

# Coherent cooling of atoms in a frequency-modulated standing laser wave: wave function and stochastic trajectory approaches

V. Yu. Argonov

*argonov@poi.dvo.ru, +7(4232)686592, Laboratory of Geophysical Hydrodynamics,  
Pacific Oceanological Institute of the Russian Academy of Sciences,  
43, Baltiiskaya Street, Vladivostok, Russia 690041*

The wave function of a moderately cold atom in a stationary near-resonant standing light wave delocalizes very fast due to wave packet splitting. However, we show that frequency modulation of the field may suppress packet splitting for some atoms having specific velocities in a narrow range. These atoms remain localized in a small space for a long time. We demonstrate and explain this effect numerically and analytically. Also we demonstrate that modulated field can not only trap, but also cool the atoms. We perform a numerical experiment with a large atomic ensemble having wide initial velocity and energy distribution. During the experiment, most of atoms leave the wave while trapped atoms have narrow energy distribution.

Keywords: Coherent cooling of gases, Wave function delocalization, Trapping of cold atoms, Wave packet splitting

PACS numbers: 03.75.-b, 37.10.Vz, 37.10.De

## I. INTRODUCTION

Laser cooling and trapping of atoms and ions is a rapidly developing field of modern physics. Cold particles in a laser field are a common physical substrate used in numerous fundamental and applied issues such as Bose-Einstein condensates, quantum chaos, single-atom laser, quantum computer, etc. A significant number of methods of atomic cooling in a laser field were developed in the recent decades (the Doppler cooling [1, 2], the Sisyphus cooling [3, 4], the velocity selective coherent population trapping (VSCPT) [5], dynamical localization and trapping [6], etc. [7]). Modern sophisticated methods provide temperatures of the order of 100 picokelvin [8].

In this paper we suggest a method of coherent laser cooling in the absence of spontaneous emission. When an atom moves in a near-resonant standing light wave, two periodic optical potentials form in the space [9]. When the atom crosses a standing wave node, it may undergo the Landau-Zener (LZ) transition between these two potentials. Such transitions cause splitting of the wave packets [10] and rapid delocalization of the wave function [11]. In this paper we show that frequency modulation of the field may suppress the splitting of wave packets for atoms that have velocities in the specific narrow range determined by the field modulation parameters. We suppose that in a real experiment, this may significantly decrease the energy distribution of moderately cold atoms.

The ideology of this method is similar to VSCPT and dynamical trapping in some aspects. The analogy with VSCPT is rather gentle. In both methods, the field does not cool initially "hot" atoms, it only traps the atoms that already have specific velocity. However, in our method, this velocity is non-zero, and the particular trapping mechanism differs from VSCPT radically. Our method is not based on "the dark states". It is based on the synchronization between the LZ transitions and the

field modulation. The analogy with dynamical localization and trapping is more deep. Dynamics of cold atoms in a periodically modulated (and kicked) standing wave has been studied both theoretically and experimentally for 20 years by the groups Raizen and Zoller [6, 12, 13]. A lot of effects related to dynamical chaos and quantum-classical correspondence were reported. In particular, it was shown that in a modulated field, some atoms with special initial positions and momentums can be dynamically trapped (without obvious energy conditions for such trapping). In terms of dynamical system theory, these atoms are trapped in a resonance islands embedded in a chaotic sea (in a phase space) [6]. In our study, resonance between field modulation and atomic mechanical oscillations plays similar role. However, cited works describe semiclassical atomic motion far from atom-field resonance. Therefore, there is only one effective optical potential (with modulated amplitude). In our study, there are two optical potentials and LZ tunnelings between them. This physical situation differs significantly.

In our study the reported effect was initially proposed theoretically and then confirmed numerically. However, we have organized this paper in an alternative order for better understanding. First, we demonstrate the numerical manifestations of the velocity selective trapping (using quantum equations). Second, we explain the effect theoretically (using semiclassical model). Third, we present additional numerical experiment demonstrating the cooling of large atomic ensemble (using stochastic trajectory model).

## II. EQUATIONS OF MOTION

Let us consider a two-level atom (with the transition frequency  $\omega_a$  and mass  $m_a$ ) moving in a strong standing laser wave with the modulated frequency  $\omega_f[t]$ . Let us assume that the depth of modulation is negligible in

comparison with the

average value of frequency  $\langle\omega_f[t]\rangle$  (but not with the detuning  $\omega_f[t] - \omega_a$ ), so we can consider the corresponding wave vector  $k_f$  a constant. In absence of spontaneous emission (the atomic excited state must have long lifetime, or some experimental methods must be used to suppress the decoherence) the atomic motion may be described by the Hamiltonian

$$\hat{H} = \frac{\hat{P}^2}{2m_a} + \frac{1}{2}\hbar(\omega_a - \omega_f[t])\hat{\sigma}_z - \hbar\Omega(\hat{\sigma}_- + \hat{\sigma}_+)\cos k_f\hat{X}, \quad (1)$$

where  $\hat{\sigma}_{\pm,z}$  are the operators of transitions between the atomic excited and ground states (the Pauli matrices),  $\hat{X}$  and  $\hat{P}$  are the operators of the atomic coordinate and momentum, and  $\Omega$  is the Rabi frequency. This Hamiltonian was used in [10, 11, 14], though for a constant field without modulation.

Let us use the following dimensionless normalized quantities: momentum  $p \equiv P/\hbar k_f$ , time  $\tau \equiv \Omega t$ , position  $x \equiv k_f X$ , mass  $m \equiv m_a\Omega/\hbar k_f^2$  and detuning  $\Delta[\tau] \equiv (\omega_f[\tau] - \omega_a)/\Omega$ . Let us suppose that the field modulation is harmonic,

$$\Delta[\tau] = \Delta_0 + \Delta_1 \cos[\zeta\tau + \phi], \quad (2)$$

and apply the following conditions:  $\zeta \ll 1$ ,  $\Delta_0 \lesssim \Delta_1 \ll 1$ . Using these approximations we obtain the equations for the probability amplitudes to find an atom with the normalized momentum  $p$  in the excited or ground state,  $a[p, \tau]$  and  $b[p, \tau]$ , correspondently:

$$\begin{aligned} i\dot{a}[p, \tau] &= \left(\frac{p^2}{2m} - \frac{\Delta[\tau]}{2}\right) a[p] - \frac{1}{2}(b[p-1] + b[p+1]), \\ i\dot{b}[p, \tau] &= \left(\frac{p^2}{2m} + \frac{\Delta[\tau]}{2}\right) b[p] - \frac{1}{2}(a[p-1] + a[p+1]) \end{aligned} \quad (3)$$

Here the dot designates the differentiation with respect to  $\tau$ . For every value of  $p$ , there is its own pair (3).

### III. WAVEFUNCTION APPROACH: NUMERICAL MANIFESTATIONS OF VELOCITY SELECTIVE TRAPPING

Let us choose the values of the parameters and initial conditions in order to perform the numerical simulation. The average initial atomic momentum  $\langle p[0] \rangle$  will be a variable condition for the purpose of this paper. All other conditions will be fixed: normalized mass  $m = 10^5$  (by order of magnitude this corresponds to the experiments with Cs [15] and Rb [16] atoms, but for a stronger field  $\Omega \sim 10^9-10^{10}$  Hz), field parameters  $\Delta_0 = -0.02$ ,  $\Delta_1 = 0.047$ ,  $\zeta = 0.00508$ ,  $\phi = 0$ , and the initial form of wave packet

$$a[p, 0] = b[p, 0] = \frac{1}{\sqrt{2\sigma_p[0]}\sqrt{2\pi}} \exp\left[-\frac{(p - \langle p[0] \rangle)^2}{4\sigma_p^2[0]}\right]. \quad (4)$$

Therefore, the initial wave packet has a Gaussian form with  $\langle x[0] \rangle = 0$  and the initial probability to find the atom in the excited state 0.5. Here  $\sigma_p$  is the standard deviation of the atomic momentum (equal to the half-width of the packet by order of magnitude). At  $\tau = 0$  we fix it by the value of  $\sigma_p[0] = 5\sqrt{2}$ . Therefore, in accordance with the Heisenberg relation, the standard deviation of the initial coordinate is  $\sigma_x[0] = 1/(2\sigma_p[0]) = 0.1/\sqrt{2}$  (it is much less than the normalized optical wavelength  $2\pi$ ).

In numerical experiments, we use these initial conditions to simulate the system of 8000 equations (3) with  $-1000 \leq p \leq 1000$ . For larger values of  $|p|$ , we put  $a[p, \tau] = b[p, \tau] = 0$  due to the energy restrictions. Obtaining the solution in the momentum space we perform the Fourier transform and get the wave function in the coordinate space in the range of  $-4\pi < x \leq 4\pi$  (see figures in the next section).

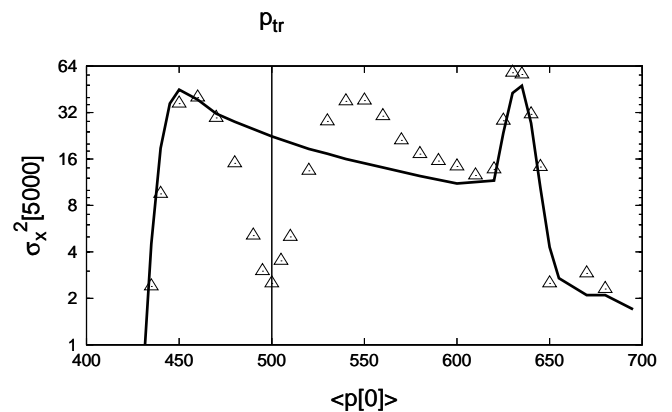


FIG. 1: The variance of atomic position  $\sigma_x^2$  at  $\tau = 5000$  as a function of initial atomic momentum  $\langle p[0] \rangle$ : curve — constant field  $\Delta = -0.02$ , triangles — modulated field  $\Delta = -0.02 + 0.047 \cos[0.00508\tau]$

This function has a more complex structure. In particular, it has a prominent additional minimum at  $\langle p[0] \rangle = p_{tr} \simeq 500$ . These atoms are not trapped in potential wells in a strict sense (their energy is too high, see the theory in the next sections), but

First, let us study the effect of field modulation on atomic delocalization. In [10, 11], the atomic motion was studied in absence of modulation. The following basic modes of motion were reported.

At  $\Delta = 0$  and  $|\Delta| \gtrsim 1$  the atomic motion is simple. Atoms move in constant spatially periodic potentials. Slow atoms are trapped in potential wells and fast atoms move ballistically through the wave.

At  $0 < |\Delta| \ll 1$  the atomic motion is more complex. The slowest atoms ( $|\langle p[0] \rangle| < \sqrt{2m}$ ) are trapped in potential wells. Faster atoms ( $\sqrt{2m} \leq |\langle p[0] \rangle| < 2\sqrt{m}$ ) perform a kind of random walk. Their wave packets split each time they cross standing-wave nodes, and this causes fast delocalization of the wave functions. The fastest atoms ( $|\langle p[0] \rangle| > 2\sqrt{m}$ ) move ballistically through the

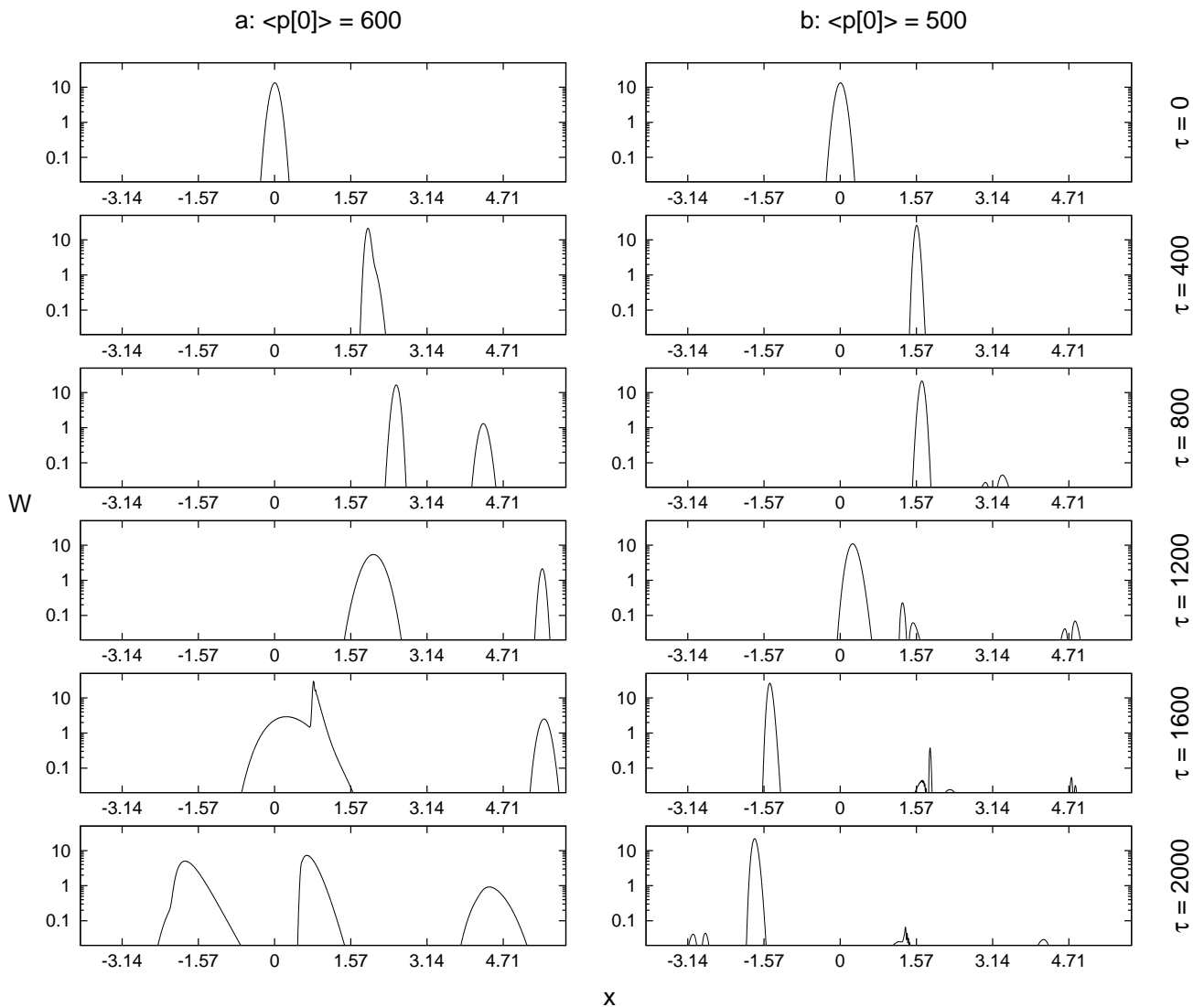


FIG. 2: Atomic wave packet splitting during quantum evolution (in the coordinate space): (a) fast delocalization of typical wave function ( $\langle p[0] \rangle = 600$ ), (b) slow delocalization of wave function in the velocity selective trapping mode ( $\langle p[0] \rangle = 500$ ).  $W[x]$  is the probability density to find an atom at coordinate  $x$  (shown in arbitrary units).

wave. Their wave packets split, but all products move in the same direction, so the overall delocalization is slow.

In Fig. 1 we calculate the variance of the atomic position  $\sigma_x^2$  after a relatively long time span of coherent evolution  $\tau = 5000$  as a function of the initial atomic momentum  $\langle p[0] \rangle$ . For the constant field (solid curve) this function shows fast delocalization of all atoms in the range of  $\sqrt{2m} \simeq 440 \lesssim \langle p[0] \rangle \lesssim 2\sqrt{m} \simeq 640$  (cold atoms with velocities of the order of 1 m/s). Local peak at  $\langle p[0] \rangle \simeq 630$  is produced by moderately fast atoms having an uncertain scenario of either random walking or flying ballistically.

Now let us "switch on" the field modulation and see the changes. In Fig. 1 the analogous function of  $\sigma_x^2$  is shown with triangles. some mechanism significantly suppresses the delocalization of their wave functions (note that both functions are shown in a logarithmic scale).

Let us consider the evolution of the corresponding wave packets in a coordinate space. In Fig. 2 we show the evolution of wave functions with  $\langle p[0] \rangle = 600$  and 500 in a modulated field (other parameters are the same as in Fig. 1). In both cases wave packets split. The first splitting occurs near the first node,  $x \simeq 1.57$  (products overlap at  $\tau = 400$ , but become completely independent at  $\tau = 800$ ). However, the proportion of splitting radically differs for  $\langle p[0] \rangle = 600$  and 500. In Fig. 2a fission products have similar "weights", while in Fig. 2b they are radically different: a single large packet regularly oscillates in the range of  $-2 \lesssim x \lesssim 2$  "emitting" very small packets in both directions.

We conclude that field modulation produces the velocity selective trapping of atoms. It suppresses the splitting of wave packets of some atoms, and these atoms are almost completely trapped in the range of  $-2 \lesssim x \lesssim 2$

(the variance of their position  $x$  is even smaller, see Fig. 1). This suppression is significant only for atoms special initial momenta in a narrow range (in our case,  $490 \lesssim \langle p[0] \rangle \lesssim 510$ ).

#### IV. SEMICLASSICAL APPROACH: EXPLANATION OF THE EFFECT AND ESTIMATION OF TRAPPING CONDITIONS

In the previous section we used quantum equations to simulate atomic dynamics. In this section, in order to explain the effect of velocity selective trapping, let us mention some semiclassical analytical results from [10, 11] (obtained for the stationary field).

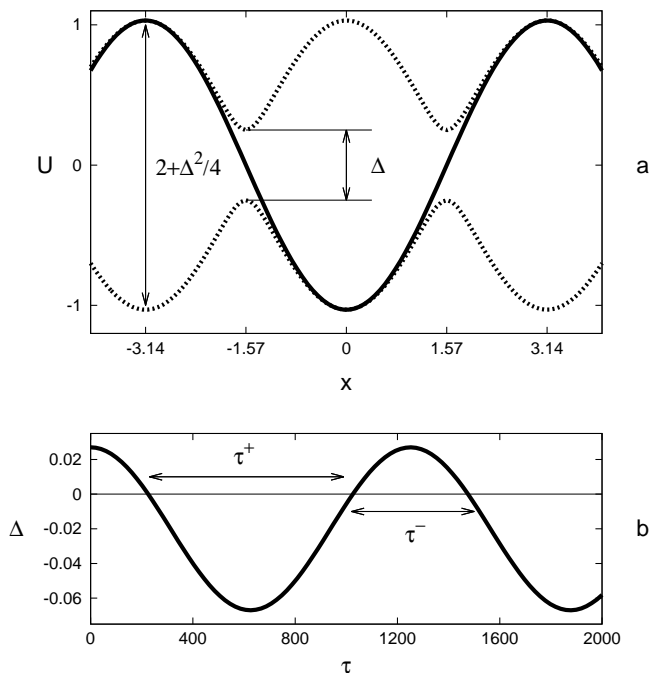


FIG. 3: (a) Periodic potentials in the space: dashed line — non-resonant potentials  $U^\pm$ , solid line — resonant potential  $-\cos[x]$ ; (b) illustration of the trapping condition: the modulation of detuning  $\Delta[\tau]$  must be synchronized with atomic mechanical motion ( $\Delta = 0$  each time a trapped wave packet crosses the standing wave node)

In a stationary field with  $|\Delta| \ll 1$  the atomic motion can be described in terms of two potentials

$$U^- = -\sqrt{\cos^2[x] + \frac{\Delta^2}{4}}, \quad U^+ = \sqrt{\cos^2[x] + \frac{\Delta^2}{4}}. \quad (5)$$

(Fig. 3a, dashed lines). An atom moves in one of these potentials when it is far from the standing wave nodes ( $x = \pm 1.57, \pm 4.7\dots$ ). When an atom crosses the node, the potential may change the sign (atom undergoes the Landau-Zener tunneling between potentials  $U^\pm$ ) with the

probability

$$W_{LZ} \approx \exp \frac{-\Delta^2 m \pi}{4 \langle p_{\text{node}} \rangle}, \quad (6)$$

where  $\langle p_{\text{node}} \rangle$  is an average momentum of an atom when it crosses the node. At  $0 < |\Delta| \ll 1$  the tunneling causes splitting of the wave packet (observed in numerical experiments). At  $\Delta = 0$  potentials coincide at nodes, so the probability of tunneling is equal to 1 and wave packets do not split. The correspondent potential takes the simplest form  $U = \pm \cos[x]$  (Fig. 3a, solid line).

What happens, if we "switch on" the field modulation? When an atom moves far from the nodes nothing radically changes. It moves in a constant potential that does not depend much on the value of  $\Delta$ . Far from nodes we may neglect the term  $\Delta^2/4$  in (5) and put  $U \simeq \pm \cos[x]$  with good accuracy.

There are two possible scenarios when an atom crosses the node (at time  $\tau$ ): (1)  $\Delta[\tau] \neq 0$ , therefore, the packet splits significantly; (2)  $\Delta[\tau] \simeq 0$ , therefore, the splitting is suppressed.

The first scenario is typical if the modulation is not synchronized with the atomic mechanical motion (because most of the time  $\Delta[\tau] \neq 0$ ). Second scenario may occur sometimes, but does not change the overall statistics of the atomic motion. The evolution of the wave function shown in Fig. 2a is typical for moderately small detunings  $|\Delta| \sim 0.01$  (both for the stationary and the modulated field).

The evolution radically changes if the field modulation is synchronized with the atomic mechanical motion. In particular, it is possible to choose such modulation parameters and atomic momentum (see analytical estimations below) that  $\Delta[\tau]$  takes zero values each time an atom crosses the node. With our parameters such synchronization occurs at  $\langle p[0] \rangle = p_{\text{tr}} \simeq 500$ . Therefore, packet splitting is suppressed (Fig. 2b). Note that the suppression is not complete. Slight splittings still exist. They are caused by the Landau-Zener transitions that occur not exactly at a standing wave node, but in its small vicinity (when  $\Delta[\tau]$  is small but not equal to zero).

Let us obtain the analytic relationship between trapping momentum  $p_{\text{tr}}$  and field parameters. When an atom moves between the nodes, its center-of-mass motion may be described by the semiclassical equations of motion [14]

$$\dot{x} = \frac{p}{m}, \quad \dot{p} = -\text{grad}[U(\tau)]. \quad (7)$$

with the energy

$$E \equiv \frac{p^2}{2m} + U(\tau) \quad (8)$$

being the integral of motion. If initial energy  $E[0] \lesssim 0$  (for  $x[0] = 0$ , this corresponds to  $|p[0]| \lesssim \sqrt{2m}$ ), then an atom cannot reach any standing-wave node. It is trapped in the bottom the of the first potential well near  $x = 0$  (Fig. 3a). If initial energy is in the range of  $0 \lesssim E \lesssim 1$

(for  $x[0] = 0$ , this corresponds to  $\sqrt{2m} \lesssim |p[0]| \lesssim 2\sqrt{m}$ ), then an atom may either perform a random walk or being trapped (if  $p[0] = p_{tr}$ ). Faster atoms with  $E \gtrsim 1$  move ballistically through the wave in a constant direction.

For trapped atoms, these equations stay correct during entire evolution (even during node crossings), and take more simple form. Trapping occurs, if atom either does not cross nodes at all, or node crossings take place when  $\Delta[\tau] = 0$ . Therefore, the term  $\Delta^2/4$  in (5) is always negligible, and the trapped atom moves in constant effective potential  $U \simeq -\cos[x]$  (we choose the negative sign of  $U$ , because in this paper atoms with initial position  $x[0] = 0$  start their motion from the potential well). Therefore, the atomic center-of-mass motion may be described by simple equations

$$\dot{x} = \frac{p}{m} \quad \dot{p} = -\sin[x], \quad (9)$$

with the simplified energy

$$\tilde{E} \equiv \frac{p^2}{2m} - \cos[x] \quad (10)$$

being the integral of motion during entire evolution.

Let us calculate the atomic traveling time between two successive node crossings  $\tau^\mp$  in the negative and the positive segments of potential  $U = -\cos[x]$  in the regime of velocity selective trapping (it may be either travelling time from one node to another or return time to the same node). We integrate (9) using the condition  $0 < \tilde{E} < 1$ :

$$\begin{aligned} \tau^- &= 2k\sqrt{m}, \quad k \equiv \sqrt{\frac{2}{1+\tilde{E}}}, \\ \tau^+ &= 2k\sqrt{m} \left( F \left[ \frac{\pi - |\arccos[\tilde{E}]|}{2}, k \right] - 1 \right), \end{aligned} \quad (11)$$

where  $F$  is the elliptic integral of the first kind.

In order to trap atoms, the modulation of field must be synchronized with the atomic mechanical motion. The time intervals  $\tau^\mp$  must be equal to time intervals between successive zeros of  $\Delta[\tau]$  (Fig. 3b). Therefore, using (2), we get the trapping condition

$$\zeta = \frac{2\pi}{\tau^- + \tau^+}, \quad \frac{\Delta_0}{\Delta_1} = -\cos \left[ \frac{\pi\tau^-}{\tau^- + \tau^+} \right], \quad (12)$$

where  $\tau^\mp$  is given by (11). These formulae are true for atoms with any initial positions (not only  $x[0] = 0$  used in (4)). At any given value of initial atomic energy in the range of  $0 < E[0] < 1$  (and appropriate initial momentum) the velocity selective trapping of atoms can be achieved with appropriate values of  $\Delta_{0,1}$ ,  $\zeta$ . E.g., in order to observe trapping at  $\langle p[0] \rangle = 500$ ,  $x[0] = 0$  ( $E[0] = 0.25$ ), the field must have parameters  $\zeta = 0.00508$ ,  $\Delta_0/\Delta_1 = -0.4248$ . We use them in numerical experiments, additionally fixing  $\Delta_0 = -0.02$ .

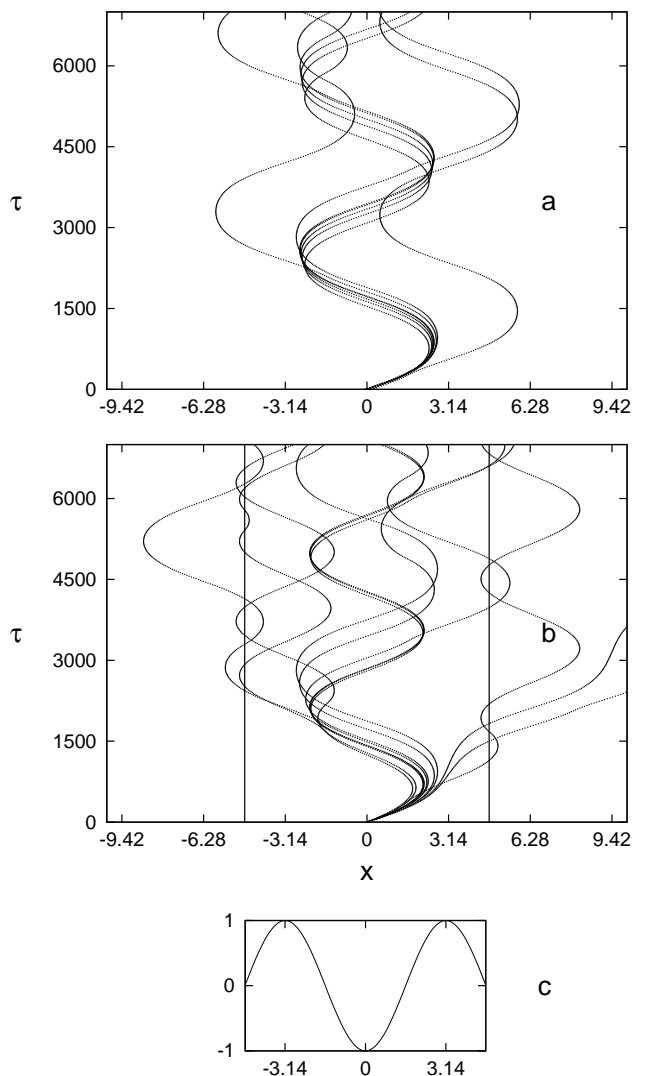


FIG. 4: (a) typical stochastic trajectories of an atomic ensemble with narrow initial momentum distribution (of the size of wave packet (4)) with  $\langle p[0] \rangle = 600$ , (b) typical stochastic trajectories of an atomic ensemble with wide initial momentum distribution (shown in Fig. 6a) with  $\langle p[0] \rangle = 550$ , (c) working part of laser wave in cooling experiment (when an atom leaves this area, it is excluded from statistics).

## V. STOCHASTIC TRAJECTORY APPROACH: MODELING OF ATOMIC COOLING PROCESS

In previous sections, we analyzed velocity selective trapping of atoms with semiclassical analytics and quantum numerical simulation of wave functions. In this section, we use third approach: numerical simulation of stochastic atomic trajectories.

In order to show that reported effect is not only trapping of atoms but also their cooling, we must simulate the dynamics of an atomic ensemble having wide initial velocity (and energy) distribution and show that the dis-

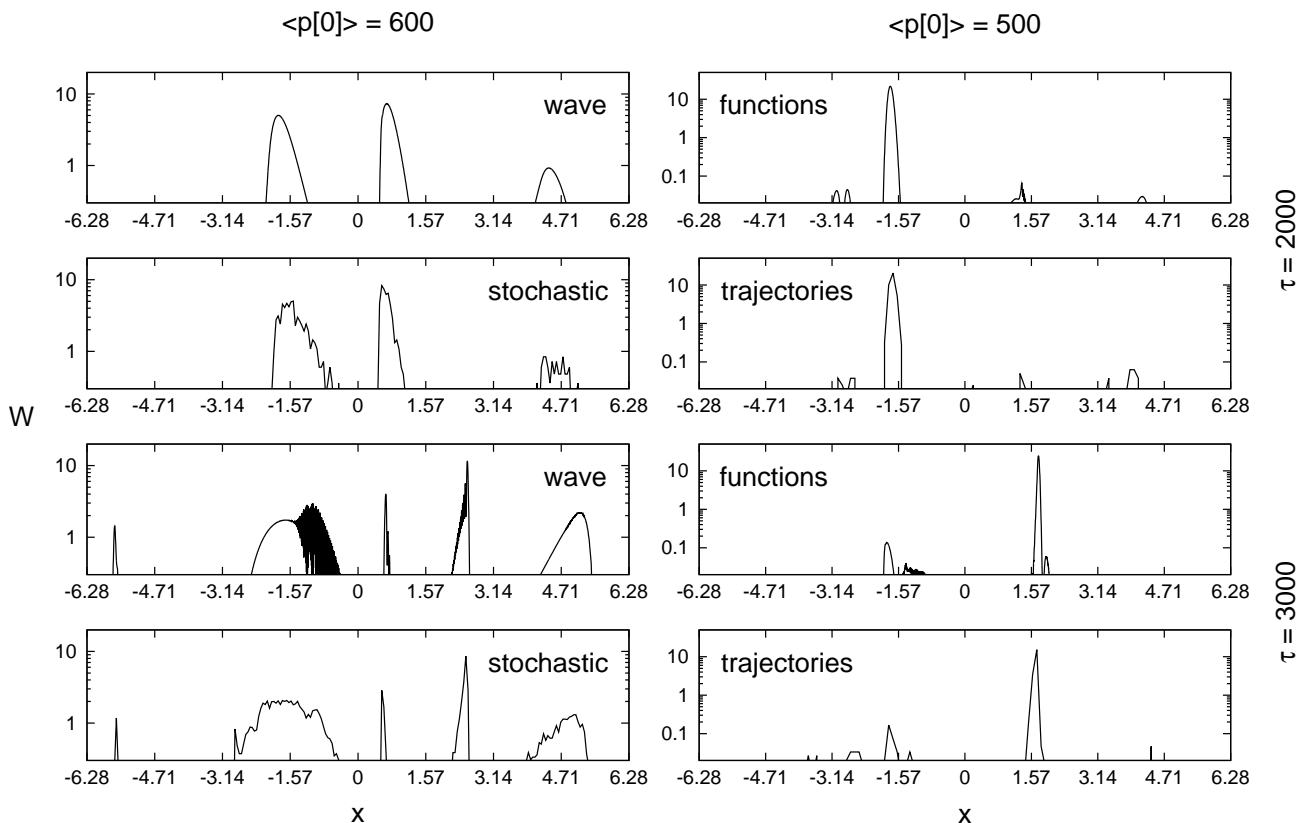


FIG. 5: Atomic wave functions (computed with quantum equations) and corresponding stochastic atomic ensembles (computed with stochastic trajectory model) for  $\langle p[0] \rangle = 600$  and  $\langle p[0] \rangle = 500$  at  $\tau = 2000$  and  $\tau = 3000$ .

tribution goes narrow during the evolution. Such simulation with quantum equations requires a huge computational time. Therefore, we develop an alternative simplified model of atomic motion based on the following principles.

1. Atom is a dot-like particle having a particular trajectory.
2. Between standing-wave nodes, an atom moves in an effective potential  $\mp U$  (5) having constant sign but oscillating factor  $\Delta(\tau)$ . Such motion is governed by semiclassical equations (7).

3. At initial time moment, the potential  $\mp U$  has negative sign. Any time when an atom crosses a node, the potential changes its sign with the probability (6).

In Fig. 4a, b, typical atomic stochastic trajectories are shown for narrow and wide initial momentum distributions. Most of them illustrate atomic random walk. However, in Fig. 4b, there are also two ballistic and two trapped trajectories.

In Fig. 5, we check the correctness of the stochastic trajectory model. We compare the evolution of atomic wave functions (computed with quantum equations) and the evolution of stochastic atomic ensembles (computed with stochastic trajectory model) for  $\langle p[0] \rangle = 600$  and  $\langle p[0] \rangle = 500$ . These ensembles of dot-like atoms have

narrow Gaussian initial momentum and position distributions analogous to used in quantum model (4) (typical stochastic trajectories for  $\langle p[0] \rangle = 600$  are shown in Fig. 4a). Both methods demonstrate similar probability functions to find an atom at a given position at  $\tau = 2000$  and  $3000$ .

In Fig. 6, we simulate the dynamics of an atomic ensemble (several thousands of atoms) with comparatively wide initial momentum distribution moving in positive direction with average velocity  $\langle p[0] \rangle = 550$ . This distribution is shown in Fig. 6a. Corresponding energy distribution is shown in Fig. 6b (we calculate simplified energy  $\tilde{E}$  (10), but it is equal to general energy  $E$  (8) at initial time moment).

In order to show that velocity selective trapping really cools atoms, let us consider a small part of laser wave in a range

$$-\frac{3}{2}\pi < 0 < \frac{3}{2}\pi \quad (13)$$

(Fig. 4c). At the beginning of the experiment, all the atoms have  $x \simeq 0$ . During the evolution, trapped atoms ( $p[0] \lesssim 440$ ,  $E[0] \lesssim 0$  and  $p[0] \simeq p_{tr} = 500$ ,  $E[0] \simeq 0.25$ ) stay in the range (13) while most of other atoms leave it (due to ballistic flight or random walk). Trapped

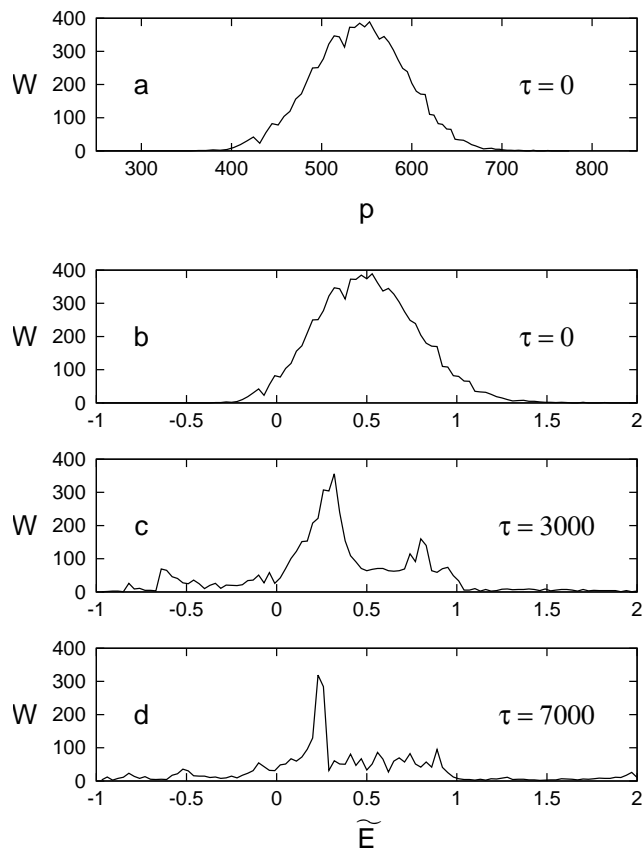


FIG. 6: Cooling of an atomic cloud due to velocity selective trapping (statistics of atoms having positions in a range  $-3\pi/2 < x < 3\pi/2$ ). Probability density  $W$  to find an atom with a given momentum or energy is shown in arbitrary units.

atoms have wide momentum distribution because their momentums oscillate in a wide range. However, their energy distribution is very narrow. In Figs. 6c, d, there is a prominent peak near  $\tilde{E} = 0.25$ , and it is very narrow in comparison with initial energy distribution. This is because the majority of atoms with other initial values

of energy leaved the wave. Note that simplified energy  $\tilde{E}$  is conserved only for trapped atoms. Other atoms can change it during the evolution (see, for example, spontaneous peak at  $\tilde{E} \simeq -0.6$ , Fig. 6c). However, the number of such atoms in area (13) decays fastly, so they do not change the overall picture.

## VI. CONCLUSIONS

In this paper we report the effect of velocity selective trapping and cooling of atoms in a frequency-modulated standing laser wave. Intensive coherent light produces significant mechanical action on cold atoms having velocities of the order of 1 m/s. There is a wide range of field parameters at which atom performs a kind of random walk accompanied with wave packets splitting and fast delocalization of wave function. In this paper we report a specific field modulation mode that suppresses wave packet splitting for atoms with precisely selected velocities. These atoms oscillate in potential wells, and their wave functions are almost completely localized.

This effect cannot cool atoms in the sense of achieving zero velocity, but it can decrease their mechanical energy distribution (see Fig. 6). If a cloud of moderately cold atoms in a modulated wave has wide initial momentum end energy distribution, then most of these atoms leave the wave while a small fraction is trapped. Trapped atoms have narrow energy distribution.

In this paper, the effect has been studied by three approaches: semiclassical analytics, quantum numerical modeling, and stochastic trajectory modeling. Each of these approaches shows similar result. Therefore, the effect of velocity selective trapping of atoms is not just an artifact of some particular method but a real possibility. The only significant drawback is that it takes place in absence of dissipation. However, we believe that this is just a quantitative technical limitation that may be overcome by an appropriate choice of atoms and hi-Q cavities.

This work has been supported by the Grant of the Russian Foundation for Basic Research 12-02-31161.

- 
- [1] T.W. Hansch, A.L. Schawlow, *Opt. Comm.* **13** (1975) 68-71
  - [2] D.J. Wineland, R.E. Drullinger, F.L. Walls, *Phys. Rev. Lett.* **40** (1978) 1639
  - [3] J. Dalibard, C. Cohen-Tannoudji, *J. Opt. Soc. Am. B.* **6** (1989) 2023-2045
  - [4] A.V. Bezverbny, V.G. Niz'ev, A.M. Tumaikin, *Quant. Electronics* **34** (2004) 685-689
  - [5] A. Aspect, E. Arimondo, R. Kaiser, N. Vansteenkiste, C. Cohen-Tannoudji, *Phys Rev Lett.* **61** (1988) 826-829
  - [6] M. Raizen, D.A. Steck, *Scholarpedia* **6** (2011) 10468
  - [7] W. Phillips. *Laser Cooling and Trapping of Neutral Atoms* (Nobel Lecture, 1997)
  - [8] T. Knuuttila. *Nuclear Magnetism and Superconductivity in Rhodium* (Espoo: Helsinki University of Technology, 2000)
  - [9] A.P. Kazantsev, G.I. Surdutovich, V.P. Yakovlev. *Mechanical action of light on atoms* (Singapore; London: World Scientific, 1990)
  - [10] S.V. Prants, *J. Exp. Theor. Phys.* **109** (2009) 751
  - [11] V.Yu. Argonov, *J. Exp. Theor. Phys. Lett.* **90** (2009) 739
  - [12] R. Graham, M. Schlautmann, and P. Zoller, *Phys. Rev. A* **45** (1992) R19
  - [13] F.L. Moore, J.C. Robinson, C. Bharucha, et al, *Phys. Rev. Lett.* **73** (1994) 2974
  - [14] V.Yu. Argonov, *Phys. Lett. A* **375** (2011) 1116

- [15] H. Ammann, R. Gray, I. Shvarchuck, N. Christensen,  
Phys. Rev. Lett. **80** (1998) 4111
- [16] W.K. Hensinger, N.R. Heckenberg, G.J. Milburn, et al,  
J. Opt. B: Quantum Semiclass. Opt. **5** (2003) R83