

B* decays to radially excited *D

Damir Becirevic, Benoît Blossier*, Antoine Gérardin, Alain Le Yaouanc, Francesco Sanfilippo

Laboratoire de Physique Théorique, CNRS/Université Paris-Sud XI, F-91405 Orsay Cedex, France

E-mail: benoit.blossier@th.u-psud.fr

We discuss the possibility to measure in present experiments, especially LHCb, the non leptonic decay branching ratio $B \rightarrow D'\pi$, and emphasize phenomenological implications on $B \rightarrow D'l\nu$ semileptonic decay. We have estimated by lattice QCD the D' decay constant $f_{D'}$ that parameterizes the D' emission contribution to the Class-III non leptonic decay $B^- \rightarrow D^0\pi^-$. In addition, we provide a new estimate of the decay constants $f_{D_{s,q}}$ which read $f_{D_s} = 252(3)$ MeV and $f_{D_s}/f_D = 1.23(1)(1)$.

31st International Symposium on Lattice Field Theory - LATTICE 2013

July 29 - August 3, 2013

Mainz, Germany

*Speaker.

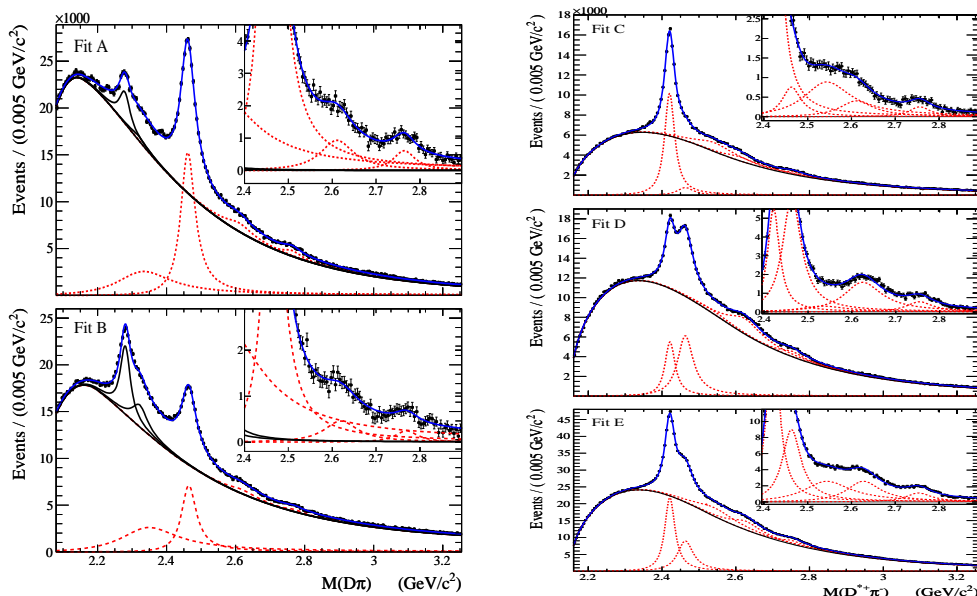


Figure 1: $D\pi$ (left panel) and $D^*\pi$ (right panel) mass distributions obtained at Babar [1].

1. Introduction

Understanding the long-distance dynamics of QCD is of key importance to control the theoretical systematics on low-energy processes that are investigated at LHC in order to detect indirect effects of New Physics. With that respect beauty and charmed mesons represents a particularly rich sector. Recently, the Babar Collaboration claimed to have isolated a bench of new D states [1]. $D\pi$ and $D^*\pi$ mass distributions are depicted in Figure 1: in the former, one observes a clear peak, corresponding to the state $D_2^*(2460)$, and two "enhancements" that are interpreted as states $D^*(2600)$ and $D^*(2760)$. In the latter, one observes a peak at $D_1(2420)$ and distinguishes two structures that are interpreted as $D(2550) \equiv D'$ and $D(2750)$. Performing a fit, experimentalists obtain $m(D') = 2539(8)$ MeV and $\Gamma(D') = 130(18)$ MeV. A first question raised about the fairness of this interpretation because, on the theoretical side, quark models predicted roughly the same D' mass (2.58 GeV) but a quite smaller width (70 MeV) [2]. However there is a well known caveat here: excited states properties are very sensitive to the position of the wave functions nodes, that actually depend strongly on the quark model. Examining the semileptonic decay $B \rightarrow D'lv$, assuming it is quite large [3] and using the fact that $\Gamma(D' \rightarrow D_{1/2}\pi) \gg \Gamma(D' \rightarrow D_{3/2}\pi)$ ¹, one arrives at the conclusion that an excess of $B \rightarrow (D_{1/2}\pi)lv$ events could be observed with respect to their $B \rightarrow (D_{3/2}\pi)lv$ counterparts. One may then wonder whether such a potentially large $B \rightarrow D'lv$ width could explain the "1/2 vs. 3/2" puzzle: $[\Gamma(B \rightarrow D_{1/2}lv) \simeq \Gamma(B \rightarrow D_{3/2}lv)]^{\text{exp}}$ while $[\Gamma(B \rightarrow D_{1/2}lv) \ll \Gamma(B \rightarrow D_{3/2}lv)]^{\text{theory}}$ [4]. Finally there is still a $\sim 3\sigma$ discrepancy between the exclusive determination of the CKM matrix element V_{cb} and its inclusive determination, mainly due to a very small error on both sides. $|V_{cb}|^{\text{excl}}$ is extracted from $B \rightarrow D^{(*)}lv$ decays and needs, at a normalization point, the theoretical computation of the form factors associated to

¹Spectroscopy notations: $D_{1/2} \equiv \{D_0^*, D_1^*\}$, $D_{3/2} \equiv \{D_1, D_2^*\}$.

$B \rightarrow D^{(*)}$ transitions. An analysis performed in the OPE formalism argued that a large $B \rightarrow D'$ form factor is going together with a small suppression of the $B \rightarrow D^{(*)}$ counterpart [5]: one may ask whether it could involve a reduction of the discrepancy between $|V_{cb}|^{\text{excl}}$ and $|V_{cb}|^{\text{incl}}$ [6].

2. Non leptonic $B \rightarrow D'$ decay

We have proposed in [7] to check the hypothesis of a large branching ratio $\mathcal{B}(B \rightarrow D'lv)$ by studying non leptonic decays. First, considering the Class I process $\bar{B}^0 \rightarrow D'^+\pi^-$, one has in the factorisation approximation

$$\frac{\mathcal{B}(\bar{B}^0 \rightarrow D'^+\pi^-)}{\mathcal{B}(\bar{B}^0 \rightarrow D^+\pi^-)} = \left(\frac{m_B^2 - m_{D'}^2}{m_B^2 - m_D^2} \right)^2 \left[\frac{\lambda(m_B, m_{D'}, m_\pi)}{\lambda(m_B, m_D, m_\pi)} \right]^{1/2} \left| \frac{f_+^{B \rightarrow D'}(0)}{f_+^{B \rightarrow D}(0)} \right|^2, \quad (2.1)$$

$$\lambda(x, y, z) = [x^2 - (y+z)^2][x^2 - (y-z)^2], \quad f_+^{B \rightarrow D'}(m_\pi^2) \sim f_+^{B \rightarrow D'}(0).$$

Using $V_{cb}f_+^{B \rightarrow D}(0) = 0.02642(8)$ from Babar [8] and $|V_{cb}|^{\text{incl}} = 0.0411(16)$, we deduce $f_+^{B \rightarrow D}(0) = 0.64(2)$. Then, with $m_{D'} = 2.54$ GeV, we obtain $\frac{\mathcal{B}(\bar{B}^0 \rightarrow D'^+\pi^-)}{\mathcal{B}(\bar{B}^0 \rightarrow D^+\pi^-)} = (1.65 \pm 0.13) \times \left| f_+^{B \rightarrow D'}(0) \right|^2$. With $\mathcal{B}(\bar{B}^0 \rightarrow D^+\pi^-) = 0.268(13)\%$, we have finally

$$\mathcal{B}(\bar{B}^0 \rightarrow D'^+\pi^-) = \left| f_+^{B \rightarrow D'}(0) \right|^2 \times (4.7 \pm 0.4) \times 10^{-3}. \quad (2.2)$$

Letting vary the $f_+^{B \rightarrow D'}(0)$ form factor in a quite large range [0.1, 0.4], according to the existing theoretical estimates [3], [9], we conclude that $\mathcal{B}(\bar{B}^0 \rightarrow D'^+\pi^-)^{\text{th}} \sim 10^{-4}$: *it can be measured with the B factories samples and at LHCb.*

Second, investigating the Class III process $B^- \rightarrow D^0\pi^-$, we write the factorised amplitude in the following way:

$$A_{\text{fact}}^{\text{III}} = -i \frac{G_F}{\sqrt{2}} V_{cb} V_{ud}^* \left[a_1 f_\pi [m_B^2 - m_{D'}^2] f^{B \rightarrow D'}(m_\pi^2) + a_2 f_{D'} [m_B^2 - m_\pi^2] f^{B \rightarrow \pi}(m_{D'}^2) \right].$$

Normalising the corresponding branching ratio by the Class I counterpart, we get

$$\frac{\mathcal{B}(B^- \rightarrow D^0\pi^-)}{\mathcal{B}(\bar{B}^0 \rightarrow D^+\pi^-)} = \frac{\tau_{B^-}}{\tau_{\bar{B}^0}} \left[1 + \frac{a_2}{a_1} \times \frac{m_B^2 - m_\pi^2}{m_B^2 - m_{D'}^2} \times \frac{f_0^{B \rightarrow \pi}(m_{D'}^2)}{f_+^{B \rightarrow D'}(0)} \frac{f_{D'}}{f_D} \frac{f_D}{f_\pi} \right]^2.$$

The ratio of Wilson coefficients a_2/a_1 is determined from $\frac{\mathcal{B}(B^- \rightarrow D^0\pi^-)}{\mathcal{B}(\bar{B}^0 \rightarrow D^+\pi^-)}$, known experimentally [6], and it remains to compute on the lattice the ratios of decay constants $\frac{f_{D'}}{f_D}$ and $\frac{f_D}{f_\pi}$.

3. Lattice calculation

Our analysis is based on simulations built by the ETM Collaboration [10] with $N_f = 2$ fermions regularised with the Twisted-mass QCD action tuned at maximal twist. At a fixed lattice spacing we crosscheck our results on a simulation performed by the QCDSF collaboration with $N_f = 2$ Wilson-Clover fermions [11] and a third one realised in the quenched approximation. We collect the simulations parameters in Tables 1 and 2. A first way to extract $m_{D'_q}$ and $f_{D'_q}$ is to consider the

β	3.8	3.9	3.9	4.05	4.2	4.2
$L^3 \times T$	$24^3 \times 48$	$24^3 \times 48$	$32^3 \times 64$	$32^3 \times 64$	$32^3 \times 64$	$48^3 \times 96$
# meas.	240	240	150	150	150	100
μ_{sea1}	0.0080	0.0040	0.0030	0.0030	0.0065	0.0020
μ_{sea2}	0.0110	0.0064	0.0040	0.0060		
μ_{sea3}				0.0080		
a [fm]	0.098(3)	0.085(3)	0.085(3)	0.067(2)	0.054(1)	0.054(1)
μ_s	0.0194(7)	0.0177(6)	0.0177(6)	0.0154(5)	0.0129(5)	0.0129(5)
μ_c	0.2331(82)	0.2150(75)	0.2150(75)	0.1849(65)	0.1566(55)	0.1566(55)

Table 1: Lattice ensembles used in this work with the indicated number of gauge field configurations. Lattice spacing is set by using the Sommer parameter r_0/a , with $r_0 = 0.440(12)$ fm fixed by matching f_π obtained on the lattice with its physical value (cf. ref. [12]). Quark mass parameters μ are given in lattice units.

N_f	β (c_{SW})	$L^3 \times T$	# meas.	κ_{sea}	κ_s	κ_c
0	6.2 (1.614)	$24^3 \times 48$	200	–	0.1348	0.125
2	5.4 (1.823)	$24^3 \times 48$	160	0.13625	0.1359	0.126

Table 2: Lattice set-up for the results obtained by using the Wilson gauge and the Wilson-Clover quark action. κ_{sea} , κ_s and κ_c stand for the value of the hopping parameter of the sea, strange and the charm quark respectively.

two-point correlator

$$C_{D_q D_q}(t) = \left\langle \sum_{\vec{x}} P_{D_q}(\vec{x}; t) P_{D_q}^\dagger(0; 0) \right\rangle$$

$$\xrightarrow{t \gg 0} |\mathcal{Z}_{D_q}|^2 \frac{\cosh[m_{D_q}(T/2 - t)]}{m_{D_q}} e^{-m_{D_q} T/2}.$$

We define a modified two-point correlation function by subtracting the ground state contribution:

$$C'_{D_q D_q}(t) = C_{D_q D_q}(t) - |\mathcal{Z}_{D_q}|^2 \frac{\cosh[m_{D_q}(T/2 - t)]}{m_{D_q}} e^{-m_{D_q} T/2};$$

we extract the effective mass $m_{D'_q}$ from the ratio $\frac{C'_{D_q D_q}(t)}{C'_{D_q D_q}(t+1)} = \frac{\cosh\left[m_{D'_q}^{\text{eff}}(t) \left(\frac{T}{2} - t\right)\right]}{\cosh\left[m_{D'_q}^{\text{eff}}(t) \left(\frac{T}{2} - t - 1\right)\right]}$ and the decay

constant $f_{D'_q}$ from a fit of $C'_{D_q D_q}$.

An alternative approach consists in using a basis of interpolating fields $P_{D_q i} \equiv \bar{\psi}_c i \gamma^5 \psi_{q i}$ by smearing with a "Gaussian" wave function the local fields $\psi_{c(q)}$: $\psi_{c(q) i} = \left(\frac{1 + \kappa_G H}{1 + 6\kappa_G}\right)^{n_i} \psi_{c(q)}$,

with $H_{i,j} = \sum_{\mu=1}^3 \left(U_{i;\mu}^{n_a} \delta_{i+\mu,j} + U_{i-\mu;\mu}^{n_a \dagger} \delta_{i-\mu,j} \right)$; $U_{i,\mu}^{n_a}$ is a n_a times APE smeared link. We solve the generalized eigenvalue problem (GEVP):

$$C_{D_q D_q ij}(t) v_j^{(n)}(t, t_0) = \lambda^{(n)}(t, t_0) C_{D_q D_q ij}(t_0) v_j^{(n)}(t, t_0).$$

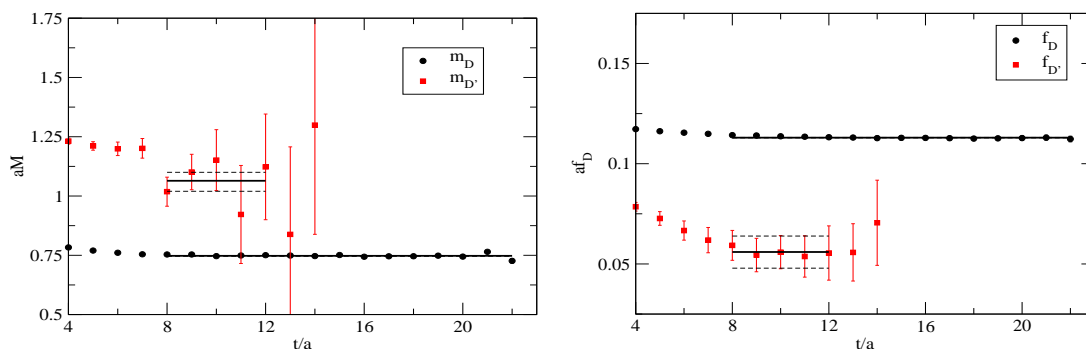


Figure 2: Plateaus of m_D and $m_{D'}$ (left panel), f_D and $f_{D'}$ (right panel) for the ETMC ensemble $\beta = 3.9, \mu_{\text{sea}} = 0.0064$.

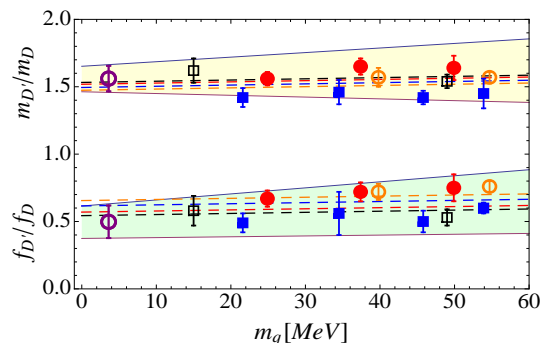


Figure 3: Chiral and continuum limit extrapolations of $m_{D'}/m_D$ and $f_{D'}/f_D$.

The projected creation operator that has the largest coupling to the n^{th} excited state is defined by

$$\tilde{P}_{D_q}^{(n)}(t, t_0) = \sum_i v_i^{(n)}(t, t_0) P_{D_q i} \quad \langle D_q^{(n)} | \tilde{P}_{D_q}^{(n)\dagger} | 0 \rangle = A_n \delta_{mn}. \quad (3.1)$$

Effective masses and decay constants read

$$m_{D_q^{(n)}}^{\text{eff}}(t) = \text{arccosh} \left[\frac{\lambda^{(n)}(t+1, t_0) + \lambda^{(n)}(t-1, t_0)}{2\lambda^{(n)}(t, t_0)} \right], \quad \langle D_q^{(n)} | P_{D_q L}^\dagger | 0 \rangle = \frac{\sqrt{A_n} \sum_i C_{D_q D_q L i}(t) v_i^{(n)}(t, t_0)}{\sum_{ij} v_i^{(n)}(t, t_0) C_{D_q D_q ij}(t) v_j^{(n)}(t, t_0)},$$

where the label "L" refers to a local interpolating field. In our simulation we have chosen $\kappa_G = 4.0$ and we have considered a basis of 4 operators with $n_i = \{0, 2, 10, 30\}$. We show in Figure 2 plateaus of D and D' masses and decay constants for one of the ETMC ensembles. We perform a combined chiral and continuum extrapolation of $m_{D'_q}/m_{D_q}$ and $f_{D'_q}/f_{D_q}$ with the formula

$$\mathcal{F}^{\text{latt.}} = A_{\mathcal{F}} \left[1 + B_{\mathcal{F}} m_q + C_{\mathcal{F}} \left(\frac{a}{a_{\beta=3.9}} \right)^2 \right]. \quad (3.2)$$

The fits quality is illustrated in Figure 3. Our results read:

	$m_{D'_s}/m_{D_s}$	$f_{D'_s}/f_{D_s}$
tmQCD ($N_f = 2$)	1.55(6)	0.69(5)
Wilson-Clover ($N_f = 2$)	1.48(7)	0.77(9)
Wilson-Clover ($N_f = 0$)	1.41(9)	0.67(12)

Table 3: Comparison of results obtained at $a \sim 0.065$ fm with different quark regularisations and numbers of dynamical flavours.

$$\frac{m_{D'_s}}{m_{D_s}} = 1.53(7), \quad \frac{f_{D'_s}}{f_{D_s}} = 0.59(11), \quad \frac{m_{D'}}{m_D} = 1.55(9), \quad \frac{f_{D'}}{f_D} = 0.57(16). \quad (3.3)$$

There is a $\sim 2\sigma$ discrepancy with the experimental estimate $\frac{m_{D'}}{m_D} = 1.36$. To check whether it could arise because Twisted-mass QCD breaks parity at finite lattice spacing, inducing a mixing between radial excitations and states of opposite parity that would not be properly taken into account in our work, we perform a computation with Wilson-Clover fermions at a lattice spacing corresponding to $a_{\beta=4.05}$ (cf. Tables 1 and 2). Another source of systematics has a physical origin: with $N_f = 2$ dynamical light quarks, decay channels can open up and transitions $D' \rightarrow D^* \pi$, $D' \rightarrow D_0^* \pi$, $D'_s \rightarrow D^* K$ and $D'_s \rightarrow D_0^* K$ are kinematically allowed in large volumes, making the analysis in principle very tricky. As it is not the case in the quenched approximation, we checked our findings in that framework as well. We observe in Table 3 a qualitative good agreement between our estimates of $m_{D'_s}/m_{D_s}$ and $f_{D'_s}/f_{D_s}$ at finite lattice spacing. Moreover we extrapolate to the physical point f_{D_s}/m_{D_s} with the formula (3.2) and $\sqrt{m_{D_s}/m_D}[f_{D_s}/f_D]/[f_K/f_\pi]$ using Heavy Meson Chiral Perturbation Theory at LO ($X = 0$) and NLO ($X = 1$) [13], deducing f_D/f_π :

$$\sqrt{m_{D_s}/m_D}[f_{D_s}/f_D]/[f_K/f_\pi] = A \left[1 + X \frac{9g^2 - 4}{4(4\pi f)^2} m_\pi^2 \log(m_\pi^2) + B m_\pi^2 + C \left(\frac{a}{a_{\beta=3.9}} \right)^2 \right], \quad (3.4)$$

with $g = 0.53(3)(3)$ [14],

$$f_{D_s}/m_{D_s} = 0.1281(11), \quad f_{D_s}/f_D = 1.23(1)(1), \quad f_D/f_\pi = 1.56(3)(2), \quad (3.5)$$

where the first error is statistical and the second error corresponds to the difference between LO and NLO chiral fits of $\sqrt{m_{D_s}/m_D}[f_{D_s}/f_D]/[f_K/f_\pi]$. Finally we obtain $f_{D_s} = 252(3)$ MeV, in excellent agreement with a very recent measurement at Belle: $f_{D_s}^{\text{exp}} = 255 \pm 4.2 \pm 5.1$ MeV [15].

4. Back to phenomenology and conclusion

We have now everything we need to answer our question at the beginning. With $a_2/a_1 = 0.368$, $\tau_{\bar{B}^0}/\tau_{B^-} = 1.079(7)$, $f_+^{B \rightarrow D}(0) = 0.64(2)$ and $f_0^{B \rightarrow \pi}(m_D^2) = 0.29(4)$ [16], we find

$$\frac{\mathcal{B}(B^- \rightarrow D^0 \pi^-)}{\mathcal{B}(\bar{B}^0 \rightarrow D^+ \pi^-)} = \frac{\tau_{B^-}}{\tau_{\bar{B}^0}} \left[1 + \frac{0.14(4)}{f_+^{B \rightarrow D}(0)} \right]^2, \quad \frac{\mathcal{B}(\bar{B}^0 \rightarrow D^+ \pi^-)}{\mathcal{B}(\bar{B}^0 \rightarrow D^+ \pi^-)} = (1.24 \pm 0.21) \times |f_+^{B \rightarrow D}(0)|^2.$$

Using the experimental value $\frac{m_{D'}}{m_D} = 1.36$, we find $\frac{\mathcal{B}(\bar{B}^0 \rightarrow D^+ \pi^-)}{\mathcal{B}(\bar{B}^0 \rightarrow D^+ \pi^-)} = (1.65 \pm 0.13) \times |f_+^{B \rightarrow D}(0)|^2$: in other words, the dependence on $m_{D'}$ of that ratio is small. Setting $f_+^{B \rightarrow D'} = 0.4$ as found by Ebert

et al [9], $m_{D'}/m_D = 1.36$ and the branching ratio $\mathcal{B}(\bar{B}^0 \rightarrow D_2^{*+} \pi^-)$ measured at B factories [17], [18], we obtain

$$\frac{\mathcal{B}(\bar{B}^0 \rightarrow D'^+ \pi^-)}{\mathcal{B}(\bar{B}^0 \rightarrow D_2^{*+} \pi^-)} = 1.6(3), \quad \frac{\mathcal{B}(B^- \rightarrow D'^0 \pi^-)}{\mathcal{B}(B^- \rightarrow D_2^{*0} \pi^-)} = 1.4(3). \quad (4.1)$$

In conclusion, if $f^{B \rightarrow D'}$ is large, as claimed by many authors, the measurement of $\mathcal{B}(B \rightarrow D' \pi)$ should be as feasible in present experiments as $\mathcal{B}(B \rightarrow D_2^* \pi)$ was at B factories. Thus, it reveals beneficial to study $B \rightarrow D'$ non leptonic decays to address the composition of final states in $B \rightarrow D^{*} l \nu$ semileptonic decays. A natural extension of our work is to consider the process $B \rightarrow D_0^* \pi$ and compute on the lattice $f_{D_0^*}$.

References

- [1] P. del Amo Sanchez *et al.* [BABAR Collaboration], Phys. Rev. D **82** (2010) 111101.
- [2] F. E. Close and E. S. Swanson, Phys. Rev. D **72** (2005) 094004; Z. -F. Sun, J. -S. Yu, X. Liu and T. Matsuki, Phys. Rev. D **82** (2010) 111501.
- [3] F. U. Bernlochner, Z. Ligeti and S. Turczyk, Phys. Rev. D **85** (2012) 094033.
- [4] A. Le Yaouanc *et al.*, Phys. Rev. D **56** (1997) 5668; A. K. Leibovich *et al.*, Phys. Rev. D **57** (1998) 308; D. Becirevic *et al.*, Phys. Rev. D **87**, no. 5, 054007 (2013); I. I. Bigi *et al.*, Eur. Phys. J. C **52**, 975 (2007).
- [5] P. Gambino, T. Mannel and N. Uraltsev, JHEP **1210** (2012) 169.
- [6] J. Beringer *et al.* [Particle Data Group Collaboration], Phys. Rev. D **86**, 010001 (2012).
- [7] D. Becirevic *et al.*, Nucl. Phys. B **872**, 313 (2013).
- [8] B. Aubert *et al.* [BABAR Collaboration], Phys. Rev. Lett. **104** (2010) 011802.
- [9] J. Hein *et al.* [UKQCD Collaboration], Nucl. Phys. Proc. Suppl. **83** (2000) 298; D. Ebert, R. N. Faustov and V. O. Galkin, Phys. Rev. D **62** (2000) 014032; R. N. Faustov and V. O. Galkin, Phys. Rev. D **87**, 034033 (2013); Z. -H. Wang *et al.*, J. Phys. G **39** (2012) 085006.
- [10] P. Boucaud *et al.* [ETM Collaboration], Phys. Lett. B **650** (2007) 304; Comput. Phys. Commun. **179** (2008) 695.
- [11] A. Ali Khan *et al.* [QCDSF Collaboration], Phys. Lett. B **564** (2003) 235; M. Gockeler *et al.* [QCDSF Collaboration], Phys. Rev. D **82** (2010) 114511 [Erratum-ibid. D **86** (2012) 099903].
- [12] B. Blossier *et al.* [ETM Collaboration], Phys. Rev. D **82**, 114513 (2010).
- [13] R. Casalbuoni *et al.*, Phys. Rept. **281** (1997) 145; G. Burdman and J. F. Donoghue, Phys. Lett. B **280** (1992) 287.
- [14] D. Becirevic and F. Sanfilippo, Phys. Lett. B **721**, 94 (2013).
- [15] A. Zupanc *et al.* [Belle Collaboration], JHEP **1309**, 139 (2013).
- [16] G. Duplancic *et al.*, JHEP **0804** (2008) 014; P. Ball and R. Zwicky, Phys. Rev. D **71** (2005) 014015.
- [17] P. del Amo Sanchez *et al.* [BABAR Collaboration], PoS ICHEP **2010** (2010) 250; Phys. Rev. D **76** (2007) 012006.
- [18] B. Aubert *et al.* [BABAR Collaboration], Phys. Rev. D **79** (2009) 112004; K. Abe *et al.* [Belle Collaboration], Phys. Rev. D **69** (2004) 112002.