

ON THE MAXIMUM ORDER OF GRAPHS EMBEDDED IN SURFACES

ERAN NEVO, GUILLERMO PINEDA-VILLAVICENCIO, AND DAVID R. WOOD

ABSTRACT. The maximum number of vertices in a graph of maximum degree $\Delta \geq 3$ and fixed diameter $k \geq 2$ is upper bounded by $(1 + o(1))(\Delta - 1)^k$. If we restrict our graphs to certain classes, better upper bounds are known. For instance, for the class of trees there is an upper bound of $(2 + o(1))(\Delta - 1)^{\lfloor k/2 \rfloor}$ for a fixed k . The main result of this paper is that graphs embedded in surfaces of bounded Euler genus g behave like trees, in the sense that, for large Δ , such graphs have orders bounded from above by

$$\begin{cases} c(g+1)(\Delta-1)^{\lfloor k/2 \rfloor} & \text{if } k \text{ is even} \\ c(g^{3/2}+1)(\Delta-1)^{\lfloor k/2 \rfloor} & \text{if } k \text{ is odd,} \end{cases}$$

where c is an absolute constant. This result represents a qualitative improvement over all previous results, even for planar graphs of odd diameter k . With respect to lower bounds, we construct graphs of Euler genus g , odd diameter k , and order $c(\sqrt{g}+1)(\Delta-1)^{\lfloor k/2 \rfloor}$ for some absolute constant $c > 0$. Our results answer in the negative a question of Miller and Širáň (2005).

1. INTRODUCTION

The degree–diameter problem asks for the maximum number of vertices in a graph of maximum degree $\Delta \geq 3$ and diameter $k \geq 2$. For general graphs the *Moore bound*, $M(\Delta, k) := 1 + \Delta + \Delta(\Delta - 1) + \dots + \Delta(\Delta - 1)^{k-1} = (1 + o(1))(\Delta - 1)^k$ (for fixed k), provides an upper bound for the order of such a graph. The well-known de Bruijn graphs provide a lower bound of $\lfloor \Delta/2 \rfloor^k$ [2]. For background on this problem the reader is referred to the survey [13].

If we restrict our attention to particular graph classes, better upper bounds than the Moore bound are possible. For instance, a well-known result by Jordan [10] implies that every tree of maximum degree Δ and fixed diameter k has at most $(2 + o(1))(\Delta - 1)^{\lfloor k/2 \rfloor}$ vertices. For a graph class \mathcal{C} , we define $N(\Delta, k, \mathcal{C})$ to be the maximum order of a graph in \mathcal{C} with maximum degree $\Delta \geq 3$ and diameter $k \geq 2$. We say \mathcal{C} has *small order* if there exists a constant c and a function f such that $N(\Delta, k, \mathcal{C}) \leq c(\Delta - 1)^{\lfloor k/2 \rfloor}$, for all $\Delta \geq f(k)$. The class of trees is a prototype class of small order.

For the class \mathcal{P} of planar graphs, Hell and Seyffarth [9, Thm. 3.2] proved that $N(\Delta, 2, \mathcal{P}) = \lfloor \frac{3}{2}\Delta \rfloor + 1$ for $\Delta \geq 8$. Fellows *et al.* [6, Cor. 14] subsequently showed that $N(\Delta, k, \mathcal{P}) \leq ck\Delta^{\lfloor k/2 \rfloor}$ for every diameter k . Notice that this does not prove that \mathcal{P}

Date: October 17, 2018.

2000 Mathematics Subject Classification. Primary 05C10; Secondary 05C35.

Key words and phrases. degree–diameter problem, graphs on surfaces, surface, vertex separator.

has small order. Restricting \mathcal{P} to even diameter assures small order, as shown by Tishchenko's upper bound of $(\frac{3}{2} + o(1))(\Delta - 1)^{k/2}$, whenever $\Delta \in \Omega(k)$ [20, Thm. 1.1, Thm. 1.2]. Our first contribution is to prove that $N(\Delta, k, \mathcal{P}) \leq c(\Delta - 1)^{\lfloor k/2 \rfloor}$ for $k \geq 2$ and $\Delta \in \Omega(k)$. That is, we show that the class of planar graphs has small order.

We now turn our attention to the class \mathcal{G}_Σ of graphs embeddable in a surface¹ Σ of Euler genus g . For diameter 2 graphs, Knor and Širáň [11, Thm. 1, Thm. 2] showed that $N(\Delta, 2, \mathcal{G}_\Sigma) = N(\Delta, 2, \mathcal{P}) = \lfloor \frac{3}{2}\Delta \rfloor + 1$, provided $\Delta \in \Omega(g^2)$. Šiagiová and Simanjuntak [17, Thm. 1] proved for all diameters k the upper bound

$$N(\Delta, k, \mathcal{G}_\Sigma) \leq c(g + 1)k(\Delta - 1)^{\lfloor k/2 \rfloor}.$$

The main contribution of this paper, Theorem 1 below, is to show that the class of graphs embedded in a fixed surface Σ has small order.

Theorem 1. *There exists an absolute constant c such that, for every surface Σ of Euler genus g ,*

$$N(\Delta, k, \mathcal{G}_\Sigma) \leq \begin{cases} c(g + 1)(\Delta - 1)^{\lfloor k/2 \rfloor} & \text{if } k \text{ is even and } \Delta \geq c(g^{2/3} + 1)k, \\ c(g^{3/2} + 1)(\Delta - 1)^{\lfloor k/2 \rfloor} & \text{if } k \text{ is odd and } \Delta \geq 2k + 1. \end{cases}$$

We now prove a lower bound on $N(\Delta, k, \mathcal{G}_\Sigma)$ for odd $k \geq 3$ (see [8] for a more complicated construction that gives the same asymptotic lower bound.) Let g be the Euler genus of Σ . It follows from the Map Colour Theorem [14, Thm 4.4.5, Thm. 8.3.1] that K_p embeds in Σ where $p \geq \sqrt{6g + 9}$. Let T be the rooted tree such that the root vertex has degree $\Delta - p + 1$, every non-root non-leaf vertex has degree Δ , and the distance between the root and each leaf equals $(k - 1)/2$. Observe that T has $(\Delta - p + 1)(\Delta - 1)^{(k-3)/2}$ leaf vertices. For each vertex v of K_p take a copy of T and identify the root of T with v . The obtained graph embeds in Σ , has maximum degree Δ , and has diameter k . The number of vertices is at least $p(\Delta - p + 1)(\Delta - 1)^{(k-3)/2}$. It follows that for odd k , for all $\epsilon > 0$ and sufficiently large $\Delta \geq \Delta(g, \epsilon)$,

$$(1) \quad N(\Delta, k, \mathcal{G}_\Sigma) \geq (1 - \epsilon)\sqrt{6g + 9}(\Delta - 1)^{(k-1)/2}.$$

This lower bound is within a $O(g)$ factor of the upper bound in Theorem 1. Moreover, combined with the above upper bound for planar graphs, this result solves an open problem by Miller and Širáň [13, Prob. 13]. They asked whether Knor and Širáň's result could be generalised as follows: is it true that, for each surface Σ and for each diameter $k \geq 2$, there exists $\Delta_0 := \Delta_0(\Sigma, k)$ such that $N(\Delta, k, \mathcal{G}_\Sigma) = N(\Delta, k, \mathcal{P})$ for $\Delta \geq \Delta_0$? We now give a negative answer to this question for odd k . Equation (1) says that $N(\Delta, k, \mathcal{G}_\Sigma)/(\Delta - 1)^{\lfloor k/2 \rfloor} \geq c\sqrt{g} + 1$, while Theorem 1 with

¹A *surface* is a compact (connected) 2-manifold (without boundary). Every surface is homeomorphic to the sphere with h handles or the sphere with c cross-caps [14, Thm 3.1.3]. The sphere with h handles has *Euler genus* $g := 2h$, while the sphere with c cross-caps has *Euler genus* $g := c$. For a surface Σ and a graph G embedded in Σ , the (topologically) connected components of $\Sigma - G$ are called *faces*. A face homeomorphic to the open unit disc is called *2-cell*, and an embedding with only 2-cell faces is called a *2-cell embedding*. Every face in an embedding is bounded by a closed walk called a *facial walk*.

$g = 0$ says that $N(\Delta, k, \mathcal{P})/(\Delta - 1)^{\lfloor k/2 \rfloor} \leq c'$, for absolute constants c and c' . Thus $N(\Delta, k, \mathcal{G}_\Sigma) > N(\Delta, k, \mathcal{P})$ for odd $k \geq 3$ and g greater than some absolute constant.

In the literature all upper bounds for $N(\Delta, k, \mathcal{P})$ or $N(\Delta, k, \mathcal{G}_\Sigma)$ rely on graph separator theorems. Fellows *et al.* [6, Cor. 14] used the graph separator theorem for planar graphs by Lipton and Tarjan [12, Lem. 2], while Tishchenko used an extension of Lipton and Tarjan's theorem proved by himself in [19, Cor. 3.3]. In the same vein, Šiagiová and Simanjuntak [17] made use of Djidjev's separator theorem [4, Lem. 3] for graphs on surfaces. Our proofs rely on a new graph separator theorem, also proved in this paper, which extends Tishchenko's separator theorem to all surfaces, and is of independent interest.

In this paper we follow the notation and terminology of [3]. The remainder of the paper is organised as follows. Section 2 proves a separator theorem for graphs on surfaces. Section 3 is devoted to the proof of Theorem 1. Finally, Section 4 discusses some open problems arising as a result of our work.

2. ℓ -SEPARATORS IN MULTIGRAPHS ON SURFACES

A *triangulation* of a surface Σ is a multigraph (without loops) embedded in Σ such that each face is bounded by exactly 3 edges. Let $\ell \in \mathbb{Z}^+$ and let Σ be a surface of Euler genus g and let G be an n -vertex triangulation of Σ . The aim of this section is to find a “small” subgraph S of G with ℓ faces such that each face of S contains “many” vertices of G .

A well-known result by Lipton and Tarjan [12, Lem. 2] states that if $\ell = 2$ then there exists a subgraph S of order at most $(\ell - 1)(2r + 1)$ in every plane triangulation G such that each face of S contains at least $\frac{n}{2^{\ell-1}} - |S|$ vertices of G . Here r denotes the radius of G . Tishchenko [20, Thm. 1.1, Thm. 1.2] found such a subgraph S in a plane triangulation for every $\ell \geq 2$. Tishchenko [20] called such subgraphs *ℓ -separators* by virtue of its number of faces. Our result extends Tishchenko's result to all surfaces.

A *tree decomposition* of a multigraph G is a pair $(T, \{B_z : z \in V(T)\})$ consisting of a tree T and a collection of sets of vertices in G (called *bags*) indexed by the nodes of T , such that:

- (1) $\bigcup \{B_z : z \in V(T)\} = V(G)$, and
- (2) for every edge vw of G , some bag B_z contains both v and w , and
- (3) for every vertex v of G , the set $\{z \in V(T) : v \in B_z\}$ induces a non-empty (connected) subtree of T .

For a subtree Q of T , let $G[Q]$ be the subgraph of G induced by

$$\bigcup \{B_z : z \in V(Q)\} \setminus \bigcup \{B_z : z \in V(T) \setminus V(Q)\}.$$

Thus a vertex v of G is in $G[Q]$ whenever v is in some bag in Q and is in no bag outside of Q .

Our approach to finding an ℓ -separator in an embedded multigraph is based on the following lemma for finding a separator in a multigraph with a given tree decomposition.

Lemma 2. *Let $\ell \geq 0$ and $b \geq 2$ be integers. Let G be a multigraph with $n \geq (3\ell + 1)b$ vertices. Let $(T, \{B_z : z \in V(T)\})$ be a tree decomposition of G , such that T has maximum degree at most 3, and $|B_z| \leq b$ for each $z \in V(T)$. Then there is a set R of exactly ℓ edges of T such that for each of the $\ell + 1$ components Q of $T - R$,*

$$|G[Q]| \geq \frac{n - \ell b}{2\ell + 1}.$$

Proof. We proceed by induction on $\ell \geq 0$. The base case with $\ell = 0$ and $R = \emptyset$ is trivially true. Now assume that $\ell \geq 1$. Observe that $|E(T)| \geq \ell$ since $n \geq (3\ell + 1)b$ and each bag has size at most b .

Consider an edge xy of T . Let $T(x, y)$ and $T(y, x)$ be the subtrees of T obtained by deleting the edge xy , where $T(x, y)$ contains x and $T(y, x)$ contains y . Let $G(x, y) := G[T(x, y)]$ and $G(y, x) := G[T(y, x)]$. By part (3) of the definition of tree decomposition, each vertex of G is in either $G(x, y)$ or $G(y, x)$ or $B_x \cap B_y$. Orient each edge xy of T by \overrightarrow{xy} if

$$|G(x, y)| < \frac{n - \ell b}{2\ell + 1}.$$

Case 1. Some edge $xy \in E(T)$ is oriented in both directions: Then $|G(x, y)| < \frac{n - \ell b}{2\ell + 1}$ and $|G(y, x)| < \frac{n - \ell b}{2\ell + 1}$. Thus

$$n = |G(x, y)| + |G(y, x)| + |B_x \cap B_y| < 2 \left(\frac{n - \ell b}{2\ell + 1} \right) + b.$$

Hence $n(2\ell + 1) < 2(n - \ell b) + b(2\ell + 1) = 2n + b$ and $n(2\ell - 1) < b$, which is a contradiction.

Now assume that each edge is oriented in at most one direction. A vertex x of T is a *sink* if no edge incident with x is oriented away from x . (Note that some edges incident with a sink might be unoriented.) Let J be the subforest of T obtained as follows: every sink is in J , and if xy is an unoriented edge incident with a sink x , then y and xy are in J . Note that the vertex y is also a sink and so every vertex in J is a sink. Since T is acyclic, $V(J) \neq \emptyset$.

Case 2. $E(J) = \emptyset$: Thus J contains an isolated vertex y . Let x_1, \dots, x_d be the neighbours of y , where $d \leq 3$. Since y is a sink and is isolated in J , each edge $x_i y$ is oriented $\overrightarrow{x_i y}$. Thus $|G(x_i, y)| < \frac{n - \ell b}{2\ell + 1}$. Every vertex not in $\bigcup_i G(x_i, y)$ is in B_y . Thus

$$n \leq b + \sum_i |G(x_i, y)| < b + 3 \left(\frac{n - \ell b}{2\ell + 1} \right).$$

Thus $n(2\ell + 1) < b(2\ell + 1) + 3(n - \ell b) = 3n - \ell b + b$ and $0 \leq n(2\ell - 2) < b(1 - \ell) \leq 0$, which is a contradiction.

Case 3. $E(J) \neq \emptyset$: Let x be a leaf vertex in J . Thus x is a sink and is incident with exactly one unoriented edge xy . Let x_1, \dots, x_d be the other neighbours of x in T , where $d \leq 2$. Thus $x_i x$ is oriented $\overrightarrow{x_i x}$. Let $T' := T(y, x)$ and $G' := G(y, x)$ and $n' := |G'|$. Then $(T', \{B_z \setminus (B_x \cap B_y) : z \in V(T')\})$ is a tree-decomposition of G' . Since $x_i x$ is oriented $\overrightarrow{x_i x}$,

$$n \leq |B_x| + n' + \sum_i |G(x_i, x)| \leq b + n' + 2 \left(\frac{n - \ell b}{2\ell + 1} \right).$$

It follows that

$$n' \geq \frac{(2\ell - 1)n - b}{2\ell + 1} \geq \frac{(2\ell - 1)(3\ell + 1)b - b}{2\ell + 1} = (3(\ell - 1) + 1)b.$$

By induction, there is a set R' of $\ell - 1$ edges of T' such that for each component Q' of $T' - R'$,

$$|G'[Q']| \geq \frac{n' - (\ell - 1)b}{2\ell - 1}.$$

We now prove that $R := R' \cup \{xy\}$ satisfies the lemma. By definition, $|R| = \ell$. Each component of $T - R$ is either $T(x, y)$ or is a component of $T' - R'$. Since xy is unoriented, $|G(x, y)| \geq \frac{n - \ell b}{2\ell + 1}$, as required. For each component Q' of $T' - R'$,

$$|G[Q']| = |G'[Q']| \geq \frac{n' - (\ell - 1)b}{2\ell - 1} \geq \frac{n}{2\ell + 1} - \frac{b}{(2\ell + 1)(2\ell - 1)} - \frac{(\ell - 1)b}{2\ell - 1} = \frac{n - \ell b}{2\ell + 1},$$

as required. Hence R satisfies the lemma. \square

Theorem 3. *Let $\ell \in \mathbb{Z}^+$. Let Σ be a surface with Euler genus g . Let G be a triangulation of Σ with radius r and order $n \geq (3\ell + 1)((3 + 2g)r + 1)$. Then G has a subgraph S with at most $(2r + 1)(g + \ell)$ edges, such that the induced embedding of S in Σ is 2-cell with $\ell + 1$ faces, and each face of S contains at least*

$$\frac{n - \ell(3 + 2g)r - \ell}{2\ell + 1}$$

vertices of G in its interior.

Proof. Let u be a centre of G . Let T be a breadth-first spanning tree of G rooted at u . Thus $\text{dist}_T(u, v) = \text{dist}_G(u, v) \leq r$ for each vertex v of G . Let T_v be the uv -path in T .

Various authors [1, 16, 18] proved that there is a set X of exactly g edges in $G - E(T)$ such that the induced embedding of $T \cup X$ in Σ is 2-cell and has exactly one face. Let $F(G)$ be the set of faces of G . If T^* is the graph with vertex set $F(G)$, where faces f_1 and f_2 of G are adjacent in T^* whenever f_1 and f_2 share an edge in $E(G) \setminus (E(T) \cup X)$, then T^* is a tree with maximum degree at most 3. For each face $f = xyz$ of G , let

$$B_f := V(T_x \cup T_y \cup T_z) \cup \bigcup_{pq \in X} V(T_p \cup T_q).$$

Dujmović et al. [5, Thm. 7] proved that $(T^*, \{B_f : f \in V(T^*)\})$ is a tree decomposition of G . Clearly, T^* has maximum degree at most 3, and $|B_f| \leq (3 + 2g)r + 1$ for each $f \in V(T^*)$ (since each T_v has at most $r + 1$ vertices, one of which is u).

By Lemma 2 with $b = (3 + 2g)r + 1$, there is a set R of ℓ edges of T^* such that $|G[Q]| \geq \frac{n - \ell(3 + 2g)r - \ell}{2\ell + 1}$ for each of the $\ell + 1$ components Q of $T^* - R$. Let L be the set of edges vw of G , such that for some edge $f_1 f_2$ of T^* in R , we have that vw is the common edge on the faces f_1 and f_2 in $E(G) \setminus (E(T) \cup X)$. Thus $|L| = |R| = \ell$.

For each edge vw of $G - E(T)$, let $Y_{vw} := T_v \cup T_w \cup \{vw\}$. Note that Y_{vw} has at most $2r + 1$ edges. Let $S := \bigcup \{Y_{vw} : vw \in X \cup L\}$. Thus S has at most $(2r + 1)(g + \ell)$ edges. Starting from the 2-cell embedding of $T \cup X$ with one face, the addition of each edge in L splits one face into two, giving $\ell + 1$ faces in total. Thus S , which is

obtained from $T \cup X \cup L$ by deleting pendant subtrees, also has $\ell + 1$ faces, and is 2-cell embedded.

The faces of S are in 1–1 correspondence with the components of $T^* - R$. Let Φ be the face of S corresponding to some component Q of $T^* - R$. Let v be one of the at least $\frac{n - \ell(3+2g)r - \ell}{2\ell+1}$ vertices in $G[Q]$. If v is not strictly in the interior of Φ , then $v \in B_f$, where f is a face of G that is outside of Φ and incident with v , contradicting that v is in $G[Q]$. Hence each face of S contains at least $\frac{n - \ell(3+2g)r - \ell}{2\ell+1}$ vertices in its interior. \square

The case of planar graphs is worth particular mention, and is similar to a result by Tishchenko [19, Cor. 33].

Corollary 4. *Let $\ell \in \mathbb{Z}^+$. Let G be a triangulation of the sphere with radius r and order $n \geq (3\ell + 1)(3r + 1)$. Then G has a subgraph S with at most $\ell(2r + 1)$ edges, such that the induced embedding of S is 2-cell with $\ell + 1$ faces, and each face of S contains at least*

$$\frac{n - (3r + 1)\ell}{2\ell + 1}$$

vertices of G in its interior.

3. PROOF OF THEOREM 1

We start the section with a well-known lemma.

Lemma 5 (Euler's formula, [14, pp. 95]). *Let G be a multigraph which is embedded in a surface Σ of Euler genus g . Then*

$$|V(G)| - |E(G)| + |F(G)| \geq 2 - g,$$

where $V(G)$, $E(G)$, and $F(G)$ denote the set of vertices, edges, and faces of G , respectively. Equality is achieved when the multigraph embeds 2-cellularly in Σ .

Let S be a connected multigraph with minimum degree at least 2 and maximum degree at least 3 which is embedded in a surface Σ . We define a multigraph H from S as follows: if there is an edge e with a degree-2 endvertex then contract e , and repeat until the minimum degree is at least 3. The multigraph so constructed is called the *simplified configuration* of S [20]. During the edge contraction we do not allow a facial walk to vanish; that is, a facial walk can become a loop but not a point. Note that any two sequences of edge contractions result in isomorphic multigraphs and that H could also be defined as the minimal multigraph such that S is a subdivision of H . We call a vertex of S or H a *branch vertex* if it has degree at least three in S or H , respectively; every vertex in H is a branch vertex. Also, H may have faces of length 1 (the loops) and faces of length 2, and it is connected. See Fig. 1 for an example.

Our Theorem 1 follows from the following technical result.

Theorem 6. *Let G be a graph embeddable in a surface with Euler genus at most g , maximum degree $\Delta \geq 3$, and diameter $k \geq 2$. Then*

$$|V(G)| < (2\ell + 1)c(\Delta - 1)^{\lfloor k/2 \rfloor} + (2\ell + 1)(2k + 1)(g + \ell)M + \ell(3 + 2g)k + \ell,$$

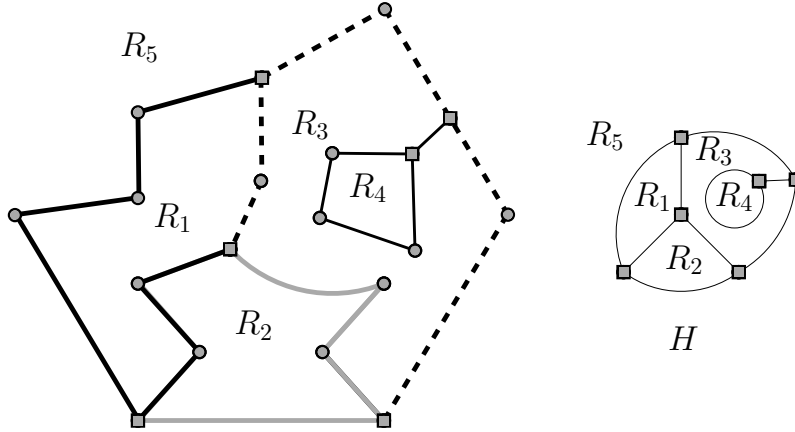


FIGURE 1. (a) A 5-separator in the plane. (b) The associated simplified configuration H . Branch vertices are represented by a square.

where $M = M(\Delta, \lfloor k/2 \rfloor - 1)$ denotes the corresponding Moore bound and

$$(\ell, c) := \begin{cases} (\lceil g^{2/3} + g^{1/2} \rceil + 6, 2g^{1/3} + 6) & \text{if } k \text{ is even} \\ (\lceil \sqrt{42g} \rceil + 33, 2\ell + 2g - 1) & \text{if } k \text{ is odd.} \end{cases}$$

Note that the assumed lower bounds on Δ in Theorem 1 ensure that the secondary term $(2\ell + 1)(2k + 1)(g + \ell)M + \ell(3 + 2g)k + \ell$ in the upper bound on $N(\Delta, k, \mathcal{G}_\Sigma)$ in Theorem 6 is not dominant.

Proof of Theorem 6. By [14, Prop. 3.4.1, Prop. 3.4.2], we may assume that G is 2-cell embedded in a surface Σ of Euler genus g . Suppose for the sake of contradiction that

$$(2) \quad |V(G)| \geq (2\ell + 1)c(\Delta - 1)^{\lfloor k/2 \rfloor} + (2\ell + 1)(2k + 1)(g + \ell)M + \ell(3 + 2g)k + \ell.$$

It follows that $|V(G)| \geq (3\ell + 1)((3 + 2g)k + 1)$. Thus, we may apply Theorem 3 to a triangulation G' of G . Note that G' may be a multigraph. Let S be a subgraph of G' satisfying Theorem 3. Thus $|E(S)| \leq (2k + 1)(g + \ell)$, and the induced embedding of S in Σ has exactly $\ell + 1$ faces $R_1, \dots, R_{\ell+1}$ such that

$$(3) \quad |V(G) \cap R_i| \geq \frac{|V(G)|}{2\ell + 1} - \frac{\ell(3 + 2g)k + \ell}{2\ell + 1}, \text{ for } i \in [1, \ell + 1].$$

For each face R_i of S , let $\partial(R_i)$ be the subgraph of S consisting of the vertices and edges embedded in the boundary of R_i . A vertex in $V(G) \cap R_i$ is *deep* if it is at distance at least $\lfloor k/2 \rfloor$ in G from $\partial(R_i)$.

The rest of the proof proceeds as follows. We first give a lower bound of $c(\Delta - 1)^{\lfloor k/2 \rfloor}$ for the number of deep vertices D_i in each face R_i of S . This implies that for every pair of distinct faces R_i and R_j of S either $\partial(R_i)$ and $\partial(R_j)$ intersect or there exists an edge of G with an endvertex in $\partial(R_i)$ and another endvertex on $\partial(R_j)$. Then we show that the embedding of G restricts the number of pairs of faces of S whose boundaries share an edge; these are our good pairs of faces. We bound the number of good pairs by a function linear in ℓ . It follows that the number of pairs

of faces of S whose boundaries do not share an edge is quadratic in ℓ ; these are our bad pairs of faces.

If the diameter is even the set I_{ij} of vertices in $\partial(R_i) \cap \partial(R_j)$ is nonempty for each bad pair of regions R_i and R_j . Furthermore, for any pair of deep vertices $x \in D_i$ and $y \in D_j$ every xy -path of length at most k includes some vertex in I_{ij} . This allows us to provide an upper bound for the number of deep vertices in certain regions R_i and R_{j^*} . For our selection of ℓ and c this upper bound turns out to be smaller than the aforementioned lower bound of $2c(\Delta - 1)^{\lfloor k/2 \rfloor}$ for $|D_i| + |D_{j^*}|$, giving the desired contradiction. In the case of odd diameter some xy -paths between deep vertices $x \in D_i$ and $y \in D_j$ may avoid I_{ij} , forcing the existence of edges between the boundaries of the bad pair of faces; these are our jump edges. The proof ends when we show that the necessary quadratic (in ℓ) number of jump edges is inconsistent with a surface embedding.

In the following we detail these ideas formally.

Let $V_i := V(G) \cap R_i$ and let D_i be the set of deep vertices in R_i . Since $\partial(R_i)$ has at most $(2k+1)(g+\ell)$ vertices and since the number of vertices at distance at most $\lfloor k/2 \rfloor - 1$ from a given vertex is at most $M(\Delta, \lfloor k/2 \rfloor - 1)$,

$$|V_i| \leq (2k+1)(g+\ell)M + |D_i|.$$

By (2) and (3),

$$|V_i| \geq c(\Delta - 1)^{\lfloor k/2 \rfloor} + (2k+1)(g+\ell)M + \frac{\ell(3+2g)k + \ell}{2\ell + 1} - \frac{\ell(3+2g)k + \ell}{2\ell + 1}.$$

Thus, $c(\Delta - 1)^{\lfloor k/2 \rfloor} + (2k+1)(g+\ell)M \leq (2k+1)(g+\ell)M + |D_i|$, implying

$$(4) \quad |D_i| \geq c(\Delta - 1)^{\lfloor k/2 \rfloor}.$$

Let H be the simplified configuration of S . Since S is a connected multigraph with at least 3 faces, S has minimum degree at least 2 and maximum degree at least 3. The multigraph H has minimum degree at least 3 and $\ell + 1$ faces, and it may include faces of length 1 or 2. It is connected and embeds 2-cellularly in Σ . We use the multigraph H to count the branch vertices of S . Since $3|V(H)| \leq 2|E(H)|$, Lemma 5 gives

$$(5) \quad |V(H)| \leq 2\ell + 2g - 2 \text{ and } |E(H)| \leq 3\ell + 3g - 3.$$

Distinct faces R_i and R_j of S are a *good* pair if their boundaries share an edge in S ; otherwise they are a *bad* pair.

Since the number of good pairs of faces of S is at most $|E(H)|$, the number of bad pairs of faces of S is at least

$$(6) \quad \binom{\ell + 1}{2} - (3\ell + 3g - 3).$$

Let R_i and R_j ($i \neq j$) be a bad pair of faces of S . Let I_{ij} be the set of vertices in $\partial(R_i) \cap \partial(R_j)$.

We first prove the theorem for even k . Note that $I_{ij} \neq \emptyset$ for each bad pair of regions, since D_i and D_j are nonempty. For each i , let ℓ_i be the number of bad pairs in which R_i is involved. Choose i so that ℓ_i is maximum, then $\ell_i \geq 2 \frac{\binom{\ell+1}{2} - (3\ell+3g-3)}{\ell+1} =$

$\frac{\ell^2 - 5\ell - 6g + 6}{\ell + 1} \geq 1$, since $\ell = \lceil g^{2/3} + g^{1/2} \rceil + 6$. For simplicity of notation, assume the faces R_1, \dots, R_{ℓ_i} are involved in those pairs, and $i \notin \{1, \dots, \ell_i\}$.

Let Λ be the multigraph formed from $\cup_{j=1}^{\ell_i} \partial(R_j) \cup \partial(R_i)$ by contracting each edge not incident to two vertices of $\cup_{j=1}^{\ell_i} I_{ij}$; see Fig. 2. Thus Λ has vertex set $\cup_{j=1}^{\ell_i} I_{ij}$ and edge set formed by the edges left after the contractions.

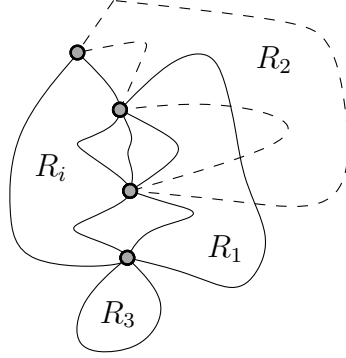


FIGURE 2. A possible configuration for the multigraph Λ .

Since $|F(\Lambda)| \leq |F(S)| = \ell + 1$ and since every vertex of Λ has degree at least 4, Lemma 5 gives

$$(7) \quad |V(\Lambda)| = |\cup_{j=1}^{\ell_i} I_{ij}| \leq \ell + g - 1 \quad \text{and} \quad |E(\Lambda)| \leq 2(\ell + g - 1).$$

Each face R_j ($j \in \{1, \dots, \ell_i\}$) of Λ has $|I_{ij}|$ vertices, and thus has $|I_{ij}|$ edges. Each such edge is in at most two such faces. Furthermore, the face R_i of Λ has $|V(\Lambda)|$ edges and shares no edge with a face R_j ($j \in \{1, \dots, \ell_i\}$). Thus

$$(8) \quad 2|E(\Lambda)| \geq 2|V(\Lambda)| + \sum_{j=1}^{\ell_i} |I_{ij}| \geq 2|V(\Lambda)| + \ell_i |I_{ij*}|,$$

where I_{ij*} is a set I_{ij} of minimum size.

Combining (7) and (8),

$$\begin{aligned} |I_{ij*}| &\leq \frac{4(\ell + g - 1) - 2|V(\Lambda)|}{\ell_i} \leq \frac{4(\ell + g - 1)}{\ell_i} - \frac{2|I_{ij*}|}{\ell_i} \quad (\text{since } |V(\Lambda)| \geq |I_{ij*}|), \\ |I_{ij*}| \left(1 + \frac{2}{\ell_i}\right) &\leq \frac{4(\ell + g - 1)}{\ell_i}, \\ |I_{ij*}| &\leq \frac{4(\ell + g - 1)}{\ell_i + 2} \leq \frac{4(\ell + g - 1)(\ell + 1)}{\ell^2 - 3\ell - 6g + 8} \quad (\text{since } \ell_i \geq \frac{\ell^2 - 5\ell - 6g + 6}{\ell + 1}). \end{aligned}$$

For $x \in D_i$ and $y \in D_{j*}$ every xy -path of length k includes some vertex in I_{ij*} . Thus every vertex in $D_i \cup D_{j*}$ is at distance $k/2$ from I_{ij*} . Since the number of vertices at distance t from a fixed vertex is at most $(\Delta - 1)^t$, by (4),

$$2c(\Delta - 1)^{k/2} \leq |D_i| + |D_{j*}| \leq |I_{ij*}|(\Delta - 1)^{k/2} \leq \frac{4(\ell + g - 1)(\ell + 1)}{\ell^2 - 3\ell - 6g + 8}(\Delta - 1)^{k/2},$$

which is a contradiction for $\ell = \lceil g^{2/3} + g^{1/2} \rceil + 6$ and $c = 2g^{1/3} + 6$.

Now assume that k is odd. Consider any two faces R_i and R_j of S , then an edge xy in G with $x \in \partial(R_i) - \partial(R_j)$ and $y \in \partial(R_j) - \partial(R_i)$ is called a *jump edge between* R_i and R_j . We say that two jump edges are *equivalent* if they connect the same set of pairs of faces.

Case 1: There is no jump edge between some bad pair of faces R_i and R_j .

We follow the reasoning of the even case. Let Λ be the multigraph formed from $\partial R_i \cup \partial R_j$ by contracting each edge not incident to two vertices of I_{ij} . Thus Λ has vertex set I_{ij} and edge set formed by the edges left after the contractions. Since $D_i \neq \emptyset$ and $D_j \neq \emptyset$ and since there is no jump edge between R_i and R_j , we must have $I_{ij} \neq \emptyset$. It follows that $|F(\Lambda)| \leq |F(S)| = \ell + 1$ and that the minimum degree of Λ is at least 4. Thus, by Lemma 5, $|V(\Lambda)| \leq \ell + g - 1$.

For $x \in D_i$ and $y \in D_j$, since $\text{dist}(x, \partial(R_i)) \geq \lfloor k/2 \rfloor$ and $\text{dist}(y, \partial(R_j)) \geq \lfloor k/2 \rfloor$ and because there is no jump edge between R_i and R_j , every xy -path of length at most k includes some vertex in I_{ij} . If $\text{dist}(x, I_{ij}) \geq \lfloor k/2 \rfloor + 1$ and $\text{dist}(y, I_{ij}) \geq \lfloor k/2 \rfloor + 1$ for some $x \in D_i$ and $y \in D_j$, then $\text{dist}(x, y) \geq k + 1$. Thus, without loss of generality, every vertex in D_i is at distance exactly $\lfloor k/2 \rfloor$ from I_{ij} . By (4),

$$c(\Delta - 1)^{\lfloor k/2 \rfloor} \leq |D_i| \leq |I_{ij}|(\Delta - 1)^{\lfloor k/2 \rfloor} \leq (\ell + g - 1)(\Delta - 1)^{\lfloor k/2 \rfloor},$$

which is a contradiction since $c = 2\ell + 2g - 1$.

Case 2: Now assume that between every bad pair of faces there is a jump edge.

A jump edge xy is *normal* if neither x nor y is a branch vertex in S , otherwise it is *special*. Observe that a normal jump edge connects exactly one pair of regions. (This is not true for special jump edges.)

Let X be the multigraph consisting of S plus the jump edges. The multigraph X is connected and may have more than $\ell + 1$ faces. Now define a multigraph Y obtained from X by contracting an edge whenever it is not a jump edge and no endvertex is a branch vertex of S . During the edge contraction we do not allow the facial walk of a face to vanish; that is, a facial walk may become a loop but not a point. See Fig. 3. Also, a set of jump edges running (in “parallel”) between the same set of pairs of regions are replaced by a single edge.

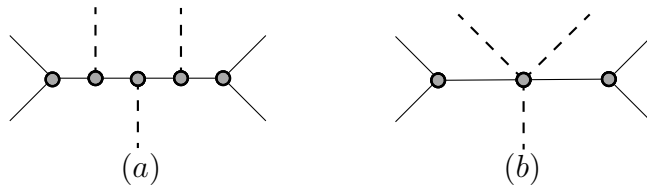


FIGURE 3. Contraction of edges which are ends of jump edges. (a) various jump edge ends (in dashed lines). (b) The resulting edges in Y .

Observe that Y can be obtained from a subdivision of H by adding the jump edges, where each edge of H is subdivided at most once. Thus

$$|V(Y)| \leq |E(H)| + |V(H)| \leq 5\ell + 5g - 5.$$

The multigraph Y may have faces of length 1 or 2, and it is connected and of minimum degree at least 3.

Denote by $F_1(Y)$ and $F_2(Y)$ the set of faces of Y of length 1 or 2, respectively. Then $|F_1(Y)| + |F_2(Y)| \leq \ell + 1$; this is the case because Y has no multiple jump edges, and therefore, faces of length 1 and 2 can only arise from the initial faces of H . The handshaking lemma for faces gives $3(|F(Y)| - |F_1(Y)| - |F_2(Y)|) + |F_1(Y)| + 2|F_2(Y)| \leq 2|E(Y)|$. Thus,

$$|F(Y)| \leq \frac{2}{3}|E(Y)| + \frac{1}{3}(2|F_1(Y)| + |F_2(Y)|) \leq \frac{2}{3}|E(Y)| + \frac{2}{3}(\ell + 1).$$

Consequently, Lemma 5 gives that

$$|E(Y)| \leq 3|V(Y)| + 2\ell - 4 + 3g \leq 17\ell + 18g - 19.$$

The number of bad pairs of faces of S that are connected by normal jump edges equals the number of normal jump edges, and hence, is at most $|E(Y)|$. Since the number of bad pairs of faces of S is at least $\binom{\ell+1}{2} - (3\ell + 3g - 3)$ and since $\ell = \lceil \sqrt{42g} \rceil + 33$, the number of bad pairs of faces of S that are not joined by a normal jump edge is at least

$$(9) \quad \binom{\ell+1}{2} - (3\ell + 3g - 3) - (17\ell + 18g - 19) \geq 1.$$

Hence, there is at least one bad pair of faces R_i and R_j of S that is not joined by a normal jump edge.

Recall the number of branch vertices in S equals the number of vertices of H , which is at most $2\ell + 2g - 2$. Thus, the number of deep vertices in each of D_i and D_j at distance $\lfloor k/2 \rfloor$ from a branch vertex in $\partial(R_i) \cup \partial(R_j)$ is at most

$$(2\ell + 2g - 2)(\Delta - 1)^{\lfloor k/2 \rfloor}.$$

By Equation (4), $|D_i| \geq c(\Delta - 1)^{\lfloor k/2 \rfloor}$ and $|D_j| \geq c(\Delta - 1)^{\lfloor k/2 \rfloor}$. Since $c > 2\ell + 2g - 2$ there are vertices β_i and β_j in D_i and D_j respectively at distance at least $\lfloor k/2 \rfloor + 1$ from each branch vertex of H . Thus a shortest path of length k between β_i and β_j must use a normal jump edge between R_i and R_j . This is a contradiction and completes the proof of the theorem. \square

4. CONCLUDING REMARKS

We believe the asymptotic value of $N(\Delta, k, \mathcal{G}_\Sigma)$ is closer to the lower bound in Equation 1 than to the upper bound in Theorem 1.

Conjecture 7. *There exist a constant c and a function $\Delta_0 := \Delta_0(g, k)$ such that, for $\Delta \geq \Delta_0$,*

$$N(\Delta, k, \mathcal{G}_\Sigma) \leq \begin{cases} c(\Delta - 1)^{\lfloor k/2 \rfloor} & \text{if } k \text{ is even} \\ c(\sqrt{g} + 1)(\Delta - 1)^{\lfloor k/2 \rfloor} & \text{if } k \text{ is odd.} \end{cases}$$

A generalisation to the class \mathcal{G}_H of H -minor-free graphs, with H a fixed graph, was studied in [15]. The current best upper bound of

$$N(\Delta, k, \mathcal{G}_H) \leq 4k(c|H|\sqrt{\log |H|})^k \Delta^{\lfloor k/2 \rfloor}$$

was given in [15, Sec. 4]. Note that if H is planar, then \mathcal{G}_H has bounded treewidth, and thus has small order [15, Thm. 12].

ACKNOWLEDGMENTS

We would like to thank Roi Krakovski for discussions that led to improvements in the paper presentation.

Research of Nevo was partially supported by the Marie Curie grant IRG-270923 and the ISF grant 805/11. Research of Pineda-Villavicencio was supported by a postdoctoral fellowship funded by the Skirball Foundation via the Center for Advanced Studies in Mathematics at Ben-Gurion University of the Negev, and by an ISF grant. Research of Wood is supported by the Australian Research Council.

REFERENCES

- [1] N. Biggs, *Spanning trees of dual graphs*, Journal of Combinatorial Theory Series B **11** (1971), 127–131. MR 0284369 (44 #1597)
- [2] N. G. de Bruijn, *A Combinatorial Problem*, Koninklijke Nederlandse Akademie v. Wetenschappen, Proc. Ser A **49** (1946), 758–764.
- [3] R. Diestel, *Graph Theory*, 4th. ed., Graduate Texts in Mathematics, vol. 173, Springer-Verlag, Berlin, 2010.
- [4] H. Djidjev, *A separator theorem for graphs of fixed genus*, Serdica Bulgaricae Mathematicae Publicationes **11** (1985), 319–329.
- [5] V. Dujmović, P. Morin, and D. Wood, *Layered separators in minor-closed families with applications*, <http://arxiv.org/abs/1306.1595>, 2013.
- [6] M. Fellows, P. Hell, and K. Seyffarth, *Large planar graphs with given diameter and maximum degree*, Discrete Applied Mathematics **61** (1995), 133–153.
- [7] M. Fellows, P. Hell, and K. Seyffarth, *Constructions of large planar networks with given degree and diameter*, Networks **32** (1998), 275–281.
- [8] R. Fera-Purón and G. Pineda-Villavicencio, *Constructions of large graphs on surfaces*, Graphs and Combinatorics (2013), doi:10.1007/s00373-013-1323-y.
- [9] P. Hell and K. Seyffarth, *Largest planar graphs of diameter two and fixed maximum degree*, Discrete Mathematics **111** (1993), no. 1-3, 313–332.
- [10] C. Jordan, *Sur les assemblages de lignes*, Journal für die reine und angewandte Mathematik **70** (1869), 185–190.
- [11] M. Knor and J. Širáň, *Extremal graphs of diameter two and given maximum degree, embeddable in a fixed surface*, Journal of Graph Theory **24** (1997), 1–8.
- [12] R. Lipton and R. E. Tarjan, *A separator theorem for planar graphs*, SIAM Journal on Applied Mathematics **36** (1979), no. 2, 177–189.
- [13] M. Miller and J. Širáň, *Moore graphs and beyond: A survey of the degree/diameter problem*, The Electronic Journal of Combinatorics **DS14** (2013).
- [14] B. Mohar and C. Thomassen, *Graphs on surfaces*, Johns Hopkins University Press, Baltimore, MD, 2001.
- [15] G. Pineda-Villavicencio and D. R. Wood, *The degree–diameter problem for sparse graph classes*, preprint, 2013, <http://arxiv.org/abs/1307.4456>.
- [16] B. Richter and H. Shank, *The cycle space of an embedded graph*, Journal of Graph Theory **8** (1984), no. 3, 365–369.
- [17] J. Šiagiová and R. Šimanjuntak, *A note on a Moore bound for graphs embedded in surfaces*, Acta Mathematica Universitatis Comenianae. New Series **73** (2004), 115–117.
- [18] M. Škoviera, *Spanning subgraphs of embedded graphs*, Czechoslovak Mathematical Journal **42(117)** (1992), no. 2, 235–239. MR 1179495 (94a:05064)

- [19] S. A. Tishchenko, *N-separators in planar graphs*, European Journal of Combinatorics **33** (2012), no. 3, 397–407.
- [20] S. A. Tishchenko, *Maximum size of a planar graph with given degree and even diameter*, European Journal of Combinatorics **33** (2012), no. 3, 380–396.

DEPARTMENT OF MATHEMATICS, BEN-GURION UNIVERSITY OF THE NEGEV, ISRAEL.
E-mail address: `nevoe@cs.bgu.ac.il`

CENTRE FOR INFORMATICS AND APPLIED OPTIMISATION, FEDERATION UNIVERSITY AUSTRALIA, AUSTRALIA, AND DEPARTMENT OF MATHEMATICS, BEN-GURION UNIVERSITY OF THE NEGEV, ISRAEL.

E-mail address: `work@guillermo.com.au`

SCHOOL OF MATHEMATICAL SCIENCES, MONASH UNIVERSITY, AUSTRALIA.
E-mail address: `david.wood@monash.edu`