

PARAMAGNETIC ALIGNMENT OF SMALL GRAINS: A NOVEL METHOD FOR MEASURING INTERSTELLAR MAGNETIC FIELDS

THIEM HOANG^{1,2}, A. LAZARIAN³, AND P. G. MARTIN¹

¹ Canadian Institute for Theoretical Astrophysics, University of Toronto, 60 St. George Street, Toronto, ON M5S 3H8, Canada

²Institut für Theoretische Physik, Lehrstuhl IV: Weltraum- und Astrophysik, Ruhr-Universität Bochum, 44780 Bochum, Germany

³Department of Astronomy, University of Wisconsin, Madison, WI 53706, USA

Draft version June 30, 2018

ABSTRACT

We present a novel method to measure the strength of interstellar magnetic fields based on ultraviolet (UV) polarization of starlight, which is in part produced by weakly aligned, small interstellar grains. We begin with calculating degrees of alignment of small (size $a \sim 0.01 \mu\text{m}$) and very small ($a \sim 0.001 \mu\text{m}$) grains in the interstellar magnetic field due to the Davis-Greenstein paramagnetic relaxation and resonance paramagnetic relaxation. We compute the degrees of paramagnetic alignment with the ambient magnetic field B using Langevin equations. In this paper, we take into account various processes essential for the dynamics of small grains, including infrared (IR) emission, electric dipole emission, plasma drag and collisions with neutral and ionized species. We find that the alignment of small grains is necessary to reproduce the observed polarization in the UV, although the polarization arising from these small grains is negligible at the optical and IR wavelengths. Based on fitting theoretical models to observed extinction and polarization curves, we find that the best-fit model requires a higher degree of alignment of small grains for the case with the peak wavelength of polarization $\lambda_{\text{max}} < 0.55 \mu\text{m}$, which exhibits an excess UV polarization relative to the Serkowski law, compared to the typical case $\lambda_{\text{max}} = 0.55 \mu\text{m}$. We interpret the correlation between the systematic increase of the UV polarization relative to maximum polarization (i.e. of $p(6 \mu\text{m}^{-1})/p_{\text{max}}$) with $\lambda_{\text{max}}^{-1}$ by appealing to the higher degree of alignment of small grains. We identify paramagnetic relaxation as the cause of the alignment of small grains and utilize the dependence of the degree of alignment on the magnetic field strength B to suggest a new way to measure B using the observable parameters λ_{max} and $p(6 \mu\text{m}^{-1})/p_{\text{max}}$. Applying our new technique to the available observational data, we estimate the upper limit of interstellar magnetic field $B \sim 10 - 15 \mu\text{G}$ for the typical sightline ($\lambda_{\text{max}} = 0.55 \mu\text{m}$), which is consistent with the strength obtained from other available techniques. For the sightlines with lower λ_{max} , the magnetic field strengths tend to be higher, assuming that the interstellar radiation field is similar along these sightlines.

Subject headings: dust, extinction–ISM: magnetic fields–polarization

1. INTRODUCTION

The polarization of starlight discovered more than a half century ago (Hall 1949; Hiltner 1949) revealed that interstellar dust grains must be nonspherical and aligned with respect to interstellar magnetic field. Since then, a number of alignment mechanisms have been proposed to explain why dust grains become aligned in the magnetic field, which include paramagnetic relaxation, mechanical torques, and radiative torques (see Lazarian 2007 for a review).

In the present study we revisit the consequences of paramagnetic alignment, which was one of the first alignment mechanisms proposed to explain the polarization of starlight by Davis & Greenstein (1951). The mechanism relies on paramagnetic relaxation within rotating grains to align them with the magnetic field. Quantitative studies for the paramagnetic alignment mechanism (hereafter Davis-Greenstein (D-G) mechanism) were only conducted about two decades later. For instance, Jones & Spitzer (1967) quantified the efficiency of the D-G mechanism using Fokker-Planck (FP) equations, while Purcell (1969) and Purcell & Spitzer (1971) dealt with the problem by means of the Monte Carlo method. Their works showed that the D-G mechanism is inefficient for aligning grains in the typical interstellar mag-

netic field. Later, Purcell (1979) suggested that the joint action of pinwheel torques and paramagnetic relaxation would result in efficient alignment of suprathermally rotating grains (see also Spitzer & McGlynn 1979).¹

Lazarian (1997) investigated analytically the D-G alignment for thermally rotating grains (grains not subject to pinwheel torques) while accounting for the Barnett relaxation effect (Barnett 1915a) and internal thermal fluctuations (Lazarian 1994; Lazarian & Roberge 1997). Roberge & Lazarian (1999) (hereafter RL99) quantified the efficiency of the D-G mechanism for thermally rotating grains by numerically solving Langevin equations that describe the temporal evolution of grain angular momentum. These studies assumed a constant magnetic susceptibility $K(\omega)$ and considered the rotational damping and excitation of grains by gas atom bombardment. Also, the studies were performed for the $\sim 0.1 \mu\text{m}$ interstellar grains that rotate slowly ($\omega < 10^5 \text{s}^{-1}$) not subject to spin-up systematic torques. The authors concluded that the D-G mechanism was inefficient to account for the dust polarization observed in molecular clouds, where the temperatures of dust and

¹ The improved theory of paramagnetic alignment of suprathermally rotating grains is presented in Lazarian & Draine (1997).

gas are expected to be comparable.

The first attempt to infer grain alignment from observations was performed by Kim & Martin (1995). The authors employed maximum entropy method to fit theoretical polarization curves to observational data and found that interstellar silicate grains of size $a \geq 0.05 \mu\text{m}$ (hereafter *typical* interstellar grains) are efficiently aligned while smaller grains are very weakly aligned. They found that there exists some residual alignment for $0.01 \mu\text{m} - 0.05 \mu\text{m}$ grains (hereafter *small* grains, see also Martin 2007). Recently, in the interest of polarized submillimeter emission motivated by the *Planck* mission, Draine & Fraisse (2009) derived the alignment function for interstellar grains by fitting simultaneously to the observed extinction and polarization curves for the typical diffuse ISM with $R_V = 3.1$ and the peak wavelength (wavelength at maximum polarization) $\lambda_{\text{max}} = 0.55 \mu\text{m}$. They came to the same conclusion as Kim & Martin (1995) that the typical interstellar grains are efficiently aligned. In addition, they found that the degree of alignment of small grains is $f \sim 0.01$ for the model with only silicate grains aligned. Due to its minor contribution to the polarization of starlight and to submillimeter/IR polarized emission, the problem of alignment of small grains was mostly forgotten. Through this study we argue that an in-depth understanding on the alignment of small grains can provide us new insight into the ISM.

Clayton et al. (1992) and Clayton et al. (1995) reported an excess polarization in the UV from the Serkowski law (Serkowski et al. 1975) extrapolation for a number of stars with $\lambda_{\text{max}} \leq 0.53 \mu\text{m}$. It is worth noting that the optical and IR polarization is mostly produced by typical interstellar grains aligned. The fact that the Serkowski law could fit well to the observational data from the optical to IR wavelength but failed for the UV (Clayton et al. 1995) reveals that the excess UV polarization should originate from some aligned grains that do not contribute to the optical and IR polarization. This could be a potential evidence for the alignment of small grains.

Clayton et al. (1995) found a tight correlation between the excess UV polarization, characterized by $p(6 \mu\text{m}^{-1})/p_{\text{max}}$, and $\lambda_{\text{max}}^{-1}$ for a number of stars. In particular, they showed no difference in the UV extinction for these stars, indicating that the properties of dust along these sightlines are not distinct from the general ISM. Using updated observational data, Martin et al. (1999) have confirmed the correlation between $p(6 \mu\text{m}^{-1})/p_{\text{max}}$ and $\lambda_{\text{max}}^{-1}$ and showed that the UV polarization can be described by a modified-Serkowski relation. A systematic change in the size distribution of aligned grains was suggested as a potential cause of the relationship (see Martin et al. 1999). Lazarian (2003) and Lazarian (2007) discussed the paramagnetic alignment of small grains and pointed out that it can provide upper limits on the interstellar magnetic field as strong magnetic fields in the diffuse ISM can overproduce the polarization from small grains distorting Serkowski relations. Lazarian (2007) argued that the paramagnetic alignment of small grains can be used for magnetic field studies. *In the absence of quantitative studies, however, the issue of the mechanisms responsible for the alignment of small grains remains open.*

Modern understanding on grain alignment has established a leading alignment mechanism based on radiative torques (RATs) induced by anisotropic radiation acting on realistic irregular grains. The mechanism was proposed by Dolginov & Mitrofanov (1976) and numerically studied by Draine & Weingartner (1996) and Draine & Weingartner (1997). The analytical model of RAT alignment was introduced in Lazarian & Hoang (2007). This model explained many puzzling features of the RAT alignment and provided the basis for quantitative predictions of the RAT alignment efficiencies. The theory was further elaborated in Hoang & Lazarian (2008) and Hoang & Lazarian (2009a), which improves its predictive abilities. Observational evidence for the RAT alignment was reported by a number of papers (Andersson & Potter 2007; Whittet et al. 2008; Andersson et al. 2011).

While the RAT alignment proves to be a robust alignment mechanism for large grains in various environment conditions, it appears to be inefficient for small grains due to the RAT magnitude decreasing with the decreasing grain size as $(\lambda/a)^{-\alpha}$ with $\alpha = 3 - 4$ for $a \ll \lambda$ (Lazarian & Hoang 2007). The spin-up mechanisms proposed by Purcell (1979) are also inefficient because the fast flipping of small grains tends to cancel out systematic torques fixed in the grain body (Lazarian & Draine 1999b; Hoang & Lazarian 2009b). Therefore, a promising mechanism responsible for the weak alignment of small grains is the paramagnetic relaxation. As the degree of alignment by the paramagnetic mechanism depends strongly on the magnetic field strength, the grain alignment of small grains can open a new way to measure the ISM magnetic field based on the UV polarization. While the idea of using the UV polarization to measure magnetic fields was mentioned in Lazarian (2007), no detailed study of the process has been carried out yet. *Quantitative study of paramagnetic alignment of small grains is the main goal of the present study.*

We should mention that special attention was paid to the alignment of very small ($a \sim 3 - 100 \text{\AA}$) grains after the discovery of anomalous microwave emission (AME) (Kogut et al. 1996; Leitch et al. 1997). Electric dipole emission from very small, rapidly spinning grains (hereafter VSGs and polycyclic aromatic hydrocarbon (PAHs) are used interchangeably) is attributed to be the source of the AME (Draine & Lazarian 1998). Recently, Hoang et al. (2010) and Hoang et al. (2011) (hereafter HDL10 and HLD11)) have improved the original model of spinning dust emission by considering the emission from wobbling irregular grains subject to transient spin-up by single ion collisions, and the distribution of grain angular momentum is calculated exactly by solving Langevin equations.

The polarization of spinning dust emission is of great interest to the Planck mission and other CMB B-mode polarization programs because the weak B-mode CMB signal requires very careful treatment of polarized Galactic foreground emissions. However, the question how ultrasmall grains are aligned and whether the spinning dust emission is polarized remains unclear.

A problem with the classical treatment of paramagnetic relaxation, namely, its decrease of efficiency for rapidly rotating small grains, was addressed in

Lazarian & Draine (2000) (hereafter LD00). LD00 found that the traditional treatment of paramagnetic relaxation is incomplete because it neglects the splitting of rotational energy levels in a rotating paramagnetic body. The authors pointed out that the Barnett effect that underlies the magnetization can allow the paramagnetic relaxation to occur resonantly at a maximum rate thanks to the splitting of rotational energy levels. This new effect that was termed resonance relaxation allowed LD00 to evaluate the alignment of VSGs. The degree of alignment reported in LD00 was less than 6% but the predicted level of polarization was significant for high precision CMB polarization studies for which the polarization of AME acts as a foreground. In view of the advances in the description of the dynamics of wobbling irregular VSGs achieved in HDL10 and HLD11, it is timely to revisit the problem of alignment of the VSGs.

Observed extinction curves exhibit a prominent feature at $\lambda = 2175\text{\AA}$. Such a UV bump is widely believed to originate from the electronic transition $\pi - \pi^*$ in sp^2 -bonded carbon sheets of small graphite grains (Stecher & Donn 1965; Draine 1989) or PAHs (Li & Draine 2001; Weingartner & Draine 2001). In the models by Draine and his co-workers, PAHs are suggested to be the dominant carrier of the 2175\AA feature.

Among about 30 stars for which the UV polarization data are observationally available to date, most of them do not show the polarization feature (bump) at $\lambda = 2175\text{\AA}$ as seen in the extinction curves, except for two stars HD 197770 and HD 147933-4. This indicates that small carbonaceous grains may be only very weakly aligned.

Taking advantage of the special UV polarization bumps at 2175\AA seen in HD 197770 and HD 147933-4, Hoang et al. (2013) carried out the fitting to the observed data and inferred the alignment function for the entire range of grain size distribution. We found that the alignment of ultrasmall carbonaceous grains with the efficiency of $\sim 0.5\%$ is required to reproduce the 2175\AA polarization bump of HD 197770. *The question now is that whether ultrasmall grains are aligned by the same mechanism as small grains.*

The goal of the present study is (1) to calculate the degree of alignment for small grains by the paramagnetic relaxation (e.g., D-G paramagnetic relaxation and resonance paramagnetic relaxation), taking into account various processes of rotational damping and excitation; (2) to derive the degree of alignment of small grains that reproduces observed polarization curves of the different λ_{max} ; and (3) to employ the inferred degree of alignment combined with the theoretical predictions to estimate the strength of interstellar magnetic fields. The paper is structured as follows.

In §2, we describe the basic assumptions and principal dynamical timescales involved in the alignment problem.

² Li & Greenberg (2003) listed many other candidates that have been proposed as carriers of the 2175\AA feature, including amorphous carbon, graphitized (dehydrogenated) hydrogenated amorphous carbon (Hecht 1986), nano-sized hydrogenated amorphous carbon (Schnaiter et al. 1996), quenched carbonaceous composite (Sakata et al. 1995), coals (Papoular et al. 1995), and OH ion in low-coordination sites on or within silicate grains (Duley et al. 1989).

In §3 we briefly discuss major rotational damping and excitation processes and their diffusion coefficients. §4 is devoted to discussing the magnetic properties of dust grains and alignment mechanisms induced by the D-G paramagnetic relaxation and resonance paramagnetic relaxation. In §5, we describe a numerical method to compute the degree of grain alignment using the Langevin equations and present the obtained results for both silicate and carbonaceous grains. In §6 we present the alignment functions for small grains in the ISM inferred for the best-fit models to observed extinction and polarization. §7 introduces a new technique to constrain the strength of magnetic field using UV polarization. Further discussion on the importance of our results and related effects and summary are presented in §8 and §9, respectively.

2. ASSUMPTIONS AND DYNAMICAL TIMESCALES

2.1. Grain geometry

We consider oblate spheroidal grains with the moments of inertia $I_1 > I_2 = I_3$ along the grain's principal axes denoted by $\hat{\mathbf{a}}_1$, $\hat{\mathbf{a}}_2$ and $\hat{\mathbf{a}}_3$. Let $I_{\parallel} = I_1$ and $I_{\perp} = I_2 = I_3$. They take the following forms:

$$I_{\parallel} = \frac{2}{5}Ma_2^2 = \frac{8\pi}{15}\rho a_1 a_2^4, \quad (1)$$

$$(2)$$

$$I_{\perp} = \frac{4\pi}{15}\rho a_2^2 a_1 (a_1^2 + a_2^2), \quad (3)$$

where a_1 and $a_2 = a_3$ are the lengths of semimajor and semiminor axes of the oblate spheroid with axial ratio $r = a_2/a_1 > 1$, and ρ is the grain material density. A frequently used parameter in the following, $h = I_{\parallel}/I_{\perp}$, is equal to

$$h = \frac{2a_2^2}{a_1^2 + a_2^2} = \frac{2}{1 + s^2}, \quad (4)$$

where $s = 1/r = a_1/a_2 < 1$.

The grain size a is defined as the radius of a sphere of equivalent volume, which is given by

$$a = \left(\frac{3}{4\pi} (4\pi/3) a_1 a_2^2 \right)^{1/3} = a_2 s^{1/3}. \quad (5)$$

2.2. Barnett relaxation

Barnett (1915b) first pointed out that a rotating paramagnetic body can get magnetized with the magnetic moment along the grain angular velocity.³ Later, Dolginov & Mytrophanov (1976) introduced the magnetization via the Barnett effect for dust grains and considered its consequence on grain alignment.

The instantaneous magnetic moment due to the Barnett effect is equal to

$$\boldsymbol{\mu}_{\text{Bar}} = \frac{\chi(0)\boldsymbol{\omega}}{\gamma_g} V = -\frac{\chi(0)\hbar V}{g_e \mu_B} \boldsymbol{\omega}, \quad (6)$$

where V is the grain volume, $\gamma_g = -g_e \mu_B / \hbar \approx -e / (m_e c)$ is the gyromagnetic ratio of an electron, $g_e \approx 2$ is g -factor, $\mu_B = e\hbar/2m_e c \approx 9.26 \times 10^{-21}$ ergs G^{-1} is the

³ This is an inverse of the Einstein-de Haas effect that was used to measure the spin of the electron.

Bohr magneton. In the above equation, $\chi(0)$ is the zero-frequency paramagnetic susceptibility (i.e., at $\omega = 0$), which reads

$$\chi(0) = 4.2 \times 10^{-2} f_p \left(\frac{T_d}{15 \text{ K}} \right)^{-1}, \quad (7)$$

where T_d is the grain temperature, and f_p is the fraction of *paramagnetic* atoms (i.e., atoms with partially-filled shells) in the grain (see [Draine 1996](#) and references therein). An extended discussion on the magnetic properties of interstellar dust is presented in §4.2.

[Purcell \(1979\)](#) realized that the precession of $\boldsymbol{\omega}$ coupled to $\boldsymbol{\mu}_{\text{Bar}}$ around the grain symmetry axis $\hat{\mathbf{a}}_1$ produces a rotating magnetization component within the grain body coordinates. As a result, the grain rotational energy is gradually dissipated until $\boldsymbol{\omega}$ becomes aligned with $\hat{\mathbf{a}}_1$ —an effect which Purcell termed “Barnett relaxation”. [Lazarian & Draine \(1999a\)](#) (henceforth LD99a) revisited the problem by taking into account both spin-lattice and spin-spin relaxation (see [Morrish 1980](#)). Another internal relaxation process discussed in [Purcell \(1979\)](#) is related to imperfect elasticity of the grain material, which was expected to be important for grains of suprathreshold rotation only (see e.g., [Lazarian & Roberge 1997](#)).

Following LD99a,⁴ the Barnett relaxation time is defined as:

$$\tau_{\text{Bar}} = \frac{\gamma_g^2 I_{\parallel}^3}{V K(\omega_1) h^2 (h-1) J^2}, \quad (8)$$

where $K(\omega_1)$ is related to the imaginary part of the magnetic susceptibility χ'' as follows:

$$K(\omega_1) = \frac{\chi_e''(\omega_1)}{\omega_1} = \frac{\chi(0)\tau_{el}}{[1 + (\omega_1\tau_{el}/2)^2]^2} \quad (9)$$

$$\approx \frac{1.2 \times 10^{-13} \text{ s}}{[1 + (\omega_1\tau_{el}/2)^2]^2} \quad (10)$$

where $\omega_1 = (h-1)J \cos\theta / I_{\parallel}$ is the precession frequency of $\boldsymbol{\omega}$ around $\hat{\mathbf{a}}_1$, and τ_{el} is the relaxation time of electronic spins.

For oblate spheroidal grains, we obtain

$$\tau_{\text{Bar}} \approx 2.33 \hat{\rho}^2 a_{-5}^7 \hat{s}^{-4/3} \left(\frac{1+s^2}{1.25} \right)^2 \left(\frac{J_d}{J} \right)^2 \times \hat{K}^{-1} [1 + (\omega_1\tau_{el}/2)^2]^2 \text{ yr}, \quad (11)$$

where $a_{-5} = a/10^{-5} \text{ cm}$, $\hat{s} = s/0.5$, $\hat{\rho} = \rho/3 \text{ g cm}^{-3}$, $\tau_{el} \sim \tau_2 \sim 2.9 \times 10^{-12} f_p^{-1} \text{ s}$ with assumption of $f_p = 0.1$ is the spin-spin relaxation time, $\hat{K} = \chi(0)\tau_{el}/1.2 \times 10^{-13} \text{ s}$, and $J_d = \sqrt{I_{\parallel} k_B T_d / (h-1)}$ is the dust thermal angular momentum.⁵

Although [Purcell \(1979\)](#) considered the grains having both electronic and nuclear spins, his study missed the effect of internal relaxation related to nuclear spins. LD99a

⁴ Due to a typo, the term $(h/g_n \mu_N)^2$ in Eq. 7 of LD99a should be replaced by $(h/g_e \mu_B)^2 \equiv 1/\gamma_g^2$ which is applied for electron spins.

⁵ The relaxation of electronic spins results from the spin-lattice and spin-spin relaxation, with time scales $\tau_1 \gg \tau_2$, so here we adopted $\tau_{el} \sim \tau_2$ ([Draine 1996](#)).

found that for astrophysical grains of realistic composition nuclear spins induce a new type of relaxation, which was termed “nuclear relaxation” by LD99a. This relaxation process was shown to be dominant for large grains but it is negligible for small grains considered in this paper.

Internal relaxation involves the transfer of grain rotational energy to vibrational modes. Naturally, if the grain has nonzero vibrational energy, energy can also be transferred from the vibrational modes to grain rotational energy ([Jones & Spitzer 1967](#)). For an isolated grain, a small amount of energy gained from the vibrational modes can induce fluctuations of the rotational energy E_{rot} when the grain angular momentum \mathbf{J} is conserved ([Lazarian 1994](#)). Over time, the fluctuations in E_{rot} establish a local thermal equilibrium (LTE).

Using the rotational energy of oblate spheroid $E_{\text{rot}} = J^2 [1 + (h-1) \sin^2 \theta] / 2I_{\parallel}$, the fluctuations of the rotational energy can be described by the Boltzmann distribution ([Lazarian & Roberge 1997](#)):

$$f_{\text{LTE}}(J, \theta) = A \exp \left(-\frac{J^2}{2I_{\parallel} k_B T_d} [1 + (h-1) \sin^2 \theta] \right) \quad (12)$$

where A is a normalization constant such that $\int_0^\pi f_{\text{LTE}}(J, \theta) \sin \theta d\theta = 1$.

2.3. Larmor precession of \mathbf{J} around \mathbf{B}

A rotating paramagnetic grain can acquire a magnetic moment due to the Barnett effect (Eq. 6) and the Rowland effect if the grain is electrically charged ([Martin 1971](#)). The former is shown to be much stronger than that arising from the rotation of its charged body ([Dolginov & Mitrofanov 1976](#)).

The interaction of the grain’s magnetic moment due to the Barnett effect with an external static magnetic field \mathbf{B} , governed by the torque $[\boldsymbol{\mu}_{\text{Bar}} \times \mathbf{B}] = -|\boldsymbol{\mu}_{\text{Bar}}| B \sin \beta \hat{\boldsymbol{\phi}} \equiv I_{\parallel} \boldsymbol{\omega} \sin \beta d\phi/dt \hat{\boldsymbol{\phi}}$, causes the rapid precession of $\mathbf{J} \parallel \boldsymbol{\omega}$ around \mathbf{B} . The period of such a Larmor precession denoted by τ_B , is given by

$$\tau_B = \frac{2\pi}{d\phi/dt} = \frac{2\pi I_{\parallel} \boldsymbol{\omega}}{|\boldsymbol{\mu}_{\text{Bar}}| B} = \frac{2\pi I_{\parallel} g \mu_B}{\chi_0 V h B} \approx 1.32 a_{-5}^2 \hat{s}^{-2/3} \hat{\rho} \hat{\chi}^{-1} \hat{B}^{-1} \text{ yr}, \quad (13)$$

where $\hat{B} = B/5 \mu \text{ G}$, $\hat{\chi} = \chi(0)/10^{-4}$.

2.4. Measures of Alignment and Rayleigh Reduction Factor

Let G_X be the degree of alignment of the axis of major inertia $\hat{\mathbf{a}}_1$ of the grain with its angular momentum \mathbf{J} (i.e., internal alignment) and G_J be the degree of alignment of \mathbf{J} with the ambient magnetic field \mathbf{B} (i.e., external alignment, see Figure 14). They are respectively given by

$$G_X = \frac{1}{2} (3 \cos^2 \theta - 1), \quad (14)$$

$$G_J = \frac{1}{2} (3 \cos^2 \beta - 1). \quad (15)$$

Since we are interested in the mean alignment of an ensemble of grains with different orientations, the degrees of internal alignment and external alignment of grains

are usually given by their ensemble averages, i.e., $Q_X = \langle G_X \rangle$ and $Q_J = \langle G_J \rangle$.

The net degree of alignment of the grain axis of major inertia with the magnetic field, namely Rayleigh reduction factor, is defined as

$$R = \langle G_X(\cos^2 \theta) G_J(\cos^2 \beta) \rangle. \quad (16)$$

In the regime of efficient Barnett relaxation, the fast variable θ can be separated from the slow variables J and β (Roberge 1997). Therefore, the internal alignment can be described by the mean degree of alignment

$$q_X(J) = \int G_X f_{\text{LTE}}(J, \theta) \sin \theta d\theta \quad (17)$$

and the Raleigh reduction factor becomes

$$R = \int G_J(\cos^2 \beta) q_X(J) f(J_x, J_y, J_z) d^3 J, \quad (18)$$

where the distribution of grain angular momentum $f(\mathbf{J})$ is used.

3. ROTATIONAL DAMPING AND EXCITATION PROCESSES

For typical and big interstellar grains, theoretical calculations show that the rotational damping by random collisions of the grain with gas atoms and molecules is dominant. For small grains under interest, in addition to the gas collisions, the damping is caused by various processes, e.g., IR emission (Purcell 1969), interactions with passing ions, electric dipole emission.

Draine & Lazarian (1998) investigated in detail rotational damping and excitation processes for VSGs, including PAHs. They derived diffusion coefficients for planar PAHs rotating around its symmetry axis. HDL10 improved DL98 results and calculated the diffusion coefficients for planar PAHs with its rotation axis disaligned with grain angular momentum. Here we deal with the alignment of small grains and VSGs of oblate spheroidal shape.

3.1. Rotational damping and excitation coefficients

We follow the definitions of rotational damping F and excitation coefficients G from Draine & Lazarian (1998). The dimensionless damping coefficient for the j process, F_j , is defined as the ratio of the damping rate induced by that process to that induced by the collisions of gas species, τ_H^{-1} , assuming that the gas consists of purely atomic hydrogen:

$$F_j = \left(-\frac{d\omega}{\omega dt} \right)_j \left(\frac{1}{\tau_H^{-1}} \right) \quad (19)$$

and the excitation coefficient is defined as

$$G_j = \left(\frac{Id\omega^2}{2dt} \right)_j \left(\frac{\tau_H}{k_B T_{\text{gas}}} \right), \quad (20)$$

where $j=n, i, p$ and IR denote the grain collisions with neutral and ion, plasma-grain interactions, and IR emission, $(Id\omega^2/2dt)_j$ is the rate of increase of kinetic energy for rotation along the axis that has moment of inertia I due to the excitation process j , T_{gas} is the gas temperature. For an uncharged grain in a gas of purely atomic hydrogen, $F_n = 1$ and $G_n = 1$.

To calculate the damping and excitation coefficients for wobbling grains, we follow the same approach as in HDL10, where the parallel components $F_{j,\parallel}$ and $G_{j,\parallel}$, and perpendicular components $F_{j,\perp}$ and $G_{j,\perp}$ with respect to $\hat{\mathbf{a}}_1$ are computed using the general definitions (Equations 19 and 20). The only modification is the moments of inertia I_{\parallel} and I_{\perp} , which are given by Equations (1) and (3) for oblate spheroid instead of those for disk-like grains in HDL10.

For example, the characteristic damping times of an oblate spheroidal grain with $s = a_1/a_2 < 1$ for rotation along the directions parallel and perpendicular to the grain symmetry axis $\hat{\mathbf{a}}_1$ are respectively given by

$$\tau_{H,\parallel} = \frac{3I_{\parallel}}{4\sqrt{\pi}n_H m_H v_{\text{th}} a_2^4 \Gamma_{\parallel}}, \quad (21)$$

$$\tau_{H,\perp} = \frac{3I_{\perp}}{4\sqrt{\pi}n_H m_H v_{\text{th}} a_2^4 \Gamma_{\perp}}, \quad (22)$$

where $\tau_{H,\parallel} \equiv \tau_{H,z}, \tau_{H,\perp} \equiv \tau_{H,y} = \tau_{H,x}$ with z the grain symmetry axis, and x and y being the axes perpendicular to the symmetry axis (see Lazarian 1997). In the above equation, n_H is the gas density, m_H is the hydrogen mass, v_{th} is the thermal velocity of hydrogen, and the geometrical factors Γ_{\parallel} and Γ_{\perp} were derived in Roberge et al. (1993) and given in Appendix A.

For the typical parameters of the ISM, Equations (21) and (22) become

$$\tau_{H,\parallel} \approx 6.58 \times 10^4 \hat{\rho} \left(\frac{s}{0.5} \right)^{2/3} a_{-5} \times \left(\frac{n_H}{30 \text{ cm}^{-3}} \right)^{-1} \left(\frac{T_{\text{gas}}}{100 \text{ K}} \right)^{-1/2} \Gamma_{\parallel}^{-1} \text{ yr} \quad (23)$$

and

$$\tau_{H,\perp} \approx 4.11 \times 10^4 \hat{\rho} \left(\frac{s}{0.5} \right)^{2/3} \left(\frac{1+s^2}{1.25} \right) a_{-5} \times \left(\frac{n_H}{30 \text{ cm}^{-3}} \right)^{-1} \left(\frac{T_{\text{gas}}}{100 \text{ K}} \right)^{-1/2} \Gamma_{\perp}^{-1} \text{ yr} \quad (24)$$

Likewise, the characteristic damping times due to the electric dipole emission from HDL10 can be rewritten as

$$\tau_{\text{ed},\parallel} = \frac{3I_{\parallel} c^3}{6k_B T_{\text{gas}} \mu_{\perp}^2}, \quad (25)$$

$$\tau_{\text{ed},\perp} = \frac{3I_{\perp} c^3}{6k_B T_{\text{gas}} (\mu_{\perp}^2/2 + \mu_{\parallel}^2)}, \quad (26)$$

where μ_{\parallel} and μ_{\perp} are the components of the electric dipole moment $\boldsymbol{\mu}$ parallel and perpendicular to the grain symmetry axis. Here we assume an isotropic distribution of $\boldsymbol{\mu}$, which corresponds to $\mu_{\parallel}^2 = \mu_{\perp}^2/2 = \mu^2/3$ where μ^2 is given by Equation (11) in Draine & Lazarian (1998).

3.2. Relative importance of the different interaction processes

Depending on environment conditions, the damping and excitation process by gas-dust interactions (i.e., collisions and plasma drag) or IR emission dominates. For small grains, in the hot diffuse ISM, including warm neutral medium (WNM), warm ionized medium (WIM), or

in reflection nebula with strong radiation, the damping by IR emission is the most important process. In the cold neutral medium (CNM) and molecular clouds where gas density is higher and starlight photons are shielded, the damping by gas-dust interactions dominate. For ultra-small grains (e.g., PAHs), electric dipole emission induces the most significant damping (see [Draine & Lazarian 1998](#) for detailed discussion).

Table 1 presents physical parameters for idealized environments where $\chi = u_{\text{rad}}/u_{\text{ISRF}}$ is the ratio of radiation energy density u_{rad} to the mean radiation density for the diffuse interstellar medium u_{ISRF} (see [Mathis et al. 1983](#)), $n(\text{H}_2)$, $n(\text{H}^+)$, $n(\text{M}^+)$ are the molecular hydrogen density, ion hydrogen density and ionized metal density, respectively.

TABLE 1
IDEALIZED ENVIRONMENTS FOR INTERSTELLAR MATTER

<i>Parameters</i>	CNM	WNM	WIM
n_{H} (cm ⁻³)	30	0.4	0.1
T_{gas} (K)	100	6000	8000
χ	1	1	1
$x_{\text{H}} = n(\text{H}^+)/n_{\text{H}}$	0.0012	0.1	0.99
$x_{\text{M}} = n(\text{M}^+)/n_{\text{H}}$	0.0003	0.0003	0.001
$y = 2n(\text{H}_2)/n_{\text{H}}$	0.	0.	0.

4. PARAMAGNETIC ALIGNMENT MECHANISM FOR SMALL GRAINS

4.1. *Davis-Greenstein Paramagnetic Relaxation*

A classical mechanism of grain alignment based on paramagnetic relaxation was proposed by [Davis & Greenstein \(1951\)](#). The underlying idea of the mechanism is that, a paramagnetic grain gets magnetized with an instantaneous magnetization \mathbf{M} parallel to the induced magnetic field. If the grain angular momentum makes an angle β with \mathbf{B} , then \mathbf{B} can be decomposed into the parallel \mathbf{B}_{\parallel} and perpendicular \mathbf{B}_{\perp} to \mathbf{J} . Since the paramagnetic material gets magnetized instantaneously in response to the induced magnetic field, the magnetization component \mathbf{M}_{\parallel} parallel to \mathbf{J} remains constant during the grain rotation, while the perpendicular component \mathbf{M}_{\perp} , fixed to the lab system, is rotating with respect to the grain body. As a result, the rotating magnetization experiences energy dissipation, which results in the gradual alignment of \mathbf{J} with \mathbf{B} .

Due to the magnetic dissipation, the angle between \mathbf{J} and \mathbf{B} decreases as

$$I_{\parallel}\omega \frac{d\beta}{dt} = -K(\omega)VB^2\omega \sin\beta \cos\beta, \quad (27)$$

where $K(\omega) = \chi''(\omega)/\omega$ with $\chi''(\omega)$ being the imaginary part of complex magnetic susceptibility of the grain material at the rotation frequency ω . In deriving the above equation, $\boldsymbol{\omega}$ and $\hat{\mathbf{a}}_1$ are assumed to be aligned with \mathbf{J} due to fast internal relaxation.

Equation (27) can be rewritten as

$$\frac{d\beta}{dt} = -\frac{\sin\beta \cos\beta}{\tau_{\text{DG}}}, \quad (28)$$

where

$$\tau_{\text{DG}} = \frac{I_{\parallel}}{K(\omega)VB^2} \quad (29)$$

is the characteristic timescale of paramagnetic alignment.

For the normal paramagnetic material, τ_{DG} can be written as

$$\begin{aligned} \tau_{\text{DG}} &= \frac{2\rho a_2^2}{5K(\omega)B^2} \\ &\approx 2.0 \times 10^6 \hat{\rho} \hat{s}^{-2/3} a_{-5}^2 \left(\frac{B}{5\mu\text{G}}\right)^{-2} \left(\frac{1.2 \times 10^{-13} \text{s}}{K(\omega)}\right) \text{yr}. \end{aligned} \quad (30)$$

[Jones & Spitzer \(1967\)](#) employed the Fokker-Planck equations to compute the degree of alignment of angular momentum Q_J in the magnetic field subject to the gas atom bombardment. Their obtained value Q_J is equal to

$$Q_J = \frac{3}{2}q(x), \quad (31)$$

where

$$x = \left(\frac{T_{\text{av}}}{T_{\text{gas}}} - 1\right) = \left(\frac{\delta}{1+\delta} \times \frac{T_{\text{d}} - T_{\text{gas}}}{T_{\text{gas}}}\right) \quad (32)$$

with $\delta = \tau_{\text{gas}}/\tau_{\text{DG}}$ and $\tau_{\text{gas}} = \tau_{\text{H},\parallel}$. Here T_{av} is regarded as the rotational temperature, and $q(x)$ takes the following form:

$$q(x) = -\frac{1}{3} + \frac{1}{x} \left[\left(\frac{1+x}{x}\right)^{1/2} \text{arcsinh}\sqrt{x} - 1 \right], \quad (33)$$

for $x > 0$. For $x < 0$, the term $x^{-1/2}\text{arcsinh}\sqrt{x}$ is replaced by $(-x)^{-1/2}\text{arcsin}\sqrt{-x}$, hence

$$q(x) = -\frac{1}{3} + \frac{1}{x} \left[\left(\frac{1+x}{-x}\right)^{1/2} \text{arcsin}\sqrt{-x} - 1 \right]. \quad (34)$$

The degree of the internal alignment for the case $T_{\text{d}} = T_{\text{gas}}$ (i.e., the distribution of angular momentum is Maxwellian) is equal to ([Jones & Spitzer 1967](#); [Lazarian & Roberge 1997](#))

$$Q_{X,\text{Mw}} = \frac{3}{2(1-h^{-1})} \left[1 - \frac{1}{\sqrt{h-1}} \text{arcsin}(1-h^{-1}) \right] - \frac{1}{2}. \quad (35)$$

Using Monte Carlo simulations, [Purcell & Spitzer \(1971\)](#) showed that Equation (31) provides a good agreement with their numerical calculations. The paramagnetic alignment of oblate grains was studied analytically in [Lazarian \(1997\)](#) and numerically in RL99, accounting for the Barnett relaxation.

4.2. *Magnetic properties of interstellar dust*

Following [Draine & Lazarian \(1999\)](#), the critically damped susceptibility is given by $\chi''(\omega) = \omega K(\omega)$ with

$$K(\omega) = \frac{\chi(0)\tau_2}{[1 + (\omega\tau_2/2)^2]^2}, \quad (36)$$

where $\chi(0)$ is the magnetic susceptibility at the zero rotation frequency. Using the Curie's law for paramagnetic material, we have

$$\chi(0) = \frac{n_p \mu^2}{3k_B T_d}, \quad (37)$$

where the effective magnetic moment μ reads

$$\mu^2 \equiv p^2 \mu_B^2 = g_e^2 \mu_B^2 [J(J+1)] = \gamma_g^2 [\hbar^2 J(J+1)], \quad (38)$$

with J being the angular momentum quantum number of electrons in the outer partially filled shell and $p \approx 5.5$ (see [Draine 1996](#)).⁶

In Equation (36), τ_2 is the spin-spin relaxation time, which is equal to the precession time of the grain magnetic moment $\boldsymbol{\mu}$ around the magnetic field $H_i = 3.8n_p \mu_B$:

$$\begin{aligned} \tau_2 &= \frac{\hbar}{g_e p \mu_B H_i} \approx \frac{\hbar}{3.8n_p g_e p \mu_B^2} \\ &\approx 2.9 \times 10^{-11} \left(\frac{0.1}{f_p}\right) \left(\frac{10^{23} \text{ cm}^{-3}}{n_{\text{tot}}}\right) \text{ s}, \end{aligned} \quad (39)$$

where $n_p = f_p n_{\text{tot}}$ is the number density of paramagnetic atoms and $n_{\text{tot}} \approx 10^{23} \text{ cm}^{-3}$ is the total atomic number density within the grain ([Draine 1996](#)).

Amorphous silicate grains usually contain Si, Mg, Fe, and O atoms. Assuming the silicate material with structure MgFeSiO_4 containing Fe^{3+} (${}^6S_{5/2}$), the fraction of paramagnetic atoms is $f_p = 1/7 \approx 0.1$. The magnetization is induced by electrons in the outer partially filled shell of Fe^{3+} ion having the structure ${}^6S_{5/2}$. Using $\gamma_g(\text{Fe}) = -g_e \mu_B / \hbar = -1.76 \times 10^7 \text{ s}^{-1} \text{ G}^{-1}$, one can estimate the static magnetic susceptibility for silicate grains as follows:

$$\chi_{\text{sil}}(0) \approx 4.2 \times 10^{-3} \left(\frac{f_p}{0.1}\right) \left(\frac{p}{5.5}\right)^2 \left(\frac{n_{\text{tot}}}{10^{23} \text{ cm}^{-3}}\right) \left(\frac{T_d}{15 \text{ K}}\right)^{-1} \quad (40)$$

Plugging in Equation (40) into (36), one obtain

$$K_{\text{sil}}(\omega) \approx 1.2 \times 10^{-13} \left(\frac{T_d}{15 \text{ K}}\right)^{-1} \frac{1}{[1 + (\omega\tau_2/2)^2]^2} \text{ s} \quad (41)$$

From Equation (39) and (41) one can see that for typical interstellar grains ($a > 0.05 \mu\text{m}$) rotating with $\omega \sim \omega_{\text{th}} = (2k_B T_{\text{gas}}/I_{\parallel})^{1/2} = 1.85 \times 10^5 a_{-5}^{-5/2} \hat{T}_{\text{gas}} \text{ s}^{-1}$, the term $\omega\tau_2 \ll 1$. Thus, it is disregarded in earlier studies on paramagnetic alignment of interstellar grains (e.g., [Lazarian 1997](#); [Roberge & Lazarian 1999](#)). On the other hand, small grains ($a \leq 0.05 \mu\text{m}$) are expected to spin rapidly with $\omega > 10^5 \text{ s}^{-1}$. Thus, the term $\omega\tau_2$ becomes important, and the paramagnetic relaxation is suppressed due to the decrease of $K(\omega)$. For VSGs that rotate extremely fast of $\omega > 10^9 \text{ s}^{-1}$, $K(\omega)$ is substantially reduced. Thus, VSGs cannot be aligned by the classical D-G paramagnetic relaxation.

For *ultrasmall carbonaceous grains or PAHs*, the magnetization arises from the presence of free radicals,

⁶ [Draine \(1996\)](#) presented the total magnetic moment as $\mu = p\mu_B$ with $p = 5.9$. One can see that for $\text{Fe}^{3+}({}^6S_{5/2})$ ion with $S = 5/2, L = 0$ and $J = 5/2$ and $g_e \approx 2$, one obtain $g_e J(J+1) \equiv p = 5.9$.

paramagnetic carbon rings, and captured ions (see [Lazarian & Draine 2000](#) and references therein). Following [Lazarian & Draine \(2000\)](#), we take $f_p = 0.01$ corresponding to $n_p = 10^{21} \text{ cm}^{-3}$ for the typical atom number density $n_{\text{tot}} = 10^{23} \text{ cm}^{-3}$.

For *graphite grains*, known as diamagnetic material, the magnetization originates from the attachment of H atoms to the grain through hydrogenation. Since an H electron is already used to make a covalent bond with a C atom, the magnetization is only produced by the H nucleus (proton). The gyromagnetic ratio for the H nucleon is $\gamma_g(\text{H}) = g_n \mu_N / \hbar \approx 2.67 \times 10^4 \text{ s}^{-1} \text{ G}^{-1}$ where $g_n \approx 5.59$ and $\mu_N = e\hbar/2m_p c \approx 5.04 \times 10^{-24} \text{ ergs G}^{-1}$, which is three orders of magnitude smaller than that of a Fe atom present in silicate grains. Plugging in $J = 1/2$ and $\gamma_g(\text{H})$ into Equation (37) we obtain

$$\chi_{\text{gra}}(0) \approx 9.6 \times 10^{-10} \left(\frac{f_p}{0.1}\right) \left(\frac{n_{\text{tot}}}{10^{23} \text{ cm}^{-3}}\right) \left(\frac{T_d}{15 \text{ K}}\right)^{-1} \quad (42)$$

where f_p is the fraction of H atoms. If $f_p(\text{H})$ is too small ($\ll 0.1$), the magnetization becomes dominated by the nuclei of ${}^{13}\text{C}$ that has $f_p({}^{13}\text{C}) \approx 0.01$ (see also LD99a).

The function $K(\omega)$ for graphite grains is given by Equation (36) but the spin-spin relaxation time τ_2 now is replaced by the nuclear relaxation time τ_n with $\tau_n^{-1} = \tau_{ne}^{-1} + \tau_{nn}^{-1}$. Following LD99a, τ_{ne} and τ_{nn} are given by

$$\tau_{ne} = \frac{\hbar g_e}{3.8n_e g_n^2 \mu_N^2} \approx 3 \times 10^{-4} \left(\frac{2.7}{g_n}\right)^2 \left(\frac{10^{22} \text{ cm}^{-3}}{n_e}\right) \text{ s} \quad (43)$$

$$\tau_{nn} = \frac{\hbar}{3.8g_n n_n \mu_n^2} \approx 0.58 \tau_{ne} \left(\frac{n_e}{n_n}\right). \quad (44)$$

Plugging in the above equation into Equation (36), one obtain

$$K_{\text{gra}}(\omega) \approx 1.1 \times 10^{-13} \left(\frac{T_d}{15 \text{ K}}\right)^{-1} \frac{1}{[1 + (\omega\tau_n/2)^2]^2} \text{ s}, \quad (45)$$

for $n_e = n_n = f_p n_{\text{tot}} = 10^{22} \text{ cm}^{-3}$, assuming $f_p = f_p(\text{H}) = 0.1$.⁷

Since $\tau_n \gg \tau_2$, one can see that $K_{\text{gra}}(\omega) \ll K_{\text{sil}}(\omega)$. Indeed, for a grain of $a = 10^{-5} \text{ cm}$ rotating at the thermal velocity $\omega_{\text{th}} \sim 10^5 \text{ s}^{-1}$, Equation (45) yields $K_{\text{gra}}(\omega_{\text{th}}) \approx 10^{-18} \text{ s}$, compared to $K_{\text{sil}}(\omega_{\text{th}}) \approx 10^{-13} \text{ s}$ for silicate grains. Thus, the paramagnetic alignment of graphite grains is rather inefficient.

4.3. Resonance Paramagnetic Relaxation

The traditional treatment of the paramagnetic magnetization by the Barnett effect within a rotating body relies on the following assumption: the magnetization within a rotating body in a static magnetic field is equivalent to the magnetization of a body at rest in a rotating ambient magnetic field. This assumption was adopted in [Davis & Greenstein \(1951\)](#). LD00 realized that the above treatment of paramagnetic relaxation is not exact because it neglects the splitting of rotational energy levels. They pointed out that the Barnett effect can help the

⁷ [Jones & Spitzer \(1967\)](#) suggested that due to nuclear paramagnetism, the lower bound for interstellar grains $K(\omega) \sim 10^{-12}/T_d \text{ s}$ regardless of their composition.

paramagnetic dissipation to occur resonantly at a maximum rate thanks to the splitting of energy levels. Such a new effect, termed by LD00 the resonance relaxation, can occur whenever the grain rotates in the ambient magnetic field.

Assuming the critically damped balance (Draine & Lazarian 1999), LD00 found that

$$K(\omega) = \frac{\chi(0)\tau_2}{1 + \gamma^2 g_e^2 \tau_1 \tau_2 H_1^2 \sin^2 \theta}, \quad (46)$$

where $\gamma = e/2m_e c$ (e.g., $\gamma = \gamma_e/g_e$), τ_1 is the spin-lattice relaxation time. Their estimate yields

$$\gamma^2 g_e^2 \tau_1 \tau_2 H_1^2 \sin^2 \theta \approx 8 \left(\frac{\tau_1}{10^6 \text{ s}} \right) \left(\frac{\tau_2}{2 \times 10^{-9} \text{ s}} \right) \left(\frac{H_1}{5 \mu \text{ G}} \right)^2 \left(\frac{\sin^2 \theta}{2/3} \right) \quad (47)$$

Following LD00, the spin-lattice relaxation time of dust grains at a temperature T_d , $\tau_1(T_d)$ is given by

$$\frac{\tau_1(T_d)}{\tau_{1,\infty}(77 \text{ K})} \approx \left(\frac{77 \text{ K}}{T_d} \right)^{m+1} \left(\frac{T_d}{T_l} \right)^m \exp \left(\frac{T_d}{T_l} \right) m! \zeta(m) \quad (48)$$

where $\zeta(m)$ is the Riemann zeta function for $m = 6$ or $m = 8$, and T_l is the lowest grain vibrational temperature, which is equal to

$$T_l = \frac{\hbar \omega_{\min}}{k_B} \approx 63 \left(\frac{10^{-7} \text{ cm}}{a} \right) \text{ K}, \quad (49)$$

and $\tau_{1,\infty}(77 \text{ K}) \approx 10^{-6}$ for the spin-lattice relaxation.

The uncertainty of the resonance relaxation arises from uncertainties of the microphysics of spin-lattice relaxation within VSGs. For such grains, LD00 used plausible arguments, but the laboratory testing would be most useful.

The timescale of magnetic alignment due to the D-G and resonance paramagnetic relaxation is equal to

$$\tau_m = \min(\tau_{\text{DG}}, \tau_{\text{res}}), \quad (50)$$

where τ_{DG} and τ_{res} are obtained by plugging in $K(\omega)$ from Equations (36) and (46) into Equation (30), respectively.

5. NUMERICAL CALCULATIONS OF DEGREE OF PARAMAGNETIC ALIGNMENT

5.1. Numerical Method

RL99 have statistically calculated the efficiency of D-G alignment mechanism for dust grains using the Langevin equations, which was first suggested for studies of grain dynamics in Roberge et al. (1993). RL99 also took into account the Barnett effect and internal thermal fluctuations. Here, we study the paramagnetic alignment using the same approach as in RL99 but account for a variety of damping and excitation processes that are important for small grains, including the dust-gas collisions, IR emission, plasma drag, and electric dipole emission (see HDL10, HDL11).

Following HDL10, to study the alignment of the grain angular momentum \mathbf{J} with the ambient magnetic field \mathbf{B} , we solve Langevin equations for the evolution of \mathbf{J} in time in an inertial coordinate system using the Euler-Maruyama algorithm. The inertial coordinate system is

denoted by $\hat{\mathbf{e}}_1 \hat{\mathbf{e}}_2 \hat{\mathbf{e}}_3$ where $\hat{\mathbf{e}}_1$ -axis is chosen to be parallel to \mathbf{B} . The Langevin equations (LEs) read

$$dJ_i = A_i dt + \sqrt{B_{ii}} dq_i \text{ for } i = x, y, z, \quad (51)$$

where dq_i are the random variables generated from a normal distribution with zero mean and variance $\langle dq_i^2 \rangle = dt$, $A_i = \langle \Delta J_i / \Delta t \rangle$ and $B_{ii} = \langle (\Delta J_i)^2 / \Delta t \rangle$ are drifting (damping) and diffusion coefficients defined in the inertial coordinate system.

The drifting and diffusion coefficients in the reference system fixed to the grain body, A_i^b and B_{ij}^b , are related to the damping and excitation coefficients as follows:

$$A_i^b = -\frac{J_i^b}{\tau_{\text{gas},i}} = -\frac{J_i^b}{\tau_{\text{H},i}} F_{\text{tot},i}, \quad (52)$$

$$B_{zz}^b = B_{\parallel} = \frac{2I_{\parallel} k_B T_{\text{gas}}}{\tau_{\text{H},\parallel}} G_{\text{tot},\parallel}, \quad (53)$$

$$B_{xx}^b = B_{yy}^b = B_{\perp} = \frac{2I_{\perp} k_B T_{\text{gas}}}{\tau_{\text{H},\perp}} G_{\text{tot},\perp}, \quad (54)$$

where $F_{\text{tot},i}$ and $G_{\text{tot},ii}$ for $i = x, y, z$ (or \perp, \parallel) are the total damping and excitation coefficients from various processes which are defined by Equations (19) and (20), and $\tau_{\text{gas},i} = F_{\text{tot},i} / \tau_{\text{H},i}$. Using the transformation of diffusion coefficients from the body system $\hat{\mathbf{a}}_1 \hat{\mathbf{a}}_2 \hat{\mathbf{a}}_3$ to the inertial system $\hat{\mathbf{e}}_1 \hat{\mathbf{e}}_2 \hat{\mathbf{e}}_3$ (see Appendix C), we obtain the drifting and diffusion coefficients A_i and B_{ii} in the inertial system.

To account for the magnetic alignment, we need to add a damping term $-J_{x,y} / \tau_m$ to the drifting coefficient $A_{x,y}$ and an excitation term $B_{m,xx} = B_{m,yy}$ to the diffusion coefficient B_{xx} and B_{yy} (see Appendix B).

In dimensionless units, $J' \equiv J / I_{\parallel} \omega_{T,\parallel}$ with $\omega_{T,\parallel} \equiv (2k_B T_{\text{gas}} / I_{\parallel})^{1/2}$ being the thermal angular velocity of the grain along the grain symmetry axis, and $t' \equiv t / \tau_{\text{H},\parallel}$, Equation (51) becomes

$$dJ'_i = A'_i dt' + \sqrt{B'_{ii}} dq'_i \text{ for } i = x, y, z, \quad (55)$$

where $\langle dq_i'^2 \rangle = dt'$ and

$$A'_i = -\frac{J'_i}{\tau'_{\text{gas,eff}}} - \frac{2}{3} \frac{J_i'^3}{\tau'_{\text{ed,eff}}} - \frac{J'_i}{\tau'_m} (1 - \delta_{zi}), \quad (56)$$

$$B'_{ii} = \frac{B_{ii}}{2I_{\parallel} k_B T_{\text{gas}}} \tau_{\text{H},\parallel} + \frac{T_d}{T_{\text{gas}}} \delta_m (1 - \delta_{zi}), \quad (57)$$

where $\delta_m = \tau_{\text{H},\parallel} / \tau_m$, $\delta_{zi} = 1$ for $i = z$ and $\delta_{zi} = 0$ for $i \neq z$,

$$\tau'_{\text{gas,eff}} = \frac{\tau_{\text{gas,eff}}}{\tau_{\text{H},\parallel}}, \quad \tau'_{\text{ed,eff}} = \frac{\tau_{\text{ed,eff}}}{\tau_{\text{H},\parallel}}, \quad (58)$$

where $\tau_{\text{gas,eff}}$ and $\tau_{\text{ed,eff}}$ are the effective damping times due to dust-gas interactions and electric dipole emission that result from transforming damping coefficients A_i from the body system to the inertial system (see Eq. E4 in HDL10).

Equations (55) together with (56) and (57) are solved by the iterative method for N_{step} with the time step dt' . As in HDL10, we choose $dt' = 0.1 \min[1/F_{\text{tot},\parallel}, 1/G_{\text{tot},\parallel}, \tau_{\text{ed},\parallel} / \tau_{\text{H},\parallel}]$ and $N_{\text{step}} = 10^6$ for all calculations. If the returning timestep $dt' > 10^{-3}$,

then we take $dt' = 10^{-3}$.⁸ At each time step, the angular momentum \mathbf{J} and the angle β between \mathbf{J} and \mathbf{B} obtained from the Langevin equations are employed to compute the degrees of grain alignment.

Indeed, at each time step, the components of angular momentum J_x, J_y and J_z are computed. Then, we calculate J and the angle β between \mathbf{J} and \mathbf{B} such as $\cos \beta = J_z/J$. We can calculate R as follows:

$$R \equiv \sum_{l=0}^{N_{\text{step}}-1} \frac{G_X(\cos^2 \theta) G_J(\cos^2 \beta)}{N_{\text{step}}}. \quad (59)$$

Above, the angle θ is kept unchanged during the time interval of dt' , which is invalid when the fast internal relaxation is assumed. Therefore, G_X would be replaced by $q_X(J)$.

In practical, the actual value R and its approximation $Q_X Q_J$ have some correlation, which can be described by

$$R = \langle G_X G_J \rangle = Q_X Q_J (1 + f_{\text{corr}}), \quad (60)$$

where f_{corr} is a correlation factor (see RL99). The case $f_{\text{corr}} = 0$ corresponds to no correlation, i.e., θ and β are completely independent.

5.2. Davis-Greenstein Alignment of Thermally Rotating Grains

We first study the paramagnetic alignment of grains subject to a single rotational damping and excitation process by gas bombardment as in RL99. In this case, grains are expected to be rotating at thermal velocity.

5.2.1. Alignment with constant $K(\omega)$

As in RL99, we assume the magnetic susceptibility $K(\omega)$ to be constant by disregarding the term containing ω in Equation (41). This assumption is valid for typical interstellar grains that rotate thermally at $\omega \ll 2\tau_2^{-1}$. We consider two cases of low ($T_d = 4$ K) and normal ($T_d = 20$ K) grain temperature and a variety of the magnetic field strength B for the CNM (see Table 1 for more physical parameters). Oblate spheroidal grains with axial ratio $r = 2$ and $r = 1.5$ are adopted, and $f_p = 0.1$ is taken for silicate material.

Figure 1 shows our obtained results for Q_J as a function of $\delta_m = \tau_{\text{gas}}/\tau_{\text{DG}}$. Q_J appears to increase with the increasing δ_m as expected. The analytical results from Jones & Spitzer (1967) for spherical grains are similar to our numerical results in the case $T_d = 4$ K. As T_d increases to $T_d = 20$ K, our numerical result is a factor of 1.3 lower than the analytical prediction. This originates from the fact that $\chi(0)$ decreases when the thermal fluctuations within the grain (i.e., T_d) increase.

5.2.2. Effect of fast rotation

When the grain rotation frequency becomes comparable to $2\tau_2^{-1}$, $K(\omega)$ decreases sharply according to Equation (41), resulting in the decrease of the paramagnetic alignment rate.

⁸ For ultrasmall grains of 4\AA , the damping time by electric dipole emission dominates with $\tau_{\text{H}}/\tau_{\text{ed}} \sim 10^2$ (see e.g., HDL10). At this size, the resonance paramagnetic alignment occurs over $\tau_{\text{D-G, res}} \sim \tau_{\text{H}}$. Therefore, the chosen timestep dt' remains valid for solving the Langevin equations.

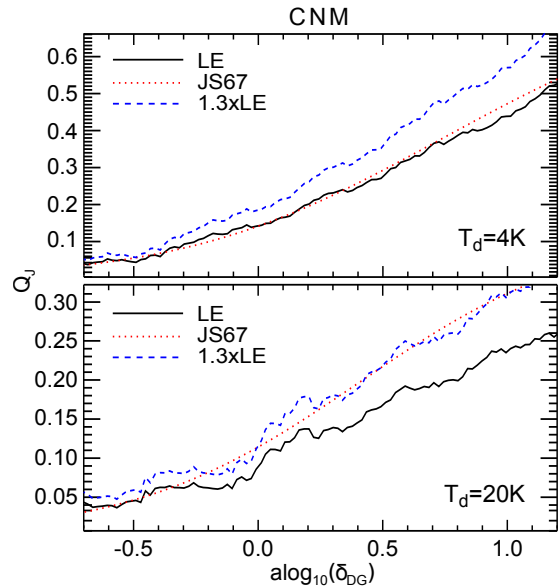


FIG. 1.— Degree of grain alignment by the paramagnetic (D-G) relaxation for thermally rotating grains and constant $K(\omega)$ in the CNM as a function of $\delta_m = \tau_{\text{gas}}/\tau_{\text{DG}}$ for $T_d = 4$ K (upper panel) and $T_d = 20$ K (lower panel). The solid lines show our numerical results obtained by solving LEs, and dotted lines show the analytical results predicted for $T_d \rightarrow 0$ K from Jones & Spitzer (1967).

To clearly see the effect of fast rotation on the degree of paramagnetic alignment, we repeat calculations in the previous subsection using $K(\omega)$ from Equation (41). The obtained degrees of alignment Q_J and R are shown in Figure 2 for the CNM. As shown, both Q_J and R increase when a decreases from $a = 0.1 \mu\text{m}$ to $a \sim 0.01 \mu\text{m}$ during which the grain still rotates slowly and the paramagnetic relaxation rate increases. Below $a \sim 0.01 \mu\text{m}$, Q_J and R fall sharply as a result of the suppression of paramagnetic relaxation when the grain spins sufficiently fast, producing a peak alignment at this grain size.

5.3. Resonance Paramagnetic Alignment of Subthermally Rotating Grains

Below, we investigate the paramagnetic alignment by taking into account additional damping and excitation processes due to the collisions with ions, electric dipole emission, IR emission, and plasma drag. Due to these interaction processes, grains are expected to be rotating subthermally (i.e., $\omega < \omega_{\text{th}}$, see HDL10). We first consider the alignment by the D-G relaxation and then by both D-G relaxation and resonance relaxation.

5.3.1. Silicate Grains

Figure 3 shows Q_J and R due to the D-G relaxation for silicate grains of axial ratio $r = 2$. Q_J and R are shown in the upper and lower panels respectively. Similar to Figure 2, one can see the sharp decline of Q_J and R at $a \sim 5 \times 10^{-3} \mu\text{m}$ as a result of the suppression of paramagnetic relaxation due to fast rotation. In particular, one can see a substantial decrease of grain alignment of $\sim 0.01 \mu\text{m}$ grains compared to Figure 2. This is a direct consequence the additional damping processes included, which make grains to rotate subthermally and hence decrease the D-G alignment.

Figure 4 shows Q_J and R as functions of grain size a when the resonance relaxation is included for silicate

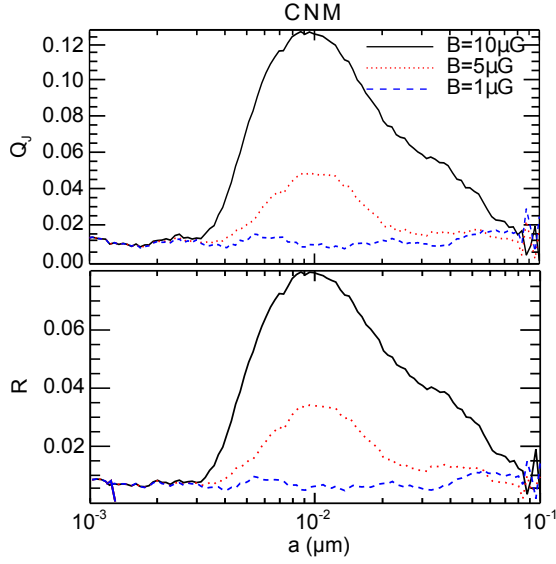


FIG. 2.— Degrees of grain alignment by the D-G relaxation for thermally rotating grains with $K(\omega)$ changing with ω . Upper and lower panels show Q_J and R as functions of a . Constant grain temperature $T_d = 20$ K and three magnetic field strengths for the CNM are assumed. Results for silicate grains with axial ratio $r = 2$ are shown.

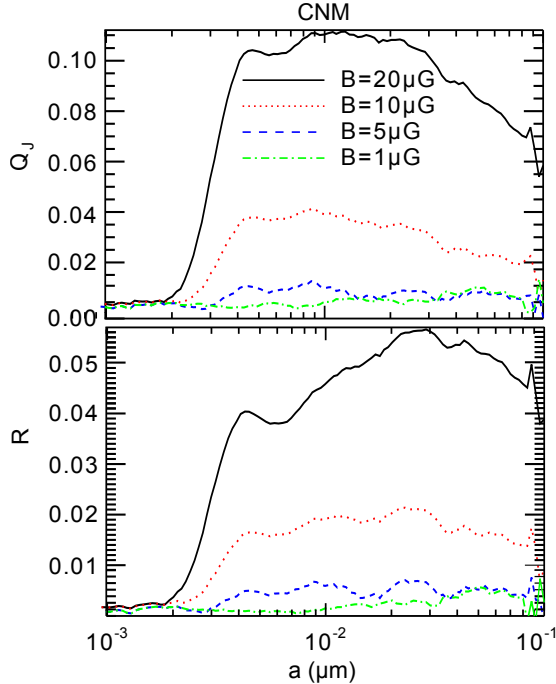


FIG. 3.— Similar to Figure 2 but including various interaction processes (e.g., IR emission, plasma drag, and dipole emission). Upper and lower panels show Q_J and R as functions of grain size a .

grains with axial ratio $r = 2$ (upper panel) and $r = 1.5$ (lower panel). Compared to Figure 3, one can see that the resonance relaxation increases the alignment of ultrasmall grains, producing the peaks of alignment at $a \sim 10^{-3} \mu\text{m}$. Q_J is similar for two cases of grain shape while R is smaller for the less elongated shape (lower panel) due to lower internal alignment. Some fluctuations in Q_J and R can be seen for $a > 0.01 \mu\text{m}$ when they are as small as their numerical errors.

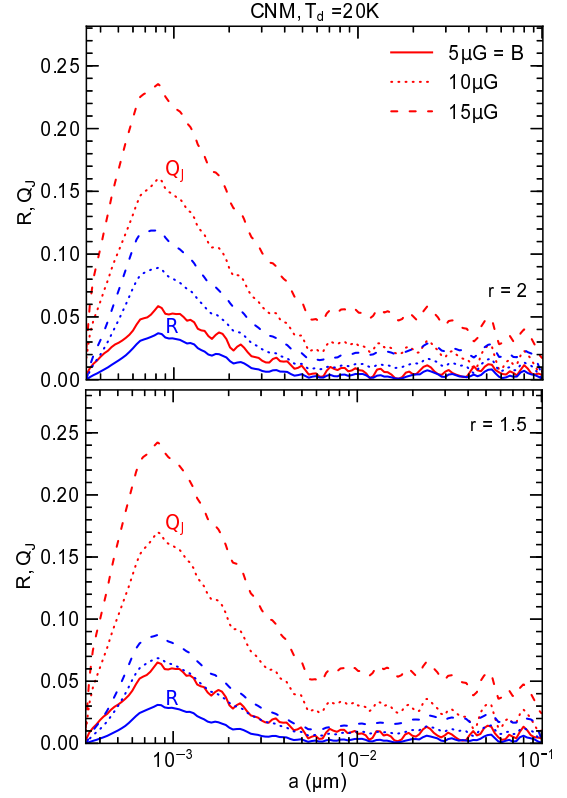


FIG. 4.— Degrees of grain alignment by both the D-G relaxation and resonance relaxation for silicate grains with axial ratio $r = 2$ (upper) and $r = 1.5$ (lower). Grain temperature $T_d = 20$ K is considered. Resonance relaxation induces the peaks of alignment around $10^{-3} \mu\text{m}$.

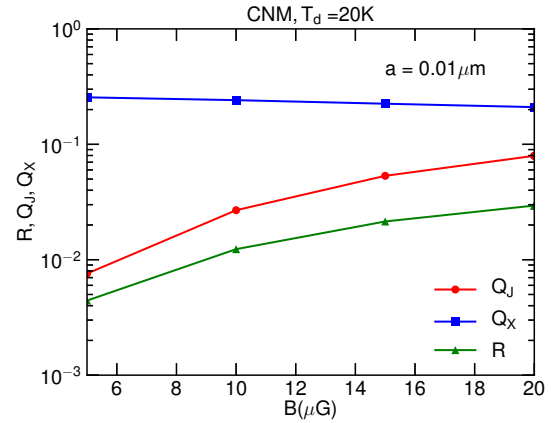


FIG. 5.— Dependence of Q_x , Q_J and R as functions of the magnetic field strength for the $0.01 \mu\text{m}$ silicate grains of $T_d = 20$ K.

From the figure it can also be seen that the small ($\sim 0.01 \mu\text{m}$) grains are aligned much less efficient than the ultrasmall ($\sim 10^{-3} \mu\text{m}$) grains if they have the same temperature T_d . In fact, the temperature of ultrasmall grains is expected to be transient with temperature spikes due to UV heating, which decreases their alignment significantly. The temperature of the $a > 0.01 \mu\text{m}$ grains in the ISM is estimated at $T_d \approx 20$ K, thus from Figure 4, we can see that the paramagnetic alignment is rather small with $R < 0.05$ for $B \leq 15 \mu\text{G}$.

Figure 5 shows the increase of Q_x , Q_J and R with B for the $0.01 \mu\text{m}$ silicate grains of $T_d = 20$ K in the CNM.

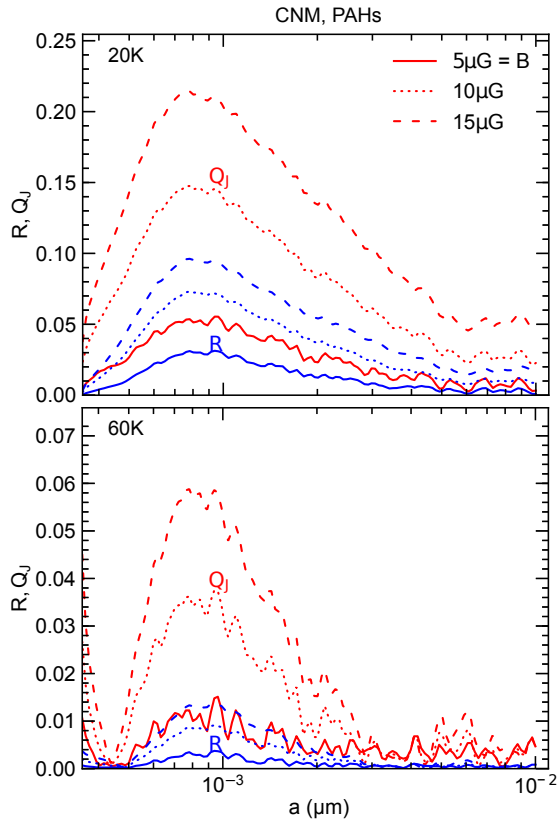


FIG. 6.— Q_J and R of very small carbonaceous grains with axial ratio $r = 2$ predicted for different B . Grain temperature $T_d = 20$ K (upper) and 60 K (lower) are considered.

As shown, Q_J and R increase rapidly with the increasing B whereas Q_X declines slowly with B .

5.3.2. Carbonaceous Grains

Figure 6 shows Q_J and R computed for very small carbonaceous grains (i.e. PAHs) with the axial ratio $r = 2$. Two grain temperature $T_d = 20$ K and 60 K are considered. As shown, Q_J and R vary with the grain size a in the same trend as silicate grains, although the degrees of alignment of PAHs are slightly lower than those predicted for silicate grains of the same T_d (see upper panel) due to the lower value of f_p . The degrees of alignment are substantially decreased when the temperature is increased from 20 K to 60 K.

One interesting feature for the higher T_d case is that Q_J starts to rise at $a \approx 4 \text{ \AA}$. Such a feature may be caused by the excitation term of magnetic relaxation $B_{xx, m}$. For large grains, the excitation by other processes dominate, but when $a \sim 4 \text{ \AA}$, this term dominates, resulting in the additional alignment.

For graphite grains, as discussed in the previous section, the paramagnetic alignment is expected to be negligible due to the rather low rate of paramagnetic relaxation.

5.4. Paramagnetic alignment in the WIM

Figure 7 shows the degrees of alignment of grains the WIM. It can be seen that the efficiency of paramagnetic alignment in the WIM is higher than in the CNM. Moreover, in contrast with the increase of Q_J with the decreasing a from $0.1 - 0.01 \mu\text{m}$ in the CNM, Q_J decreases or

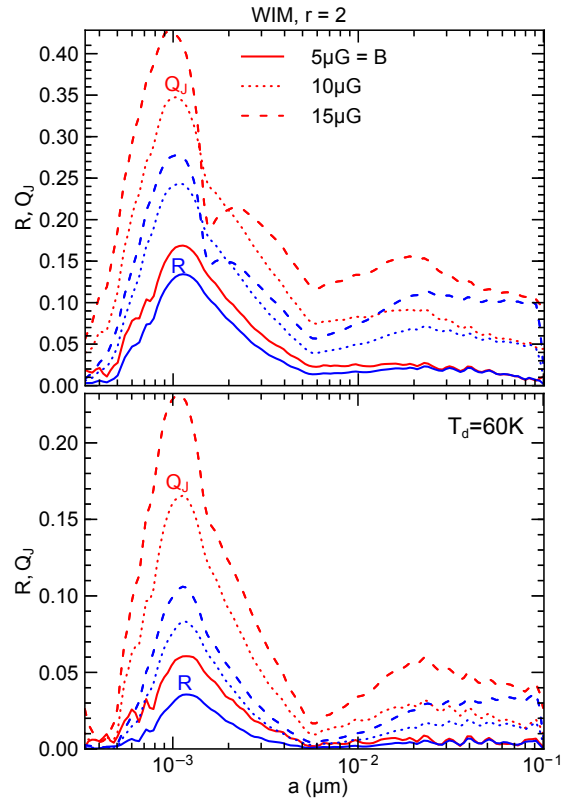


FIG. 7.— Similar to Figure 4 but for the WIM. The efficiency of magnetic alignment in the WIM is higher than in CNM due to its lower gas damping rate.

almost is flat for a in this range in the WIM. This is due to the fact that, as a decreases, the ratio $\tau_{\text{gas}}/\tau_{\text{DG}}$ does not increase as in the CNM because in the WIM the dominant contribution to the rotational damping arises from IR emission, which has the timescale increasing with the decreasing grain size a (see HDL10).

6. OBSERVATIONAL CONSTRAINTS FOR ALIGNMENT OF SMALL GRAINS

In this section, we are going to derive the grain size distribution and degree of grain alignment as a function of grain size (i.e., alignment function) that fit simultaneously to observed extinction and polarization curves. Let us first start with a summary on observational results for the starlight polarization.

6.1. Observed Polarization Curves of Starlight

Observational data in Serkowski et al. (1975) show that the polarization of starlight can be described well by an empirical law, usually referred to as the Serkowski law:

$$p(\lambda) = p_{\text{max}} \exp \left[-K \ln^2 \left(\frac{\lambda_{\text{max}}}{\lambda} \right) \right], \quad (61)$$

where K is a parameter, which depends on λ_{max} (Wilking et al. 1980). Whittet et al. (1992) derived the relationship $K = c_1 \lambda_{\text{max}} + c_2$ with $c_1 = 1.66 \pm 0.09$ and $c_2 = 0.01 \pm 0.05$ for most of sightlines.

The observational data in Serkowski et al. (1975) also show that the maximum polarization of starlight is constrained by an upper limit

$$p_{\text{max}} \lesssim 9\% E_{B-V}, \quad (62)$$

which corresponds to

$$p_{\max} \lesssim 3\% A_V \quad (63)$$

for the typical diffuse ISM with $R_V = 3.1$. For the general case, one expect that $p_{\max}/A(\lambda_{\max}) \lesssim 3\% \text{mag}^{-1}$.

For some sightlines with low λ_{\max} (e.g., $\lambda_{\max} < 0.53 \mu\text{m}$), there exist an excess UV polarization from the Serkowski law (Clayton et al. 1992; Clayton et al. 1995). The UV polarization for such sightlines can be described by a modified-Serkowski relation (Martin et al. 1999):

$$p_{\text{UV}} = p_{\max} \exp \left[-K_{\text{UV}} \ln^2 \left(\frac{\lambda_{\max}}{\lambda} \right) \right], \quad (64)$$

where $K_{\text{UV}} = (2.56 \pm 0.38) \lambda_{\max} + (-0.59 \pm 0.21)$.

In general, the variation of $p_{\max}/A(\lambda_{\max})$ from the upper limit can arise from fluctuations of the magnetic field direction from the perpendicular direction, the variation of the degree of grain alignment along the sightline, and the variation of grain properties (composition, shape). For instance, in molecular clouds, the decline of polarization efficiency $p_{\max}/A(\lambda_{\max})$ can be explained by the decline of the degree of grain alignment by radiative torques when going deeper into the cloud (Cho & Lazarian 2005; Whittet et al. 2008) or by the effect of magnetic turbulence (Jones et al. 1992). *The question is what is the imprint of the variation of the strength of magnetic fields on the polarization curves, provided that small grains are weakly aligned by paramagnetic relaxation?*

6.2. Theoretical Considerations for Alignment Function

Recent advances in grain alignment theory allow us to predict the alignment of a variety of interstellar dust population, ranging from ultrasmall grains of a few Angstroms to micron-sized grains. As shown in Section 5, ultrasmall and small grains can be aligned weakly by resonance paramagnetic and D-G paramagnetic relaxation while large grains are believed to be aligned efficiently by RATs. The grain size at which the RAT alignment starts to dominate is given by a_{ali} , which is usually referred to as the critical size of aligned grains (see e.g., Hoang & Lazarian 2014).

For the diffuse interstellar radiation field (ISRF, see Mathis et al. 1983), the value a_{ali} is determined by the maximum angular momentum induced by RATs, which is equal to (see Hoang & Lazarian 2008; Hoang & Lazarian 2014):

$$\begin{aligned} \frac{J_{\max}^{\text{RAT}}}{J_{\text{th}}} &= \left(\int \Gamma_{\lambda} d\lambda \right) \frac{\tau_{\text{drag}}}{J_{\text{th}}}, \\ &\approx 200 \hat{\gamma}_{\text{rad}} \hat{\rho}^{1/2} a_{-5}^{1/2} \left(\frac{30 \text{ cm}^{-3}}{n_{\text{H}}} \right) \left(\frac{100 \text{ K}}{T_{\text{gas}}} \right) \\ &\quad \times \left(\frac{\bar{\lambda}}{1.2 \mu\text{m}} \right) \left(\frac{u_{\text{rad}}}{u_{\text{ISRF}}} \right) \left(\frac{\bar{Q}_{\Gamma}}{10^{-2}} \right) \left(\frac{1}{1 + F_{\text{IR}}} \right), \end{aligned} \quad (65)$$

where $\tau_{\text{drag}} = \tau_{\text{gas}}/(1 + F_{\text{IR}})$ with F_{IR} being the damping coefficient due to IR emission, $\hat{\gamma}_{\text{rad}} = \gamma_{\text{rad}}/0.1$ with γ_{rad} the anisotropy degree of radiation field, and

$$\bar{\lambda} = \frac{\int \lambda u_{\lambda} d\lambda}{u_{\text{rad}}}, \quad (67)$$

$$\bar{Q}_{\Gamma} = \frac{\int Q_{\Gamma} \lambda u_{\lambda} d\lambda}{\bar{\lambda} u_{\text{rad}}}, \quad (68)$$

are the wavelength and RAT efficiency averaged over the entire radiation field spectrum, respectively. For grains of $a \ll \bar{\lambda}$ in the ISM, \bar{Q}_{Γ} is approximately equal to

$$\bar{Q}_{\Gamma} \approx 2 \left(\frac{\bar{\lambda}}{a} \right)^{-2.7} \approx 2.4 \times 10^{-3} \left(\frac{\bar{\lambda}}{1.2 \mu\text{m}} \right)^{-2.7} a_{-5}^{2.7} \quad (69)$$

For the ISRF of $\bar{\lambda} = 1.2 \mu\text{m}$, the above equations yield a critical size (i.e., size for which $J_{\max}^{\text{RAT}} = 3J_{\text{th}}$) of aligned grains $a_{\text{ali}} \approx 0.05 \mu\text{m}$. As shown previously (e.g., Cho & Lazarian 2005; Hoang & Lazarian 2009b), the value a_{ali} becomes larger for grains located deeper in molecular clouds (i.e., larger A_V). Thus, grains larger than a_{ali} are aligned efficiently by RATs while smaller grains ($a < a_{\text{ali}}$) should be aligned weakly by the paramagnetic relaxation.

The degree of alignment R of the $a > a_{\text{ali}}$ grains tends to increase with increasing a due to the increase of J_{\max}^{RAT} (i.e., less affected by randomization by gas bombardment). For small grains ($a < a_{\text{ali}}$) that are being aligned by the paramagnetic relaxation, our computed results show that R decreases with the decreasing a (see Figures 4). The alignment of ultrasmall silicate grains ($a < 5 \times 10^{-3} \mu\text{m}$) is peaky, but their contribution to the UV polarization is negligibly small. As a result, the alignment function of silicate grains that are important for producing the polarization curves is expected to increase with the increasing a .

6.3. Observationally Inferred Grain Size Distributions and Alignment Functions

To explore the variation of the alignment function $f(a)$ with λ_{\max} , we will find the best-fit models by fitting our theoretical models p_{mod} and A_{mod} (Equations D7 and D8) to the observed polarization curves with $\lambda_{\max} = 0.51 \mu\text{m}, 0.53 \mu\text{m}$ and $0.55 \mu\text{m}$. The observed polarization curves are calculated using Equations (61) (for optical and IR wavelengths) and (64) (for UV wavelengths), taking the mean values of K and K_{UV} . The observed extinction curves are calculated using the extinction law (Cardelli et al. 1989; O'Donnell 1994) for $R_V = 3.1$. The search for best-fit models is performed by minimizing an objective function χ^2 (see Appendix E for detail). We consider $N_{\lambda} = 100$ bins of the wavelength from $\lambda = 0.125 - 2.5 \mu\text{m}$ and $N_a = 100$ bins of grain size from $a = 3.56 \text{ \AA}$ to $1 \mu\text{m}$. We aim to perform the fitting for the case of maximum polarization efficiency, i.e., $p_{\max}/A(\lambda_{\max}) = 3\% \text{mag}^{-1}$.

We adopt a mixture dust model consisting of amorphous silicate grains, graphite grains and PAHs (see Weingartner & Draine 2001; Draine & Li 2007). Since observational evidence for alignment of graphite is still missing, we conservatively assume that only silicate grains are aligned while carbonaceous grains are randomly oriented. Oblate spheroidal grains with axial ratio $r = 2$ as in Kim & Martin (1995) and $r = 1.5$ are considered.

The fitting procedure is started with an initial size distribution $n(a)$ that best reproduces the observational data for the typical ISM, which corresponds to model 3 in Draine & Fraisse (2009). By doing so, we assume that dust properties are similar throughout the ISM and the difference in the polarization of starlight is mainly due to

the efficiency of grain alignment, which depends on environment conditions along the sightlines, e.g., radiation field, magnetic fields and gas density. We take the alignment function for the ISM from [Draine & Fraisse \(2009\)](#) as an initial alignment function.

One particular constraint for the alignment function is that, for the maximum polarization efficiency $p_{\max}/A(\lambda_{\max}) = 3\% \text{mag}^{-1}$, we expect that the conditions for alignment are optimal, which corresponds to the case in which the alignment of big grains can be perfect, and the magnetic field is regular and perpendicular to the sightline. Thus, we set $f(a = a_{\max}) = 1$. For a given sightline with lower $p_{\max}/A(\lambda_{\max})$, the constraint $f(a = a_{\max})$ should be adjusted such that $f(a = a_{\max}) = (1/3)p_{\max}/A(\lambda_{\max})$. As discussed in [Section 6.2](#), we expect the monotonic increase of $f(a)$ versus a , thus a constraint for this is introduced. Other constraints include the non-smoothness of dn/da and $f(a)$ (see [Draine & Allaf-Akbari 2006](#)).

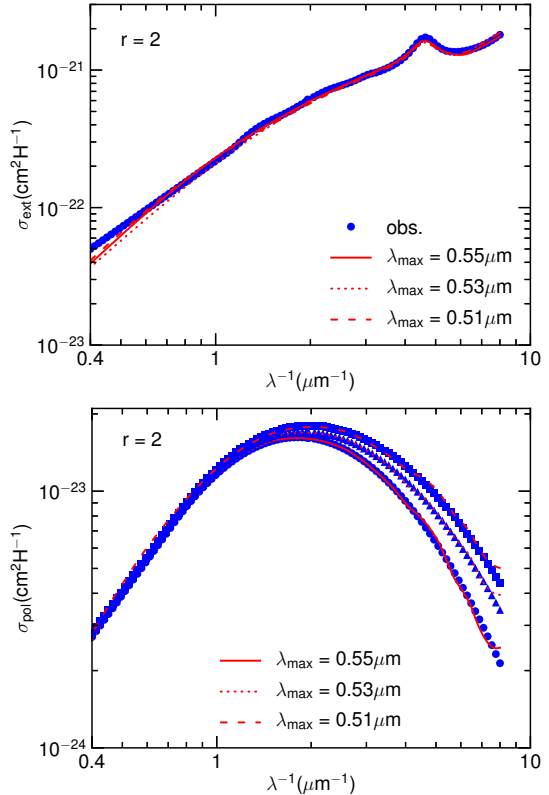
The nonlinear least square fitting is carried out using the Monte Carlo direct search method. Basically, for each size bin, we generate N_{rand} random samples in the range $[-\zeta, \zeta]$ from a uniform distribution for $f(a)$ and $n(a)$, α_f and α_n , respectively. The new values of f and n are given by $\tilde{f} = (\alpha_f + 1)f(a)$ and $\tilde{n} = (\alpha_n + 1)n(a)$. Then we calculate p_{mod} and A_{mod} for the new values \tilde{f} and \tilde{n} using [Equations \(D7\)](#) and [\(D8\)](#). The values of χ^2 obtained from [Equation \(E1\)](#) are used to find the minimum χ^2 . The range $[-\zeta, \zeta]$ of the uniform distribution is adjusted after each iteration step. Initially $\zeta = 0.5$ is assumed, which allows more room for the random sampling, and when the convergence is close (i.e., the variation of χ^2 is small) ζ is decreased to $\zeta = 0.1$.

The fitting procedure is repeated until convergence criterion is satisfied. Here, we use the convergence criterion, which is based on the decrease of χ^2 after one step: $\epsilon = (\chi^2(n, f) - \chi^2(\tilde{n}, \tilde{f})) / \chi^2(n, f)$. If $\epsilon \leq \epsilon_0$ with ϵ_0 sufficiently small, then the convergence is said to be achieved (see also [Hoang et al. 2013](#)). With the value $\epsilon_0 = 10^{-3}$ adopted, the convergence is slow for some sightlines, then we stop the iteration process after 60 steps.

[Figure 8](#) (upper panel) shows the extinction cross section σ_{ext} as a function of λ^{-1} for our best-fit models and the observed extinction curve with $R_V = 3.1$, assuming oblate spheroidal grains with axial ratio $r = 2$. The lower panel shows σ_{pol} for our best-fit models and the observed polarization curves of different λ_{\max} . As shown, our models provide an excellent fit to the observational data in all cases of λ_{\max} .

[Figure 9](#) (upper panel) shows the mass distributions $\propto a^4 dn/da$ that reproduce the best-fit models in [Figure 8](#). From the figure, one can see that our best-fit mass distributions of silicate grains have three peaks at $a \approx 0.01 \mu\text{m}$, 0.07 and $0.2 \mu\text{m}$. The mass of small grains in the range $a = 0.01 - 0.05 \mu\text{m}$ is higher for lower λ_{\max} .

[Figure 9](#) (lower panel) shows the alignment functions $f(a)$ for our best-fit models. One can see that the $a > 0.1 \mu\text{m}$ grains are efficiently aligned with $f(a) > 0.5$ and then $f(a)$ drops rapidly for $a < 0.1 \mu\text{m}$. Interestingly, a prominent transition from efficient alignment to weak alignment occurs at $a \sim 0.05 - 0.06 \mu\text{m}$ for all three cases of λ_{\max} , suggesting that this can be indicative of



[FIG. 8.](#)— Upper panel: observed extinction curve (symbols) of $R_V = 3.1$ and best-fit models. Lower panel: observed polarization curves and best-fit models (solid, dotted and dashed lines). Three different values of λ_{\max} and oblate grains with axial ratio $r = 2$ are considered.

the change in the alignment mechanism (e.g., from RAT alignment to paramagnetic alignment). Moreover, the alignment degree of typical interstellar ($a > 0.05 \mu\text{m}$) grains tends to shift to the range of smaller a as λ_{\max} decreases. In particular, as λ_{\max} decreases, the degree of alignment of small grains $a \sim 0.01 - 0.05 \mu\text{m}$ must increase considerably in order to reproduce the observed polarization curves (see [Figure 9](#), lower panel).

Similar to [Figures 8](#) and [9](#), [Figures 10](#) and [11](#) show our best-fit models to the observed data for the case with axial ratio $r = 1.5$. As shown, our models also provide good fit to the observational data. The alignment functions (see [Figure 11](#), lower) exhibit the same features (e.g., transition from efficient to weak alignment) as those in the case $r = 2$. However, to reproduce the observed data, small grains with $r = 1.5$ must have a degree of alignment higher than those with $r = 2$ by a factor of ~ 1.5 (see the lower panels of [Figures 9](#) and [11](#)).

7. MEASURING MAGNETIC FIELDS USING THE UV POLARIZATION

In this section, we employ the degrees of alignment (from theoretical calculations and best-fit models) and size distributions obtained in the previous sections to predict theoretical polarization curves (see [Section D](#) for theory) for the diffuse ISM of the different magnetic field strengths.

7.1. Theoretical Polarization Curves

Since the fitting is performed for the case of maximum polarization efficiency $p_{\max}/A(\lambda_{\max})$ for which the mag-

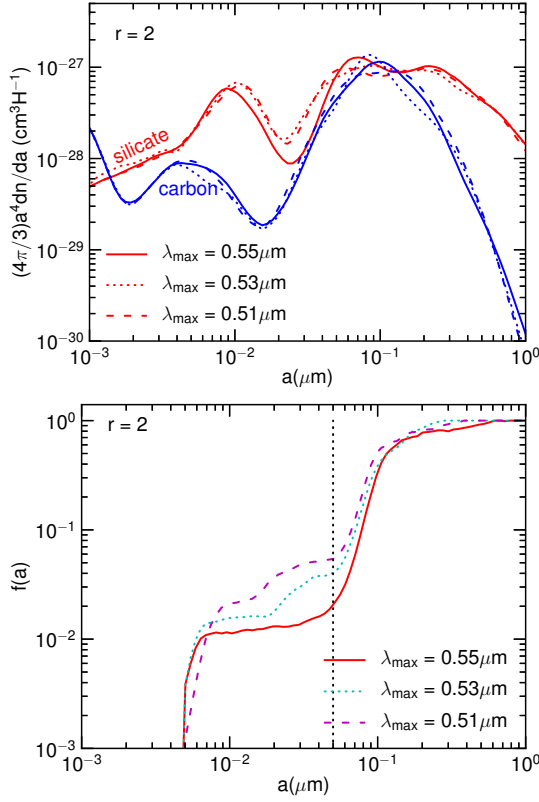


FIG. 9.— Grain size distributions (upper panel) and alignment functions (lower panel) of our best-fit models for oblate grains with axial ratio $r = 2$. The dotted vertical line marks $a = 0.05 \mu\text{m}$. The size distribution appears quite similar for the different λ_{max} , whereas the alignment of small grains ($a \sim 0.01\text{--}0.05 \mu\text{m}$) increases with the decreasing λ_{max} .

netic field should lie in the sky plane, the inferred alignment function is then equal to the Raleigh reduction factor, i.e., $f(a) = R(a)$.

In the previous section, we found that the best-fit model requires the increased alignment of small grains as λ_{max} decreases. Such increased alignment of small grains in general can arise from (i) the increase of magnetic fields as calculated in Section 5.3 and (ii) the increase of RAT alignment due to enhanced radiation field by some hot stars in the vicinity of the sightline. In the latter case, the excess thermal emission is expected since dust is warmer due to higher radiation field. Below we consider the first situation and leave the second one for the discussion section.

To explore the effect of paramagnetic alignment of small grains on polarization curves, we distinguish the alignment of the typical interstellar grains with $a \geq a_{\text{ali}}$ and that of smaller grains with $a < a_{\text{ali}}$, which are expected to be induced by RATs and the paramagnetic relaxation, respectively. Moreover, there is always some intermediate range from the paramagnetic alignment to RAT alignment. Thus we assume that grains with $a \leq a_{\text{mag}}$ (i.e. $a_{\text{mag}} < a_{\text{ali}}$) are solely aligned by paramagnetic relaxation and take the degree of alignment computed in Section 5 for the CNM of different magnetic field strengths. The degree of alignment of grains with $a > a_{\text{mag}}$ is taken from the best-fit alignment functions. The precise value of a_{mag} is uncertain, and we take $a_{\text{mag}} \approx 0.04 \mu\text{m}$, which is equal to the grain size at

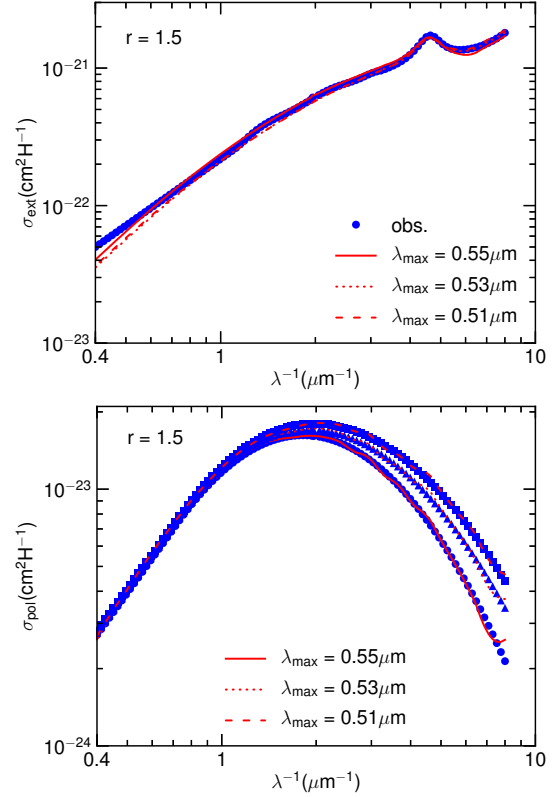


FIG. 10.— Similar to Figure 8 but for oblate grains of axial ratio $r = 1.5$.

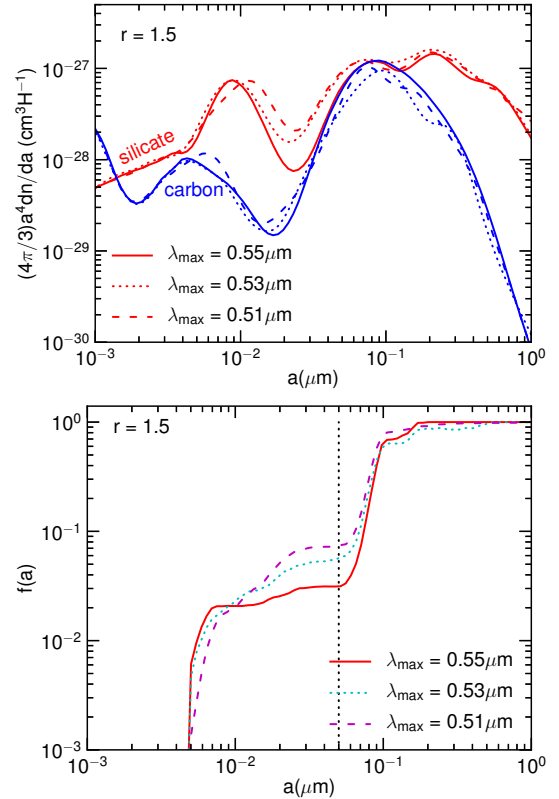


FIG. 11.— Similar to Figure 9 but for oblate grains with axial ratio $r = 1.5$.

which $J_{\max}^{\text{RAT}}/J_{\text{th}} = 1$ for the diffuse ISM, i.e., when the RAT alignment is negligible. Moreover, since large grains are likely in thermal equilibrium with the ISRF while VSGs are expected to undergo thermal spikes due to the absorption of UV photons (Guhathakurta & Draine 1989), we assume $T_d = 18$ K for the $a > 50\text{\AA}$ grains and $T_d = 60$ K for very small ($a < 50\text{\AA}$) grains.

Figure 12 shows σ_{pol} produced by aligned silicate grains for the different values B for three selected λ_{\max} . Upper panels show results for the case axial ratio $r = 2$ and lower panels show results for $r = 1.5$. Filled circles show the observed polarization curves that are determined by λ_{\max} (see Section 6).

From the figure, we can see that the polarization at $\lambda^{-1} < 5\ \mu\text{m}^{-1}$ remains similar when changing B , indicating that the polarization at these wavelengths is determined by the alignment of typical interstellar grains ($a > 0.05\ \mu\text{m}$). On the other hand, the polarization in the UV ($\lambda^{-1} > 5\ \mu\text{m}^{-1}$) increases with the increasing magnetic field, which demonstrates that the alignment of the $a < 0.05\ \mu\text{m}$ grains by the paramagnetic relaxation plays an important role for the UV polarization. The rising feature of σ_{pol} computed at $\lambda^{-1} > 7.5\ \mu\text{m}^{-1}$ for some large B arises from the fact that the best-fit alignment functions of small grains fall more rapidly with a than computed theoretically assuming a constant T_d .

For the case of $r = 2$, the theoretical curve with $B = 10\ \mu\text{G}$ (dashed line, also indicated by the arrow) appears to be in good agreement with the observed curve of $\lambda_{\max} = 0.55\ \mu\text{m}$ (panel (a)). The corresponding values are $B \sim 15 - 20\ \mu\text{G}$ for the cases with $\lambda_{\max} = 0.53\ \mu\text{m}$ and $0.51\ \mu\text{m}$ (panels (b) and (c)). For the smaller axial ratio $r = 1.5$, higher magnetic fields are required to reproduce the observed polarization curves in UV. For instance, $B \sim 15\ \mu\text{G}$ for $\lambda_{\max} = 0.55\ \mu\text{m}$ (panel (d)) and $B \sim 20 - 25\ \mu\text{G}$ for two other cases ((e) and (f)).

7.2. Inferred Magnetic field Strengths

As shown in the preceding subsection, higher magnetic fields are required to reproduce the observed UV polarization with lower λ_{\max} . To see clearly the dependence of the UV polarization on B and λ_{\max} , we estimate the ratio $p(6\ \mu\text{m}^{-1})/p_{\max}$ for the different B and λ_{\max} .

Figure 13 shows $p(6\ \mu\text{m}^{-1})/p_{\max}$ as a function of λ_{\max}^{-1} predicted for the different values of B . Square and circle symbols show $p(6\ \mu\text{m}^{-1})/p_{\max}$ calculated using Equations (61) (Serkowski law) and (64) (modified Serkowski law) with the mean values of K and K_{UV} . The magnetic field of the ISM seems to be well constrained in the range $B \sim 5 - 16\ \mu\text{G}$ for $\lambda_{\max} = 0.55 - 0.51\ \mu\text{m}$ (upper panel) if the grain axial ratio $r = 2$ is assumed. For less elongated spheroids of $r = 1.5$, the range of magnetic field is $B \sim 10 - 30\ \mu\text{G}$ for the same range of λ_{\max} (lower panel). Specifically, for $\lambda_{\max} = 0.55\ \mu\text{m}$ the magnetic field strength is estimated at $B \sim 10\ \mu\text{G}$ for axial ratio $r = 2$, assuming the grain temperature $T_d = 18$ K. Estimated magnetic fields for $r = 1.5$ are higher.

If the UV polarization is measured at $\lambda^{-1} > 6\ \mu\text{m}^{-1}$, the estimated magnetic field tends to be lower because the slope of σ_{pol} computed is shallower than the observed one (see arrows in Figure 12).

8. DISCUSSION

8.1. Comparison to previous studies on paramagnetic alignment

The paramagnetic relaxation was introduced by Davis & Greenstein (1951) to explain the alignment of interstellar grains with the Galactic magnetic field. The first quantitative study of grain alignment by paramagnetic relaxation (i.e., Davis-Greenstein (D-G) alignment) was carried out by Jones & Spitzer (1967) using the Fokker-Planck (FP) equations. Purcell (1969) and Purcell & Spitzer (1971) studied the D-G alignment by means of the Monte Carlo method and showed that this mechanism is inefficient in aligning the typical interstellar grains. Latter, Purcell (1979) suggested that the joint action of spin-up systematic (pinwheel) torques that can drive grains to suprathreshold rotation and the paramagnetic relaxation could result in efficient alignment of suprathresholdly rotating grains. However, the efficiency of pinwheel torques is believed to be significantly suppressed due to the rapid thermal flipping of small grains, and small grains are expected to be thermally trapped (Lazarian & Draine 1999b; Hoang & Lazarian 2009b). Therefore, we disregarded minor effects of pinwheel torques on the alignment of small grains.

For thermally rotating grains, Lazarian (1997) calculated the paramagnetic alignment using an analytical method based on the FP equations. RL99 have computed the efficiency of the D-G mechanism for these grains using the Langevin equations. Both papers took into account the Barnett relaxation effect and internal thermal fluctuations (an inverse process associated with the Barnett relaxation). Nevertheless, these aforementioned studies assumed a constant magnetic susceptibility $K(\omega)$ and considered the rotational damping and excitation due to dust-gas collisions only. Such assumptions are obviously valid for large ($> 0.1\ \mu\text{m}$) grains that rotate slowly in the absence of pinwheel torques. Their essential conclusion is that the D-G mechanism is inefficient in aligning the interstellar grains and failed to account for the observed polarization in the molecular clouds where the dust and gas are likely in thermal equilibrium.

This paper investigates the paramagnetic alignment for a wide range of grains, from a few Angstroms to $0.1\ \mu\text{m}$, using the Langevin equations (RL99; HDL10). This grain population is expected to rotate subthermally but rapidly with $\omega > 10^5\ \text{s}^{-1}$. We take into account the various damping and excitation processes that are essential for the rotational dynamics of small grains, including gas-dust collisions, plasma drag, IR emission, and electric dipole damping (see Draine & Lazarian 1998; Hoang et al. 2010). For small grains, we found that the efficiency of paramagnetic alignment is indeed rather low due to subthermal rotation; the degree of paramagnetic alignment R increases with the magnetic field strength B , but $R < 0.05$ for $B < 20\ \mu\text{G}$ for the typical ISM conditions.

Lazarian & Draine (2000) (LD00) have identified a new physical process, namely, resonance paramagnetic relaxation, which is shown to enhance the alignment of ultrasmall grains. The efficiency of resonance paramagnetic alignment was estimated at a level of 10% for the 10\AA grains in LD00 where the idealized model of spinning dust emission from Draine & Lazarian (1998)

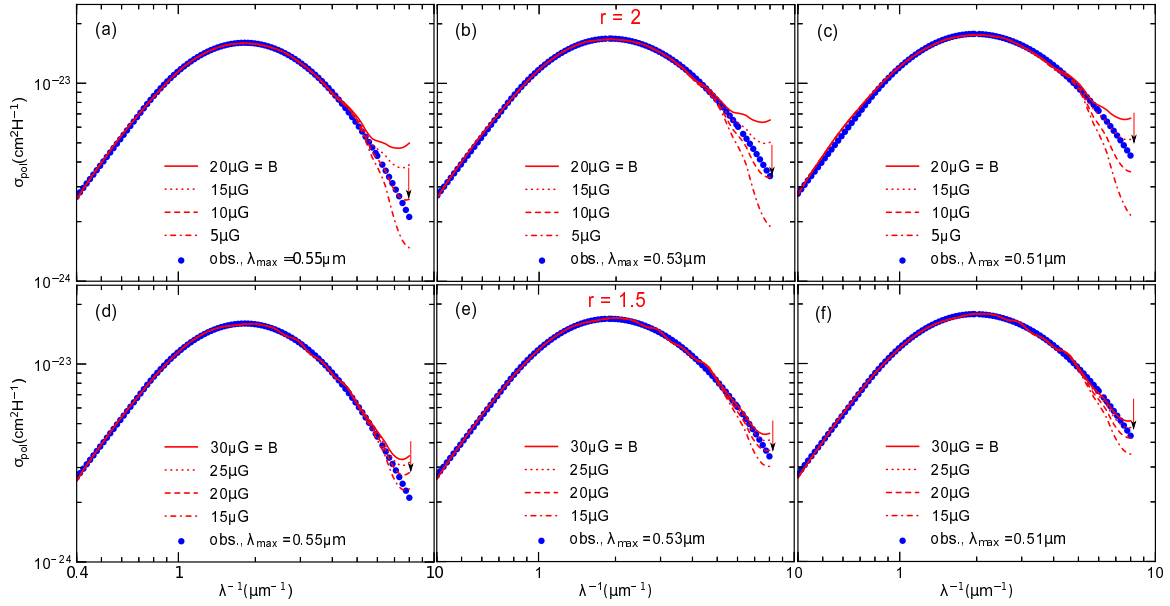


FIG. 12.— Polarization cross-section arising from aligned silicate grains predicted for various values of the magnetic field B versus the observed polarizations (filled circles) with different λ_{max} . Upper and lower panels show results for oblate spheroids with axial ratio $r = 2$ and $r = 1.5$, respectively. The arrows indicate the theoretical curves that are close to the observational data.

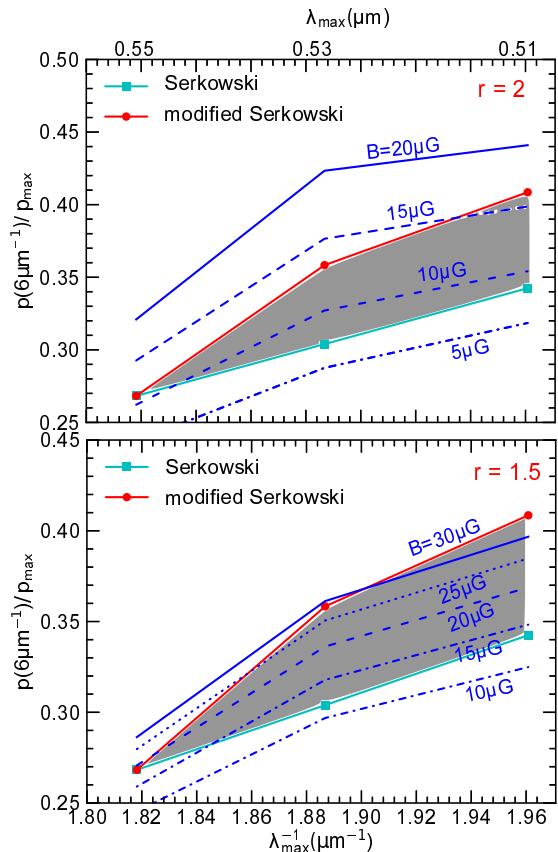


FIG. 13.— Variation of $p(6\mu\text{m}^{-1})/p_{\text{max}}$ versus $\lambda_{\text{max}}^{-1}$ predicted for different B for spheroids with axial ratio $r = 2$ (upper) and $r = 1.5$ (lower). Observed data obtained from the Serkowski law (squares) and modified Serkowski law (circles) are also shown. Shaded areas show the intermediate range of $p(6\mu\text{m}^{-1})/p_{\text{max}}$ truncated by the predictions from the Serkowski and modified-Serkowski laws.

(DL98) was adopted. The present work used an improved model of spinning dust emission from HDL10 which accounts for the grain wobbling and quantified the efficiency of grain alignment by resonance paramagnetic relaxation. Our results in general confirmed the predictions by Lazarian & Draine (2000). The only difference is that our results predict a lower grain size (about 10\AA) of the peak alignment than earlier predicted by LD00. This difference arises from the improved model of spinning dust that predicts lower rms grain angular momentum than the DL98 model.

8.2. Excess UV polarization and Alignment of Small Grains

The excess of continuum polarization in the UV with respect to the Serkowski law, usually characterized by $p(6\mu\text{m}^{-1})/p_{\text{max}}$, was observationally reported in Clayton et al. (1992) and Clayton et al. (1995) (see also Martin et al. 1999). However, it is still unclear why such an excess UV polarization only exists for $\lambda_{\text{max}} < 0.55\mu\text{m}$. To resolve this question, we first need to understand which grain population is responsible for the UV polarization.

The original Serkowski law fits well to the observed polarization at IR and optical wavelengths. At these wavelengths, we showed that the polarization is mostly produced by typical silicate grains ($a > 0.05\mu\text{m}$) aligned

in the magnetic field (see Section 7). However, the polarization in the UV arising from these relatively large grains is insufficient to reproduce the observed polarization; the contribution of weakly aligned small silicate grains ($a < 0.05\mu\text{m}$) allows us to successfully reproduce the UV polarization.

If the excess UV polarization is indeed produced by small aligned grains, then why the alignment of this grain population increases, as it is required by higher $p(6\mu\text{m}^{-1})/p_{\text{max}}$, in the cases $\lambda_{\text{max}} < 0.55\mu\text{m}$?

Compared to the typical polarization curve of the ISM with $\lambda_{\text{max}} = 0.55\mu\text{m}$, we found that, for the cases with $\lambda_{\text{max}} < 0.55\mu\text{m}$, the alignment function of grains tends to shift to the smaller grain size, corresponding to the decrease of critical size of aligned grains a_{ali} . Thus, there exists some additional alignment of *intermediate size* grains ($a = 0.05 - 0.1\mu\text{m}$) by the same alignment mechanism as typical interstellar grains (most likely driven by RATs), which gives rise to shift the polarization curve to the shorter λ . At the same time, we found that the alignment of small grains $a < 0.05\mu\text{m}$ must be enhanced to reproduce the excess UV polarization. Thus, there seems to exist some correlation between the alignment of typical interstellar grains, which is most likely driven by RATs, and the alignment of small grains. Below, we discuss some possible reasons why this could happen.

If the enhanced alignment of small grains is induced by increased RATs due to nearby hot stars, then such a correlation is obvious. However, some stars that have the excess UV polarization do not exhibit excess thermal emission at $60\mu\text{m}$ (see Clayton et al. 1995). Interesting enough, the HD197770 star possesses an excess emission at $60\mu\text{m}$, but has actually a lower excess UV polarization (see Gaustad & van Buren 1993; Clayton et al. 1995). This indicates that dust along these sightlines with the excess UV polarization is actually not hotter than the dust along the stars without the excess. In addition, the amount of dust near the stars may be rather small compared to the total dust mass along the entire sightline, as suggested in (Clayton et al. 1995). Furthermore, if the enhanced alignment of small grains is caused by RATs, then the sharp transition in the alignment function at $a \sim 0.05\mu\text{m}$ for the best-fit models is unexpected because $f(a)$ should decrease monotonically from $a = 0.1\mu\text{m}$ to $a \sim 0.03 - 0.04\mu\text{m}$ as seen in the alignment function obtained for HD 197770. Therefore, the enhanced alignment of small grains by increased RATs may not be a dominant reason for the excess UV polarization.

If the enhanced alignment of small grains is induced by an increased magnetic field strength, then the correlation can be due to the following reasons.

First, the RAT alignment tends to increase with increasing magnetic field strength as paramagnetic alignment. Indeed, in the RAT alignment paradigm, we find that the increase of the paramagnetic relaxation can result in the increase of the fraction of grains aligned with high- J attractor points, which increases the degree of RAT alignment (Lazarian & Hoang 2007; Hoang & Lazarian 2008; Lazarian & Hoang 2008).

Second, the grain randomization due to the electric field acting on the electric dipole moment of grains that are accelerated by interstellar turbulence (Lazarian & Yan 2002; Yan & Lazarian 2003; Yan et al. 2004; Yan 2009; Hoang et al. 2012) is found to decrease

(i.e., the degree of RAT alignment is increased) when the magnetic field is increased. The effect of such a randomization is described in Weingartner (2006) and (Jordan & Weingartner 2009).⁹ For a weak magnetic field, the randomization is thought to be more important because the rate of Larmor precession is lower than the rate of dipole fluctuations. As the magnetic field increases, the RAT alignment is expected to increase because the Larmor precession frequency becomes larger, reducing the randomization effect by dipole fluctuations.

8.3. Measuring Magnetic Fields using the UV Polarization

Magnetic fields are no doubt important for numerous astrophysical processes, including star formation, transport and acceleration of cosmic rays, and accretion disks. Dust polarimetry proves being a useful technique to trace the magnetic field direction in molecular clouds, and when combined with the Chandrasekhar-Fermi (CF) technique (Chandrasekhar & Fermi 1953) one can measure the magnetic field strength.

While the variation of the local magnetic field direction along a sightline is usually referred to explain why the observed $p_{\max}/A(\lambda_{\max})$ is lower than its upper limit $p_{\max}/A(\lambda_{\max}) = 3\% \text{mag}^{-1}$, the effect of the magnetic field strength on the polarization curve has not been explored yet. The present study showed that the magnetic field strength can have important imprints on the observed polarization curves, particularly, it results in the excess UV polarization for cases $\lambda_{\max} < 0.55 \mu\text{m}$. Using this subtle effect, we can estimate the strength of interstellar magnetic fields.

Assuming the average ISRF and grain axial ratio $r = 2$, we find that, for the typical diffuse ISM with $\lambda_{\max} = 0.55 \mu\text{m}$, the magnetic field strength is estimated at $B \sim 10 \mu\text{G}$. This magnetic strength appears to be consistent with the Zeeman measurements (see Crutcher 2012 for a recent review). For the sightline with $\lambda_{\max} = 0.53 \mu\text{m}$ and $\lambda_{\max} = 0.51 \mu\text{m}$, the estimated magnetic fields are $B \sim 13 \mu\text{G}$ and $B = 16 \mu\text{G}$ (see Figure 13, upper). Therefore, the magnetic field tends to increase with the decreasing λ_{\max} . When the grain axial ratio $r = 1.5$ is considered, then the magnetic fields estimated for the selected sightlines would be higher.

Our above estimates for the magnetic field strength were carried out for the three idealized sightlines that have the optimal conditions for grain alignment, e.g., perpendicular magnetic field and perfect alignment of biggest grains. Therefore, the estimated magnetic fields correspond to the upper limits of the magnetic fields.

Moreover, the diffuse ISM is known to be turbulent, which is a leading cause for the variation of $p_{\max}/A(\lambda_{\max})$ for different sightlines (see Planck Collaboration et al. 2014). For some sightline having $p_{\max}/A(\lambda_{\max}) < 3\% \text{mag}^{-1}$ but the same λ_{\max} and $p(6 \mu\text{m}^{-1})/p_{\max}$ as our selected sightlines (i.e., $p_{\max}/A(\lambda_{\max}) = 3\% \text{mag}^{-1}$), the magnetic field strength would be similar to that with the maximum $p_{\max}/A(\lambda_{\max})$ if we assume the increase of $p_{\max}/A(\lambda_{\max})$ is due to the fluctuation of \mathbf{B} and that the biggest grains can still be perfectly aligned. The

reason for that is that the strength of \mathbf{B} depends on the Rayleigh reduction factor R , which is the same in two sightlines while the effective degree of alignment f changes as $f = R \cos^2 \xi$. If both the fluctuations of \mathbf{B} and unfavorable conditions of grain alignment responsible for lower $p_{\max}/A(\lambda_{\max})$, then the magnetic fields should be lower than the magnetic fields estimated for the idealized sightlines.

One of the important implications of this study is that it provides us a novel way to measure the strength of the magnetic field vector using three observational polarization parameters p_{\max} , λ_{\max} and $p(\text{UV})$. This technique is more useful for the sight lines with low λ_{\max} because the UV polarization is not too low compared to the p_{\max} . The presented method allows us to obtain a constraint on the strength of the total magnetic field, which is more advantageous than other methods that return the projected magnetic field only. It is also worth to mention that the usage of λ_{\max} as an input parameter for measuring B is cautious because of its complicated dependence on other parameters, including R_V and A_V (see Andersson & Potter 2007).

The present method for measuring magnetic fields makes use of the polarization data in UV wavelength range from the Wisconsin Ultraviolet Photo-Polarimeter Experiment (WUPPE), which is below the atmospheric cut-off ($\sim 0.3 \mu\text{m}$). Therefore, to apply this method for beyond WUPPE data set, new space/rocket missions would be needed.

8.4. Dependence of Inferred Magnetic fields on physical parameters

There exists a number of parameters that appear to affect the inferred magnetic field strength using the UV polarization.

First, grain geometry (i.e., asphericity) can affect the inferred magnetic fields. Our study considered two cases of oblate spheroidal grains with axial ratio $r = 2$ and $r = 1.5$. The latter grain shape has lower polarization cross-section C_{pol} , and the degree of alignment required to reproduce the observational data is higher, resulting in the stronger inferred magnetic fields.

Second, the grain temperature of small grains may also play an important role on the estimated magnetic field. Because the temperature of small dust grains determines the level of thermal fluctuations of grains axes with its angular momentum, which constrains the degree of internal alignment, our estimated magnetic field strengths based on the UV polarization should vary with the dust temperature chosen. Nevertheless, the temperature of small $\sim 0.01 \mu\text{m}$ grains is expected to be nearly stable in thermal equilibrium (see Draine 2003), so we expect the effect of grain temperature fluctuations plays a minor role for constraints of B field.

Third, the alignment of small grains is completely attributed to the paramagnetic alignment. Indeed, the alignment may be enhanced due to the additional effect of pinwheel torques (e.g., H_2 formation, see Andersson et al. 2013).

Fourth, our finding that the magnetic field tends to increase with the decreasing λ_{\max} is based on the assumption that the average ISRF (e.g., a_{ali}) is similar along the three sightlines. This assumption is valid for most of the sightlines with the excess UV polarization but do not ex-

⁹ We disagree with the conclusions of these studies, but accept the existence and potential importance of the randomization.

hibit excess thermal emission. For some sightlines with both the excess UV polarization and thermal emission, the magnetic field required to reproduce the observed polarization may not need to be increased.

Finally, when the strength of magnetic field is known, we can constrain the grain physical properties, such as grain geometry, using the UV polarization. Earlier studies (Kim & Martin 1995; Draine & Allaf-Akbari 2006; Draine & Fraisse 2009) and our present work show that a wide range of axial ratio of oblate spheroid can reproduce the observed extinction and polarization curves. However, grains with a small/large axial ratio (i.e. less/more elongated) will require a higher/lower degree of alignment of small grains, which corresponds to higher/lower magnetic fields, to reproduce the observed polarization. Thus, it is potential to constrain the grain geometry when the magnetic fields are known.

8.5. Resonance Paramagnetic Alignment of ultrasmall Grains and Polarization of Spinning Dust Emission

Hoang et al. (2013) showed that the 2175Å polarization bump of HD 197770 can be reproduced successfully by a model of aligned silicate plus weakly aligned PAHs. The alignment function for their best-fit model has peak of $R \cos^2 \xi \approx 0.004$ at $\sim 10\text{\AA}$. Accounting for the possible magnetic field orientation, assuming that the magnetic orientation results in $p_{\max}/A_V(\lambda_{\max}) < 3\%$ (the upper limit of $p_{\max}/A_V(\lambda_{\max})$ of this star, one obtain $R \approx 0.006$.

We computed exactly the degree of alignment for VSGs (e.g., PAHs) for different magnetic field and temperature. For the case $T_d = 60\text{ K}$, we found the peak alignment $R \sim 0.006$ for $B \sim 5\mu\text{G}$ (see Figure 6), which is equal to the alignment degree for the best-fit model in Hoang et al. (2013).

The question is why only HD 197770 posses the 2175Å polarization bump but other stars with the similar λ_{\max} do not?

It is noted that the possibility to observe the 2175Å polarization bump depends on both the alignment of PAHs and small silicate grains because the latter is responsible for the UV continuum polarization at $\lambda^{-1} > 5\mu\text{m}^{-1}$. If the alignment of small silicates is inefficient, then the bump can be detected due to high contrast. If the alignment of small silicate grains is considerable, the UV polarization produced by such grains tends to smooth out the bumpy polarization by PAHs, which makes the detection of 2175Å bump more difficult.

One interesting point in the polarization curve of HD 197770 is that its excess UV polarization is much lower than other stars with the same $\lambda_{\max} = 0.51\mu\text{m}$ (see Clayton et al. 1995). On the other hand, the HD 197770 has an excess emission at $60\mu\text{m}$, indicating that the radiation field is higher than the averaged ISRF and the dust is hotter than the typical ISM. Since hotter dust tends to reduce the alignment of small grains, the UV continuum polarization is reduced as well, favoring the detection of the 2175Å polarization bump.

A related issue is the alignment of carbonaceous grains and its consequence. PAHs are thought to have attachment of aliphatic structures to its surface, producing large carbonaceous grains (Kwok et al. 2011). However, the idea that PAHs can be weakly aligned by resonance

relaxation seems not to contradict with the unpolarized $3.4\mu\text{m}$ aliphatic features (Chiar et al. 2006). Indeed, if there is attachment of aliphatic structures to a PAH, the net size of aliphatic-PAH grain will increase, which makes the grain to rotate slower, assuming the same gas temperature. As a result, the alignment of the aliphatic-PAH grain by resonance relaxation would become negligible. The alignment of large carbonaceous grains by radiative torque may also be inefficient as discussed in a recent review by Lazarian et al. (2014).

8.6. Relating the UV polarization of starlight to spinning dust polarization

Based on the UV polarization of starlight, one can infer the degree of alignment of small grains. Since the alignment of small grains and ultrasmall grains is most likely induced by the same paramagnetic mechanism, we can derive the alignment of ultrasmall grains. Then, the polarization of spinning dust can be constrained using the inferred degree of alignment of VSGs (see Hoang et al. 2013).

9. SUMMARY

We calculated the degree of grain alignment by the Davis-Greenstein relaxation and resonance paramagnetic relaxation for subthermally rotating grains, and suggested a new way to constrain magnetic field strength using UV polarimetry. Our principal results can be summarized as follows.

1. The degrees of grain alignment by paramagnetic relaxation (classical Davis-Greenstein and resonance one) were calculated for both small grains ($a \sim 0.01\mu\text{m}$) and ultrasmall grains ($a \sim 0.001\mu\text{m}$). We found that the alignment of small grains is dominated by the D-G relaxation while the alignment of ultrasmall grains is dominated by the resonance relaxation. The degree of alignment for normal paramagnetic material in the typical ISM is rather low, e.g. a few percent. For the same temperature, ultrasmall grains appear to be more efficiently aligned than small grains, with the peak alignment around 10\AA due to the resonance relaxation. When accounting for the fact that the temperature of ultrasmall grains is higher with strong fluctuations, the degree of alignment of ultrasmall grains is reduced.
2. We derived the alignment functions that reproduce the observed polarization curves of the different peak wavelengths λ_{\max} . We identified that the optical and IR polarization characterized by λ_{\max} is mostly produced by RAT-aligned grains with sizes larger than $\sim 0.05\mu\text{m}$, while the UV polarization is produced by both the $a > 0.05\mu\text{m}$ grains and the $a < 0.05\mu\text{m}$ grains. The sightlines with lower λ_{\max} require the higher degrees of alignment of small grains to reproduce the observational data.
3. We showed that the excess UV continuum polarization relative to the Serkowski law for the sightlines with low λ_{\max} ($\lambda_{\max} < 0.55\mu\text{m}$) can be reproduced by the enhanced paramagnetic alignment of small silicate grains, which higher efficiency arises from the increased magnetic field strength.

4. We suggested a novel method to measure the strength of magnetic fields based on UV and optical polarization observations. Applying our technique for three sightlines with maximum polarization efficiency, we estimated the upper limit of magnetic field $B \sim 10\mu\text{G}$ for the typical diffuse ISM of $\lambda_{\text{max}} = 0.55\mu\text{m}$ and larger magnetic fields for the sightlines with $\lambda_{\text{max}} \leq 0.53\mu\text{m}$, assuming oblate spheroid with axial ratio $r = 2$ for interstellar grains and average ISRF. Higher magnetic fields are estimated if the oblate spheroid with axial ratio $r = 1.5$ is assumed. This technique is complementary to that by Chandrasekhar and Fermi for obtaining a reliable measure of interstellar magnetic fields using dust polarimetry.
5. We found that the degree of alignment of PAHs re-

quired to reproduce the 2175\AA polarization feature in HD197770 as derived in Hoang et al. (2013) can be fulfilled by resonance paramagnetic relaxation with the interstellar magnetic field $B \sim 5\mu\text{G}$.

We thank the anonymous referee for valuable comments and suggestions that improved our paper. T.H. is supported by Alexander von Humboldt Fellowship at the Ruhr-Universität Bochum. P.G.M. acknowledges the support from the Natural Sciences and Engineering Research Council of Canada (NSERC). A.L. acknowledges the financial support of NASA grant NNX11AD32G and the Center for Magnetic Self-Organization.

APPENDIX

A. COLLISIONAL DAMPING TIMES

The process of gas-grain collisions consists of the sticking collisions followed by the evaporation of molecules from the grain surface. In the grain frame of reference, the mean torque arising from the sticking collisions on an axisymmetric grain rotating around its symmetry axis $\hat{\mathbf{a}}_1$ tends to zero when averaged over grain revolving surface. On the other hand, the evaporation induces a non-zero mean torque, which is parallel to the rotation axis (see Roberge et al. 1993). The damping times for the rotation parallel and perpendicular to the grain symmetry axis $\hat{\mathbf{a}}_1$ were derived in Lazarian (1997). Basically, the collisional damping time for the rotation along an axis is given by

$$\frac{\langle \Delta J_i^b \rangle}{\Delta t} = -\frac{J_i^b}{\tau_{\text{H},i}} \text{ for } i = x, y, z, \quad (\text{A1})$$

where the superscript b indicates the grain body system $\hat{\mathbf{a}}_1\hat{\mathbf{a}}_2\hat{\mathbf{a}}_3$, x, y, z denote the components of J_i along $\hat{\mathbf{a}}_2\hat{\mathbf{a}}_3\hat{\mathbf{a}}_1$, $\tau_{\text{H},x} = \tau_{\text{H},y} \equiv \tau_{\text{H},\perp}$, and $\tau_{\text{H},z} = \tau_{\text{H},\parallel}$. $\tau_{\text{H},\parallel}$ and $\tau_{\text{H},\perp}$ are given by Equations (21) and (22).

Usually, we represent grain angular momentum J in units of the thermal angular momentum and the gaseous damping time. For oblate spheroid, the thermal angular momentum is given by

$$J_{\text{th}} = \sqrt{I_{\parallel} k_{\text{B}} T_{\text{gas}}} = \sqrt{\frac{8\pi\rho a^5 s}{15} k_{\text{B}} T_{\text{gas}}} \approx 5.89 \times 10^{-20} a_{-5}^{5/2} \hat{s}^{1/2} \hat{\rho}^{1/2} \hat{T}_{\text{gas}}^{1/2} \text{ g cm}^2 \text{ rad s}^{-1}, \quad (\text{A2})$$

where $\hat{s} = s/0.5$ with $s = a_1/a_2$ and $\hat{T}_{\text{gas}} = T_{\text{gas}}/100 \text{ K}$.

The thermal angular velocity is equal to

$$\omega_{\text{th}} = \left(\frac{2k_{\text{B}} T_{\text{gas}}}{I_{\parallel}} \right)^{1/2} \approx 1.85 \times 10^5 \hat{s}^{1/2} a_{-5}^{-5/2} \hat{T}_{\text{gas}}^{1/2} \hat{\rho}^{-1/2} \text{ s}^{-1}. \quad (\text{A3})$$

The geometrical factors in Equations (21) and (22) are given by

$$\Gamma_{\parallel} = \frac{3}{16} [3 + 4(1 - e^2)g(e) - e^{-2}(1 - (1 - e^2)^2)g(e)], \quad (\text{A4})$$

$$\Gamma_{\perp} = \frac{3}{32} [7 - e^2 + (1 - e^2)^2 g(e) + (1 - 2e^2)(1 + e^{-2}[1 - (1 - e^2)^2]g(e))], \quad (\text{A5})$$

where $e = \sqrt{1 - s^2}$ and

$$g_e = \frac{1}{2e} \ln \left(\frac{1 + e}{1 - e} \right). \quad (\text{A6})$$

B. DIFFUSION COEFFICIENTS FOR MAGNETIC ALIGNMENT

Davis & Greenstein (1951) derived the mean torque for rotational damping by paramagnetic relaxation. In dimensionless units of τ_{gas} , the drifting components in the inertial coordinate system are given by

$$A_{\text{m},x} = -Z(\theta)\delta_{\text{m}}J_x, \quad A_{\text{m},y} = -Z(\theta)\delta_{\text{m}}J_y, \quad A_{\text{m},z} = 0, \quad (\text{B1})$$

where $\delta_{\text{m}} = \tau_{\text{gas}}/\tau_{\text{m}}$ with τ_{m} being the magnetic alignment timescale due to paramagnetic and resonance paramagnetic relaxation given by Equation (50), and

$$Z(\theta) = 1 + (h - 1)\sin^2 \theta, \quad (\text{B2})$$

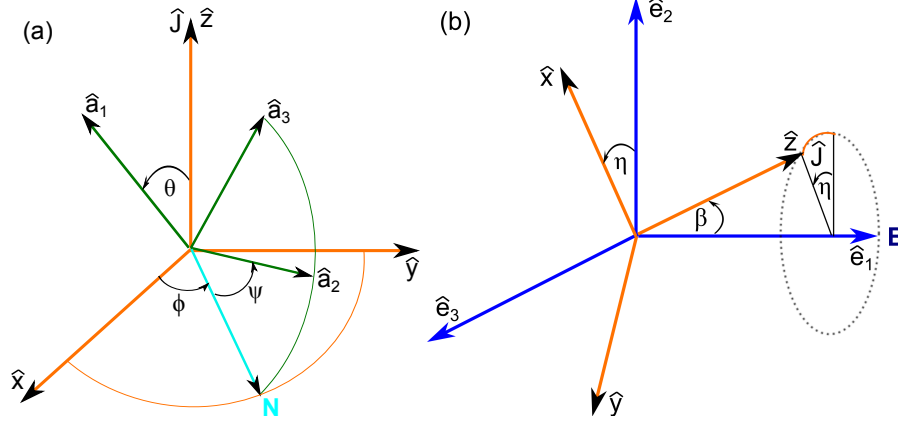


FIG. 14.— Coordinate systems used for calculations. (a): Orientation of grain principal axes in the coordinate system $\hat{x}\hat{y}\hat{z}$ with \hat{z} parallel to the grain angular momentum \mathbf{J} . (b): orientation of \mathbf{J} in the inertial coordinate system $\hat{e}_1\hat{e}_2\hat{e}_3$ with \hat{e}_1 parallel to the magnetic field \mathbf{B} .

is a correction term for the spheroidal grain shape from its sphere.

In addition to the rotational damping, the paramagnetic relaxation also induces rotational excitation, which is a direct result from the principle of detailed balance, i.e., the probability current at each point in phase space tends to vanish in thermal dynamic equilibrium (see Jones & Spitzer 1967; RL99). Thus, one can obtain the excitation coefficient as follows:

$$A_{m,x}f(J) - \frac{1}{2} \frac{\partial}{\partial J_x} (B_{m,xx}f(J)) = 0, \quad (\text{B3})$$

where $f = C \exp\left(\frac{ZJ^2}{2T_d/T_{\text{gas}}}\right)$ (see also Jones & Spitzer 1967).

Following RL99, one obtain, ¹⁰

$$B_{m,xx} = \frac{T_d}{T_{\text{gas}}}\delta_m, \quad B_{m,yy} = B_{m,xx}, \quad B_{m,zz} = 0. \quad (\text{B4})$$

C. TRANSFORMATION OF COORDINATE SYSTEMS

Damping coefficient $A_i = \langle \Delta J_i / \Delta t \rangle$ and diffusion coefficients $B_{ij} = \langle \Delta J_i \Delta J_j / \Delta t \rangle$ are usually derived in the body coordinate system, while we are interested in the evolution of grain angular momentum in the inertial coordinate system. Let us define an inertial coordinate system $\hat{e}_1\hat{e}_2\hat{e}_3$ in which the direction \mathbf{J} is described by the angle β between \mathbf{J} with $\hat{e}_1 \parallel \mathbf{B}$, and the azimuthal angle η (see Figure 14(b)). To obtain these coefficients in the lab coordinate system, we first transform the body system \hat{a}_i to the external system $\hat{x}\hat{y}\hat{z}$ (see 14(a)). Then, we perform the transformation from $\hat{x}\hat{y}\hat{z}$ system to the inertial system $\hat{e}_1\hat{e}_2\hat{e}_3$.

In the body system, the damping coefficients are given by

$$A_i^b = \left\langle \frac{\Delta J_i^b}{\Delta t} \right\rangle = -\frac{J_i}{\tau_{\text{gas},i}} - \frac{J_i^3}{\tau_{\text{ed},i}} \left(\frac{1}{3I_i k_B T_{\text{gas}}} \right), \quad (\text{C1})$$

where $\tau_{\text{gas},i} = F_{\text{tot},i} / \tau_{\text{H},\parallel}$ and $i = x, y, z$ with $z \parallel \hat{a}_1$.

The diffusion coefficients in the grain body system, $B_{ij}^b = \langle \Delta J_i^b \Delta J_j^b / \Delta t \rangle$ with $B_{ij}^b = 0$ for $i \neq j$ are related to the excitation coefficients as follows:

$$B_{zz}^b = B_{\parallel} = \frac{2I_{\parallel} k_B T_{\text{gas}}}{\tau_{\text{H},\parallel}} G_{\text{tot},\parallel}, \quad \text{and} \quad B_{xx}^b = B_{yy}^b = B_{\perp} = \frac{2I_{\perp} k_B T_{\text{gas}}}{\tau_{\text{H},\perp}} G_{\text{tot},\perp}. \quad (\text{C2})$$

The diffusion coefficients in the inertial system \hat{e}_i have components B_{11}, B_{22} and B_{33} , which are denoted by B_{zz}, B_{xx}, B_{yy} for consistency. Using the method in Lazarian (1997) to perform the transformations from the body system to inertial system, after averaging over the fast precession of the grain symmetry axis around angular momentum, we obtain

$$B_{zz} = B_{\parallel} \left(\frac{1}{2} \sin^2 \theta \sin^2 \beta + \cos^2 \theta \cos^2 \beta \right) + B_{\perp} \left(\frac{1}{2} [1 + \cos^2 \theta] \sin^2 \beta + \sin^2 \theta \cos^2 \beta \right), \quad (\text{C3})$$

$$B_{xx} = B_{\parallel} \left(\frac{1}{2} \sin^2 \theta [\cos^2 \eta + \sin^2 \eta \cos^2 \beta] + \cos^2 \theta \sin^2 \eta \sin^2 \beta \right) + B_{\perp} \left(\frac{1}{2} [1 + \cos^2 \theta] [\cos^2 \eta + \sin^2 \eta \cos^2 \beta] + \sin^2 \theta \sin^2 \eta \sin^2 \beta \right). \quad (\text{C4})$$

¹⁰ There is a typo in Eq. (3-21) of RL99 for which the correct form should not have the last term of $(T_d/T_{\text{gas}})\delta_m$. Our expres-

sions differ from those of RL99 by a factor 2 because we adopted the normalized units $J_{\text{th}} = (I_{\parallel} k_B T_{\text{gas}})^{1/2}$.

$$B_{yy} = B_{\parallel} \left(\frac{1}{2} \sin^2 \theta [\sin^2 \eta + \cos^2 \eta \cos^2 \beta] + \cos^2 \theta \sin^2 \eta \sin^2 \beta \right) + B_{\perp} \left(\frac{1}{2} [1 + \cos^2 \theta] [\sin^2 \eta + \cos^2 \eta \cos^2 \beta] + \sin^2 \theta \sin^2 \eta \sin^2 \beta \right) \quad (\text{C5})$$

where β is the angle between \mathbf{J} and $\hat{\mathbf{e}}_1$, and η is the azimuthal angle of \mathbf{J} in the inertial system $\hat{\mathbf{e}}_i$.

In the presence of fast internal fluctuations, we need to average the damping and diffusion coefficients over θ . Therefore, the terms containing θ in above equations are replaced by the averaged values, i.e., $\langle \cos^2 \theta \rangle = \int_0^{\pi} \cos^2 \theta f_{\text{LTE}}(J, \theta) \sin \theta d\theta$, $\langle \sin^2 \theta \rangle = \int_0^{\pi} \sin^2 \theta f_{\text{LTE}}(J, \theta) \sin \theta d\theta$.

In the presence of ambient magnetic field, the grain angular momentum precesses around \mathbf{B} on a timescale τ_{Lar} (Equation 13), which is short compared to the dynamical timescales due to gas bombardment, electric dipole emission, and IR emission. Therefore, one can average the damping and diffusion coefficients over the uniform distribution of the precession angle η . Thus, $\sin^2 \eta$ and $\cos^2 \eta$ are replaced by their averaged values equal to 1/2. In this case, our diffusion coefficients (Eqs C3-C5) become similar to those in (Lazarian 1997).

D. EXTINCTION AND POLARIZATION

D1. Dust Extinction and Polarization

To find the extinction and polarization of background starlight by interstellar grains, let us define an observer's coordinate system in which the sightline is directed along the Z -axis, and the X - and Y - axes constitute the sky plane. The polarization of starlight arising from the dichroic extinction by aligned grains in a cell of dZ is computed as

$$dp(\lambda) = \frac{d\tau_X - d\tau_Y}{2} = \int_{a_{\min}}^{a_{\max}} \frac{1}{2} (C_X - C_Y) (dn/da) da dZ, \quad (\text{D1})$$

where dn/da is the grain size distribution function with the lower and upper cutoff a_{\min} and a_{\max} , C_X and C_Y are the grain cross-section along the X - and Y - axes, respectively.

For the case of perfect internal alignment (i.e., grain symmetry axis $\hat{\mathbf{a}}_1$ perfectly aligned with its angular momentum), by transforming the grain's reference system to the observer's reference system and taking corresponding weights, we obtain

$$C_X = C_{\perp} - \frac{C_{\text{pol}}}{2} \sin^2 \beta, \quad (\text{D2})$$

$$C_Y = C_{\perp} - \frac{C_{\text{pol}}}{2} (2 \cos^2 \beta \cos^2 \xi + \sin^2 \beta \sin^2 \xi), \quad (\text{D3})$$

where ξ is the angle between the magnetic field assumed to be in the YZ plane and the sky plane, β is the angle between the grain angular momentum and the magnetic field, and $C_{\text{pol}} = C_{\parallel} - C_{\perp}$ is the polarization cross-section for oblate spheroidal grains. By convention, C_{\parallel} and C_{\perp} are the extinction cross-section for the electric field of incident radiation parallel and perpendicular to the grain symmetry axis, respectively.

The polarization efficiency then becomes

$$C_X - C_Y = C_{\text{pol}} \frac{(3 \cos^2 \beta - 1)}{2} \cos^2 \xi. \quad (\text{D4})$$

Taking the average of $C_X - C_Y$ over the distribution of the alignment angle β , it yields

$$C_X - C_Y = C_{\text{pol}} \langle Q_J \rangle \cos^2 \xi, \quad (\text{D5})$$

where $Q_J = \langle G_J \rangle$ is the ensemble average of $G_J = (3 \cos^2 \beta - 1)/2$ that describes the alignment of grain angular momentum with the ambient magnetic field.

When the internal alignment is not perfect, following the similar procedure, we obtain

$$C_X - C_Y = C_{\text{pol}} \langle Q_J Q_X \rangle \cos^2 \xi \equiv C_{\text{pol}} R \cos^2 \xi, \quad (\text{D6})$$

where $R = \langle Q_J Q_X \rangle$ is the Rayleigh reduction factor (see also RL99).

Let $f = R \cos^2 \xi$ be the effective degree of grain alignment. Thus, for the case of perpendicular magnetic field, i.e., \mathbf{B} lies on the sky plane $f = R$, Equation (D6) simply becomes $C_X - C_Y = C_{\text{pol}} f$.

Plugging in Equation (D6) into this above equation, we obtain

$$p(\lambda) = \int dZ \sum_{j=\text{carb, sil}} \int_{a_{\min}}^{a_{\max}} \frac{1}{2} C_{\text{pol}}^j f^j(a) (dn^j/da) da, \quad (\text{D7})$$

where $f^j(a)$ denotes the alignment function of grain specie j of size a .

The extinction in units of magnitude is defined by

$$A(\lambda) = 2.5 \log_{10} \left(\frac{F_{\lambda}^{\text{obs}}}{F_{\lambda}^{\star}} \right),$$

$$= 1.086\tau_\lambda = 1.086 \int dZ \sum_{j=\text{carb,sil}} \int_{a_{\min}}^{a_{\max}} C_{\text{ext}}^j (dn^j/da) da, \quad (\text{D8})$$

where F_λ^* is the intrinsic flux from the star, $F_\lambda^{\text{obs}} = F_\lambda^* e^{-\tau_\lambda}$ is the observed flux, and τ_λ is the optical depth.

Frequently, it is more convenient to represent the polarization (extinction) through the polarization (extinction) cross-section. Hence, the above equations can be rewritten as

$$p(\lambda) = \sigma_{\text{pol}}(\lambda) \times N_{\text{H}}, \quad (\text{D9})$$

$$A(\lambda) = \sigma_{\text{ext}}(\lambda) \times N_{\text{H}}, \quad (\text{D10})$$

where $N_{\text{H}}(\text{cm}^{-2})$ is the column density and σ_{ext} and σ_{pol} in units of $\text{cm}^2 \text{H}^{-1}$ are the dust extinction cross-section and dust polarization cross-section, respectively.

We take $C_{\text{ext}}(a, \lambda)$ and $C_{\text{pol}}(a, \lambda)$ computed for silicate and carbonaceous grains in [Hoang et al. \(2013\)](#).

E. NONLINEAR LEAST CHI-SQUARE FITTING

Following [Kim & Martin \(1995\)](#), we find the grain size distribution and alignment function by minimizing an objective function χ^2 , which is constructed as follows:

$$\chi^2 = \chi_{\text{ext}}^2 + \chi_{\text{pol}}^2 + \chi_{\text{con}}^2, \quad (\text{E1})$$

where

$$\chi_{\text{ext}}^2 = w_{\text{ext}} \sum_{i=0}^{N_\lambda-1} [A_{\text{mod}}(\lambda_i) - A_{\text{obs}}(\lambda_i)]^2, \quad (\text{E2})$$

$$\chi_{\text{pol}}^2 = w_{\text{pol}} \sum_{i=0}^{N_\lambda-1} [p_{\text{mod}}(\lambda_i) - p_{\text{obs}}(\lambda_i)]^2, \quad (\text{E3})$$

with w_{ext} and w_{pol} being the fitting weights for the extinction and polarization, respectively. Here, the summation is performed over N_λ wavelength bins. For this study, we adopt $N_a = 100$ size bins from $a = 3.56 \text{ \AA}$ to $1 \mu\text{m}$ and $N_\lambda = 100$ from $\lambda = 0.125 \mu\text{m}$ to $2.5 \mu\text{m}$. The last term $\chi_{\text{con}}^2 = \sum \Psi^2$ contains the constraints of the fitting model, which are similar to Equations (A5)-(A9) in [Draine & Allaf-Akbari \(2006\)](#). Below we provide them here for consistency.

$$\Psi_{2N_\lambda+j+2} = \frac{\alpha_5}{(N_a - 1)^{1/2}} \left(\min \left[\left(\frac{d \ln f}{du} \right)_{j+1/2}, 0 \right] \right)^2, \quad (\text{E4})$$

$$\Psi_{2N_\lambda+N_a+2} = \alpha_6 \max [f(a_{N_a}) - 1, 0]^2, \quad (\text{E5})$$

$$\Psi_{2N_\lambda+N_a+1+j} = \frac{\alpha_7}{(N_a - 1)^{1/2}} \left(\frac{d^2 y_{\text{sil}}}{du^2} \right), a = a_j, j = 2, \dots, N_a - 1, \quad (\text{E6})$$

$$\Psi_{2N_\lambda+2N_a-1+j} = \frac{\alpha_8}{(N_a - 1)^{1/2}} \left(\frac{d^2 y_{\text{carb}}}{du^2} \right), a = a_j, j = 2, \dots, N_a - 1, \quad (\text{E7})$$

$$\Psi_{2N_\lambda+3N_a-3+j} = \frac{\alpha_9}{(N_a - 1)^{1/2}} \left(\frac{d^2 \ln f}{du^2} \right), a = a_j, j = 2, \dots, N_a - 1, \quad (\text{E8})$$

$$\Psi_{2N_\lambda+3N_a-3+j} = \frac{\alpha_9}{(N_a - 1)^{1/2}} \left(\frac{d^2 \ln f}{du^2} \right), a = a_j, j = 2, \dots, N_a - 1, \quad (\text{E9})$$

where $du = \ln a_{j+1} - \ln a_j$, $(df/du)_{j+1/2} = (f_{j+1/2} - f_j) / \Delta u$ and $(d^2 f/du^2)_j = (f_{j+1} + f_{j-1} - 2f_j) / (\Delta u)^2$, and $\alpha_5 - \alpha_9$ are weights, which are quite arbitrary.

The objective functions for extinction and polarization are different from those of [Draine & Allaf-Akbari \(2006\)](#) in a sense that our objective functions are constructed from the difference between the model and observation.

We find the minimum χ^2 using the Monte-Carlo direct search method in which the fitting process is iterated until the convergence criterion is achieved.

REFERENCES

- Andersson, B.-G., Pintado, O., Potter, S. B., Straizys, V., & Charcos-Llorens, M. 2011, *A&A*, 534, 19
 Andersson, B.-G., & Potter, S. B. 2007, *ApJ*, 665, 369
 Andersson, B.-G., Piirola, V., De Buizer, J., et al. 2013, *ApJ*, 775, 84
 Barnett, S. J. 1915a, *Science*, 42, 163
 Barnett, S. J. 1915b, *Physical Review*, 6, 239
 Cardelli, J. A., Clayton, G. C., & Mathis, J. S. 1989, *ApJ*, 345, 245
 Chandrasekhar, S., & Fermi, E. 1953, *ApJ*, 118, 113
 Chiar, J. E., Adamson, A. J., Whittet, D. C. B., et al. 2006, *ApJ*, 651, 268
 Cho, J., & Lazarian, A. 2005, *ApJ*, 631, 361

- Clayton, G. C., Wolff, M. J., Allen, R. G., & Lupie, O. L. 1995, *ApJ*, 445, 947
- Clayton, G. C., Anderson, C. M., Magalhaes, A. M., et al. 1992, *ApJ*, 385, L53
- Crutcher, R. M. 2012, *ARA&A*, 50, 29
- Davis, L. J., & Greenstein, J. L. 1951, *ApJ*, 114, 206
- Dolginov, A. Z., & Mitrofanov, I. G. 1976, *Ap&SS*, 43, 291
- Dolginov, A. Z., & Mytrophanov, I. G. 1976, *Ap&SS*, 43, 257
- Draine, B. 1989, in *Interstellar Dust: Proceedings of the 135th Symposium of the International Astronomical Union*, 313
- Draine, B. T. 1996, in *Astronomical Society of the Pacific Conference Series*, Vol. 97, *Polarimetry of the Interstellar Medium*, ed. W. G. Roberge & D. C. B. Whittet, 16
- Draine, B. T. 2003, *ARA&A*, 41, 241
- Draine, B. T., & Allaf-Akbari, K. 2006, *ApJ*, 652, 1318
- Draine, B. T., & Fraisse, A. A. 2009, *ApJ*, 696, 1
- Draine, B. T., & Lazarian, A. 1998, *ApJ*, 508, 157
- Draine, B. T., & Lazarian, A. 1999, *ApJ*, 512, 740
- Draine, B. T., & Li, A. 2007, *ApJ*, 657, 810
- Draine, B. T., & Weingartner, J. C. 1996, *ApJ*, 470, 551
- Draine, B. T., & Weingartner, J. C. 1997, *ApJ*, 480, 633
- Duley, W. W., Jones, A. P., & Williams, D. A. 1989, *MNRAS*, 236, 709
- Gaustad, J. E., & van Buren, D. 1993, *PASP*, 105, 1127
- Guhathakurta, P., & Draine, B. T. 1989, *ApJ*, 345, 230
- Hall, J. S. 1949, *Science*, 109, 166
- Hecht, J. H. 1986, *ApJ*, 305, 817
- Hiltner, W. A. 1949, *Nature*, 163, 283
- Hoang, T., Draine, B. T., & Lazarian, A. 2010, *ApJ*, 715, 1462
- Hoang, T., & Lazarian, A. 2008, *MNRAS*, 388, 117
- Hoang, T., & Lazarian, A. 2009a, *ApJ*, 697, 1316
- Hoang, T., & Lazarian, A. 2009b, *ApJ*, 695, 1457
- Hoang, T., & Lazarian, A. 2014, *MNRAS*, 438, 680
- Hoang, T., Lazarian, A., & Draine, B. T. 2011, *ApJ*, 741, 87
- Hoang, T., Lazarian, A., & Martin, P. G. 2013, *ApJ*, 779, 152
- Hoang, T., Lazarian, A., & Schlickeiser, R. 2012, *ApJ*, 747, 54
- Jones, R. V., & Spitzer, L. 1967, *ApJ*, 147, 943
- Jones, T. J., Klebe, D., & Dickey, J. M. 1992, *ApJ*, 389, 602
- Jordan, M. E., & Weingartner, J. C. 2009, *MNRAS*, 400, 536
- Kim, S.-H., & Martin, P. G. 1995, *ApJ*, 444, 293
- Kogut, A., Banday, A. J., Bennett, C. L., et al. 1996, *ApJ*, 460, 1
- Kwok, S., Kwok, S., Zhang, Y., & Zhang, Y. 2011, *Nature*, 479, 80
- Lazarian, A. 1994, *MNRAS*, 268, 713
- Lazarian, A. 1997, *MNRAS*, 288, 609
- Lazarian, A. 2003, *J. Quant. Spectrosc. Rad. Trans.*, 79, 881
- Lazarian, A. 2007, *J. Quant. Spectrosc. Rad. Trans.*, 106, 225
- Lazarian, A., & Draine, B. T. 1997, *ApJ*, 487, 248
- Lazarian, A., & Draine, B. T. 1999a, *ApJ*, 520, L67
- Lazarian, A., & Draine, B. T. 1999b, *ApJ*, 516, L37
- Lazarian, A., & Draine, B. T. 2000, *ApJ*, 536, L15
- Lazarian, A., & Hoang, T. 2007, *MNRAS*, 378, 910
- Lazarian, A., & Hoang, T. 2008, *ApJ*, 676, L25
- Lazarian, A., & Roberge, W. G. 1997, *ApJ*, 484, 230
- Lazarian, A., & Yan, H. 2002, *ApJ*, 566, L105
- Leitch, E. M., Readhead, A. C. S., Pearson, T. J., & Myers, S. T. 1997, *ApJL*, 486, L23
- Li, A., & Draine, B. T. 2001, *ApJ*, 554, 778
- Li, A., & Greenberg, J. M. 2003, in *In: Solid state astrochemistry. Proceedings of the NATO Advanced Study Institute on Solid State Astrochemistry*, 37–84
- Martin, P. G. 1971, *MNRAS*, 153, 279
- Martin, P. G. 2007, in *EAS Publications Series*, Vol. 23, *EAS Publications Series*, ed. M.-A. Miville-Deschênes & F. Boulanger, 165–188
- Martin, P. G., Clayton, G. C., & Wolff, M. J. 1999, *ApJ*, 510, 905
- Mathis, J. S., Mezger, P. G., & Panagia, N. 1983, *A&A*, 128, 212
- Morrish, A. H. 1980, *The Physical Principles of Magnetism* (Huntingdon:Krieger)
- O'Donnell, J. E. 1994, *ApJ*, 422, 158
- Papoular, R., Guillois, O., Nenner, I., et al. 1995, *Planetary and Space Science*, 43, 1287
- Planck Collaboration, Ade, P. A. R., Aghanim, N., et al. 2014, *arxiv:1405.0871*, 871
- Purcell, E. M. 1969, *Physica*, 41, 100
- Purcell, E. M. 1979, *ApJ*, 231, 404
- Purcell, E. M., & Spitzer, L. J. 1971, *ApJ*, 167, 31
- Roberge, W. G. 1997, *MNRAS*, 291, 345
- Roberge, W. G., Degraff, T. A., & Flaherty, J. E. 1993, *ApJ*, 418, 287
- Roberge, W. G., & Lazarian, A. 1999, *MNRAS*, 305, 615
- Sakata, A., Wada, S., Tokunaga, A. T., & Narisawa, T. 1995, *Planetary and Space Science*, 43, 1223
- Schnaiter, M., Mutschke, H., Henning, T., et al. 1996, *ApJL*, 464, L187
- Serkowski, K., Mathewson, D. S., & Ford, V. L. 1975, *ApJ*, 196, 261
- Spitzer, L., & McGlynn, T. A. 1979, *ApJ*, 231, 417
- Stecher, T. P., & Donn, B. 1965, *ApJ*, 142, 1681
- Weingartner, J. C. 2006, *ApJ*, 647, 390
- Weingartner, J. C., & Draine, B. T. 2001, *ApJ*, 548, 296
- Whittet, D. C. B., Hough, J. H., Lazarian, A., & Hoang, T. 2008, *ApJ*, 674, 304
- Whittet, D. C. B., Martin, P. G., Hough, J. H., et al. 1992, *ApJ*, 386, 562
- Wilking, B. A., Lebofsky, M. J., Kemp, J. C., Martin, P. G., & Rieke, G. H. 1980, *ApJ*, 235, 905
- Yan, H. 2009, *MNRAS*, 397, 1093
- Yan, H., & Lazarian, A. 2003, *ApJ*, 592, L33
- Yan, H., Lazarian, A., & Draine, B. T. 2004, *ApJ*, 616, 895