

# *Distance Closures on Complex Networks*

Tiago Simas<sup>1</sup> and Luis M. Rocha<sup>1,2,3</sup>

<sup>1</sup>Cognitive Science Program, Indiana University, Bloomington, IN 47406, USA

<sup>2</sup>Center for Complex Networks and Systems, School of Informatics & Computing,  
Indiana University, Bloomington, IN 47406, USA

<sup>3</sup>Instituto Gulbenkian de Ciencia, Oeiras, Portugal

---

## Abstract

To expand the toolbox available to network science, we study the isomorphism between distance and Fuzzy (proximity or strength) graphs. Distinct transitive closures in Fuzzy graphs lead to closures of their isomorphic distance graphs with widely different structural properties. For instance, the All Pairs Shortest Paths (APSP) problem, based on the Dijkstra algorithm, is equivalent to a metric closure, which is only one of the possible ways to calculate shortest paths in weighted graphs. We show that different closures lead to different distortions of the original topology of weighted graphs. Therefore, complex network analyses that depend on the calculation of shortest paths on weighted graphs should take into account the closure choice and associated topological distortion. We characterise the isomorphism using the max-min and Dombi disjunction/conjunction pairs. This allows us to: (1) study alternative distance closures, such as those based on diffusion, metric, and ultra-metric distances; (2) identify the operators closest to the metric closure of distance graphs (the APSP), but which are logically consistent; and (3) propose a simple method to compute alternative distance closures using existing algorithms for the APSP. In particular, we show that a specific diffusion distance is promising for community detection in complex networks, and is based on desirable axioms for logical inference or approximate reasoning on networks; it also provides a simple algebraic means to compute diffusion processes on networks. Based on these results, we argue that choosing different distance closures can lead to different conclusions about indirect associations on network data, as well as the structure of complex networks, and are thus important to consider.

---

## Contents

<b>1</b>	<b>Introduction</b>	2
<b>2</b>	<b>Background</b>	3
2.1	Complex networks	3
2.2	Fuzzy Graphs and Transitive Closure	4
2.3	Representing and Fusing Knowledge in proximity networks	7
2.4	Semi-metric behavior in distance networks	9
2.5	Computing Semi-metric pairs: metric closure	11
<b>3</b>	<b>General distance closure</b>	13
3.1	Proximity to Distance Isomorphism	13
3.2	Convergence of Distance Closures	18
<b>4</b>	<b>Shortest-path (<math>\forall = \text{maximum}</math>) closures</b>	18
4.1	Metric Closure	19

2	<i>Tiago Simas &amp; Luis M. Rocha</i>	
4.2	Generalized Metric Closure and Shortest Path Length with APSP/Dijkstra	20
4.3	Ultra-Metric Closure	21
<b>5</b>	<b>Diffusion Distance (Dombi Transitive) Closure</b>	24
5.1	Axiomatics of Distance Closure and Network Approximate Reasoning	24
5.2	Diffusion Closure	28
5.3	Applying $n$ -Diffusion	32
<b>6</b>	<b>Conclusions</b>	38
	<b>References</b>	39
<b>A</b>	<b>Mathematical Background</b>	44
A.1	A brief overview on Fuzzy Sets Theory	44
A.2	Algebraic Structures Basics	48
<b>B</b>	<b>Proofs to the theorems</b>	50
<b>C</b>	<b>Optimal Dombi T-Norm for a characteristic path length</b>	55
<b>D</b>	<b>Community Structure in Example Networks</b>	59

## 1 Introduction

The majority of research on complex networks treats interactions as binary edges in graphs, even though interactions in real networks exhibit a wide range of intensities or strengths. The varying strength nature of many, if not most, real networks has lead us towards a more recent drive to study complex networks as weighted graphs (Newman, 2001a; Barrat et al., 2004b; Wang et al., 2005; Goh et al., 2005). Certainly this shift towards weighted graphs as models of complex networks is welcomed. However, there is still much to do to bring decades of research on weighted graphs to bear on the field of complex networks. One field, in particular, that has accumulated substantial knowledge about weighted graphs is the field of Fuzzy Set Theory (Klir and Yuan, 1995).

While the Fuzzy Set community has focused extensively on the mathematical characteristics of weighted graphs and how to compute with them (Mordeson and Nair, 2000), it has not focused much on developing models of the general principles that explain the structure and dynamics of complex networks obtained from empirical data. Conversely, the complex networks community has paid relatively little attention to the mathematics of weighted graphs.

We argue that the field of complex networks can particularly profit from learning more about the algebraic characteristics of various ways to compute the *transitive closure* of weighted graphs obtained from real data. The concept of transitive closure is important because it allows us to identify not only transitive cliques in a network, but also indirectly related items; that is, those for which we do not possess direct co-occurrence data, but which may be strongly related via short indirect paths. Extraction of indirectly related items is important for automatic inference in many problems such as recommender systems, text mining, information retrieval, and prediction of online social behavior. In particular, for these problems, we have previously shown that pairs of items for which we do not have direct co-occurrence data, but which are strongly related via indirect paths possess a higher probability of direct co-occurrence in the future (Rocha, 2002b; Rocha et al., 2005; Simas and Rocha, 2012). Interestingly, unlike standard binary or crisp graphs, in weighted graphs

there is an infinite number of ways to compute transitive closure, and therefore, to compute indirect associations in the data. This means that we should be aware of the effects of different forms of *transitivity* of complex networks modeled as weighted graphs.

Our analysis is based on an *isomorphism* between fuzzy (proximity/strength) and distance graphs, whereby transitive closure is isomorphic to the concept of *distance closure*, out of which many alternative measures of indirect association in network data, including (shortest) path length, ensue. For instance, Dijkstra's algorithm (Dijkstra, 1959) is ubiquitously used in the field of complex networks to compute shortest paths. As we show below, this algorithm leads to the very intuitive *metric closure* of a distance graph. However, via the isomorphism, we show that it is equivalent to a transitive closure based on a pair of logical operations that does not satisfy De Morgan's laws for any involutive complement. These are undesirable axiomatic features if one is interested in reasoning logically about knowledge represented in complex networks (see below).

The isomorphism allows us to study how alternative distance/transitive closures impose a different *distortion* of the topology of the original network—e.g. the metric closure (Dijkstra algorithm) enforces a metric topology on a distance graph. Moreover, it allows us to obtain alternative closures and thus alternative ways to compute indirect associations in complex networks with ideal axiomatic features. Indeed, different distance closures lead to different ways of computing path length, which is a fundamental building block of the network science methodology, used to compute shortest paths, community structure, etc. Here, in addition to the metric closure, we study the *ultra-metric* and a *diffusion distance* closure which, unlike the former, possess desirable axiomatic features for reasoning about knowledge stored in networks. While the ultra-metric closure distorts the original network topology more than the metric closure, the diffusion distance closure is defined such that items in communities are brought closer together, and items in bridges are put relatively further apart as closure is computed. Therefore, our algebraic algorithm to compute the distance closure of weighted graphs, also provides an alternative and promising means to study diffusion processes on networks.

## 2 Background

### 2.1 Complex networks

In the last few years, much work has been done to understand the general mechanisms that influence the growth and dynamics of *complex networks*, understood as systems of variables that are related to one another via some mechanism. Examples of such relations are: interactions between physical objects (e.g. suppliers and consumers in an electrical grid), social ties (e.g. friendship and trust between people), associations and correlations in data (e.g. gene regulation and phenotypic traits), and many others. While there are more sophisticated mathematical methods to model multivariate interactions (e.g. hypergraphs and relations (Klamt et al., 2009; Klir and Yuan, 1995; Mordeson and Nair, 2000)), the structure and dynamics of *complex networks* have been mostly studied using graph theory (Wasserman and Faust, 1994; Watts and Strogatz, 1998; Barabasi and Albert, 1999; Pastor-Satorras and Vespignani, 2004; Dorogovtsev and Mendes, 2003; Bornholdt and Schuster, 2003). Indeed, graphs have been used to model the Internet (Pastor-Satorras and Vespig-

nani, 2004), the World Wide Web (Albert and Barabasi, 2002), collaboration networks (Barrat et al., 2004a; Newman, 2001b), biological networks (Oltvai and Barabasi, 2002), and many other types of multivariate interactions.

The majority of research on complex networks treats interactions as binary or crisp edges in graphs, even though interactions in real networks often exhibit a wide range of intensities or strengths. For instance, the structure of web site access clearly depends on heterogeneous amounts of traffic (Pastor-Satorras and Vespignani, 2004). The same applies to air-transportation and scientific collaboration networks (Barrat et al., 2004a; Börner et al., 2005). The intensity of friendship (or familiarity) among people was also shown to be a factor in the speed of epidemic spread (Yan et al., 2005). The varying strength nature of many, if not most, real networks have lead towards a more recent drive to study complex networks as weighted graphs (Newman, 2001a; Barrat et al., 2004b; Wang et al., 2005; Goh et al., 2005).

Certainly this shift towards weighted graphs as models of complex networks is welcomed. However, there is still much to do to bring decades of research on weighted graphs to bear on the field of complex networks. This is particularly true when it comes to building informatics technology for the Web (e.g. recommender systems and text mining (Simas and Rocha, 2012; Verspoor et al., 2005; Abi-Haidar et al., 2008)), or predicting social behavior online (Monge and Contractor, 2003). Indeed, much work on weighted graphs has been developed in the past decades in the context of database research (Shenoi and Melton, 1989), information retrieval (Miyamoto, 1990), filtering (Golbeck et al., 2003), and social networking (Pujol et al., 2002). Fuzzy Set Theory (Zadeh, 1965; Klir and Yuan, 1995), in particular, has accumulated substantial knowledge about Fuzzy graphs (Mordeson and Nair, 2000), a type of weighted graph we summarize next.

## 2.2 Fuzzy Graphs and Transitive Closure

A  $n$ -ary relation,  $R$ , between  $n$  sets  $X_1, X_2, \dots, X_n$ , assigns a value,  $r$ , to elements,  $\mathbf{x} = (x_1, x_2, \dots, x_n)$ , of the Cartesian product of these sets:  $X_1 \times X_2 \times \dots \times X_n$ . The value  $r$  signifies how strongly the elements (or variables)  $x_i$  of the  $n$ -tuple  $\mathbf{x}$  are related or associated to one another ((Klir and Yuan, 1995) page 119). When  $r \in [0, 1]$ ,  $R$  is known as a *fuzzy relation* (Klir and Yuan, 1995), and when  $n = 2$  as a *binary fuzzy relation*. Binary fuzzy relations,  $R(X, Y)$ , can be easily represented by adjacency matrices of dimension  $n \times m$ , where  $n$  and  $m$  are the number of elements of  $X$  and  $Y$  respectively. Examples of relevant binary relations are: keywords  $\times$  documents, users  $\times$  web pages, authors  $\times$  citations, etc.

Binary fuzzy relations defined on a single set of variables,  $R(X, X)$ , are also known as *fuzzy graphs*—a kind of weighted graph where the edges weights are defined in the unit interval. In other words, the network of interactions amongst a set of variables  $X$  is conceptualized as a binary fuzzy relation of the set with itself. In general, the weights are unconstrained, but they can also be constrained to accommodate a probability mass function or other restrictions.

A large edge weight between two elements in a fuzzy graph denotes a strong association or interaction between them. But what about a pair of elements that have weak links to one another, but have strong links with the same *other* elements? Should we infer that the pair of elements is strongly related via indirect associations, that is, from *transitivity*?

To study the transitivity of a fuzzy graph, we need to compute the strength of interaction between any two nodes given all possible indirect paths between them. There are, however, infinite ways to integrate numerically the weights in the indirect paths. Menger (Menger, 1942) first generalized transitivity criteria in the context of probabilistic metric spaces. To do this, *triangular norm* (T-Norm) binary operations were introduced. Later, Zadeh imported the concept of T-Norms to generalize logical operations in multi-valued logics such as Fuzzy logic (Zadeh, 1965; Zadeh, 1999). A *T-Norm*  $\wedge : [0, 1] \times [0, 1] \rightarrow [0, 1]$ , is a binary operation with the properties of commutativity ( $a \wedge b = b \wedge a$ ), associativity ( $a \wedge (b \wedge c) = (a \wedge b) \wedge c$ ), and monotonicity ( $a \wedge b \leq c \wedge d$  iff  $a \leq c$  and  $b \leq d$ ). Moreover, 1 is its identity element ( $a \wedge 1 = a$ ). In other words, the algebraic structure  $([0, 1], \wedge)$  is a monoid (Gondran and Minoux, 2007). A T-Norm generalizes *conjunction* in logic to deal with real values in the unit interval ( $a, b \in [0, 1]$ ), see details in (Klir and Yuan, 1995). Similarly, a *T-Conorm*  $\vee$  generalizes *disjunction* and has the same properties as a T-Norm, but 0 is its identity element ( $a \vee 0 = a$ ) (Klir and Yuan, 1995). Therefore, the algebraic structure  $([0, 1], \vee)$  is also a monoid (Gondran and Minoux, 2007). To obtain *dual* T-Norm/T-Conorm pairs, we can derive a T-Conorm from a T-Norm via a generalization of De Morgan's laws:  $a \vee b = 1 - ((1 - a) \wedge (1 - b))$ .

To integrate all indirect paths between every pair of nodes in a fuzzy graph, we can now use the *composition of fuzzy graphs*, based on a pair of T-Conorm and T-Norm binary operations,  $(\vee, \wedge)$ , which form the algebraic structure  $([0, 1], \wedge, \vee)$ . Notice that this structure is not necessarily a semiring on the unit interval (Gondran and Minoux, 2007) and can be more or less constrained to obtain desirable properties (see below). The composition of fuzzy graphs is done via the logical composition of the graph's adjacency matrix with itself ( $R \circ R$ ), in much the same way as the algebraic product of matrices, except that summation and multiplication are substituted by the T-Conorm and T-Norm, respectively (Klir and Yuan, 1995; Klement et al., 2004): For any disjunction/conjunction (T-Conorm/T-Norm) pair  $(\vee, \wedge)$ , the general composition of fuzzy graphs is:

$$R \circ R = \bigvee_k \bigwedge (r_{ik}, r_{kj}) = r'_{ij}$$

where  $r_{ij}$  denotes  $R(x_i, x_j)$ , the weight of the edge between vertices  $x_i$  and  $x_j$  of fuzzy graph  $R$ . The most commonly used operations for disjunction and conjunction are the *maximum* and *minimum*, respectively. Thus, the standard composition of fuzzy graphs is referred to as the *max-min composition*:

$$R \circ R = \max_k \min(r_{ik}, r_{kj}) = r'_{ij}$$

The *transitive closure*  $R^T(X, X)$  of a fuzzy graph  $R(X, X)$  can now be defined as:

$$R^T = \bigcup_{n=1}^{\kappa} R^n \quad (1)$$

where  $R^n = R \circ R^{n-1}$ , for  $n = 2, 3, \dots$ , and  $R^1 = R$  (Klir and Yuan, 1995). Furthermore, the union of two graph adjacency matrices of the same size,  $R \cup S$ , is defined by the disjunction of their respective entries:  $r_{ij} \vee s_{ij}$ ,  $\forall i, j$ , where  $\vee$  denotes the same T-Conorm used in the

composition. In the most general case,  $\kappa \rightarrow \infty$  (Gondran and Minoux, 2007), but with reasonable constrains (see below), the transitive closure of finite graph converges for a finite  $\kappa$ .

Since different T-Conorm/T-Norm pairs can be employed in the composition of fuzzy graphs, different criteria for transitivity can be established—a key concept in our work. Let us exemplify with the most commonly used form of transitivity in fuzzy graphs, using the traditional disjunction/conjunction (T-Conorm/T-Norm) pair ( $\vee = \text{maximum}$ ,  $\wedge = \text{minimum}$ ). A fuzzy graph  $R(X, X)$  is *max-min transitive* iff:

$$r_{ij} \geq \max_{\forall x_k \in X} \min[r_{ik}, r_{kj}], \forall x_i, x_j \in X$$

This definition generalizes the transitive property of crisp graphs, which requires that nodes  $x_i$  and  $x_j$  be linked ( $r_{ij} = 1$ ) if  $x_i$  is linked to  $x_k$  and  $x_k$  to  $x_j$  ( $r_{ik} = r_{kj} = 1$ ). In contrast, the (max-min) fuzzy transitivity requires that edge  $r_{ij}$  is at least as large as the maximum of the weakest links (minimum edges) in each possible indirect path via some node  $x_k$ . In other words, we compute the possible indirect paths between nodes  $x_i$  and  $x_j$  via  $x_k$ , and identify the weakest edge in each path. Then, from all these indirect paths, we choose the one with the largest weakest edge. Given eq. 1, this is done not just for a single intermediary node  $x_k$ , but for every indirect path of  $\kappa - 1$  intermediary nodes.

Notice that if the edge weights are not weighted, then all transitive closure criteria established by the possible T-Conorm/T-Norm pairs collapse to the standard transitive closure of crisp graphs. In other words, if  $r \in \{0, 1\}$ , for any acceptable pair ( $\vee, \wedge$ ),  $R^T$  given by eq. 1 yields a graph where  $r_{ij}^T = 1$  iff there is a path between  $x_i$  and  $x_j$  in graph  $R$ , and  $r_{ij}^T = 0$ , otherwise; if  $R$  is a connected graph, then  $R^T$  is a complete graph.

When the transitive closure  $R^T(X, X)$  uses the T-Conorm  $\vee = \text{maximum}$ , with any T-Norm  $\wedge$ , then  $\kappa$  in eq. 1 is finite and not larger than  $|X| - 1$  (Klir and Yuan, 1995). In other words, the transitive closure converges in finite time and can be easily computed using Algorithm 1 defined in appendix A. It has also been shown that if the algebraic structure  $([0, 1], \wedge, \vee)$  is a dioid (Gondran and Minoux, 2007), then  $\kappa$  in eq. 1 is also finite (Han and Li, 2004; Han et al., 2007) (see Appendix A). In this case, the transitive closure can be computed in finite time using Algorithm 2 defined in appendix A. Two of the main examples of transitive closure we develop here (metric and ultra-metric closure, see §4) use the T-Conorm  $\vee = \text{maximum}$ , and therefore can be computed in finite time. The third example we focus on, the diffusion closure (§5), is based on an algebraic structure  $([0, 1], \wedge, \vee)$  which is not a dioid. However, as we show below, the utility of this closure for complex networks resides in the first few  $\kappa$  steps, and therefore finite-time convergence is not required.

We say that a fuzzy graph  $R(X, X)$  is a *similarity* graph if it is reflexive ( $r_{ii} = 1$ ), symmetric ( $r_{ij} = r_{ji}$ ), and transitive;  $R(X, X)$  is a *proximity* graph if it is reflexive and symmetric (Klir and Yuan, 1995). The transitive closure of a proximity graph is a similarity graph, but because there are many ways to define transitivity based on distinct disjunction/conjunction pairs, there are also many ways to define similarity.

### 2.3 Representing and Fusing Knowledge in proximity networks

To build complex networks from multivariate data we can use a number of measures of the strength of variable interaction. For instance, we have previously derived proximity graphs from a co-occurrence measure that is a natural weighted extension (Rocha, 1999) (Rocha and Bollen, 2001) (Popescu et al., 2006) of the Jaccard similarity measure (Grefenstette, 1994), which has been used extensively in computational intelligence (Nakamura et al., 1982) (Rocha et al., 2005). This co-occurrence measure yields proximity graphs which represent the closeness or strength of association of variables interacting in networks (e.g. terms extracted from documents, or users of a social networking web site). Proximity graphs can thus be seen as *associative knowledge networks* that represent how often elements co-occur in some dataset (Rocha, 2002b; Rocha, 2003).

Other co-occurrence measures can be used to capture a degree of association or closeness between elements of two sets in a binary relation. In information retrieval, in addition to variations of the Jaccard measure, it is common to use the cosine (Baeza-Yates et al., 1999), Euclidean (Strehl, 2002) and even mutual information measures (Turney, 2001). Nonetheless, all of the theoretical work we develop below applies to any proximity graph (as defined above), independently of the measure used to obtain it from specific data sets. Notice also that proximity graphs are symmetrical (undirected). This is desirable because below we study their isomorphic distance graphs—distance is by definition symmetric. However, our work is directly applicable to acyclical directed graphs. It is also extendable to cyclical directed graphs, but transitive closure needs to be computed via an available efficient algorithm in that case (e.g. (Nuutila and Soisalon-Soininen, 1994)), because  $\kappa$  in eq. 1 is not necessarily finite with cyclical graphs (Algorithms 1 and 2 in Appendix A are not guaranteed to halt).

Notice that a proximity graph allows us to capture network associations rather than just pair-wise interactions. In other words, we expect concepts or social communities to be organized in more interconnected sub-graphs, modules, or clusters of items in the proximity networks. Figure 1 depicts a proximity network extracted from the recommender system we developed for the MyLibrary service of the digital library at the Los Alamos National Laboratory (LANL)—details in (Rocha et al., 2005). The elements in this network are scientific journals, and the proximity edge weights were computed from co-occurrence of journals in user profiles. The Principal Component Analysis (PCA) (Wall et al., 2003) of this network revealed two main clusters of journals. The first component (eigen-vector) refers to a set of journals related to “Chemistry, Materials science and Physics” (left, blue). The second component refers to a set of journals related to “Computer Science and Applied Mathematics” (right, orange). A smaller third cluster in the figure refers to “Bioinformatics and Computational Biology” (top, yellow) (Rocha et al., 2005). The main clusters discovered in this network capture the research threads pursued at LANL. Being a nuclear weapons laboratory, much of its research is concerned with Materials Science and Physics on the one hand, and Simulation and Computer Science on the other. Thus, the journal proximity network, produced from user profiles, captured the main communities of scientists (the users of MyLibrary) at Los Alamos, as well as the knowledge associated with these communities (characterized by the journals in the respective components). Our user tests of the quality of recommendation based on the community structure of this network

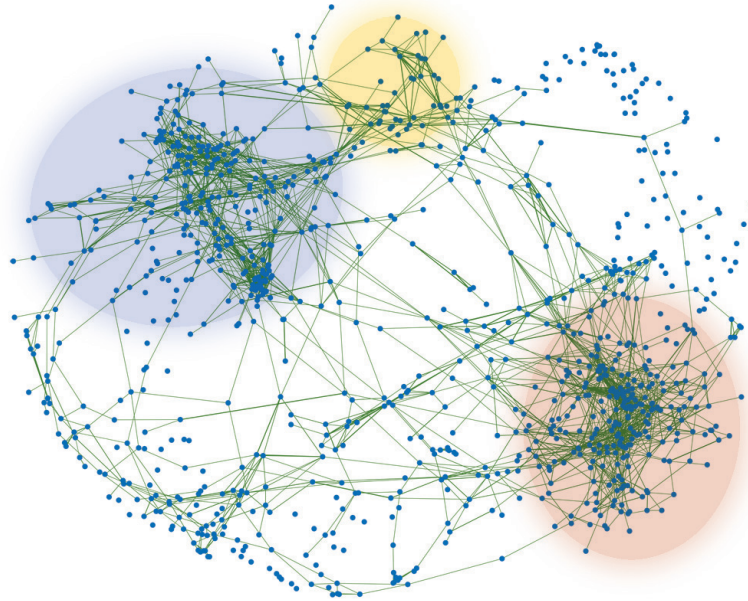


Fig. 1. Social communities discovered in the proximity network of journals accessed by users of the *MyLibrary@LANL* recommender system. In this proximity network, journals are closer to one another, if they tend to co-occur in the same user profile, and only in those. Drawn using the Fruchterman-Reingold algorithm in Pajek.

were quite good (Rocha et al., 2005). This exemplifies how proximity networks obtained from co-occurrence data capture the knowledge traded by social collectives.

Additionally, using proximity networks to capture and extract knowledge in the biomedical literature led to very high performance on various information extraction tasks (Verspoor et al., 2005; Abi-Haidar et al., 2008; Kolchinsky et al., 2010) of the *BioCreative* text mining competition (Hirschman et al., 2005). We have also tested recommendation of movies based on the clusters of the proximity network of users obtained from the *MovieLens* benchmark with very good results (Simas and Rocha, 2012). This exemplifies how proximity networks can be seen as effective, knowledge and social structure representations. Indeed, the clusters of similar items obtained using this approach are isomorphic to the recently proposed method of *link communities* in complex networks, which were shown to be excellent at uncovering the natural hierarchical organization of networks (Ahn et al., 2010).

Since proximity networks capture knowledge entailed by multivariate data, it would be very useful to be able to “fuse” and logically combine networks obtained from distinct data sets or situations. For instance, given the journal network from LANL shown in Figure 1, we could compute how journals are related by the Los Alamos Community *or* the community of institution *A* *and not* of institution *B*. In other words, it would be good to be able to make inferences on networks fused via logical expressions. This *network fusion* is a thread of research that the network science field has not dealt with, but which can be achieved via the *approximate reasoning* methodology of Fuzzy logic and other many-valued logics (Ying, 1994). However, in order to pursue such a *network approximate*



*reasoning*, we must constrain the algebraic structure  $([0, 1], \wedge, \vee)$  such that the pair  $\langle \wedge, \vee \rangle$  obeys minimal axiomatic properties such as De Morgan's laws for a negation/complement operation. Below (§5.1) we show that the diffusion distance closure we propose is based on a pair  $\langle \wedge, \vee \rangle$  from the Dombi family of T-Norms (Dombi, 1982) which is closest to the metric closure (Dijkstra) but, unlike the latter, obeys De Morgan's laws for any involutive complement. Therefore, the T-Norm/T-Conorm pair used for the diffusion distance, is a good candidate to pursue approximate reasoning on networks—the development of which is outside of the scope of this article.

### 2.4 Semi-metric behavior in distance networks

Here we study transitivity as a general topological phenomenon of weighted graphs such as proximity networks—where it can be computed in different ways. While the last decade witnessed a tremendous amount of scientific production towards understanding the structure of complex networks, including the study of their topological features vis a vis the triangle inequality (Serrano et al., 2008), there is still much to be known about the effect of various forms of transitivity on network structure.

To build up a more intuitive understanding of transitivity in weighted graphs, and to be able to relate our results to the most common methods used in the complex network field, we convert our proximity graphs to distance graphs. Distance can be seen intuitively as the opposite of proximity, and is the most common way to conceptualize (shortest) path length in complex networks, e.g. via the Dijkstra algorithm (Dijkstra, 1959) (see below). Various functions can be used to convert one into the other. Perhaps the most common way to convert a fuzzy proximity graph  $R(X, X)$  to a distance graph  $D(X, X)$  is to use the simplest proximity-to-distance conversion function (Rocha, 2002b)(Strehl, 2002):

$$d_{ij} = \varphi(r_{ij}) = \frac{1}{r_{ij}} - 1, \quad \forall_{x_i, x_j \in X} \quad (2)$$

where  $d_{ij}$  are the entries of the adjacency matrix of the distance graph  $D(X, X)$ , and  $\varphi : [0, 1] \rightarrow [0, \infty]$  is a distance function because it yields nonnegative, symmetric ( $d_{ij} = d_{ji}$ ), and anti-reflexive ( $d_{ii} = 0$ ) values (Galvin and Shore, 1991). A small distance between elements implies a strong association between them.

In general, distance graphs obtained from data, (e.g. via co-occurrence data) are not entirely metric because, for some pair of elements  $x_i$  and  $x_j$ , the *triangle inequality* may be violated:  $d_{ij} \geq d_{ik} + d_{kj}$  for some element  $x_k$ . This means that the shortest distance between two elements in  $D(X, X)$  is not necessarily the direct edge but rather an indirect path. Distance functions that violate the triangle inequality are referred to as *semi-metrics* (Galvin and Shore, 1991). We say that the edge between a pair of nodes  $x_i$  and  $x_j$  in a distance graph is semi-metric when there is at least one indirect path between the nodes whose distance is shorter than the direct edge:  $d_{ij} > d_{ik} + \dots + d_{lm} + \dots + d_{pj}$ . The intensity of *semi-metric behavior* is computed by comparing (e.g. via a ratio) how much shorter the indirect path is in relation to the direct link (Rocha, 2002b). Pairs of elements with large semi-metric behavior denote a type of *latent association* (Rocha, 2002b). That is, an association which is not grounded on the direct evidence used to build the distance

graph (e.g. co-occurrence data), but rather indirectly implied by the overall network of associations captured by the graph.

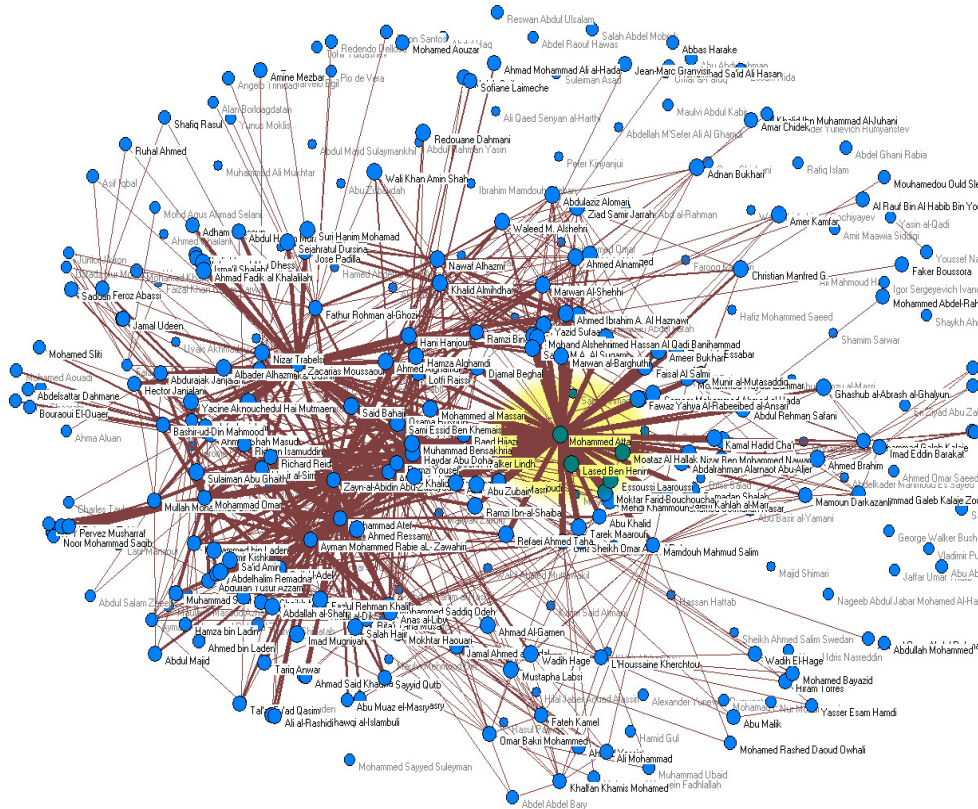


Fig. 2. Terrorist proximity network obtained from intelligence data related to the 9/11 terrorist attacks on New York city and Washington DC; strongly semi-metric edges, shown with thicker lines. The node for Mohammed Atta is highlighted (yellow). The strong links out of this node, denote latent terrorist associations not directly identified in the public-domain intelligence data, but highly possible via indirect links picked by the semi-metric ratio. Drawn using the Fruchterman-Reingold algorithm in Pajek

Rocha has proposed that in proximity graphs of keywords extracted from documents, strong latent associations imply novelty in the temporal evolution of the network, and can thus be used to identify trends (Rocha, 2002b). We have also used and tested this idea, with good results, in a recommender system that was implemented at LANL's digital library (Rocha et al., 2005). In the case of this service, a strong semi-metric association in the journal network (figure 1) identifies a pair of journals that hardly co-occur in user profiles, but which are nonetheless very strongly implied via other journals which co-occur with the pair. The methodology also yielded competitive results in the *MovieLens* benchmark (Simas and Rocha, 2012), against the most common recommender system algorithms, and it has been used in the *givealink.org* project (Stoilova et al., 2005; Markines et al., 2006). We have also tested our method on social networks obtained from public-domain

data about social interactions of terrorists associated with the September 11th attacks to the USA (Rocha, 2002a), showing that semi-metric information can identify valid, latent associations not directly observed in intelligence data (see Figure 2).

Clearly, semi-metric behavior intuitively captures a form of (geometric) transitivity, but in the distance realm. Below, we show how it is one of many types of transitivity than can be usefully used in complex networks. But let us first discuss the computational aspects of characterizing the semi-metric behavior of a distance graph.

### 2.5 Computing Semi-metric pairs: metric closure

The computation of all the shortest (indirect) paths between every pair of nodes in a distance graph is known as the *All Pairs Shortest Paths* (APSP) problem, one of the most fundamental algorithmic graph problems (Zwick, 2002). The complexity of the fastest known algorithm for solving the APSP problem for weighted graphs is  $O(mn + n^2 \log n)$ , where  $n$  and  $m$  are, respectively, the number of vertices and edges (Brandes and Erlebach, 2005). The most common approach to the APSP determines the distances of all pairs by calling the *Single-Source Shortest-Path* (SSSP) Dijkstra algorithm  $n$  times (Brandes and Erlebach, 2005)<sup>1</sup>. Here we refer to this algorithm as the APSP/Dijkstra algorithm. There are other approaches for solving the APSP problem, such as Floyd-Warshall algorithm (Brandes and Erlebach, 2005)(Siek et al., 2002), but all of them fall in the  $O(n^3)$  complexity range (Zwick, 2002).

Notice that after computation of the APSP of a distance graph  $D(X, X)$ , we obtain its *metric closure*. In other words, we can construct a distance graph  $D^{mc}(X, X)$ , whose edges  $d_{ij}^{mc}$  between any two elements  $x_i$  and  $x_j$  are defined by the shortest (direct or indirect) distance between them in  $D(X, X)$ . An alternative way to compute the metric closure is to use the algorithm for transitive closure (Algorithm 1 in Appendix A), except that graph composition is done using the pair  $(\min, +)$  and instead of  $\cup = \max$  in step 1, we use  $\cap = \min$ . This method is also known as the *distance product* which, after some simplifications, can reach a complexity of  $O(n^{2.575})$ , and is another approach to solving the APSP problem based on matrix operations (Zwick, 2002).

Using  $D^{mc}$ , we identify all semi-metric edges in  $D$ , by collecting those edges for which  $d_{ij} > d_{ij}^{mc}$  is true. An example is shown with a network of terrorists in figure 2, where thickness of edges denotes intensity of semi-metric behavior. Figure 3, depicts the general process of computing semi-metric behavior given the proximity-to-distance map 2.

When we perform the metric closure, the geometry of the distance graph  $D^{mc}$  is a *distortion* of the geometry of the original graph  $D$  obtained from data. In other words, the original semi-metric topology extracted directly from data is forced to become metric (enforcement of the triangle inequality). This is done by computing shortest paths in the most intuitive manner: summing edges in all paths and selecting the minimum. However, there are many other possible ways to compute path length. In the following sections, we define a general *distance closure*, which includes the metric closure as a special case,

<sup>1</sup> For directed cyclical graphs, before calling Dijkstra, this approach to the APSP uses the Bellman-Ford algorithm for removing all negative cycles and is known as Johnson's algorithm, which, for positive sparse weighted graphs, reduces to a time complexity  $O(n^2 \log n)$  (Siek et al., 2002).

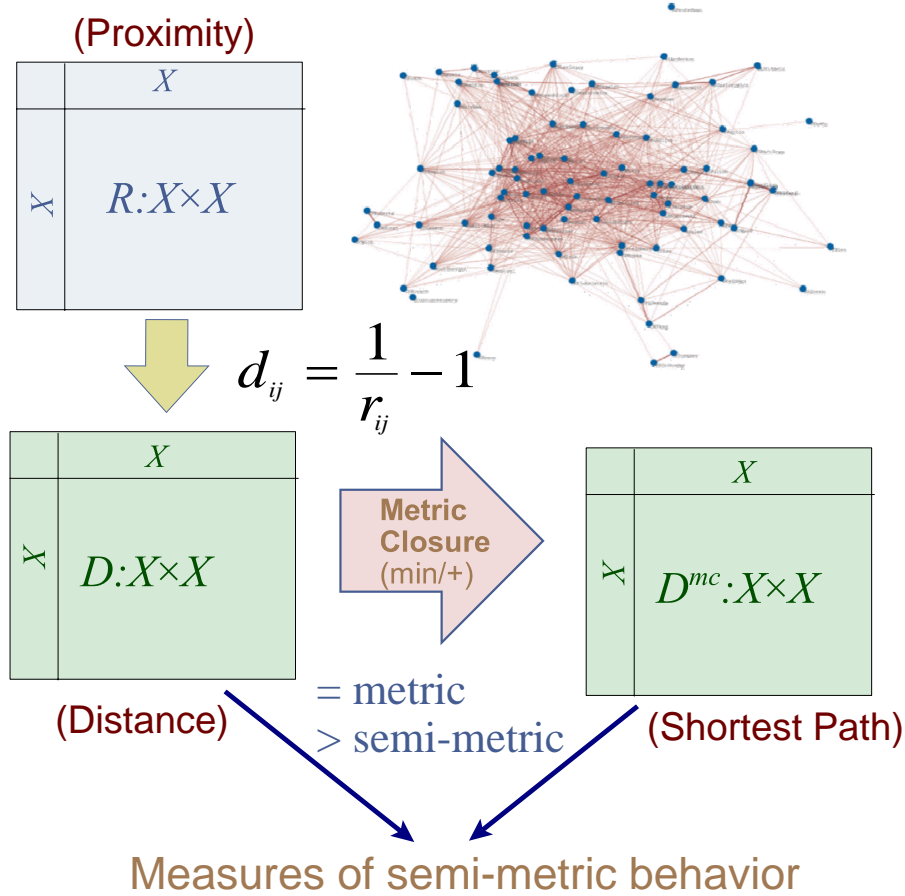


Fig. 3. Computing semi-metric behavior. First, a distance matrix/graph  $D(X, X)$  is computed using eq. 2. Then, the metric closure of this matrix,  $D^{mc}$ , is computed using  $(min, +)$  composition (distance product) or the APSP/Dijkstra algorithm. Semi-metric pairs are identified as:  $d_{ij} > d_{ij}^{mc}$ .

and is shown to be isomorphic to the transitive closure in fuzzy (proximity) graphs. This isomorphism allows us to use the formal edifice of (generalized) transitive closures of fuzzy graphs, on the theory and practice of complex networks modeled as weighted graphs. Via this isomorphism we can use distinct transitive closures of fuzzy graphs to produce alternative measures of path length in distance graphs, which result in novel analytical possibilities for complex network models. Each means of computing path length induces a distortion of the original relational data in a network, based on a specific transitivity criterion—e.g. the metric closure (APSP/Dijkstra algorithm) enforces a metric topology on a distance graph, where the transitivity criterion is the triangle inequality. Additionally, some criteria are based on better axiomatic characteristics than others, as we discuss below.

The study of the geometry of complex networks has become increasingly relevant. For instance, there has been much interest in the assumption that the underlying geometry of complex networks is hyperbolic (Krioukov et al., 2010). This theory can explain their heterogeneous degree distributions and strong clustering, as simple reflections of the negative

curvature of the underlying hyperbolic geometry, and can be useful to model biological (Serrano et al., 2012) and technological networks (Boguñá et al., 2010). In our approach, we do not make claims about the underlying geometry of complex networks. Rather, we observe that most networks obtained directly from data via common measures (see §2.3) are strongly semi-metric, but are subsequently distorted via path length measures to become metric. Here, via the concept of transitive closure in fuzzy graphs, we want to study the various types of distortions one can impose on the original topology.

Notice further that our approach is not a generalization of shortest paths into *fuzzy paths*, first introduced by Dubois and Prade (Dubois and Prade, 1980), and extensively studied in the Fuzzy Sets community (Baniamerian and Menhaj, 2006; Cornelis et al., 2004; M. and Klein, 1991; Behzadnia et al., 2008). Rather than generalizing the concept of shortest path (e.g. assigning fuzzy numbers to graph edges or paths (M. and Klein, 1991; Cornelis et al., 2004)), we use algebraic path length measures on distance graphs, which we show to be isomorphic to the generalized transitivity criteria of fuzzy graphs.

### 3 General distance closure

Transitive Closure is a well established algorithm in the theory of Fuzzy Graphs, used to calculate a similarity graph, whose edge weights are not weaker (by some transitivity criterion) than any indirect path between the same edge vertices. In section 2.5 above, we defined the concept of metric closure, which is related to the APSP. Metric closure is based on the very intuitive notions of Euclidean geometry, whereby path length is computed by summing constituent edge (distance) weights, and shortest paths are, in turn, picked by choosing the minimum path lengths—typically computed using the Dijkstra algorithm (Dijkstra, 1959) or the distance product (Zwick, 2002; Rocha, 2002b; Rocha et al., 2005). However, many other closures of distance graphs are possible, which we can easily formulate via an isomorphism  $\phi$  between proximity and distance graphs.

#### 3.1 Proximity to Distance Isomorphism

Henceforth, without loss of generality, let us define a weighted graph as  $G = (X, E)$ , where  $X$  is the set of vertices (or variables) and  $E$  is the set of edges, which can also be represented by an adjacency matrix  $E$  whose entries denote the weights of edges  $e_{ij}$  between vertices  $x_i$  and  $x_j$ . *Proximity graphs*, are fuzzy graphs  $G_P(X, P)$  represented by adjacency matrices  $P$  whose edge weights  $p_{ij} \in [0, 1], \forall x_i, x_j \in X$ , such that  $p_{ij} = p_{ji}$  (symmetry) and  $p_{ii} = 1$  (reflexivity). Moreover, the composition of proximity graphs used to compute their transitive closure utilizes the algebraic structure  $I = \{[0, 1], \vee, \wedge\}$  where  $\vee, \wedge$  are, respectively, T-Conorm and T-Norm binary operations (see §2.2). Similarly, *distance graphs*  $G_D(X, D)$  are represented by adjacency matrices  $D$  defined by edge weights  $d_{ij} \in [0, +\infty], \forall x_i, x_j \in X$ , such that  $d_{ij} = d_{ji}$  (symmetry) and  $d_{ii} = 0$  (anti-reflexivity). An isomorphic composition of distance graphs, leading to a *distance closure* utilizes the algebraic structure  $II = \{[0, +\infty], f, g\}$  where  $f, g : [0, +\infty] \times [0, +\infty] \rightarrow [0, +\infty]$  are two binary operations.

The map  $\phi : [0, 1] \rightarrow [0, +\infty]$ , which converts proximity ( $p_{ij}$ ) to distance ( $d_{ij}$ ) weights, must satisfy the constraints imposed on  $\langle \vee, \wedge, f, g \rangle$  and consequently on algebraic struc-

tures  $I$  and  $II$ , such that the transitive closure of a proximity graph is isomorphic to the distance closure of a corresponding distance graph. For instance, we show below that  $\varphi$  is necessarily a generator function (Klement et al., 2000) of the  $T$ -Norm  $\wedge$  in algebraic structure  $I$ , when  $\vee \equiv \max$ ,  $f \equiv \min$ , and  $g \equiv +$  (see §4.2). There are no linear functions than can satisfy the necessary constraints, because it maps the unit interval  $[0, 1]$  into the positive real line  $[0, +\infty]$ . However, there is an infinity of non-linear functions that satisfy the necessary constraints, the simplest of which is the map of formula 2. As we show below, each non-linear map  $\varphi$  that satisfies the isomorphism constraints enforces a particular topological distortion of the original proximity graph used to construct the distance graph, which ultimately determines the way we compute path length and shortest paths. This poses us with a problem of degeneracy of solutions to computing the distance closure of weighted graphs. Therefore, if we want to understand and make appropriate inferences about path lengths in complex networks, since an infinity of distance closures are possible, we should better understand the space of non-linear functions that enable isomorphism  $\varphi$ , which we approach below. Figure 4 depicts the isomorphism between proximity and distance graphs and algebraic structures  $I$  and  $II$ .

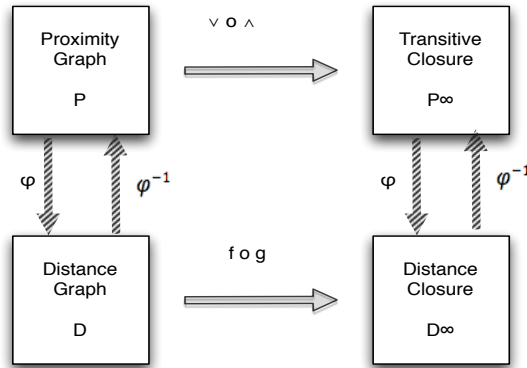


Fig. 4. Transitive and Distance Closure Isomorphism.

#### Definition 1

**(Graph Isomorphism)** Two undirected weighted graphs  $G_1 = (X, E_1)$  and  $G_2 = (X, E_2)$  are isomorphic if there is a vertex-preserving bijective edge mapping  $\varphi : E_1 \rightarrow E_2$ , i.e. a bijection  $\varphi$  with

$$\forall x_i, x_j \in X : e_{ij} \in E_1 \Leftrightarrow \varphi(e_{ij}) \in E_2$$

#### Definition 2

**(Proximity to Distance Map)** Let  $\varphi : [0, 1] \rightarrow [0, +\infty]$ ,  $d_{ij} = \varphi(p_{ij})$ , be a function that maps the edge weights  $p_{ij} \in [0, 1]$  of a fuzzy proximity graph  $G_P = (X, P)$  into the edge weights  $d_{ij} \in [0, +\infty]$  of a distance graph  $G_D = (X, D)$ ,  $\forall x_i, x_j \in X$ . Let also  $\Phi : [0, 1] \times [0, 1] \rightarrow [0, +\infty] \times [0, +\infty]$  be the graph function that maps the proximity adjacency matrix into the distance adjacency matrix,  $D = \Phi(P)$ . We define  $\varphi$  and  $\Phi$  in the following way:

- (1)  $\varphi$  is strictly monotonic decreasing,  $\forall a, b \in [0, 1] : a > b \Rightarrow \varphi(a) < \varphi(b)$ ;
- (2)  $\varphi(0) = \infty$  and  $\varphi(1) = 0$ ;
- (3)  $\Phi(P) = [\varphi(p_{ij})]$ ,  $\forall x_i, x_j \in X$  (It is a matrix function).

Because  $\varphi$  is a real valued function and it is strictly monotonic it is also bijective, therefore the graphs  $G_P$  and  $G_D$  are isomorphic via map  $\Phi$ , with the same set of vertices  $X$ . The simplest example of such a function is the map of formula 2. To better understand the constraints of this isomorphism, below we provide a mathematical analysis with a few simple theorems—the proofs of which, unless otherwise specified, are included in appendix B of the supplementary materials. Should the reader be interested exclusively on the results, the important formulae for the subsequent sections are eq. 3 (distance closure), the isomorphism constraints of eq. 4-7, and eq. 8 (distortion).

#### Theorem 1

Let  $G_P = (X, P)$  be a proximity (symmetric and reflexive) graph and  $\Phi$  the graph distance function of definition 2, then  $G_D = (X, D)$ , where  $D = \Phi(P)$ , is symmetric and anti-reflexive.

Next we define the pair of binary operations  $\langle f, g \rangle$  of algebraic structure  $H$ , which operate on distance graphs.

#### Definition 3

**(TD-norms and TD-conorms)** Let  $f, g : [0, +\infty] \times [0, +\infty] \rightarrow [0, +\infty]$ , such that for all  $a, b, c \in [0, +\infty]$  the following four axioms are satisfied:

- (1)  $f(a, b) = f(b, a)$ ,  $g(a, b) = g(b, a)$  (commutativity).
- (2)  $f(a, f(b, c)) = f(f(a, b), c)$ ,  $g(a, g(b, c)) = g(g(a, b), c)$  (associativity).
- (3)  $f(a, b) \leq f(a, c)$ ,  $g(a, b) \leq g(a, c)$ , whenever  $b \leq c$  (monotonicity).
- (4)  $f(a, \infty) = a$ ,  $g(a, 0) = a$ , with  $a \leq \infty$  (boundary conditions).

We refer to  $g$  as a TD-norm and to  $f$  as a TD-conorm.

#### Theorem 2

If  $\varphi$  is a distance function as in definition 2. For every pair of T-Norm/T-Conorm operations  $\langle \wedge, \vee \rangle$ , there exists a pair of operations  $\langle f, g \rangle$  a TD-conorm/TD-norm (definition 3) and vice versa, obtained via the following constraints:

- (1)  $\varphi(a \wedge b) = g(\varphi(a), \varphi(b))$ ;
- (2)  $\varphi(a \vee b) = f(\varphi(a), \varphi(b))$ .

Where  $a, b \in [0, 1]$ .

#### Definition 4

**(n-Power of Proximity Graph)** Let  $G_P = (X, P)$  be a fuzzy proximity graph. We define the n-power of  $P$  as

$$P^n = \underbrace{P \circ P \circ \dots \circ P}_n,$$

where the composition of proximity graphs is given by (see also §2.2):

$$P \circ P = \bigvee_k \bigwedge (p_{ik}, p_{kj}) = p_{ij}^2, \forall x_i, x_j, x_k \in X$$

*Definition 5*

**(Transitive Closure of Proximity Graph)** The transitive closure  $G_P^T(X, P^T)$  of a proximity graph  $G_P(X, P)$  is given by:

$$P^T = \bigcup_{n=1}^{\kappa} P^n$$

Where  $\cup$  is defined by the same T-Conorm used to produce each n-power. In the most general case,  $\kappa \rightarrow \infty$  (Gondran and Minoux, 2007), but with reasonable constrains (see below), the transitive closure of a finite proximity graph converges for a finite  $\kappa$  (see also §2.2).

Next we focus on distance graphs and algebraic structure  $II = \{[0, +\infty], f, g\}$ .

*Definition 6*

**(n-Power of Distance Graph)** Let  $G_D = (X, D)$  be a distance graph. We define the n-power of  $D$  as

$$D^n = \underbrace{D \circ D \circ \dots \circ D}_n$$

where the composition of distance graphs is given by:

$$D \circ D = f_k g(d_{ik}, d_{kj}) = d_{ij}^2, \forall x_i, x_j, x_k \in X$$

where  $\langle f, g \rangle$  are a TD-conorm/TD-norm pair per definition 3.

*Definition 7*

**(Distance Closure)** The distance closure  $G_D^T(X, D^T)$  of a distance graph  $G_D(X, D)$  is given by:

$$D^T = \hat{\cap}_{n=1}^{\kappa \rightarrow \infty} D^n \quad (3)$$

where  $\hat{\cap}$  is defined by the same TD-Conorm  $f$  used to produce each n-power of the distance graph.

*Theorem 3*

If  $G_P = (X, P)$  is a fuzzy proximity graph and  $G_D = (X, D)$  is the distance graph obtained from  $G_P$  via  $D = \Phi(P)$ , where  $\Phi$  is the isomorphism (distance function) in definition 2, then the following statements are true:

- 1)  $\Phi(P) \supseteq \Phi(P^2) \supseteq \Phi(P^3) \supseteq \dots \supseteq \Phi(P^\infty)$  ;
- 2)  $D \supseteq D^2 \supseteq D^3 \supseteq \dots \supseteq D^\infty$ .

where  $\Phi(P^n) \supseteq \Phi(P^{n+1})$  means that:  $\forall x_i, x_j \in X : \varphi(p_{ij}^n) \geq \varphi(p_{ij}^{n+1})$ , and  $D^n \supseteq D^{n+1}$  means that:  $\forall x_i, x_j \in X : d_{ij}^n \geq d_{ij}^{n+1}$ .

Proof in appendix B.

*Theorem 4*

Given a proximity graph  $G_P = (X, P)$ , a distance graph  $G_D = (X, D)$ , and the isomorphism  $\varphi$  and  $\Phi$  of definition 2, for any algebraic structure  $I = ([0, 1], \wedge, \vee)$  with a T-Conorm/T-Norm pair  $\langle \wedge, \vee \rangle$  used to compute the transitive closure of  $P$ , there exists an algebraic structure  $II = ([0, +\infty], f, g)$  with a TD-conorm/TD-norm pair  $\langle f, g \rangle$  to compute the isomorphic distance closure of  $D$ ,  $D^T = \Phi(P^T)$ , which obeys the condition:



$$\forall x_i, x_j, x_k \in X : f(g(\varphi(p_{ik}), \varphi(p_{kj}))) = \varphi(\bigvee_k (p_{ik} \wedge p_{kj}))$$

and vice-versa if we fix  $\langle f, g \rangle$  (TD-norm/TD-Conorm) and isomorphism  $\varphi$ , to obtain  $\langle \vee, \wedge \rangle$ :

$$\forall x_i, x_j, x_k \in X : \bigvee_k (\varphi^{-1}(d_{ik}) \wedge \varphi^{-1}(d_{kj})) = \varphi^{-1}(f(g(d_{ik}, d_{kj})))$$

where  $\varphi^{-1}$  is the inverse function of  $\varphi$ .

The conditions of this theorem lead to the following constraint equations that isomorphism  $\varphi$  enforces on algebraic structures  $I$  and  $II$  (as shown in the proof for theorem 4 in appendix B):

$$g(d_{ik}, d_{kj}) = \varphi(\varphi^{-1}(d_{ik}) \wedge \varphi^{-1}(d_{kj})) \quad (4)$$

$$f(d_{ik}, d_{kj}) \equiv \varphi(\varphi^{-1}(d_{ik}) \vee \varphi^{-1}(d_{kj})) \quad (5)$$

$$p_{ik} \vee p_{ki} = \varphi^{-1}(f(\varphi(p_{ik}), \varphi(p_{ki}))) \quad (6)$$

$$p_{ik} \wedge p_{kj} = \varphi^{-1}(g(\varphi(p_{ik}), \varphi(p_{kj}))) \quad (7)$$

Since many possible transitive (distance) closures are possible, it is important to measure how much a closure defined by a given T-Norm/T-Conorm pair  $\langle \wedge, \vee \rangle$  (or TD-conorm/TD-norm pair  $\langle f, g \rangle$ ) distorts the original proximity (distance) graph in the isomorphism space of Theorem 4. We define *distortion*,  $\Delta$ , as the sum of the differences between the edges in the original graph and the edges obtained by a given closure.

$$\Delta(P) = \sum_i \sum_j |p_{ij}^T - p_{ij}| \quad (8)$$

Theorem 4 specifies the isomorphism constraint on  $\langle f, g \rangle$  given  $\langle \vee, \wedge \rangle$ , and  $\varphi$ , or, alternatively, the constraint on  $\langle \vee, \wedge \rangle$  given  $\langle f, g \rangle$ , and  $\varphi$ . This allows us to study several closure scenarios, which lead to different distortions of the original graphs. Given this space of possible transitivity criteria, it is reasonable to ask several questions: for a given proximity-to-distance isomorphism  $\varphi$ , what is the equivalent of the (fuzzy) (*max, min*) transitive closure for a distance graph? Perhaps more interestingly, what is the proximity equivalent of the metric closure of a distance graph, which is ubiquitous in network science as the APSP/Dijkstra algorithm? Which closures preserve important characteristics of real complex networks and observe good axiomatic requirements? These questions are important because all the applications of complex networks that use transitivity produce different results depending on the specific T-Norm/T-Conorm pair  $\langle \vee, \wedge \rangle$  used. Not only do we want intuitive connectives (e.g. a metric closure), we want those that lead to best results in specific applications. In the following sections (§4, §5) we study in detail the specific closure cases that arise from constraining algebraic structures  $I$  or  $II$  in different ways. But before that, in the next subsection we discuss additional constraints on algebraic structures  $I$  and  $II$  which allow the computation of closures in finite time.

### 3.2 Convergence of Distance Closures

As defined above (§3.1), the transitive closure of proximity graphs utilizes the algebraic structure  $I = \{[0, 1], \vee, \wedge\}$  where  $\vee, \wedge$  are, respectively, T-Conorm and T-Norm binary operations, whereas the distance closure of distance graphs utilizes the algebraic structure  $II = \{[0, +\infty], f, g\}$  where  $f, g : [0, +\infty] \times [0, +\infty] \rightarrow [0, +\infty]$  are TD-Norm and TD-Conorm binary operations. It has been known for a while (Klir and Yuan, 1995) that if the T-Conorm in  $I$  is  $\vee = \text{maximum}$ , with any T-Norm  $\wedge$ , then the transitive closure of a finite graph converges for a finite  $\kappa$  in equation 1 or Definition 5 (§2.2 and §3.1), moreover,  $\kappa \leq |X| - 1$  is the diameter of the graph. In other words, the transitive closure converges in finite time and can be easily computed using Algorithm 1 defined in appendix A.

In the last decade, the convergence requirements of transitive closure using algebraic structure  $I$  have received much attention (Han et al., 2007; Gondran and Minoux, 2007; Han and Li, 2004; Dombi, 2013; Bertoluzza and Doldi, 2004; Pang, 2003). It is now known that if  $I$  is a dioid, then  $\kappa$  is also finite (Gondran and Minoux, 2007). A dioid is a special case of semiring, where, in addition to  $\{[0, 1], \wedge\}$  and  $\{[0, 1], \vee\}$  being monoids (see §2.2), the T-Conorm/T-Norm pair in  $I$  also needs to satisfy the distributive property (in addition to the monotonicity requirements of the T-Norm and T-Conorm monoids). Not all pairs of T-Conorms/T-Norms satisfy the distributive property (Han et al., 2007; Gondran and Minoux, 2007; Han and Li, 2004; Dombi, 2013; Bertoluzza and Doldi, 2004; Pang, 2003). However, there is an infinite variety of dioids that do (see (Gondran and Minoux, 2007) for an overview), and therefore, an infinite variety of distinct transitive closures that can be computed in finite time.

#### Theorem 5

Given a finite proximity graph  $G_P(X, P)$ , and an algebraic structure  $I = \{[0, 1], \vee, \wedge\}$ , with a T-Conorm/T-Norm pair  $\langle \wedge, \vee \rangle$  used to compute the transitive closure of  $G_P$ , if  $I$  is a dioid, then the transitive closure  $G_P^T(X, P^T)$  can be computed by equation 1 for a finite  $\kappa$ .

See (Gondran and Minoux, 2007) for proof; further discussion and examples also see (Han and Li, 2004; Han et al., 2007; Pang, 2003; Klir and Yuan, 1995).

#### Theorem 6

Given a finite distance graph  $G_D(X, D)$ , and an algebraic structure  $II = \{[0, +\infty], f, g\}$ , with a TD-Conorm/TD-Norm pair  $\langle f, g \rangle$  used to compute the distance closure of  $G_D$ , if  $II$  is a dioid, then the distance closure  $G_D^T(X, D^T)$  can be computed in finite time via the transitive closure of isomorphic graph  $G_P(X, P)$  with algebraic structure  $I$  obtained by an isomorphism satisfying Theorem 4. In other words, if  $II$  is a dioid, via an isomorphism satisfying Theorem 4 we obtain an algebraic structure  $I$  which is also a dioid.

This theorem is easily proven from theorems 3, 4 and 5, by evoking the isomorphism to proximity space.

## 4 Shortest-path ( $\vee = \text{maximum}$ ) closures

Of particular interest to current work on complex networks, is the relationship between the metric closure of distance graphs computed via the APSP/Dijkstra algorithm (see §2.5),

and some transitive closure of (fuzzy) proximity graphs, which has not been previously identified. Furthermore, it is also very worthwhile to understand what other forms of closure exist and are meaningful for complex network analysis. The general isomorphism (theorem 4 and the constraints of formulae 4 to 7) presented in section 3 gives us the ability to identify all these forms of distance closure, and thus, the distinct measures of path length that ensue. We can also study their convergence and axiomatic characteristics.

#### 4.1 Metric Closure

Let us start with the metric closure. As described in section 2.5, this distance closure can be computed with pair  $\langle f = \min, g = + \rangle$ , using eq. 3 from definition 7 (§3.1). It yields a distance graph  $D^{mc}(X, X)$ , whose edges  $d_{ij}^{mc}$  between any two elements  $x_i$  and  $x_j$  are defined by the shortest (direct or indirect) distance between them in the original distance graph  $D(X, X)$ . In other words, it computes the shortest ( $f = \text{minimum}$ ) paths between any pair of elements in the original graph, where path length is computed by summing ( $g = +$ ) the distance weights of every edge in path.

**Example 1 (Metric Closure)** Let  $\varphi : [0, 1] \rightarrow [0, +\infty]$ ,  $d_{ij} = \varphi(p_{ij}) = \frac{1}{p_{ij}} - 1$  (as in equation 2, §2.4). Let also  $f(x, y) = \min(x, y)$  and  $g(x, y) = x + y$ , where  $x, y \in [0, +\infty]$  represent distance weights from algebraic structure  $II$  (see §3). From theorem 4, eq. 6:

$$a \vee b = \varphi^{-1}(f(\varphi(a), \varphi(b)))$$

where  $a, b \in [0, 1]$  represent proximity weights from semi-ring  $I$  (see § 3),  $a = \varphi^{-1}(x)$  and  $b = \varphi^{-1}(y)$ . If  $a \leq b$ , without loss of generality, then

$$a \vee b = \varphi^{-1}(\min(\varphi(a), \varphi(b))) = b = \max(a, b)$$

since  $\varphi$  is strictly monotonic decreasing. Therefore,

$$a \vee b = \max(a, b)$$

To obtain  $\wedge$  we use eq. 7:

$$a \wedge b = \varphi^{-1}(g(\varphi(a), \varphi(b)))$$

$$a \wedge b = \varphi^{-1}(\varphi(a) + \varphi(b)) = \varphi^{-1}\left(\frac{a + b - 2ab}{ab}\right)$$

and since  $\varphi^{-1}(x) = \frac{1}{x+1}$  we obtain,

$$a \wedge b = \begin{cases} 0 & \text{for } a = b = 0 \\ \frac{ab}{a+b-ab} & \text{for } a, b \in ]0, 1] \end{cases}$$

This conjunction is very well-known in fuzzy graph theory; it is the Dombi family of T-Norms for  $\lambda = 1$  (Dombi, 1982), which we denote by  $DT_{\wedge}^1$ —this makes sense since the isomorphism map  $\varphi$  used in example 1 (equation 2, §2.4) is also the Dombi T-Norm generator with  $\lambda = 1$  (see (Klir and Yuan, 1995) and also section 4.2). Therefore, the distance closure of a distance graph with algebraic structure  $II$  where  $\langle f, g \rangle \equiv \langle \min, + \rangle$ , is isomorphic to the transitive closure with algebraic structure  $I$  where  $\langle \vee, \wedge \rangle \equiv \langle \max, DT_{\wedge}^1 \rangle$

in the proximity space. Moreover, because  $\vee = \max$ , the closure (in both spaces) converges in finite time (§3.2)—the same is true for all examples covered in this section. Indeed, this is the metric closure of distance graphs, also known as the APSP and typically computed using the Dijkstra algorithm (Dijkstra, 1959) or the distance product (Zwick, 2002; Rocha, 2002b; Rocha et al., 2005).

#### 4.2 Generalized Metric Closure and Shortest Path Length with APSP/Dijkstra

One way to explore the isomorphism space is to fix  $f \equiv \min$  and  $g \equiv +$ , and let the isomorphism function  $\varphi$  vary. In the proximity space, this means that  $\vee \equiv \max$ , as shown in example 1 (§4.1), which guarantees convergence of the transitive closure in finite time. However, because we vary the isomorphism map  $\varphi$ , as we show below, we are effectively sweeping the space of possible T-Norm ( $\wedge$ ) operations, since  $\varphi$  is their generator function. In other words, by varying  $\varphi$ , we can use the canonical metric closure (computed via APSP/Dijkstra) to sweep an infinite space of possible distance closures.

##### Definition 8

The pseudo-inverse of a decreasing generator  $\varphi$  is defined by

$$\varphi^{(-1)}(a) = \begin{cases} 1 & \text{for } a \in (-\infty, 0) \\ \varphi^{-1}(a) & \text{for } a \in [0, \varphi(0)] \\ 0 & \text{for } a \in (\varphi(0), \infty) \end{cases}$$

##### Theorem 7

(Characterization Theorem of T-Norms) Let  $\wedge$  be a binary operation on the unit interval. Then,  $\wedge$  is an Archimedean T-Norm iff there exist a decreasing generator  $\varphi$  such

$$a \wedge b = \varphi^{(-1)}(\varphi(a) + \varphi(b))$$

for all  $a, b \in [0, 1]$ .

Both definition 8 and the proof of theorem 7 are provided in (Klir and Yuan, 1995). The next corollary (proof in appendix B) follows from theorem 4.

##### Corollary 1

Given the isomorphism constraint on the T-Norm from algebraic structure  $I$  (eq. 7) from theorem 4, let  $f \equiv \min$ ,  $g \equiv +$  and  $\varphi$  a distance function per Definition 2 (§3.1). If  $\vee \equiv \max$  as T-Conorm, then the T-Norm operator  $\wedge$  exists and  $\varphi$  is its generator function.

Corollary 1 states that when we fix the T-Conorm  $\vee = \max$  and  $\langle f, g \rangle = \langle \min, + \rangle$ , there exists a T-Norm  $\wedge$ , which preserves the isomorphism between proximity and distance graphs, as well as their closures with the respective operators. Moreover, the isomorphism function  $\varphi$  is in fact the T-Norm generator. Thus, as we fix the TD-Norm and TD-Conorm  $\langle f, g \rangle = \langle \min, + \rangle$  which define the metric closure of distance graphs, we can vary the isomorphism  $\varphi$  yielding distinct transitive closures in the proximity space which is thus constrained to the  $\vee = \max$  T-Conorm, and the T-Norms  $\wedge$  generated by  $\varphi$  (using theorem 7). This generalizes the metric closure as we are free to sweep the space of T-Norm generator functions  $\varphi$  that satisfy definition 2. Importantly, we can do this using the very common algorithms developed for APSP, such as the Dijkstra algorithm (Dijkstra, 1959)

or the distance product (Zwick, 2002; Rocha, 2002b; Rocha et al., 2005), because the operators  $\langle f, g \rangle = \langle \min, + \rangle$  are fixed in distance space.

We can think of this space of generalized metric closures as the different ways we have to compute (shortest) path length in distance graphs. The canonical metric closure, obtained via the simplest map  $\varphi$  given by eq. 2, computes path length as the sum ( $g \equiv +$ ) of all edges in the path. As we vary  $\varphi$ , we can compute an infinite set of different measures of path length (e.g. the ultra-metric closure in subsection 4.3 below). Still, because  $f \equiv \min$  for all these cases, we are always computing the *shortest* of some kind of path length—choosing the minimum path. Every possible closure results from choosing a shortest path; what changes is how path length is computed. Thus, we refer to this class of generalized metric closures as *shortest-path distance closures*. Moreover, since via the isomorphism we obtain  $\vee = \max$ , these distance closures are guaranteed to converge in finite time, just like their isomorphic transitive closures in proximity space (§3.2). Notice that closures which do not fix  $f \equiv \min$  and  $\vee = \max$ , integrate path lengths in other ways other than the shortest path. Indeed, we study the different case of diffusion distance closure in section 5

Since different measures of path length can be computed via the generalized metric closure, we can investigate, for instance, the desirable variation of shortest path length. For the empirical analysis of complex networks it is desirable that properties such as *average shortest path* be simultaneously characteristic in both spaces (proximity and distance), for each distance closure chosen. That is, the fluctuations of the mean should behave similarly in both spaces (average shortest path length in distance graphs and average strongest path in proximity graphs). We estimated the variation of the shortest path distribution when the isomorphism  $\varphi$  is parameterized by the Dombi family of T-Norm generators, controlled by a parameter  $\lambda$  (Dombi, 1982). The details of this estimation are provided in Appendix C of the supplementary materials (see also section 5 for the Dombi family T-Norm/T-Conorm formulae). We concluded that when we assume a small variation of the mean for the distribution of shortest path length in distance graphs, the optimal distance closure to preserve small variations of path strength in the proximity space is the metric closure (example 1, § 4.1), where  $\lambda = 1$ , thus  $\wedge = DT_{\lambda}^1$ . However, when variation is allowed to increase, the optimal value closure occurs for other closures with T-Norms with  $\lambda > 1$ . This suggests that the metric closure typically computed in network science (using the APSP/Dijkstra) is very appropriate if we assume small variation in the distribution of shortest paths. If, instead, we observe larger fluctuations of that distribution, it may be more appropriate to employ distance closures isomorphic to the transitive closure obtained via a Dombi T-Norm with  $\lambda > 1$ .

### 4.3 Ultra-Metric Closure

In Fuzzy logic/set theory T-Conorm/T-Norm which obey a generalization of De Morgan's laws with an involutive complement are called *dual* (§2.2). See appendix A for more details about T-Conorm/T-Norm pairs and the dual property; also we develop this concept further in section 5.1. Within the entire space of shortest-path distance closures, where  $\vee \equiv \max$ , the only dual pair of T-Conorm/T-Norms is  $\langle \vee \equiv \max, \wedge \equiv \min \rangle$  (Klement et al., 2000). In other words, the only shortest-path distance closure which is based on a conjunction/disjunction pair that establishes a logic with the reasonable and expected

logical axioms of De Morgan's laws is the ultra-metric closure we describe next. Thus, the metric closure (example 1) is based on an algebraic structure that is too poor to define a reasonable logic.

**Example 2 (Ultra-Metric Closure)** Let  $\varphi : [0, 1] \rightarrow [0, +\infty]$ ,  $d_{ij} = \varphi(p_{ij})$  be any function that obeys the axioms of definition 2. Let also  $\wedge(a, b) = \min(a, b)$  and  $\vee(a, b) = \max(a, b)$ , where  $a, b \in [0, 1]$  represent proximity weights from semi-ring  $I$  (§3). Following the same reasoning as with example 1, via the constraints of the isomorphism (theorem 4 and the fact that  $\varphi$  is monotonic decreasing per definition 2), it is easy to show that:

$$f(x, y) \equiv \min(x, y)$$

and

$$g(x, y) \equiv \max(x, y)$$

where  $x, y \in [0, +\infty]$  represent distance weights from semi-ring  $II$  (§3). Therefore, the distance closure of a distance graph with algebraic structure  $II$  where  $\langle f, g \rangle \equiv \langle \min, \max \rangle$ , is isomorphic to the transitive closure with algebraic structure  $I$  where  $\langle \vee, \wedge \rangle \equiv \langle \max, \min \rangle$  in the proximity space—the most common transitive closure in fuzzy graphs (§2.2), based on a dual T-Conorm/T-Norm pair.

The  $\langle \vee, \wedge \rangle \equiv \langle \max, \min \rangle$  closure of a fuzzy graph is equivalent to the *ultra-metric* closure of a distance graph, where instead of the triangle inequality, a stronger inequality is enforced:  $d_{ij} \leq \max(d_{ik}, d_{kj}), \forall k$ . Ding et al (Ding et al., 2006) have previously shown this simple relationship, which derives easily for any  $\varphi$  (per definition 2) in our framework. Ding et al further used this closure to compute cliques in protein interaction networks—a complex network problem relevant for computational Biology.

Because in this case  $\vee = \max$ , the ultra-metric closure is still a shortest-path distance closure (§4.2), and therefore converges (in both spaces) in finite time (§3.2). However, in the ultra-metric closure, instead of path length being computed by summing the edges in a path (as the canonical metric closure, §4.1), path length is measured exclusively by the “weakest link” in the path: the largest distance edge-weight or the smallest proximity edge-weight, of distance or proximity graphs, respectively.

Figure 5 depicts the closures of examples 1 and 2 above, for the proximity-to-distance isomorphism  $\varphi$  of formulae 2. The or ultra-metric closure of distance graphs (or  $\langle \max, \min \rangle$  closure of proximity graphs) imposes quite a strong distortion of the original graph. After closure, every item tends to become highly related to every other indirectly linked item, however many edges far away. When using it to infer indirect relationships (shortest paths, cliques, clusters), the assumption is that the strength or proximity of connection between any two items is equal only to the weakest edge on the path between both items—irrespective of how many edges that path may be comprised of. For instance, in a social network, any two people are as strongly connected as the weakest social connection in the chain of indirect social connections that links them, with no penalty for the number of indirect connections that exist. A catholic who is very close to a priest who is close to a bishop who is close to a cardinal who is close to the Pope, becomes automatically close to the Pope—a scenario that runs against our perception of the reality of that social connection.

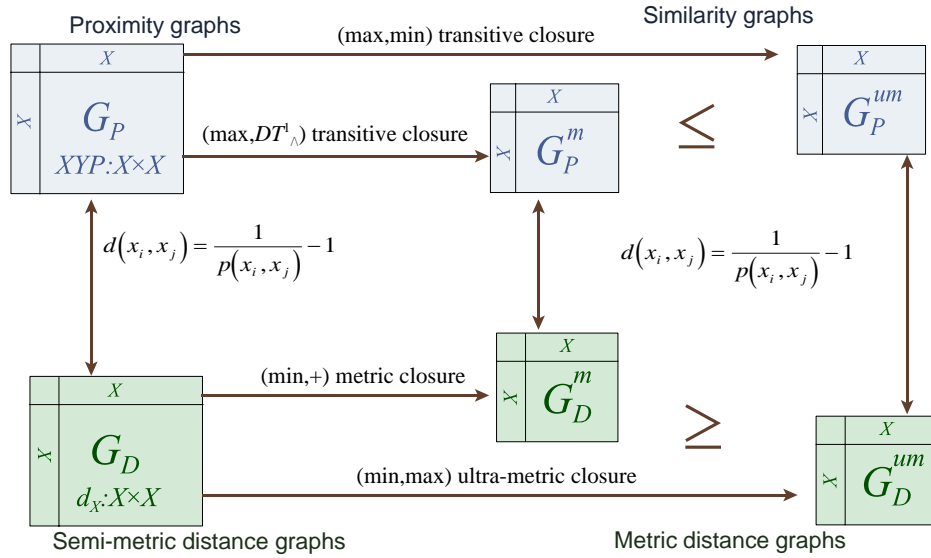


Fig. 5. Metric and ultra-metric distance closures, and their fuzzy proximity graph counterparts for  $\varphi : distance = \frac{1}{proximity} - 1$ . The ultra-metric distance closure is equivalent to the  $\langle \max, \min \rangle$  transitive closure of a fuzzy graph. The metric closure is equivalent to the  $\langle \max, DT_{\lambda}^1 \rangle$  closure of a fuzzy graph, where  $DT_{\lambda}^1$  is the Dombi conjunction for  $\lambda = 1$ .

This intuition is also validated in more testable scenarios in information retrieval applications. We have observed in our work with recommender systems (Rocha, 2001; Rocha et al., 2005; Simas and Rocha, 2012), as well as in our analysis of social and knowledge networks (Rocha, 2002b; Rocha, 2002a; Verspoor et al., 2005; Abi-Haidar et al., 2008), that the metric closure,  $\langle \vee, \wedge \rangle \equiv \langle \max, DT_{\lambda}^1 \rangle$ , produces better and more intuitive results than the ultra-metric closure,  $\langle \vee, \wedge \rangle \equiv \langle \max, \min \rangle$ —insofar as the search for relevant indirect associations is concerned.

In the metric closure case, because we sum the distance weight of every edge in a path ( $g \equiv +$ ), there is a built-in penalty for the number of indirect edges in the path. This matches our intuition that, in reality, the catholic in our example will have a harder time influencing the Pope if the communication chain involves a hierarchy of many levels, no matter how strong each connection between levels is. This means that the metric closure results in significantly fewer edges being altered in the original graph; only those indirect paths comprised of a few edges, with every distance edge-weight relatively small, may provide a shorter indirect connection than the original direct connection. In other words, the metric closure imposes a weaker distortion of the original graph. Theorem 8 below (proof in appendix B) shows that the ultra-metric distance closure always leads to a larger distortion of the original graph, than what we get from the metric closure of the same graph:  $\Delta_{um} \geq \Delta_{mc}$ . These results are also depicted in Figure 5.

#### Theorem 8

Given the isomorphism  $\varphi$  from definition 2 and theorem 4, if  $D^{mc}$  is the metric closure with  $f \equiv \min$  and  $g_1 \equiv +$ , and  $D^{um}$  is the ultra-metric closure with  $f \equiv \min$  and  $g_2 \equiv \max$  then

$D^{mc} \supseteq D^{um}$  is equivalent to  $P^{mc} \subseteq P^{um}$ , where  $D^{mc} = \Phi(P^{mc})$  and  $D^{um} = \Phi(P^{um})$ . Therefore,  $\Delta(P^{um}) \geq \Delta(P^{mc})$ , where distortion is computed using eq. 8.

We can see from theorem 4 and corollary 1 that the transitive closure of proximity graphs and the isomorphic distance closure of distance graphs, entails a very wide space of possibilities, which include the metric and ultra-metric closures. In the generalized metric closure case, each variant implies a distinct way of computing shortest path lengths—as well as assumptions about constraints on the variation of the distribution of shortest paths (§4.2). Consequently these closures are not unique as already known in the theory of fuzzy graphs, but not so well-known in the field of network science. For a given application, it is important to pay attention to the distortion created by the distance or transitive closure computed on the original relational information extracted from data. Next we look at forms of distance closure which step outside the notion of shortest path, and search for distance closures with good axiomatic characteristics from a logical point of view, but which are intuitively close to the canonical metric closure.

## 5 Diffusion Distance (Dombi Transitive) Closure

### 5.1 Axiomatics of Distance Closure and Network Approximate Reasoning

In the Fuzzy logic community, considerable work has been done to identify pairs of operations and complements that satisfy desirable axiomatic characteristics (e.g. De Morgan's laws (Dombi, 1982)). These pairs of general (fuzzy) logic conjunction and disjunction operations are known as conjugate or *dual* T-Norms and T-Conorms (Klir and Yuan, 1995; Klement et al., 2004). As discussed above, each distinct conjunction/disjunction pair leads to a specific transitive closure of an initial proximity graph—with isomorphic distance closures. However, only some of these entail intuitive logical operations. To pursue logical reasoning, it is reasonable to expect a complement to be *involutionary*, so that  $\bar{\bar{x}} = x$ . It is also reasonable that disjunction, conjunction and complement follow De Morgan's laws:  $\overline{a \vee b} = \bar{a} \wedge \bar{b}$ ,  $\overline{a \wedge b} = \bar{a} \vee \bar{b}$ . For instance, the  $\langle \vee, \wedge \rangle \equiv \langle \max, \min \rangle$  operations, with the standard fuzzy complement ( $\bar{x} = 1 - x$ ), follow De Morgan's laws. So do many other operations and complements, see (Klir and Yuan, 1995) for a good overview.

Such desirable logical axiomatic constraints are also important for graphs, especially when we use them to model knowledge networks. Since, as we have shown (§2.3), proximity networks are good knowledge representations for many applications, it is desirable to be able to combine or fuse networks obtained from different data sources and compute compound logical statements from the knowledge they store. For instance, in the recommender system developed for MyLibrary@LANL (Rocha et al., 2005), it may be useful to issue recommendations on an aggregate journal network built from a conjunction of two constituent networks (e.g. journal proximity obtained from user access data *and* journal proximity obtained from citation data). This calculus of fuzzy graphs (Zadeh, 1999) allows us to perform a *network approximate reasoning*, the development of which is beyond the scope of this article, but necessarily requires that algebraic structures *I* and *II* in our isomorphism (§3.1) possess the reasonable (duality) constraints outlined above.

The metric closure of a distance graph corresponds to the transitive closure with algebraic structure *I* where  $\langle \vee, \wedge \rangle \equiv \langle \max, DT_{\lambda}^1 \rangle$  in the proximity space (§4.1). As shown



in example 1, the T-Norm  $\wedge$  associated with this closure is a special case of the Dombi (Dombi, 1982) conjunction (Klir and Yuan, 1995):

$$DT_{\wedge}^{\lambda}(a, b) = \frac{1}{1 + \left[ \left( \frac{1}{a} - 1 \right)^{\lambda} + \left( \frac{1}{b} - 1 \right)^{\lambda} \right]^{\frac{1}{\lambda}}} \quad \forall a, b \in [0, 1], \lambda \in [0, +\infty] \quad (9)$$

which, when  $\lambda = 1$  becomes:

$$DT_{\wedge}^1(a, b) = \frac{ab}{a + b - ab} \quad \forall a, b \in [0, 1] \quad (10)$$

Unfortunately, the T-Conorm/T-Norm pair  $\langle \max, DT_{\wedge}^1 \rangle$  used on the metric closure leads to an algebraic structure  $I$  with very poor axiomatic characteristics for logical reasoning. It can be easily shown that this pair of operations does not satisfy De Morgan's laws for any involutive complement (see theorem 6 in appendix B). Since no involutive complement exists that can satisfy De Morgan's laws for this pair, we now ask what is the  $\langle \vee, \wedge \rangle$  pair closest to it, that with an involutive complement obeys De Morgan's laws?

In section 4, we fixed the T-Conorm  $\vee \equiv \max$ , and varied the isomorphism map  $\varphi$ , which is the same as varying the space of possible T-Norms  $\wedge$  in proximity space. This led to the generalized metric closure, the entire space of which (shortest-path distance closures) contains a single dual T-Conorm/T-Norm pair: the ultra-metric closure,  $\langle \vee, \wedge \rangle \equiv \langle \max, \min \rangle$ . In distance space, this means that we fixed the concept of shortest path ( $f \equiv \min$ ), generalizing the computation of path length (via different  $g$  binary operations).

Here, also starting from the metric closure  $\langle \vee, \wedge \rangle \equiv \langle \max, DT_{\wedge}^1 \rangle$ , we fix the T-Norm  $\wedge \equiv DT_{\wedge}^1$  and let the T-Conorm  $\vee$  vary instead. In this case, we also fix the isomorphism to the simplest, intuitive and most used  $\varphi$  function of equation 2. In distance space, this means that we preserve the computation of path length to the summation of every edge weight in a path—because with this  $\varphi$ , fixing  $\wedge \equiv DT_{\wedge}^1$  in proximity space, is equivalent to fixing  $g \equiv +$  in distance space (§4.1). In the present work, we restrict the search of T-Conorms to the same Dombi family (Dombi, 1982; Klir and Yuan, 1995):

$$DT_{\vee}^{\lambda}(a, b) = \frac{1}{1 + \left[ \left( \frac{1}{a} - 1 \right)^{-\lambda} + \left( \frac{1}{b} - 1 \right)^{-\lambda} \right]^{\frac{1}{-\lambda}}} \quad \forall a, b \in [0, 1], \lambda \in [0, +\infty] \quad (11)$$

which, when  $\lambda = 1$  becomes:

$$DT_{\vee}^1(a, b) = \frac{a + b - 2ab}{1 - ab} \quad \forall a, b \in [0, 1] \quad (12)$$

Therefore, in distance space, we are no longer computing the shortest path ( $f \equiv \min$ ), but something else, where  $f$  is given by eq. 5 using  $\varphi$  from eq. 2 and  $\vee$  from eq. 11.

Using the general Dombi T-Conorm equation (11) we can find a  $\lambda$  which satisfies De Morgan's laws when paired with the Dombi T-Norm used in the metric closure:  $\langle DT_{\vee}^{\lambda}, DT_{\wedge}^1 \rangle$ . We perform this search using the Dombi T-Conorm  $DT_{\vee}^{\lambda}$  because it is one of the most well-known parametric T-Norm/T-Conorm families which includes the widest range possible of such operations (Dombi, 1982; Klir and Yuan, 1995). It includes the T-Conorm used in the

metric closure (§4.1), since  $DT_{\vee}^{\lambda \rightarrow \infty}(a, b) = \max(a, b)$ . Therefore, we can investigate the properties of metric closure in this formulation.

Because the Dombi family of T-Norms and T-Conorms is dual when the same  $\lambda$  is used for the T-Norm and T-Conorm (Dombi, 1982; Klir and Yuan, 1995),  $\lambda = 1$  obviously yields a dual pair  $\langle DT_{\vee}^1, DT_{\wedge}^1 \rangle$  with the characteristics we seek. This pair is used to compute a *diffusion distance closure* studied in detail below (§5.2). However, is this pair the closest to the metric closure in this formulation? Can we find those values of  $\lambda$  near satisfying the requisite laws of logic? How far is the metric closure from satisfying these laws?

Notice that the T-Conorm/T-Norm pair used by the ultra-metric closure (§4.3) is not included in this search because it does not share the T-Norm  $\wedge = DT_{\wedge}^1$ . In any case, because the ultra-metric closure is based on the dual T-Norm/T-Conorm pair  $\langle \vee, \wedge \rangle = \langle \max, \min \rangle$ , it is already based on an algebraic structure  $I$  with all the desirable axiomatic characteristics—the only one in the set of shortest-path distance closures (§4.2).

Let us then investigate if the De-Morgan's Laws, with the standard complement  $C_1(x) = 1 - x$ , are satisfied for the pair  $\langle DT_{\vee}^{\lambda}, DT_{\wedge}^{\lambda} \rangle$ :

$$\overline{a \vee b} | \vee \equiv D_{\vee}^{\lambda}(\overline{a}, \overline{b}) = \frac{1}{1 + \left[ \left( \frac{1}{a} - 1 \right)^{\lambda} + \left( \frac{1}{b} - 1 \right)^{\lambda} \right]^{-\frac{1}{\lambda}}}$$

$$\overline{a \wedge b} | \wedge \equiv \overline{D_{\wedge}^{\lambda}(a, b)} = 1 - \frac{ab}{a + b - ab} = \frac{a + b - 2ab}{a + b - ab}$$

For De-Morgan's Law to hold,  $\overline{a \wedge b} = \overline{a} \vee \overline{b}$ :

$$-ab \left[ \left( \frac{1}{a} - 1 \right)^{\lambda} + \left( \frac{1}{b} - 1 \right)^{\lambda} \right]^{\frac{1}{\lambda}} + a + b - 2ab = 0$$

This equation has  $\lambda = 1$  as a straightforward unique solution which is not at all surprising; this merely shows that in the Dombi family the unique dual T-Conorm for the  $DT_{\wedge}^1$  T-Norm is  $DT_{\vee}^1$ . While the unique error-free solution is trivial, we can use this equation to understand how far from desirable axiomatic characteristics the pair used in metric closure is. We can think of the left side of the equation as the *error* or *deviation* from a T-Norm/T-Conorm pair that obeys De-Morgan's laws with standard complement. An integral of the left side of the above equation yields an estimate of the total deviation  $F(\lambda)$  from ideal axiomatic characteristics over the entire domain of the operations:

$$F(\lambda) = \int_0^1 \int_0^1 \left( -xy \left[ \left( \frac{1}{x} - 1 \right)^{\lambda} + \left( \frac{1}{y} - 1 \right)^{\lambda} \right]^{\frac{1}{\lambda}} + x + y - 2xy \right) dx dy$$

Figure 6 shows the error from ideal axiomatic characteristics (computed as the double integral, above) that ensues from using the pair  $\langle \vee, \wedge \rangle = \langle DT_{\vee}^{\lambda}, DT_{\wedge}^{\lambda} \rangle$  for a given  $\lambda$ . The unique, error-free solution exists for  $\lambda = 1$ ;  $\langle DT_{\vee}^1, DT_{\wedge}^1 \rangle$  is the T-Conorm/T-Norm pair used in the diffusion distance closure (§5.2). This pair allows De Morgan's and involution rules to be systematically applied without error when logically combining graphs (in network approximate reasoning). As  $\lambda \rightarrow +\infty$ , we reach the T-Conorm/T-Norm pair  $\langle \max, DT_{\wedge}^1 \rangle$  used in the metric closure. In contrast, logically combining graphs with this pair will

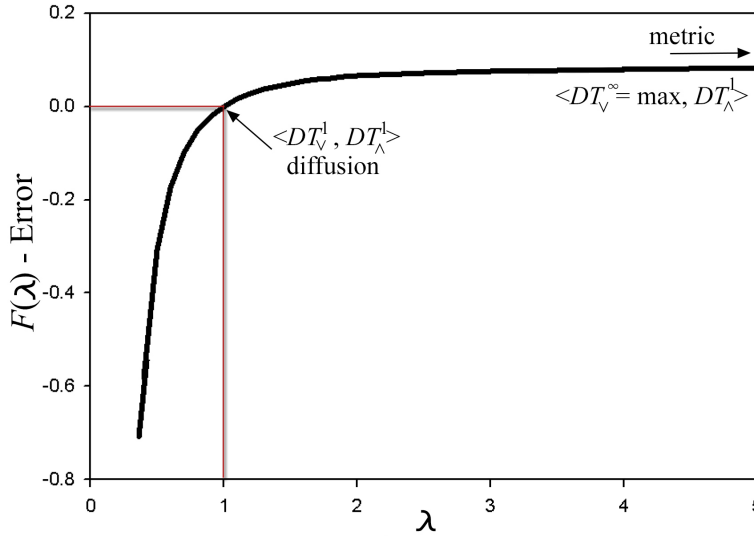


Fig. 6. Error between the surface established by the desired axiomatic constraints (De-Morgan’s laws with standard complement), and  $\langle DT_{\vee}^{\lambda}, DT_{\wedge}^{\lambda} \rangle$  as  $\lambda$  varies.

result in the systematic accumulation of errors, meaning that we cannot recover the original values of a graph by involution or by applying De Morgan’s laws. When  $\lambda \rightarrow 0$ , the Dombi T-Conorm approaches the drastic disjunction<sup>2</sup>, which is revealed to be very far from any desirable characteristics, with unbounded error as  $\lambda \rightarrow 0$ .

Interestingly, while the pair  $\langle \max, DT_{\wedge}^1 \rangle$  employed by the metric closure does not possess perfect axiomatic characteristics, its error is bounded, as the curve in Figure 6 asymptotically approaches 0.1 when  $\lambda \rightarrow +\infty$ . The relatively small error of this pair may be acceptable if we do not intend to frequently combine our graphs using logical expressions—using approximate reasoning on networks based on T-Norms, T-Conorms, and the complement.

There are thus two solutions available if we are interested in algebraic structures *I* and *II* (§3) capable of logical reasoning with an involutive complement—when we intend to use proximity or distance graphs as knowledge representations and manipulate them with network approximate reasoning. We can either preserve the notion of shortest path ( $f \equiv \min$ ) or the notion of path length as the sum of edges ( $g \equiv +$ ), but not both simultaneously, because there is no isomorphic T-Norm/T-Conorm pair that obeys De Morgan’s laws and simultaneously satisfies those two notions—which define the metric closure.

When we preserve the notion of shortest path ( $f \equiv \min$ ) the only alternative is the ultrametric T-Conorm/T-Norm pair  $\langle \vee \equiv \max, \wedge \equiv \min \rangle$  (§4.3). When we preserve the notion of path length as the sum of edges ( $g \equiv +$ ), then only the diffusion T-Norm/T-Conorm pair  $\langle \vee \equiv DT_{\vee}^1, \wedge \equiv DT_{\wedge}^1 \rangle$  obeys De Morgan’s laws with the most intuitive and simple isomorphism (eq. 2). Next we study this second alternative in more detail and show that it leads to a notion of distance closure potentially useful for network science in its own right that is, even if we are not interested in network approximate reasoning.

<sup>2</sup>  $u(a, b) = 1$ , except when  $a = 0$  or  $b = 0$ , where  $u(a, b)$  is  $b$  or  $a$ , respectively (Klir and Yuan, 1995).

### 5.2 Diffusion Closure

The T-Conorm/T-Norm pair  $\langle \vee \equiv DT_{\vee}^1, \wedge \equiv DT_{\wedge}^1 \rangle$  obtained above, obeys De Morgan's laws and preserves the notion of path length as the sum of edges ( $g \equiv +$ ). However, when used to compute a distance closure via our isomorphism (§3.1), it relaxes the notion of shortest path because:  $\vee \neq \max \Leftrightarrow f \neq \min$ . We now study what ensues from this pair when used in algebraic structure *II* to compute a *diffusion distance closure*. Moreover, because  $\vee \neq \max$ , convergence in finite time is no longer guaranteed (§3.2), and so we also need to understand how to use this diffusion closure computationally.

**Example 3 (Diffusion Closure)** Let  $\varphi : [0, 1] \rightarrow [0, +\infty]$ ,  $d_{ij} = \varphi(p_{ij}) = \frac{1}{p_{ij}} - 1$  (as in equation 2, §2.4). Let also  $\wedge \equiv DT_{\wedge}^1(a, b)$  (eq. 10), and  $\vee \equiv DT_{\vee}^1(a, b)$  (eq. 12), where  $a, b \in [0, 1]$  represent proximity weights from semi-ring *I* (§3). We know from theorem 4, eq. 4:

$$g(x, y) = \varphi(\wedge(\varphi^{-1}(x), \varphi^{-1}(y)))$$

where  $x, y \in [0, +\infty)$  represent distance weights from semi-ring *II* (§3),  $x = \varphi(a)$  and  $y = \varphi(b)$ . Since  $\varphi^{-1}(x) = \frac{1}{x+1}$ , by substitution of  $\varphi, \varphi^{-1}$ , and  $\wedge = DT_{\wedge}^1$ , we obtain:

$$g(x, y) \equiv x + y$$

We apply the same reasoning to  $f$ , using eq. 5:

$$\begin{aligned} f(x, y) &\equiv \varphi(\vee(\varphi^{-1}(x), \varphi^{-1}(y))) \\ f(x, y) &= \frac{1 - DT_{\vee}^1(\varphi^{-1}(x), \varphi^{-1}(y))}{DT_{\vee}^1(\varphi^{-1}(x), \varphi^{-1}(y))} \\ f(x, y) &= \frac{1 - DT_{\vee}^1(\frac{1}{x+1}, \frac{1}{y+1})}{DT_{\vee}^1(\frac{1}{x+1}, \frac{1}{y+1})} \end{aligned}$$

yielding,

$$f(x, y) = \begin{cases} y & \text{for } x = +\infty \\ x & \text{for } y = +\infty \\ \frac{xy}{x+y} & \text{for } x, y \in ]0, +\infty[ \\ 0 & \text{for } x = y = 0 \end{cases}$$

Therefore, the transitive closure of a proximity graph with algebraic structure *I* where  $\langle \vee, \wedge \rangle \equiv \langle DT_{\vee}^1, DT_{\wedge}^1 \rangle$ , is isomorphic to the distance closure using algebraic structure *II* where  $f(x, y) = \frac{xy}{x+y} = \frac{1}{\frac{1}{x} + \frac{1}{y}}$  and  $g(x, y) = x + y$  in the distance space. With this algebraic structure *II*, the composition of distance graphs  $G_D = (X, D)$  (definition 6, §3.1) is given by this specific TD-Conorm/TD-Norm pair:

$$D \circ D = f(d_{ik} + d_{kj}) = \frac{1}{\sum_k \frac{1}{d_{ik} + d_{kj}}} = d_{ij}^2, \quad \forall x_i, x_j, x_k \in X$$

because  $g(d_{ik}, d_{kj}) = d_{ik} + d_{kj}$ . Since  $p_k = d_{ik} + d_{kj}$  is the length of the path between vertices  $x_i$  and  $x_j$ , via vertex  $x_k$ , the distance between vertices after composition with  $\langle f, g \rangle$  becomes:

$$d_{ij}^2 = \frac{1}{\frac{1}{p_1} + \dots + \frac{1}{p_v}} = \frac{HM(p_1, \dots, p_n)}{v} \quad (13)$$

where  $v$  is the number of distinct paths  $p_k$  that exist between  $x_i$  and  $x_j$ , via some vertex  $x_k$ , and  $HM$  is the harmonic mean of the lengths of such paths. This means that the operations  $\langle \vee, \wedge \rangle \equiv \langle DT_{\vee}^1, DT_{\wedge}^1 \rangle$  of proximity graphs yield a *diffusion distance* (Coifman et al., 2005) in distance space; thus, the transitive closure with the Dombi operators (with  $\lambda = 1$ ) yield a *diffusion closure* of distance graphs.

The algebraic structure  $I = ([0, 1], DT_{\vee}^1, DT_{\wedge}^1)$  does not form a dioid (it is a pre-ordered bounded lattice (Han and Li, 2004)). This means that the conditions of theorems 5 and 6 are not met, and therefore the transitive and distance closures are not guaranteed to converge in a finite time (§3.2). Indeed, the transitive closure  $G_P^T(X, P^T)$  with  $I = ([0, 1], DT_{\vee}^1, DT_{\wedge}^1)$  converges asymptotically to the T-Norm neutral element  $e = 1$  as  $\kappa \rightarrow +\infty$  in Definition 5, but not in finite time. Likewise, via the isomorphism, the diffusion distance closure  $G_D^T(X, D^T)$  with algebraic structure  $II = ([0, +\infty], f(x, y) = \frac{xy}{x+y}, g(x, y) = x + y)$  converges asymptotically to the TD-Conorm neutral element  $\dot{e} = 0$  as  $\kappa \rightarrow +\infty$  in Definition 7.

From eq. 13, it is easy to see that the diffusion closure of a connected distance graph converges to a fully connected distance graph where every edge weight is near zero. As  $\kappa$  increases, the distance between every pair of vertices is computed over and over as the harmonic mean divided by the (growing) number of paths of  $\kappa$  (repeating) edges, leading to a quick convergence to zero. Indeed, while this diffusion distance closure does not converge in finite time, it does quickly converge to arbitrarily near its limit ( $\dot{e} = 0$ ) in just a few (composition) steps of  $\kappa$  in Definition 7.

It is precisely what happens to the original distance graph  $G_D(X, D)$  in the first few  $\kappa$  steps of the diffusion closure computation that makes it interesting for network science. In other words, the limit to which the diffusion distance closure converges (all edges with zero distance weight) is trivial—information is in the limit completely diffused to all connected vertices. But as we compute  $D^n$ , the  $n$ -Power of distance graph  $G_D$  (Definition 6), for small values of  $n$ , we can study *diffusion processes* of  $n$  steps on networks. The indirect distances computed via diffusion, offer an altogether different quantification of indirect distances on networks from what we can obtain via the shortest-path distance closures (§4), such as the metric closure (via APSP/Dijkstra). Moreover, this approach to studying diffusion distances naturally derives from the algebraic formulation we have outlined here, rather than via stochastic algorithms such as random walks—commonly used in network science to study diffusion processes (Noh and Rieger, 2004; Fronczak and Fronczak, 2009).

$D^n$  (and isomorphically  $P^n$ ) yields a graph whose edges measure the diffusion distance between vertices of the original graph  $G_D(X, D)$ . More specifically, the edges between vertices  $x_i$  and  $x_j$  are computed as the harmonic mean of the lengths of all paths of  $n$  edges (computed as the sum of constituent edge weights) between  $x_i$  and  $x_j$ , divided by the total number of distinct such paths ( $v$ , eq. 13). We can think of this as a measurement of how near are (indirectly connected) vertices  $x_i$  and  $x_j$  to each other, if information is allowed

to traverse all paths of  $n$  edges between them—where the same edge can repeat in the formation of a path. Therefore, we can think of the  $n$ -Power of a distance graph,  $D^n$ , as a  $n$ -diffusion process. Rather than computing a distance closure (as  $\kappa \rightarrow +\infty$ , Definition 7), we are thus interested in such contained diffusion processes.

An interesting feature of  $D^n$  is that the distance edge weights, in addition to being semimetric (breaking the triangle inequality, §2.4), can also break the symmetry axiom of a metric function when  $n > 2$ . In other words, the distance function of graphs  $D^{n>2}$  only obeys the nonnegative and anti-reflexive axioms (§2.4) and is therefore a *premetric* (inducing a *pretopology* (Stadler et al., 2001)). This means that  $G_D^n(X, D^n)$  can be a directed, weighted graph, even though  $G_D(X, D)$  is undirected. The symmetry breaking occurs in the computation of the  $n$ -Power of Distance Graph via Definition 6 because of the composition of adjacency matrices of graphs with different powers. At  $n = 3$ , the symmetry breaking point, the edge weights between nodes  $x_i$  and  $x_j$  are obtained as:

$$d_{ij}^3 = f_k(d_{ik}^2 + d_{kj}) = \frac{1}{\sum_k \frac{1}{d_{ik}^2 + d_{kj}}}, \quad \forall x_k \in X$$

$$d_{ji}^3 = f_k(d_{jk}^2 + d_{ki}) = \frac{1}{\sum_k \frac{1}{d_{jk}^2 + d_{ki}}}, \quad \forall x_k \in X$$

Because  $d_{ik}^2$  and  $d_{jk}^2$  are computed via the harmonic mean of eq. 13, and the degree of a node  $x$  can be larger in graph  $D^2$  than the degree of  $x$  in graph  $D$ , we have  $d_{ij}^3 \neq d_{ji}^3$  and the asymmetry appears<sup>3</sup>. If we want to avoid the asymmetry, an alternative is to compute the composition only of a graph with itself. In this case, the  $n$ -diffusion is computed only for the powers of two:  $D^{2^\eta} = D^{2^{\eta-1}} \circ D^{2^{\eta-1}}$ ,  $\eta = 1, 2, 3, \dots$ . Each  $n = 2^\eta$  power of  $D$  represents the distance between vertices that arises from diffusion on paths of  $2^\eta$  edges. This approach to computing the  $n$ -diffusion is reasonable, also because as  $\kappa \rightarrow +\infty$ , the distance closure naturally converges to the trivial, undirected graph where all edges have zero distance weight. Therefore, in the limit, the transitive closure retains symmetry. Edge-symmetry breaking is exemplified in more detail in the next subsection (§5.3), where the utility of  $n$ -diffusion to network science is also discussed further.

To highlight how different the measurement of indirect distances on networks is between shortest-path closures and  $n$ -diffusion processes, let us return to our social example. The ultra-metric closure is based on the idea that the indirect distance between two vertices (in a distance graph) is a shortest-path computed as the smallest of the weakest links (largest edge distance weight) of all paths—the distance between the catholic and the Pope is only the weakest social link found in the strongest possible indirect social chain up the hierarchy. The metric closure is based on the idea that there is a penalty for the number of edges in the strongest path up the hierarchy. In contrast, a diffusion process assumes that the ability to “influence” a distant node depends (via the harmonic mean) on how many strong paths exist to that node. Whereas the metric closure assumes the distance between two indirectly

<sup>3</sup> In the case of shortest-path closures (§4), because  $f = \min$ , the asymmetry does not occur.

connected nodes is the single shortest path between them, the  $n$ -diffusion assumes that having more or fewer short indirect paths is important in computing indirect path distances. Our catholic has a higher ability to influence the Pope if there are many alternative strong paths (measured by summing the edges just as in the metric case) up the hierarchy, than if there is only one strong path.

Because diffusion distances automatically account for number of indirect connections, they can be very useful for community detection in weighted graphs and segmentation of topological data (de Goes et al., 2008; Coifman et al., 2005; Lafon and Lee, Sept). As we can see in figure 7, inside a community the diffusion distance is shorter (from vertex C to B) because there are many possible strong indirect paths. In contrast, from one community to the other the diffusion distance is larger (from vertex B to A) because there are only a few possible indirect paths (bridges). In the next subsection (§5.3) we demonstrate with examples the utility of  $n$ -diffusion for community detection.




Fig. 7. Diffusion distance in community detection. From <http://www.math.duke.edu/~mauro/diffusiongeometries.html>.

Theorem 8 (§4.3) shows that the ultra-metric closure always leads to smaller distances than the metric closure—larger distortion of the original graph. But how do  $n$ -diffusion processes relate to the metric and ultra-metric closures? It is trivial to see that

$$\min(p_1, \dots, p_\nu) \leq HM(p_1, \dots, p_\nu)$$

therefore the metric closure, which is the shortest path between every pair of nodes, always leads to a smaller or equal distance than the harmonic mean of the lengths of all possible paths between a pair of nodes. However, the  $n$ -diffusion computes the distance between vertices according to equation 13, which is the harmonic mean of the lengths of all paths, divided by the number  $\nu$  of such paths. When  $\nu = 1$ , which happens only in the rare case of a single path  $p_1$  (a bridge) between two vertices  $x_i$  and  $x_j$ , the metric closure ( $d^{mc}$ ) and  $n$ -diffusion ( $d^n$ ) closure yield the same value:

$$d_{ij}^{mc} = \min(p_1) = p_1 = HM(p_1) = d_{ij}^n.$$

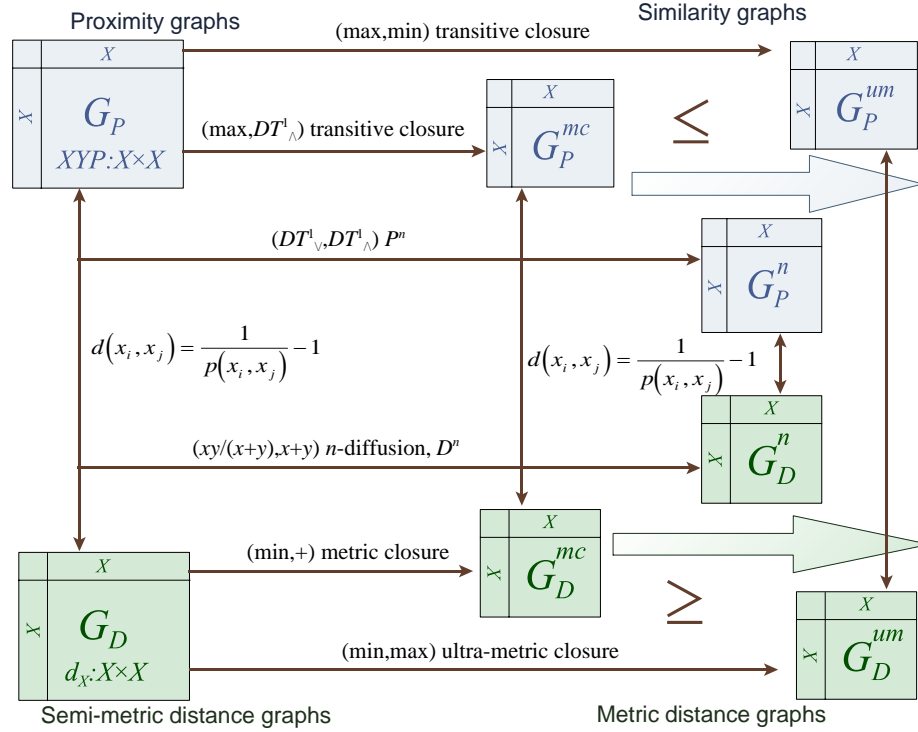


Fig. 8.  $n$ -diffusion is isomorphic to the  $n$ -power of proximity graphs based on the Dombi T-Norm and T-Conorm for  $\lambda = 1$ . The  $n$ -diffusion is shown with the metric and ultra-metric distance closures, and their fuzzy proximity graph counterparts for  $\varphi: \text{distance} = \frac{1}{\text{proximity}} - 1$ . It can yield values larger or equal to the metric closure.

But as  $v \rightarrow \infty$ , we have  $d_{ij}^n \rightarrow 0$ . Depending on the number of paths that exist between a pair of nodes, the  $n$ -diffusion leads to a distance value always smaller or equal than the metric closure; and a value that can be larger or smaller than the ultra-metric closure. In other words, the  $n$ -diffusion distance varies in the interval  $(0, \min(p_1, \dots, p_v)]$ . Thus, it is always guaranteed to be metric, but the distance between some vertices (those with many paths between them) can be smaller than ultra-metric, while the distance between others (such as bridges or with very few paths between them) can be very close to metric, a space of variation depicted in Figure 8. Indeed, the fact that the  $n$ -diffusion depends on the number of indirect paths between any two nodes, is what makes it a natural candidate for community detection as we exemplify next.

### 5.3 Applying $n$ -Diffusion

In section 5.2 we showed how the concept of distance closure allows us to study diffusion processes on networks using an algebraic formulation—rather than stochastic simulations. Furthermore, the  $n$ -diffusion process is based on an algebraic structure with good axiomatic characteristics to pursue logical or approximate reasoning on networks (§5.1). In proximity space the algebraic structure  $I = ([0, 1], DT_\vee^1, DT_\wedge^1)$  (Dombi T-Conorm/T-Norm pair for  $\lambda =$



1) is employed, whereas in distance space we have the isomorphic  $II = ([0, +\infty], f(x, y) = \frac{xy}{x+y}, g(x, y) = x + y)$ .

Similarly to what was pursued in section 4.2 to define generalized metric closures, we can fix the T-Conorm  $(DT_V^1)$  and vary map  $\phi$  in the isomorphism of theorem 4, in effect varying all possible T-Norms  $\wedge$ . This would result on sweeping the space of possible *generalized diffusion processes*, whereby the length of paths would be computed differently as  $g$  would change in the algebraic structure  $II$  of distance space. For instance, in the  $n$ -diffusion case we present here, we have  $g(x, y) = x + y$  because path length is computed by summing edges, but if we use T-Norm  $DT_{\wedge}^{\rightarrow +\infty} \rightarrow \min$  (eq. 9), path length would be computed by the weakest link, the largest distance edge weight in a path (because we would obtain  $g(x, y) = \max(x, y)$ ). Thus, we could compute all variations of diffusion distances as the harmonic mean of path length computed by some measure (divided by number of paths). The exploration of the space of such generalized diffusion closures and processes is left for future work. Here we want to emphasize the utility of  $n$ -diffusion processes computed via the algebraic distance closure of sections 5.1 and 5.2 on two network examples we pursue next.

### Toy Network

Figure 9 (a) depicts a toy network, defined by a simple graph where edge weights are as follows:  $d_{ii} = 0, d_{ij} = 1$ . When an edge does not exist between  $x_i$  and  $x_j$ , we have  $d_{ij} = +\infty$ . This network is designed to display three communities with two types of bridges: a node (1) and an edge (between nodes 2 and 3). Furthermore, one of the communities  $\{1, 3, 4, 5\}$  is a “bridge community” as it sits between the other two peripheral communities  $\{1, 8, 9, 10\}$  and  $\{2, 6, 7\}$ .

Let us now compute the  $n$ -diffusion of this graph for  $n = 1, 2, \dots$ , which is given by the respective  $n$ -power of the distance graph  $D^n$  (Definition 6, §3.1). Naturally,  $n = 1$  refers to the original distance network with connectivity matrix  $D$ . For each  $n$  we compute the community structure of the  $n$ -diffusion graph  $D^n$  using the Louvain method adapted for directed graphs as described in (Rubinov and Sporns, 2010). We use a method for directed graphs due to the asymmetry that arises in  $n$ -diffusion (§5.2). Other algorithms can be employed, but this one suffices to provide the reader with an intuitive understanding of the effect  $n$ -diffusion processes. The  $n$ -diffusion yields the distance graph  $D^n$  whose edges  $d_{ij}^n$  denote the indirect distance between nodes  $x_i$  and  $x_j$  measured by the diffusion that occurs via all paths of  $n$  edges between those nodes (including repetition of edges in paths). Diffusion here is measured by the harmonic mean of the length of all these paths (sum of all edge weights), divided by the number of such paths (§5.2). To measure the total amount of asymmetry of the network at a given  $n$ -diffusion process (§5.2), we sum the difference between the upper and lower diagonals of the connectivity matrix of  $D^n$ :

$$A(D^n) = \sum_i \sum_{j=i+1} |d_{ij}^n - d_{ji}^n| \tag{14}$$

In Figure 9 (b) we can see how symmetry is broken for this network at  $n = 3$ . Afterwards, asymmetry increases in the  $n$ -diffusion process until  $n = 5$ , and then quickly decreases asymptotically as  $n$  increases and the network converges to its diffusion closure.

34

Tiago Simas &amp; Luis M. Rocha

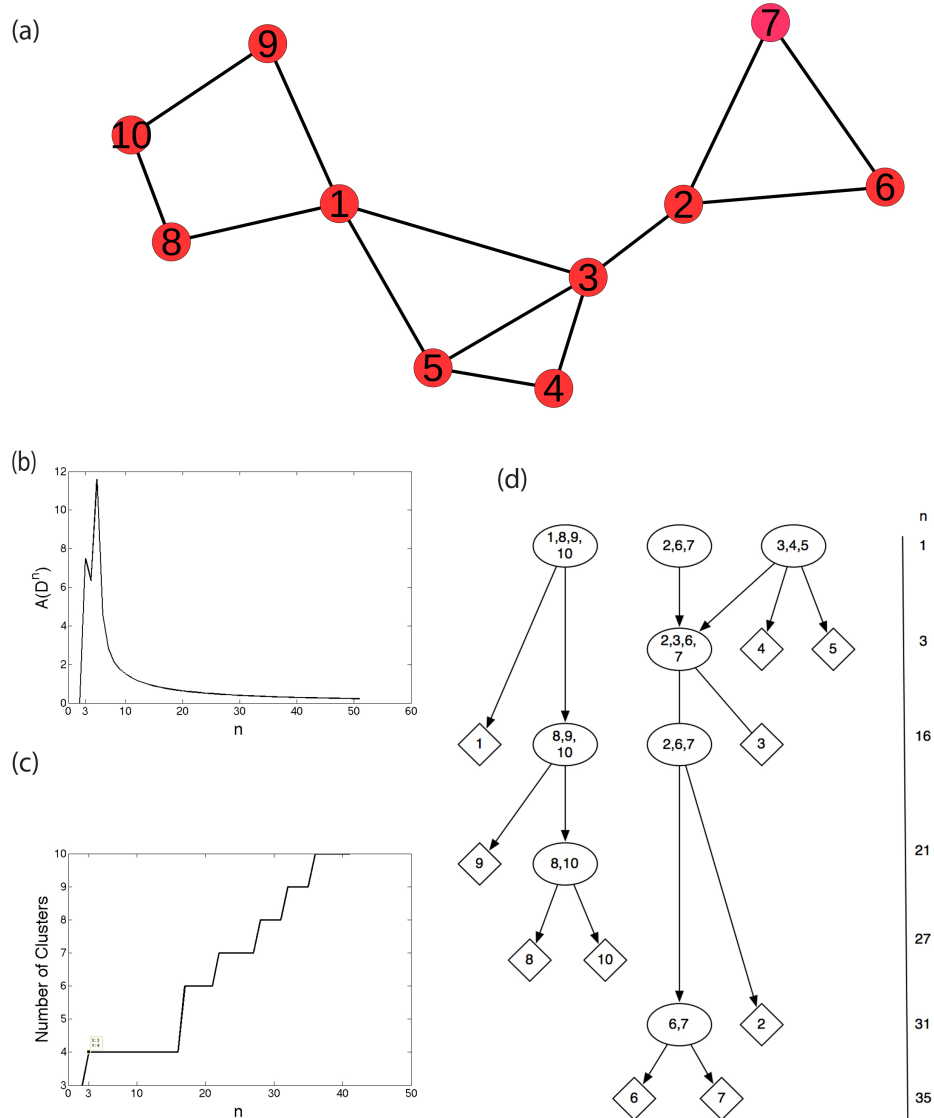


Fig. 9.  $n$ -diffusion in Toy Network. (a) the network structure with 3 communities. (b) Asymmetry as defined in equation 14. (c) Number of communities in each  $D^n$ , as  $n$  increases. (d) Hierarchy of communities as  $n$  increases. See text for details.

Interestingly, the computation of the community structure of each  $D^n$  as  $n$  increases, produces a form of hierarchical clustering. In Figure 9 (d) the communities uncovered as  $n$  increases are depicted in a tree with  $n$  represented vertically. We can see, for instance, that when symmetry is broken at  $n = 3$ , node 3 moves from a community with nodes 4 and 5, to the community with nodes 2, 6, and 7. In this case, the bridge community is broken, with node 3 of bridge edge  $d_{23}$  joining community  $\{2, 6, 7\}$ , while the remaining nodes of the bridge community break into single-node communities  $\{4\}$  and  $\{5\}$ . Only later, at  $n = 16$ , do bridge nodes  $\{1\}$  and  $\{3\}$  separate. In summary, the bridge edge and the bridge

community break apart well before the bridge nodes do. As diffusion with longer paths progresses, eventually all communities break into the individual 10 nodes in the network by  $n = 35$ . This overall process can also be seen in 9(c), which depicts the number of communities detected in each  $D^n$  network as  $n$  increases. The hierarchical breaking of the original community structure reflects how the diffusion via all possible paths up to a given  $n$  connect the nodes in the network. In the limit, all nodes are near all other nodes, but in the diffusion process the nodes of some communities, for a while, remain closer to each other than to the rest of the network. The first nodes to be near all other nodes are 4 and 5, while the nodes in the most peripheral communities and edges remain nearer each other than the rest of the network for longer.

It is clear that  $n$ -diffusion peels of the community structure of this toy example in a reasonable way. It may also be useful to compare it to more traditional modularity detection algorithms. In Appendix D of supporting materials, the results of the analysis of this network using Newman's Fast algorithm (Newman, 2004) and Hierarchical clustering (Day and Edelsbrunner, 1984) are depicted. While the results are similar across all methods (e.g. there are clearly three main clusters), some differences are noteworthy. The  $n$ -diffusion handles the bridges and bridge communities differently. While the other two methods clearly locate nodes 1 and 3 as part of a cluster with nodes 4 and 4, the  $n$ -diffusion (plus Louvain community detection) distinguish such bridge nodes more emphatically: node 3 is first moved to the  $\{2, 6, 7\}$  cluster and subsequently the first to be broken from this cluster, while 1 is first a part of cluster  $\{8, 9, 10\}$  and then broken from it first.

These subtle differences make sense when we consider that  $n$ -diffusion is akin to a process of information diffusion on a network via all paths of  $n$  edges. As paths of different  $n$  are combined, the asymmetry arises and grows, because the diffusion distances computed for a given size path are distinct from those computed with another (§5.2). In a sense, the information about the network topology that is transmitted by paths of a certain size, is different from what is transmitted by paths of a different size. As longer paths are considered, information is transmitted across the whole network, the asymmetry disappears (see 9(c)) and every node is as near as possible to every other (connected) node.

It is also interesting to compare the results of applying  $n$ -diffusion to this network, with those obtained via the metric and ultra-metric closures. Because the edges between distinct nodes of the original toy network all possess the same weight  $d_{ij} = 1$ , the edge-eights that appear from indirect metric paths are all larger than the weights of original edges ( $d \in \{2, 3, 4, 5\}$ ). This means that the community structure of the metric closure  $D^m$  is still best represented by the same 3 communities as the original network. In contrast, the ultra-metric closure in this case produces a fully-connected graph of the same nodes with same edge-weights  $d_{ij} = 1$  (everything is connected to everything by the weakest link in a path). This means that the ultra-metric closure of this network  $D^{um}$  contains a single community that includes all nodes. Therefore, the  $n$ -diffusion analysis reveals a different community structure than the shortest-path metric and ultra-metric closures. In particular, it identifies the bridges and bridge communities more clearly.

*Co-Activity Flu Network*

We repeated the same analysis for a network obtained from real-world data about Flu co-activity between countries. This network was built from time-series data obtained from Google Flu Trends<sup>4</sup>. The time-series represent the number of queries that contain the term “flu” for a set of 29 countries from both hemispheres. Such time-series have been shown to be correlated with seasonal flu pandemics (Ginsberg et al., 2009). More specifically, the data collected corresponds to all pandemic seasons in the period of 2004 to 2013. The country network shown in Figure 10 (a) was built by computing Pearson’s correlation between the time-series of pairs of countries for each edge, similarly to what is commonly done in Neuroscience to compute functional Brain networks from fMRI time-series signals (Rubinov and Sporns, 2010). The correlation weights can be directly interpreted as proximity weights and converted to distance weights via the isomorphism map  $\varphi$  of eq. 2. Because of the isomorphism of theorem 4, the  $n$ -diffusion analysis can be performed with either the  $n$ -power of the proximity graph,  $P^n$  (Definition 4) using algebraic structure  $I = ([0, 1], DT_{\vee}^1, DT_{\wedge}^1)$ , or the  $n$ -power of the distance graph  $P^n$  (Definition 6) using algebraic structure  $II = ([0, +\infty], f(x, y) = \frac{xy}{x+y}, g(x, y) = x + y)$ .

The results of  $n$ -diffusion for this real network mirror what we observed for the Toy example. Again, symmetry breaking occurs at  $n = 3$ , decreasing rapidly after  $n \geq 5$ , as seen in Figure 10 (b). In this case, the number of communities remains constant at 2, corresponding to the Northern and Southern hemisphere countries, for a long number of iterations until  $n = 36$ , as seen in Figure 10 (c) and (d). This makes much sense because countries in each hemisphere are strongly correlated seasonally with one another. As  $n$  increases, the clusters break apart into constituent countries, peeling the bridges off first. Indeed, the unfolding of communities in the  $n$ -diffusion analysis very much reflects the geographical and socio-economic nearness of the countries represented in the network. This makes sense because we know that flu pandemics are in essence diffusive processes, whereby countries with greater geographical or socio-economic ties are more correlated. Our analysis nicely reproduces those ties. For instance, notice how the southern hemisphere first breaks South America from the pacific nations, taking Chile (the southern Pacific nation from South America) first into that cluster. But being a bridge node, Chile is the first country node to be isolated into its own community (similarly to node 3 in the Toy example). Later, south Africa is peeled off from the same South Pacific community, leaving Australia and New Zealand together. Thus, like in the Toy example, we see bridge nodes and bridge communities in the graph breaking off first.

In Appendix D of supporting materials, the results of the analysis of this network using Newman’s Fast algorithm (Newman, 2004) and Hierarchical clustering (Day and Edelsbrunner, 1984) are depicted. All methods extract a very similar community structure. A more detailed analysis of  $n$ -diffusion in real-World networks such as the Flu co-activity network is beyond the scope of this paper and we leave it for forthcoming work. However

<sup>4</sup> Data Source: Google Flu Trends (<http://www.google.org/flutrends>)

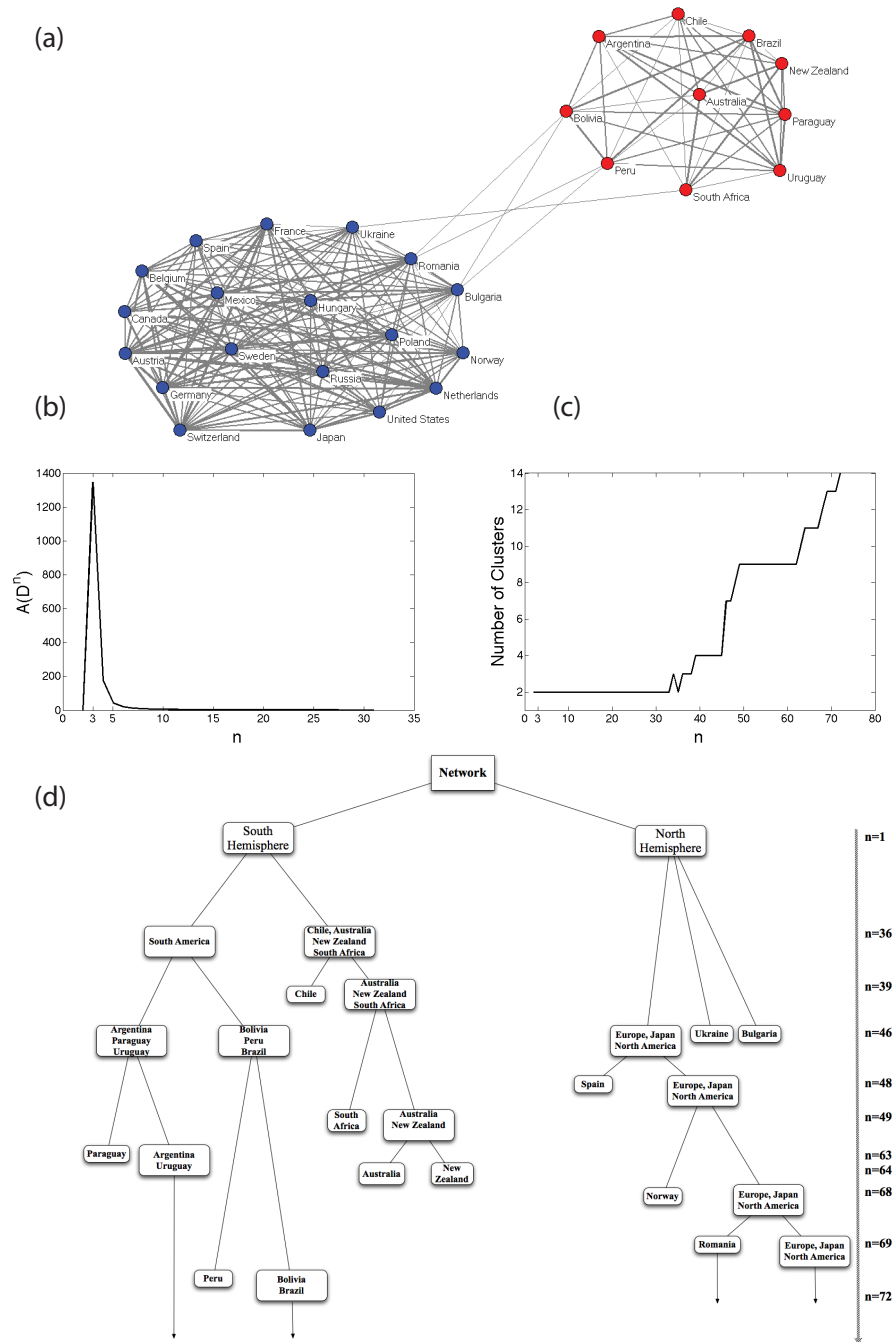


Fig. 10.  $n$ -diffusion in flu co-activity network. (a) the 29 country network and its two main groups of countries dividing the north and south hemispheres. (b) Asymmetry as defined in equation 14. (c) Number of communities in each  $D^n$ , as  $n$  increases. (d) Hierarchy of communities as  $n$  increases. See text for details.

## 6 Conclusions

We mapped and explored the isomorphism between distance and fuzzy (proximity or strength) graphs. More specifically, we formalized the isomorphic constraints between transitive closure in fuzzy graphs and the distance closure in distance graphs. In complex networks, the computation of path length and shortest paths is essential for structural analysis of graphs. However, given the isomorphism we explored, it is clear that there is an infinite number of ways to compute indirect distances on graphs, or distance closures, which are isomorphic to transitive closures in fuzzy graphs. Therefore, the canonical shortest path (the metric closure typically computed via the APSP/Dijkstra algorithm) is just one way of looking at indirect associations in network data. We have characterized the set of generalized metric closures, which includes all possible shortest path variations, where the length of each path can be computed in an infinite variety of ways—including the ultra-metric closure we also exemplified.

In addition to generalized shortest paths, there are many other ways to compute indirect distances or closures, leading to widely different properties useful for network science. In particular, we identified a diffusion distance closure which is isomorphic to the transitive closure of fuzzy graphs based on the Dombi T-Conorm/T-Norm pair  $\langle \vee, \wedge \rangle = \langle DT_{\wedge}^1, DT_{\vee}^1 \rangle$ . While this distance closure, in the limit, is trivial, the intermediate steps towards closure, which we named  $n$ -diffusion, were shown to be potentially useful for analysis of communities and diffusion processes on networks. It also offers a simple algebraic means to compute diffusion processes on networks (via matrix products), rather than the traditional stochastic simulations commonly used in the literature.

Whereas the metric closure relates indirectly linked items via the length of the shortest path between them, the  $n$ -diffusion relates indirectly linked items via the harmonic mean of the length of all distinct paths between them. In other words, the number of available paths is a factor in discerning closeness, which we argued to be intuitively useful in network analysis. Moreover, unlike the traditional shortest-path method (metric closure), it is based on desirable axioms for logical inference or approximate reasoning on networks. This means that distance graphs (or their isomorphic fuzzy graphs) obtained from distinct data sources can be logically combined and manipulated with the diffusion distance T-Norm/T-Conorm pair, while obeying De Morgan's laws with any involutive complement. In contrast, if we use the T-Norm/T-Conorm pair from the metric closure, no involutive complement exists that can satisfy De Morgan's laws, leading to information loss if we were to perform logical combination of graphs. In summary, while the diffusion distance operators can be used for logical inference—a network approximate reasoning—the metric distance operators cannot.

The isomorphism allowed us to understand and relate other forms of closure, such as the ultra-metric closure and the infinite number of closures parameterized by the Dombi T-Norm/T-Conorm family. This further allowed us to propose a simple method to compute alternative distance closures using existing algorithms for the APSP, as well as estimate the optimal parameter ranges of the Dombi family to constrain variation of a graph's average shortest-path distribution. We showed that the metric closure assumes very small fluctuations in this distribution, therefore, when larger fluctuations exist we should consider alternative closures (namely those with higher values of the Dombi family  $\lambda$  parameter).

Based on these results, we argue that different distance closures can lead to different conclusions about indirect associations in network data, as well as the (community) structure of complex networks. Therefore, our exploration of the isomorphism between fuzzy and distance graphs expands the toolbox available to understand complex networks.

### Acknowledgements

We would like to thank Bharat Dravid for help with the Mathematica calculations of section 5.1, and Joana Gonçalves Sá for discussions pertaining to the Flu network used in section 5.3. We are also very thankful for the constructive comments we received from the reviewers of this article. This work was partially supported by the Active Recommendation Project at the Los Alamos National Laboratory, National Science Foundation award "Dynamics of Information Flow and Decisions in Social Networks" BCS-0527249, and Fundação para a Ciência e a Tecnologia, Portugal.

### References

- Abi-Haidar, A., Kaur, J., Maguitman, A., Radivojac, P., Rechtsteiner, A., Verspoor, K., Wang, Z., and Rocha, L. M. (2008). Uncovering protein interaction in abstracts and text using a novel linear model and word proximity networks. *Genome Biol*, 9 Suppl 2:S11.
- Ahn, Y.-Y., Bagrow, J. P., and Lehmann, S. (2010). Link communities reveal multiscale complexity in networks. *Nature*, 466(7307):761–764.
- Albert, R. and Barabasi, A.-L. (2002). Statistical mechanics of complex networks. *Reviews of Modern Physics*, 74:47.
- Baeza-Yates, R., Ribeiro-Neto, B., and Ribeiro-Neto, B. (1999). *Modern Information Retrieval*. Pearson Education.
- Baniamerian, A. and Menhaj, M. (2006). Fuzzy shortest paths in fuzzy graphs. In Reusch, B., editor, *Computational Intelligence, Theory and Applications*, pages 757–764. Springer Berlin Heidelberg.
- Barabasi, A.-L. and Albert, R. (1999). Emergence of scaling in random networks. *Science*, 286:509.
- Barrat, A., Barthélemy, M., Pastor-Satorras, R., and Vespignani, A. (2004a). The architecture of complex weighted networks. *PROC.NATL.ACAD.SCI.USA*, 101:3747.
- Barrat, A., Barthélemy, M., and Vespignani, A. (2004b). Weighted evolving networks: coupling topology and weight dynamics. *Phys Rev Lett*, 92:228701.
- Behzadnia, P., Zaranzi, S., Berangi, R., and Baniamerian, A. (2008). On updating the shortest path in fuzzy graphs. In *Computational Intelligence for Modelling Control Automation, 2008 International Conference on*, pages 1188–1193.
- Bertoluzza, C. and Doldi, V. (2004). On the distributivity between t-norms and t-conorms. *Fuzzy Sets and Systems*, 142:85–104.
- Boguñá, M., Papadopoulos, F., and Krioukov, D. (2010). Sustaining the Internet with hyperbolic mapping. *Nature communications*, 1:62.
- Börner, K., Dall'Asta, L., Ke, W., and Vespignani, A. (2005). Studying the emerging global brain: Analyzing and visualizing the impact of co-authorship teams. *Complexity*, 10(4):57–67.
- Bornholdt, S. and Schuster, H. G. (2003). *Handbook of Graphs and Networks*. Wiley-VCH.
- Brandes, U. and Erlebach, T. (2005). *Network Analysis Methodological Foundations*. Springer.
- Coifman, R. R., Lafon, S., Lee, A. B., Maggioni, M., Nadler, B., Warner, F., and Zucker, S. W. (2005). Geometric diffusions as a tool for harmonic analysis and structure definition of data: Diffusion maps. *Proceedings of the National Academy of Sciences of the United States of America*, 102(21):7426–7431.

- Cornelis, C., De Kesel, P., and Kerre, E. E. (2004). Shortest paths in fuzzy weighted graphs. *International Journal of Intelligent Systems*, 19(11):1051–1068.
- Day, W. H. and Edelsbrunner, H. (1984). Efficient algorithms for agglomerative hierarchical clustering methods. *Journal of classification*, 1(1):7–24.
- de Goes, F., Goldenstein, S., and Velho, L. (2008). A hierarchical segmentation of articulated bodies. In *Proceedings of the Symposium on Geometry Processing*, SGP '08, pages 1349–1356, Aire-la-Ville, Switzerland, Switzerland. Eurographics Association.
- Dijkstra, E. W. (1959). A note on two problems in connexion with graphs. *Numerische Mathematik*, 1:269–271.
- Ding, C. H. Q., He, X., and Holbrook, S. R. (2006). Transitive closure and metric inequality of weighted graphs-detecting protein interaction modules using cliques. *Int. J. Data Mining and Bioinformatics*.
- Dombi, J. (1982). A general class of fuzzy operators, the demorgan class of fuzzy operators and fuzziness measures induced by fuzzy operators. *Fuzzy Sets and Systems*, 8:149–163.
- Dombi, J. (2013). On a certain class of aggregative operators. *Information Sciences*, 245:313–328.
- Dorogovtsev, S. N. and Mendes, J. (2003). *Evolution of Networks*. Oxford University Press.
- Dubois, D. and Prade, H. (1980). *Fuzzy Sets and Systems*. Academic Press, New York.
- Eckhardt, A., Skopal, T., and Vojtas, P. (2009). On fuzzy vs. metric similarity search in complex databases. In *FQAS '09 Proceedings of the 8th International Conference on Flexible Query Answering Systems*, pages 64–75.
- Fronczak, A. and Fronczak, P. (2009). Biased random walks in complex networks: The role of local navigation rules. *Physical Review E*, 80(1):016107.
- Galvin, F. and Shore, S. (1991). Distance functions and topologies. *American Mathematical Monthly*, 98:620–623.
- Ginsberg, J., Mohebbi, M. H., Patel, R. S., Brammer, L., Smolinski, M. S., and Brilliant, L. (2009). Detecting influenza epidemics using search engine query data. *Nature*, 457(7232):1012–1014.
- Goh, K.-I., Kahng, B., and Kim, D. (2005). Nonlocal evolution of weighted scale-free networks. *Phys Rev E Stat Nonlin Soft Matter Phys*, 72:017103.
- Golbeck, J., Parsia, B., and Hendler, J. (2003). Trust networks on the semantic web. *LECTURE NOTES IN COMPUTER SCIENCE*, 2782:238–249.
- Gondran, M. and Minoux, M. (2007). Dioids and semirings: Links to fuzzy sets and other applications. *Fuzzy Sets and Systems*, 158:1273–1294.
- Grefenstette, G. (1994). *Explorations in Automatic Thesaurus Discovery*. Kluwer Academic.
- Han, S.-C., Gu, Y.-D., and Li, H.-X. (2007). An application of incline matrices in dynamic analysis of generalized fuzzy bidirectional associative memories. *Fuzzy Sets and Systems*, 158:1340–1347.
- Han, S.-C. and Li, H.-X. (2004). Indices and periods of incline matrices. *Linear Algebra and its Applications*, 387:143–165.
- Hirschman, L., Yeh, A., Blaschke, C., and Valencia, A. (2005). Overview of biocreative: critical assessment of information extraction for biology. *BMC Bioinformatics*, 6 Suppl 1(S1).
- Klamt, S., Haus, U., and Theis, F. (2009). Hypergraphs and cellular networks. *PLoS Comput Biol*.
- Klement, E., Mesiar, R., and Pap, E. (2004). Triangular norms. position paper ii: general constructions and parameterized families. *Fuzzy Sets and Systems*, 145:411–438.
- Klement, E. P., Mesiar, R., and Pap, E. (2000). *Triangular Norms*. Kluwer Academic Publishers.
- Klir, G. and Yuan, B. (1995). *Fuzzy sets and fuzzy logic, theory and applications*. Prentice Hall PTR.
- Kolchinsky, A., Abi-Haidar, A., Kaur, J., Hamed, A. A., and Rocha, L. M. (2010). Classification of protein-protein interaction full-text documents using text and citation network features. *IEEE/ACM Transactions on Computational Biology and Bioinformatics*, 7:400–411.



- Krioukov, D., Papadopoulos, F., Kitsak, M., Vahdat, A., and Boguñá, M. (2010). Hyperbolic geometry of complex networks. *Phys. Rev. E*, 82:036106.
- Lafon, S. and Lee, A. (Sept.). Diffusion maps and coarse-graining: a unified framework for dimensionality reduction, graph partitioning, and data set parameterization. *Pattern Analysis and Machine Intelligence, IEEE Transactions on*, 28(9):1393–1403.
- M., C. and Klein (1991). Fuzzy shortest paths. *Fuzzy Sets and Systems*, 39(1):27 – 41.
- Markines, B., Stoilova, L., and Menczer, F. (2006). Social bookmarks for collaborative search and recommendation. In *Proc. AAAI*.
- Menger, K. (1942). Statistical metrics. *PNAS*, 28.
- Miyamoto, S. (1990). *Fuzzy Sets in Information Retrieval and Cluster Analysis*. Kluwer Academic Publishers.
- Monge, P. R. and Contractor, N. S. (2003). *Theories of communication networks*. Oxford University Press, Oxford.
- Mordeson, J. and Nair, P. (2000). *Fuzzy Graphs and Fuzzy Hypergraphs*. Physica-Verlag.
- Nakamura, K., Iwai, S., and Sawaragi, T. (1982). Decision support using causation knowledge base. *Systems, Man and Cybernetics, IEEE Transactions on*, 12(6):765–777.
- Newman, M. E. (2001a). Scientific collaboration networks. ii. shortest paths, weighted networks, and centrality. *Phys Rev E Stat Nonlin Soft Matter Phys*, 64:016132.
- Newman, M. E. (2001b). The structure of scientific collaboration networks. *Proc Natl Acad Sci U S A*, 98:404–409.
- Newman, M. E. J. (2004). Fast algorithm for detecting community structure in networks. *Phys. Rev. E*, 69:066133.
- Noh, J. D. and Rieger, H. (2004). Random walks on complex networks. *Physical review letters*, 92(11):118701.
- Nuutila, E. and Soisalon-Soininen, E. (1994). On finding the strongly connected components in a directed graph. *Information Processing Letters*, 49(1):9–14.
- Oltvai, Z. and Barabasi, A. (2002). Systems biology. life’s complexity pyramid. *Science*, 298(5594):763–764.
- Pang, C.-T. (2003). On the sequence of consecutive powers of fuzzy matrix with max-archimedean-t-norms. *Fuzzy Sets and Systems*, 138:643–656.
- Pastor-Satorras, R. and Vespignani, A. (2004). *Evolution and structure of the Internet a statistical physics approach*. Cambridge University Press, Cambridge, UK.
- Popescu, M., Keller, J., and Mitchell, J. (2006). Fuzzy measures on the gene ontology for gene product similarity. *Computational Biology and Bioinformatics, IEEE/ACM Transactions on*, 3:263–274.
- Pujol, J. M., Sangesa, R., and Delgado, J. (2002). Extracting reputation in multi agent systems by means of social network topology. In *AAMAS ’02: Proceedings of the first international joint conference on Autonomous agents and multiagent systems*, pages 467–474, New York, NY, USA. ACM Press.
- Rocha, L. (1999). Evidence sets: Modeling subjective categories. *International Journal of General Systems*, 27:457–494.
- Rocha, L. (2002a). Proximity and semi-metric analysis of social networks. Technical report, Los Alamos National Laboratory: LAUR 02-6557.
- Rocha, L. and Bollen, J. (2001). *Biologically Motivated Distributed Designs for Adaptive Knowledge Management*. Oxford University Press.
- Rocha, L., Simas, T., Rechtsteiner, A., DiGiacomo, M., and Luce, R. (2005). Mylibrary@lanl: Proximity and semi-metric networks for a collaborative and recommender web service. In Press, I., editor, *Proc. 2005 IEEE/WIC/ACM International Conference on Web Intelligence (WI’05)*, pages 565–571.

- Rocha, L. M. (2001). Combination of evidence in recommendation systems characterized by distance functions. In *2002 IEEE International Conference on Fuzzy Systems: FUZZ-IEEE'02; May 12-17 2002; Honolulu, HI, United States*.
- Rocha, L. M. (2002b). Semi-metric behavior in document networks and its application to recommendation systems. In (Ed.), V. L., editor, *Soft Computing Agents: A New Perspective for Dynamic Information Systems*, International Series Frontiers in Artificial Intelligence and Applications, pages 137–163. IOS Press.
- Rocha, L. M. (2003). Automatic conversation driven by uncertainty reduction and combination of evidence for recommendation agents. In *NATO Advanced Research Workshop on Systematic Organisation of Information in Fuzzy Systems; October 24-26, 2001; Vila Real, PORTUGAL*. I O S PRESS.
- Rubinov, M. and Sporns, O. (2010). Complex network measures of brain connectivity: uses and interpretations. *Neuroimage*, 52(3):1059–69.
- Schweizer, B. and Sklar, A. (1983). *Probabilistic Metric Spaces*. North-Holland.
- Serrano, M. A., Boguna, M., and Sagues, F. (2012). Uncovering the hidden geometry behind metabolic networks. *Mol. BioSyst.*, 8:843–850.
- Serrano, M. A., Krioukov, D., and Boguñá, M. (2008). Self-similarity of complex networks and hidden metric spaces. *Phys. Rev. Lett.*, 100:078701.
- Shenoi, S. and Melton, A. (1989). Proximity relations in the fuzzy relational database model. *Fuzzy Sets and Systems*, 31(3):285–296.
- Siek, J., Lee, L.-Q., and Lumsdaine, A. (2002). *The Boost Graph Library*. Addison-Wesley.
- Simas, T. and Rocha, L. M. (2012). Semi-metric networks for recommender systems. In *2012 IEEE/WIC/ACM International Conferences on Web Intelligence and Intelligent Agent Technology*, pages 175–179, Macau.
- Stadler, B. M., Stadler, P. F., Wagner, G. P., and Fontana, W. (2001). The topology of the possible: Formal spaces underlying patterns of evolutionary change. *Journal of Theoretical Biology*, 213(2):241 – 274.
- Stoilova, L., Holloway, T., Markines, B., Maguitman, A. G., and Menczer, F. (2005). Givealink: mining a semantic network of bookmarks for web search and recommendation. In *LinkKDD '05: Proceedings of the 3rd international workshop on Link discovery*, pages 66–73, New York, NY, USA. ACM.
- Strehl, A. (2002). *Relationship-based Clustering and Cluster Ensembles for High-dimensional Data Mining*. PhD thesis, Austin University of Texas.
- Turney, P. D. (2001). Mining the Web for synonyms: PMI-IR versus LSA on TOEFL. *LNCS*, 2167:491–502.
- Verspoor, K., Cohn, J., Joslyn, C., Mniszewski, S., Rechtsteiner, A., Rocha, L., and Simas, T. (2005). Protein annotation as term categorization in the gene ontology using word proximity networks. *BMC Bioinformatics*, pages 6(Suppl 1):S20. doi:10.1186/1471–2105–6–S1–S20.
- Wall, M. E., Rechtsteiner, A., and Rocha, L. M. (2003). Singular value decomposition and principal component analysis. In Berrar, D., Dubitzky, W., and Granzow, M., editors, *A Practical Approach to Microarray Data Analysis*, pages 91–109. Kluwer, Norwell, MA.
- Wang, W.-X., Wang, B.-H., Hu, B., Yan, G., and Ou, Q. (2005). General dynamics of topology and traffic on weighted technological networks. *Phys Rev Lett*, 94:188702.
- Wasserman, S. and Faust, K. (1994). *Social Networks Analysis*. Cambridge.
- Watts, D. J. and Strogatz, S. H. (1998). Collective dynamics of 'small-world' networks. *Nature(London)*, 393:440–442.
- Yan, G., Zhou, T., Wang, J., Fu, Z.-Q., and Wang, B.-H. (2005). Epidemic spread in weighted scale-free networks. *Chinese Physics Letters*, 22:510.
- Ying, M. (1994). A logic for approximate reasoning. *J. Symb. Logic*, 59(3):830–837.

- Zadeh, L. (1965). Fuzzy sets and systems. In Fox, J., e., editor, *System Theory*, pages 29–37. Polytechnic Press, Brooklyn, NY.
- Zadeh, L. (1999). Fuzzy logic and the calculi of fuzzy rules, fuzzy graphs, and fuzzy probabilities. *Computers & Mathematics with Applications*, 37(11-12):35.
- Zwick, U. (May 2002). All pairs shortest paths using bridging sets rectangular matrix multiplication. *Journal of the ACM*, 49(3):289–317.

## A Mathematical Background

In this appendix we present definitions that will be useful for the understanding of the paper.

### A.1 A brief overview on Fuzzy Sets Theory

First we introduce the definition of T-Norms and T-Conorms first introduced by Menger et al. in (Menger, 1942; Schweizer and Sklar, 1983).

#### Definition 1 (T-Norm)

A *triangular norm* (*T-Norm for short*) is a binary operation  $\wedge$  on the unit interval  $[0, 1]$ , i.e., a function  $\wedge : [0, 1]^2 \rightarrow [0, 1]$ , such that for all  $x, y, z \in [0, 1]$  the following four axioms are satisfied:

- (T1)  $x \wedge y = y \wedge x$ .
- (T2)  $x \wedge (y \wedge z) = (x \wedge y) \wedge z$ .
- (T3)  $x \wedge y \leq x \wedge z$  whenever  $y \leq z$ .
- (T4)  $x \wedge 1 = x$ .

A *T-Norm* is a generalisation of intersection in set theory and conjunction in logic. It was first defined in the context of probabilistic metric spaces (Schweizer and Sklar, 1983).

#### Definition 2 (T-Conorm)

A *triangular conorm* (*T-Conorm for short*) is a binary operation  $\vee$  on the unit interval  $[0, 1]$ , i.e., a function  $\vee : [0, 1]^2 \rightarrow [0, 1]$ , such that for all  $x, y, z \in [0, 1]$ , satisfies (T1)-(T3) and

- (S4)  $x \vee 0 = x$ .

A *T-Conorm* is a generalisation of union in set theory and disjunction in logic.

There is an innumerable number of T-Norms and T-Conorms. In the following examples (Klement et al., 2000) we present the four basic T-Norms and T-Conorms.

The following are the four basic T-Norms  $\wedge_M, \wedge_P, \wedge_L$  and  $\wedge_D$  given by, respectively:

#### Example 1 (Basic T-Norms)

- (1)  $x \wedge_M y = \min(x, y)$  (minimum),
- (2)  $x \wedge_P y = x \cdot y$  (product),
- (3)  $x \wedge_L y = \max(x + y - 1, 0)$  (Lukasiewicz T-Norm),
- (4)  $x \wedge_D y = \begin{cases} 0, & \text{if } (x, y) \in [0, 1]^2; \\ \min(x, y), & \text{otherwise.} \end{cases}$  (drastic product)

These T-Norms cover the range for T-Norms, from the strongest T-Norm  $\wedge_M$  to the weakest T-Norm  $\wedge_D$ . There are other T-Norms, namely *parametric T-Norms*, which range the spectrum of all possible T-Norms. Examples of these T-Norms are the *Dombi* T-Norms.

#### Definition 3 (Dombi T-Norm)

The definition of Dombi *T-Norm* is the following:

$$DT_{\wedge}^{\lambda}(a, b) = \left\{ 1 + \left[ \left( \frac{1}{a} - 1 \right)^{\lambda} + \left( \frac{1}{b} - 1 \right)^{\lambda} \right]^{\frac{1}{\lambda}} \right\}^{-1}$$

Where the parameter  $\lambda \in ]0, +\infty[$ .

*Example 2 (Basic T-Conorms)*

The following are the four basic T-Conorms  $\vee_M, \vee_P, \vee_L$  and  $\vee_D$  given by, respectively:

- (1)  $x \vee_M y = \max(x, y)$  (maximum),
- (2)  $x \vee_P y = x + y - x \cdot y$  (probabilistic sum),
- (3)  $x \vee_L y = \min(x + y, 1)$  (Lukasiewicz T-Conorm),
- (4)  $x \vee_D y = \begin{cases} 1, & \text{if } (x, y) \in [0, 1]^2; \\ \max(x, y), & \text{otherwise.} \end{cases}$  (drastic sum)

These T-Conorms define the specific range of T-Conorms, from the strongest T-Conorm  $\vee_D$  to the weakest T-Conorm  $\vee_M$ .

*Definition 4 (Dombi T-Conorm)*

The definition of Dombi *T-Conorm* is the following:

$$DT_{\vee}^{\lambda}(a, b) = \left\{ 1 + \left[ \left( \frac{1}{a} - 1 \right)^{\lambda} + \left( \frac{1}{b} - 1 \right)^{\lambda} \right]^{-\frac{1}{\lambda}} \right\}^{-1}$$

Where the parameter  $\lambda \in ]0, +\infty[$ .

Now we are able to define the transitivity property of a fuzzy relation.

*Definition 5 (Transitivity)*

A fuzzy relation  $R(X, X)$  is transitive if

$$R(x, y) \geq \vee_z (R(x, z) \wedge R(z, y))$$

is satisfied  $\forall x, y, z \in X$ .

Definition 5 entails that transitivity depends on the pairs T-Conorm/T-Norm chosen.

*Definition 6 (Fuzzy Complement)*

A complement  $c$  of a fuzzy set satisfies the following axioms:

- (c1)  $c(0) = 1$   $c(1) = 0$  (boundary conditions).
- (c2)  $\forall a, b \in [0, 1]$  if  $a \leq b$ , then  $c(a) \geq c(b)$  (monotonicity).

The *Complement* of a fuzzy set measures the degree to which a given element of the fuzzy set does not belong to the fuzzy set. Two most desirable requirements, which are usually among of fuzzy complements are:

*Definition 7 (Fuzzy Complement)(cont)*

A complement  $c$  of a fuzzy set satisfies the following axioms:

(c3)  $c$  is a continuous function.

(c4)  $c$  is involutive, which means that  $c(c(a)) = a$  for each  $a \in [0, 1]$ .

In classical set theory, the operations of intersection and union are dual with respect to the complement in the sense that they satisfy the De Morgan laws. It is desirable that this duality be satisfied for fuzzy set as well. We say that a T-Norm  $\wedge$  and a T-Conorm  $\vee$  are dual with respect to a fuzzy complement  $c$  if and only if

$$c(a \wedge b) = c(a) \vee c(b)$$

and

$$c(a \vee b) = c(a) \wedge c(b).$$

Examples of dual T-Norms and T-Conorms with respect to the complement  $c_s(a) = (1 - a)^s$  are:

$$\langle \min(a, b), \max(a, b), c_s \rangle$$

$$\langle DT^1(a, b), DT^1(a, b), c_s \rangle$$

. We can have weaker complements, which only obey to the first two axioms in definition 6 to allow other T-Norm and T-Conorm operators.

Next we follow with composition of fuzzy relations.

*Definition 8 (Relation Composition)*

Consider two binary fuzzy relations,  $P(X, Z)$  and  $Q(Z, Y)$  with a common set of  $Z$ . The standard composition of these relations, which is denoted by  $P(X, Z) \circ Q(Z, Y)$  produces a binary fuzzy relation  $R(X, Y)$  on  $X \times Y$  defined by

$$R(X, Y) = [P \circ Q] = \vee_z (P(x, z) \wedge Q(z, y)),$$

$\forall x \in X$  and  $\forall y \in Y$  and  $\forall z \in Z$ .

When the transitive closure  $R^T(X, X)$  uses the T-Conorm  $\vee = \text{maximum}$ , with any T-Norm  $\wedge$ ,  $\kappa$  in eq. 1 is finite and not larger than  $|X| - 1$  (Klir and Yuan, 1995). In other words, the transitive closure converges in finite time and can be easily computed using Algorithm 1 (Klir and Yuan, 1995):

*Algorithm 1*

1.  $R' = R \cup (R \circ R)$
2. If  $R' \neq R$ , make  $R = R'$  and go back to step 1.
3. Stop:  $R^T = R'$

It has also been shown that if the semiring formed by  $\langle \vee, \wedge \rangle$  on the unit interval is a dioid or a bounded preordered lattice (Gondran and Minoux, 2007), then  $\kappa$  in eq. 1 is also finite (Han and Li, 2004; Han et al., 2007) (see conditions below). In this case, the transitive closure can be computed in finite time using Algorithm 2:

*Algorithm 2*

1.  $R' = R, R_p = R, p = 1$
2.  $R_p = R \circ R_p, p = p + 1$
3. If  $R' \neq (R' \cup R_p)$ , make  $R' = R' \cup R_p$  and go back to step 2.

4. Stop:  $R^T = R'$

The union in step 1 must be in accordance with the T-Conorm defined in the relation composition. The resulting relation in step 3 is transitive with respect to the T-Norm, T-Conorm operations used. Moreover, given the last algorithm, a fuzzy graph is transitive if the algorithm stops at the first step. A reflexive, symmetric and transitive fuzzy relation is denominated as a *Similarity* or *Equivalence* relation.

Next we give a more detailed description of T-Norms and T-Conorms.

The intersection of two fuzzy sets  $A$  and  $B$  is performed by a binary operation closed on the unit interval. There are an infinite number of T-Norms from definition 1. One important class is that of *Archimedean T-Norms*, see (Klir and Yuan, 1995). Before we introduce one of the fundamental theorems of T-Norms, which provides us a method for generating Archimedean T-Norms we introduce the following definitions:

*Definition 9 (Decreasing Generator)*

A decreasing generator  $\varphi$  is a continuous decreasing function from the unit interval  $[0, 1]$  into the real extended interval  $[-\infty, +\infty]$ .

*Definition 10 (Pseudo-Inverse of a decreasing generator)*

The pseudo-inverse of a decreasing generator  $\varphi$  is defined by

$$\varphi^{(-1)}(a) = \begin{cases} 1 & \text{for } a \in (-\infty, 0) \\ \varphi^{-1}(a) & \text{for } a \in [0, \varphi(0)] \\ 0 & \text{for } a \in (\varphi(0), \infty) \end{cases}$$

Where  $\varphi^{-1}$  is the inverse function of  $\varphi$ .

*Theorem 1 (Characterization Theorem of T-Norms)*

Let  $i$  be a binary operation closed on the unit interval. Then,  $i$  is an Archimidean T-Norm iff there exists a decreasing generator  $\varphi$  such

$$a \wedge b = \varphi^{(-1)}(\varphi(a) + \varphi(b))$$

for all  $a, b \in [0, 1]$ .

With this last theorem we can generate an infinite class of T-Norms. Among many decreasing generators is the *Dombi T-Norm generator*, (see definition 3):

$$\varphi(x) = \left( \frac{1-x}{x} \right)^\lambda$$

Parameter  $\lambda$  allow us to obtain the range from the  $\wedge_D$  T-Norm ( $\lambda \rightarrow 0$ ) to the  $\wedge_M$  T-Norm ( $\lambda \rightarrow +\infty$ ). For many other decreasing generators, see (Klement et al., 2000).

Set unions are generalized by the T-Conorms in definition 2. There are an infinite number of T-Conorms and ways to generate new T-Conorms. One important class of T-Conorms is the *Archimedean T-Conorms*, see (Klir and Yuan, 1995).

*Definition 11 (Increasing Generator)*

A increasing generator  $\theta$  is a continuous increasing function from the unit interval  $[0, 1]$  into the real extended interval  $[-\infty, +\infty]$ .

*Definition 12 (Pseudo-Inverse of a increasing generator)*

The pseudo-inverse of a increasing generator  $\theta$  is defined by

$$\theta^{(-1)}(a) = \begin{cases} 0 & \text{for } a \in (-\infty, 0) \\ \theta^{-1}(a) & \text{for } a \in [0, \theta(0)] \\ 1 & \text{for } a \in (\theta(0), \infty) \end{cases}$$

Where  $\theta^{-1}$  is the inverse function of  $\theta$ .

*Theorem 2 (Characterization Theorem of T-Conorms)*

Let  $u$  be a binary operation closed on the unit interval. Then,  $u$  is an Archimidean T-Conorm iff there exists an increasing generator  $\theta$  such

$$a \vee b = \theta^{(-1)}(\theta(a) + \theta(b))$$

for all  $a, b \in [0, 1]$ .

With this last theorem we can generate an infinite class of T-Conorms. Among many increasing generators is the Dombi T-Conorm generator:

$$\theta(x) = \left( \frac{x}{1-x} \right)^\lambda$$

Parameter  $\lambda$  allow us to obtain the range from the  $\vee_M$  T-Conorm ( $\lambda \rightarrow 0$ ) to  $lor_D$  T-Conorm ( $\lambda \rightarrow +\infty$ ). For many other decreasing generators the reader can see, (Klement et al., 2000).

## A.2 Algebraic Structures Basics

Here we present the basic definitions on algebraic structures used in this work.

The whole class of semirings splits into main disjoint subclasses: (a) rings and (b) canonical ordered semirings or *dioids*. On the following, we consider algebraic structures consisting of a basic set  $E$ , with two internal operations  $\oplus$  and  $\otimes$ . All these definitions can be found on (Gondran and Minoux, 2007).

*Definition 13 (Semi-Ring)*

Let consider the following algebraic structure  $L = (E, \oplus, \otimes)$ .  $L$  is called a *semiring* if the following properties hold:

- (i)  $(E, \oplus)$  is a commutative monoid with zero element  $\varepsilon$ ,
- (ii)  $(E, \otimes)$  is a monoid with unit element  $e$ ,
- (iii)  $\otimes$  is right and left distributive with respect to  $\oplus$ ,
- (iv)  $\varepsilon$  is absorbing, i.e.  $\varepsilon \otimes a = a \otimes \varepsilon = \varepsilon, \forall a \in E$ .

*Definition 14 (Canonical Order)*

$L = (E, \oplus)$  being a monoid, the binary relation  $\leq$  on  $E$  is defined as:  $a \leq b$  iff  $\exists c \in E$  such that  $b = a \oplus c$ , is a *preorder relation* (reflexive and transitive) called the *canonical preorder*. A monoid is called *canonically ordered* iff the canonical preorder is order, or equivalently iff  $\leq$  is antisymmetric ( $a \leq b$  and  $b \leq a \Rightarrow a = b$ ).

*Definition 15 (Dioid)*

A semiring  $(E, \oplus, \otimes)$  such that  $(E, \oplus)$  is canonically ordered is called a *dioid*.



The algebraic structure  $I = ([0, 1], \vee, \wedge)$ , where  $\vee$  and  $\wedge$  are general T-Conorm/T-Norm, respectively, are not in general a dioid, since they fail property (iii) (distributivity) of definition 13 (semiring). However, there are subclasses of the algebraic structure  $I = ([0, 1], \vee, \wedge)$ , which are dioids.

For more details about algebraic structures see for example (Gondran and Minoux, 2007; Han and Li, 2004) or any book about Abstract Algebra.

## B Proofs to the theorems

In this section we provide the proofs to the theorems in the main text.

### Theorem 1

Let  $G_P = (X, P)$  be a proximity (symmetric and reflexive) graph and  $\Phi$  the graph distance function in definition 2, then  $G_D = (X, D)$ , where  $D = \Phi(P)$ , is symmetric and anti-reflexive.

### Proof

Since  $G_P$  is reflexive then  $p_{x,x} = 1$  and from definition 2 we have  $d_{x,x} = \varphi(p_{x,x}) = \varphi(1) = 0$ , therefore  $G_D$  is anti-reflexive. Let  $x$  and  $y$  be two vertices of  $G_P$ , because a proximity graph is symmetric we have  $p_{x,y} = p_{y,x}$ , since  $\varphi$  is bijective  $d_{x,y} = \varphi(p_{x,y}) = \varphi(p_{y,x}) = d_{y,x}$ , therefore  $G_D$  is symmetric.  $\square$

### Theorem 2

If  $\varphi$  is a distance function as in definition 2. For every pair of T-Norm/T-Conorm operations  $\langle \wedge, \vee \rangle$ , there exists a pair of operations  $\langle f, g \rangle$  a TD-conorm/TD-norm (definition 3) and vice versa, obtained via the following constraints:

- (1)  $\varphi(a \wedge b) = g(\varphi(a), \varphi(b))$ ;
- (2)  $\varphi(a \vee b) = f(\varphi(a), \varphi(b))$ .

Where  $a, b \in [0, 1]$ .

### Proof

Let us assume  $a \leq b$ .

(1) Suppose  $\varphi(a \wedge b) > g(\varphi(a), \varphi(b))$ , thus the inequality is true if the maxima of  $\varphi(a \wedge b)$  (must be maximum) is bigger than the minimum of  $g(\varphi(a), \varphi(b))$  (must be minimum).  $\varphi(a \wedge b)$  is maximum for  $\wedge \equiv T_D$  (drastic product, see (Klement et al., 2000) (Klir and Yuan, 1995)) and  $g(\varphi(a), \varphi(b))$  is minimum for  $\varphi(b) = 0$ , thus for  $\varphi(b) = 0$  we obtain,  $\varphi(a) \leq g(\varphi(a), \varphi(b))$ , from the other side  $\varphi(a \wedge b) \leq \varphi(\min(a, b)) = \varphi(a)$ . Therefore,  $\varphi(a \wedge b) \leq g(\varphi(a), \varphi(b))$ .

Suppose  $\varphi(a \wedge b) < g(\varphi(a), \varphi(b))$ , thus  $\varphi(a \wedge b)$  must be minimum and  $g(\varphi(a), \varphi(b))$  must be maximum.  $\varphi(a \wedge b)$  is minimum for  $\wedge \equiv \min$  and  $g(\varphi(a), \varphi(b))$  is maximum for  $a = 0$ , thus for  $a = 0$  we obtain,  $g(\varphi(a), \varphi(b)) \leq \varphi(a)$ , from the other side  $\varphi(a \wedge b) \geq \varphi(\min(a, b)) = \varphi(a)$ . Therefore,  $\varphi(a \wedge b) \geq g(\varphi(a), \varphi(b))$ , and from above this implies  $\varphi(a \wedge b) = g(\varphi(a), \varphi(b))$ , which proves statement (1).

(2) Suppose  $\varphi(a \vee b) > f(\varphi(a), \varphi(b))$ , thus  $\varphi(a \vee b)$  must be maximum and  $f(\varphi(a), \varphi(b))$  must be minimum.  $\varphi(a \vee b)$  is maximum for  $\vee \equiv \max$  and  $f(\varphi(a), \varphi(b))$  is minimum for  $\varphi(a) = 0$ , thus for  $\varphi(a) = 0$  we obtain,  $f(\varphi(a), \varphi(b)) \geq 0$ , from the other side  $\varphi(a \vee b) \leq \varphi(\max(1, b)) = \varphi(1) = 0$ . Therefore,  $\varphi(a \vee b) \leq f(\varphi(a), \varphi(b))$ .

Suppose  $\varphi(a \vee b) < f(\varphi(a), \varphi(b))$ , thus  $\varphi(a \vee b)$  must be minimum and  $f(\varphi(a), \varphi(b))$  must be maximum.  $\varphi(a \vee b)$  is minimum for  $\vee \equiv S_D$  (drastic sum, see (Klement et al., 2000) (Klir and Yuan, 1995)) and  $f(\varphi(a), \varphi(b))$  is maximum for  $b = 0$ , thus for  $b = 0$  we obtain,  $f(\varphi(a), \varphi(b)) \leq \varphi(a)$ , from the other side  $\varphi(a \vee b) \geq \varphi(\max(a, b)) = \varphi(a)$ . Therefore,  $\varphi(a \vee b) \geq f(\varphi(a), \varphi(b))$ , and from above this implies  $\varphi(a \vee b) = f(\varphi(a), \varphi(b))$ , which proves statement (2).  $\square$

*Theorem 3*

If  $G_P = (X, P)$  is a fuzzy proximity graph and  $G_D = (X, D)$  is the distance graph obtained from  $G_P$  via  $D = \Phi(P)$ , where  $\Phi$  is the isomorphism (distance function) in definition 2, then the following statements are true:

- 1)  $\Phi(P) \supseteq \Phi(P^2) \supseteq \Phi(P^3) \supseteq \dots \supseteq \Phi(P^\infty)$  ;
- 2)  $D \supseteq D^2 \supseteq D^3 \supseteq \dots \supseteq D^\infty$ .

where  $\Phi(P^n) \supseteq \Phi(P^{n+1})$  means that:  $\forall x_i, x_j \in X : \varphi(p_{ij}^n) \geq \varphi(p_{ij}^{n+1})$ , and  $D^n \supseteq D^{n+1}$  means that:  $\forall x_i, x_j \in X : d_{ij}^n \geq d_{ij}^{n+1}$ .

*Proof*

1)  $\varphi$  is a monotonic decreasing function and because P is reflexive, from (Mordeson and Nair, 2000) we have  $P \subseteq P^2 \subseteq P^3 \subseteq \dots \subseteq P^\infty \Rightarrow \Phi(P) \supseteq \Phi(P^2) \supseteq \Phi(P^3) \supseteq \dots \supseteq \Phi(P^\infty)$  which proves the statement.

2) To prove the second statement we first need to prove that  $D \supseteq D^2$ , which is equivalent to showing that,  $\forall x, y, z \in X : d_{x,y}^2 = f_z\{g(d_{x,z}, d_{z,y})\} \leq d_{x,y}$ . Lets prove by absurd this statement: suppose  $d_{x,y}^2 > d_{x,y}$  then the minimum of  $f_z\{g(d_{x,z}, d_{z,y})\}$  must be  $> d_{x,y}$ .  $f_z\{g(d_{x,z}, d_{z,y})\}$  is minimum if  $f$  and  $g$  are minimum.  $g$  is minimum if  $d_{z,y} = 0$  for all  $z \in X - \{x\}$ , then  $g(d_{x,z}, d_{z,y}) \geq d_{x,z}$ .  $f$  is minimum if  $d_{x,z} \geq d_{x,y}$  for all  $z \in X - \{y\}$  then  $f(d_{x,y}, d_{x,z}) \leq f(d_{x,y}, +\infty) \leq d_{x,y}$ , which contradicts our assumption,  $d_{x,y}^2 > d_{x,y}$ . Therefore,  $d_{x,y}^2 \leq d_{x,y}$ .

By induction we can prove the general result.

$\forall x, y, z \in X : d_{x,y}^{n+1} = f_z\{g(d_{x,z}^n, d_{z,y}^n)\}$  by hypothesis  $d_{x,y}^n \leq d_{x,y}^{n-1}$ , thus  $d_{x,y}^{n+1} \leq f_z\{g(d_{x,z}^{n-1}, d_{z,y}^n)\} = d_{x,y}^n$ , which proves the second statement.  $\square$

*Theorem 4*

Given a proximity graph  $G_P = (X, P)$ , a distance graph  $G_D = (X, D)$ , and the isomorphism  $\varphi$  and  $\Phi$  of definition 2, for any algebraic structure  $I = ([0, 1], \wedge, \vee)$  with a T-Conorm/T-Norm pair  $\langle \wedge, \vee \rangle$  used to compute the transitive closure of  $P$ , there exists an algebraic structure  $II = ([0, +\infty], f, g)$  with a TD-conorm/TD-norm pair  $\langle f, g \rangle$  to compute the isomorphic distance closure of  $D$ ,  $D^T = \Phi(P^T)$ , which obeys the condition:

$$\forall x_i, x_j, x_k \in X : f_k(g(\varphi(p_{ik}), \varphi(p_{kj}))) = \varphi(\vee_k(p_{ik} \wedge p_{kj}))$$

and vice-versa if we fix  $\langle f, g \rangle$  (TD-norm/TD-Conorm) and isomorphism  $\varphi$ , to obtain  $\langle \vee, \wedge \rangle$ :

$$\forall x_i, x_j, x_k \in X : \vee_k(\varphi^{-1}(d_{ik}) \wedge \varphi^{-1}(d_{kj})) = \varphi^{-1}(f_k(g(d_{ik}, d_{kj})))$$

where  $\varphi^{-1}$  is the inverse function of  $\varphi$ .

*Proof*

The transitive closure of P is given by  $P^{k_1}$  and the distance closure of D by  $D^{k_2}$ , with  $k_1$  and  $k_2$  integers. Let  $n = \max(k_1, k_2)$ , thus for  $\Phi(P^n) = D^n$  to be true, the following must also be true:

$$\forall x, y, z \in X : f_z\{g(\varphi(p_{x,z}), \varphi(p_{z,y}))\} = \varphi(\vee_z\{p_{x,z} \wedge p_{z,y}\})$$

We can prove by induction that  $\Phi(P^n) = D^n$  is true if we assume that the condition in this theorem is true.

The condition in this theorem is equivalent to:

$$\Phi^{-1}(\Phi(P) \circ \Phi(P)) = P^2 = P \circ P$$

Where  $\Phi(P) \circ \Phi(P)$  is the distance composition using  $f$  and  $g$ , and  $P \circ P$  is the transitive composition using  $\wedge$  and  $\vee$ . We also can define  $D^n$  in function of  $\Phi$  and  $P$ .

$$D^n = \underbrace{D \circ \dots \circ D}_n = \underbrace{\Phi(P) \circ \dots \circ \Phi(P)}_n$$

Therefore, what we want to prove is:

$$\Phi^n(P) = \Phi(P^n)$$

given the condition on this theorem is true.

by induction:

- (1)  $\Phi(P) \circ \Phi(P) = \Phi(P^2)$  (Basis);
- (2)  $\Phi^n(P) = \Phi(P^n)$  (Hypothesis);
- (3)  $\Phi^{n+1}(P) = \Phi(P^{n+1})$  (Thesis).

Assuming the condition on this theorem  $\Phi^{-1}(\Phi(P) \circ \Phi(P)) = P^2$  is true, then it is also true that  $\Phi(P) \circ \Phi(P) = \Phi(P^2)$ . Thus,  $\Phi^{n+1}(P) = \Phi^n(P) \circ \Phi(P) = \Phi(P^n) \circ \Phi(P) = \Phi(P^{n+1})$  from statements (1) and (2), which proves the theorem.

Let us prove that there exist a pair of binary functions  $f$  and  $g$  per definition 3. From theorem 2 we have

$$g(\varphi(p_{x,z}), \varphi(p_{z,y})) = \varphi(p_{x,z} \wedge p_{z,y})$$

and from the condition in this theorem, we have

$$f\{g(\varphi(p_{x,z}), \varphi(p_{z,y}))\} = \varphi(\vee_z \{p_{x,z} \wedge p_{z,y}\})$$

$$f\{\varphi(p_{x,z} \wedge p_{z,y})\} = \varphi(\vee_z \{p_{x,z} \wedge p_{z,y}\})$$

Therefore,

$$f(d_{x,z}, d_{z,y}) \equiv \varphi(\varphi^{-1}(d_{x,z}) \vee \varphi^{-1}(d_{z,y}))$$

The conditions of this theorem leads to the equations of theorem 2:

$$g(d_{x,z}, d_{z,y}) = \varphi(\varphi^{-1}(d_{x,z}) \wedge \varphi^{-1}(d_{z,y}))$$

$$f(d_{x,z}, d_{z,y}) \equiv \varphi(\varphi^{-1}(d_{x,z}) \vee \varphi^{-1}(d_{z,y}))$$

From these last equations we can also find  $\vee$  and  $\wedge$  given  $f$ ,  $g$  and the isomorphism  $\varphi$ :

$$p_{x,z} \vee p_{z,y} = \varphi^{-1}(f(\varphi(p_{x,z}), \varphi(p_{z,y})))$$

$$p_{x,z} \wedge p_{z,y} = \varphi^{-1}(g(\varphi(p_{x,z}), \varphi(p_{z,y})))$$

□

Theorem 5

Given a finite proximity graph  $G_P(X, P)$ , and an algebraic structure  $I = ([0, 1], \vee, \wedge)$ , with a T-Conorm/T-Norm pair  $\langle \wedge, \vee \rangle$  used to compute the transitive closure of  $G_P$ , if  $I$  is a dioid, then the transitive closure  $G_P^T(X, P^T)$  can be computed by equation 1 for a finite  $\kappa$ .

See (Gondran and Minoux, 2007) for proof; further discussion and examples also see (Han and Li, 2004; Han et al., 2007; Pang, 2003; Klir and Yuan, 1995).

*Theorem 6*

Given a finite distance graph  $G_D(X, D)$ , and an algebraic structure  $II = (\{[0, +\infty], f, g\})$ , with a TD-Conorm/TD-Norm pair  $\langle f, g \rangle$  used to compute the distance closure of  $G_D$ , if  $II$  is a dioid, then the distance closure  $G_D^T(X, D^T)$  can be computed in finite time via the transitive closure of isomorphic graph  $G_P(X, P)$  with algebraic structure  $I$  obtained by an isomorphism satisfying Theorem 4. In other words, if  $II$  is a dioid, via an isomorphism satisfying Theorem 4 we obtain an algebraic structure  $I$  which is also a dioid.

This theorem can be easily proven from theorems 3, 4 and 5, by evoking the isomorphism to proximity space.

*Corollary 1*

Given the isomorphism constraint on the T-Norm from algebraic structure  $I$  (eq. 7) from theorem 4, let  $f \equiv \min$ ,  $g \equiv +$  and  $\varphi$  a distance function, per definition 2. If  $\vee \equiv \max$  as T-Conorm, then the T-Norm operator  $\wedge$  exists and  $\varphi$  is its generator function.

*Proof*

We have seen in theorem 2 that  $\varphi(x \wedge y) = g(\varphi(x), \varphi(y))$  therefore  $\forall x, y, z \in P$  and by theorem 4:

$$\begin{aligned} \varphi^{-1}(\min_z \{\varphi(p_{x,z}) + \varphi(p_{z,y})\}) &= \max_z \{p_{x,z} \wedge p_{z,y}\} \\ \max_z \{\varphi^{-1}(\varphi(p_{x,z}) + \varphi(p_{z,y}))\} &= \max_z \{p_{x,z} \wedge p_{z,y}\} \\ \Rightarrow \\ \varphi^{-1}(\varphi(p_{x,z}) + \varphi(p_{z,y})) &= p_{x,z} \wedge p_{z,y} \end{aligned}$$

This last result is the characterisation function of T-Norms, according to theorem 7 (Klir and Yuan, 1995), which states that  $\wedge$  is a T-Norm and  $\varphi$  is the decreasing generator function (obeying definition 2).  $\square$

*Theorem 8*

Given the isomorphism  $\varphi$ , if  $D^{mc}$  is the metric closure with  $f \equiv \min$  and  $g_1 \equiv +$ , and  $D^{um}$  is the ultra-metric closure with  $f \equiv \min$  and  $g_2 \equiv \max$  then  $D^{mc} \stackrel{\varphi}{\cong} D^{um}$  is equivalent to  $P^{mc} \subseteq P^{um}$ , where  $D^{mc} = \Phi(P^{mc})$  and  $D^{um} = \Phi(P^{um})$ . Therefore,  $\Delta(P^{um}) \geq \Delta(P^{mc})$ .

*Proof*

We can prove by induction that:

- 1)  $D^2 \stackrel{\varphi}{\cong} \Phi(P^2)$  ;
- 2)  $\begin{cases} H : D^n \stackrel{\varphi}{\cong} \Phi(P^n) \\ T : D^{n+1} \stackrel{\varphi}{\cong} \Phi(P^{n+1}) \end{cases}$

Let's prove 1)

$$\forall x, y, z \in X : D_{mc}^2 = f(d_{x,z} + d_{z,y}) = f(\varphi(p_{x,z}) + \varphi(p_{z,y})) \geq f(g_2(\varphi(p_{x,z}), \varphi(p_{z,y}))) = D_{um}^2, \text{ therefore } D_{mc}^2 \stackrel{\varphi}{\cong} D_{um}^2.$$

2) by the hypothesis we know that  $\forall x, y, z \in X : D^n \geq \Phi(P^n)$ , then using this result we have  $\forall x, y, z \in X : D^{n+1} = f\{d_{x,z}^n + d_{z,y}\} \geq f\{\varphi(p_{x,z}^n) + \varphi(p_{z,y})\}$ , because  $f\{\varphi(p_{x,z}^n) + \varphi(p_{z,y})\} \geq f\{\varphi(p_{x,z}^n) \vee \varphi(p_{z,y})\}$  and using theorem 2,  $f\{g_2(\varphi(p_{x,z}^n), \varphi(p_{z,y}))\} = \varphi(\vee\{p_{x,z}^n \wedge p_{z,y}\}) = \Phi(P^{n+1})$ , so

$\forall x, y, z \in X : D^{n+1} \geq \Phi(P^{n+1})$ , which proves that  $D^{nc} \equiv D^n \dot{\geq} \Phi(P^n) \equiv D^{um}$ .  $\square$

#### Theorem 9

Given a fuzzy complement  $c(x)$ , a T-Norm  $DT_{\wedge}^1 = \frac{ab}{a+b-ab}$  and a T-Conorm  $\max(a, b)$ , then the triple has no involutive complement, which satisfies the De Morgan's laws.

#### Proof

A complement is involutive if  $c(c(x)) = x$ . If the complement  $c(x)$  satisfies the De Morgan's laws we have:

$$\overline{a \vee b} = \bar{a} \wedge \bar{b}$$

$$c(\max(a, b)) = \frac{c(a)c(b)}{c(a) + c(b) - c(a)c(b)}$$

without loss of generality let  $a \geq b$

$$c(a) = \frac{c(a)c(b)}{c(a) + c(b) - c(a)c(b)}$$

$$c(a)(1 - c(b)) = 0$$

$$c(a) = 0 \vee c(b) = 1$$

the only function that satisfies this condition is the threshold function, which is not involutive (Klir and Yuan, 1995).  $\square$

### C Optimal Dombi T-Norm for a characteristic path length

We have seen that we can apply an infinity of pairs of T-Norms and T-Conorms to calculate distance closure, and compute shortest paths in distance graphs. In this formulation (see corollary 1), we fix the T-Conorm with  $\vee \equiv \max$ , allowing us to explore many options for the T-Norm  $\wedge$ . The T-Norm is defined via the T-Norm generator isomorphism  $\varphi$  (corollary 1). Then, using  $\langle f \equiv \min, g \equiv + \rangle$  as the TD-norm/TD-conorm pair for computing the metric closure, via the APSP/Dijkstra, distance product or equivalent, we can sweep the space of possible T-Norms, thus simultaneously exploring the range of possible isomorphisms. In this section we explore the Dombi T-Norm family, where the Dombi T-Norm generator is:

$$\varphi(x) = \left( \frac{1}{x} - 1 \right)^\lambda \quad (\text{C } 1)$$

where  $\lambda$  is the sweeping parameter. The parameter  $\lambda$  in the T-Norm generator takes values in  $]0, +\infty[$ :  $\lambda \rightarrow 0$  lower bound (*drastic product*) and  $\lambda \rightarrow \infty$  is the upper bound (*minimum*). The reason we choose this T-Norm generator is because it yields the more commonly used isomorphism from proximity to distance; when  $\lambda = 1$ , (Eckhardt et al., 2009) (Strehl, 2002), the generator of eq. C 1, becomes the isomorphism of formulae 2, which we have used in the previous section:

$$\varphi(x) = \frac{1}{x} - 1.$$

We have seen that when T-Norm and T-Conorm  $(\vee, \wedge)$  are fixed, the transitive closure and the distance closure are equivalent via isomorphism  $\varphi$ .

For empirical analysis of complex networks it is desirable that properties of the graphs obtained via specific closures, such as *average shortest path*, be simultaneously characteristic in both spaces (proximity and distance). That is, the fluctuations of the mean, must be constrained on both spaces (average shortest path and average strongest path). In order to have a characteristic average path length, the shortest paths distribution must follow approximately a normal distribution. We want to find the best  $\lambda$ , using the Dombi T-Norm generator, which guarantees these assumptions, while fixing  $\vee = \max$ .

Assuming that the shortest path distribution of a distance graph follows a normal distribution, the probability density function for a normal random variable  $X$ , here the shortest path, is given by:

$$h_X(x) = \frac{1}{\sqrt{2\pi\sigma^2}} e^{-\frac{(x-\mu)^2}{2\sigma^2}} \quad (\text{C } 2)$$

where  $\mu$  and  $\sigma$  are the mean and standard deviation of the normal distribution.

The mean of a random variable  $Y = j(X)$ , which is a monotonic function of  $X$ , where  $X$  is the random variable representing shortest path in a distance graph, and  $Y$  the random variable representing the strongest path in the isomorphic distance graph, is given by:

$$\langle Y \rangle = \int_0^\infty j(x) h_X(x) dx \quad (\text{C } 3)$$

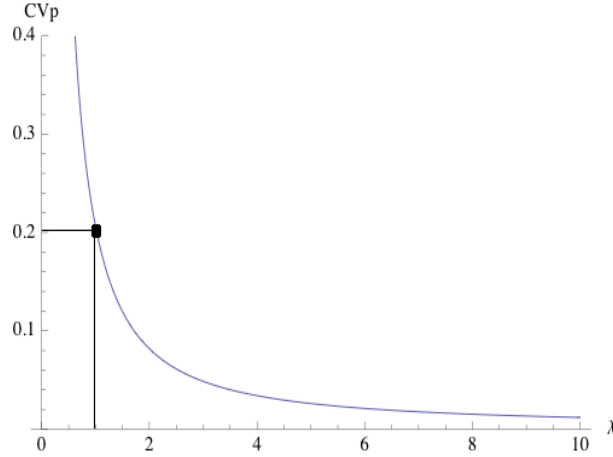


Fig. C 1. Study of the fluctuations in proximity space,  $CV_p$  as function of  $\lambda$  for  $\mu = 10$  (average path length in distance space) with  $CV_d = 0.2$ .

In our case,

$$j(x) = \varphi^{-1}(x) = \frac{1}{x^{\lambda} + 1}$$

Therefore, the fluctuations of the mean, in the proximity space are given by:

$$CV_p = \frac{\sigma_p}{\mu_p} = \frac{\sqrt{\langle Y^2 \rangle - \langle Y \rangle^2}}{\langle Y \rangle} \quad (C4)$$

where  $CV_p$  is the *coefficient of variability*<sup>5</sup>, and  $\sigma_p$  and  $\mu_p$  are the standard deviation and mean of the strongest path in the proximity space and  $\langle Y^2 \rangle$  is given by:

$$\langle Y^2 \rangle = \int_0^{\infty} j^2(x) h_X(x) dx \quad (C5)$$

The fluctuations in the distance space of the shortest path, are given by the *coefficient of variability*,  $CV_d$ :

$$CV_d = \frac{\sigma}{\mu} \quad (C6)$$

The dependence of  $CV_p$  on  $CV_d$  comes from equations C 2, C 3 and C 5. In figure C 1 we plot the theoretical relation between  $\lambda$  and  $CV_p$  for  $\mu = 10$  (average shortest path in distance space is normally distributed) and  $CV_d = 0.2$ , using equation C 4; the shape is preserved for different parameter values. We can see from this figure that the coefficient of variability in the proximity space is minimum when  $\lambda$  converges to the *min* T-Norm ( $\lambda \rightarrow +\infty$ ); the ultra-metric closure. However, from our assumptions we require that  $CV_p \approx CV_d = 0.2$ , in this case. The marked point in the figure C 1 shows the point where the assumptions are met. We observe that  $\lambda \approx 1$  in this scenario.

<sup>5</sup> The coefficient of variability is scale invariant.



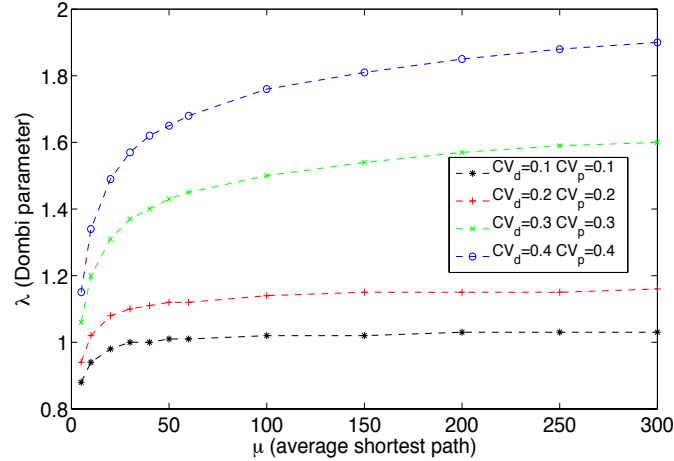


Fig. C.2.  $\lambda$  versus  $\mu$  for several coefficients of variability  $CV_d$  and  $CV_p$

To inspect in more detail the best value or values for  $\lambda$ , using the metric closure we plot, in figure C.2 the theoretical  $\lambda$  versus  $\mu$  (average shortest path), for several acceptable coefficients of variability in both spaces, assuming that the optimal value should share a controlled  $CV_d \approx CV_p \leq 0.6$ . The results from this figure are obtained by finding the root ( $\lambda$ ) of the equation:

$$CV_p^{theoretical}(\lambda) - CV_p = 0$$

$$CV_p^{theoretical}(\lambda) = \frac{\sqrt{\langle Y^2 \rangle - \langle Y \rangle^2}}{\langle Y \rangle}$$

Where  $\langle Y^2 \rangle$  and  $\langle Y \rangle$  are given by equations C.2, C.3 and C.5 with  $j(x) = \frac{1}{x^{\lambda+1}}$  and we assume  $h_X(\mu, \sigma)$  is normally distributed with  $\sigma = \mu \times CV_d$  ( $\mu$  is the average shortest path) with  $CV_d \approx CV_p$  the real data fluctuations. We use *Mathematica 7* to find the roots of this equation. From this figure we can see that when we increase the coefficients of variability,  $\lambda$  also increases. However,  $\lambda$  remains contained in the interval  $[0.8, 1.9]$ . For small average shortest paths the best  $\lambda \in [0.8, 1.2]$ , where after a transient ( $\mu \approx 25$ ),  $\lambda$  reaches an equilibrium, independent of scale factors ( $\lambda$  becomes invariant). The scale factor associated to the average shortest path length (characteristic for each network), depends mainly on the weights distribution. We can also observe that for very small fluctuations ( $CV_d = CV_p = 0.1$ ),  $\lambda$  becomes invariant for values  $\approx 1$ .  $\lambda = 1$  is an optimal asymptotic value for small fluctuations, since  $CV \geq 0$ . In real data in order to guarantee a characteristic mean (average strongest and shortest path), in both spaces (proximity and distance), the fluctuations should be as small as possible. However in real data the shortest path distribution only approximates to the normal distribution, which is one of our assumptions, resulting in higher fluctuations, for both spaces. For fluctuations  $CV_d \approx CV_p \in [0, 0.4]$  we should use an isomorphism with  $\lambda \in [0.8, 1.9]$ . For  $CV \approx 0$  the asymptotical optimal value is  $\lambda = 1$  (see figure C.2). This gives us a lower bound to calculate the desired metric closure in a distance graph to minimize fluctuations,  $\lambda$  should be larger or equal than 1 ( $\lambda \geq 1$ ). To control fluctuations in both spaces (proximity,

distance) we should choose  $\lambda$  according to the fluctuations obtained in the distance or proximity spaces (this can be seen as an optimization problem).

In most applications, researchers use mappings between proximity and distance spaces similar to  $\lambda = 1$ , using isomorphisms  $\varphi = \frac{1}{x}$  or  $\varphi = \frac{1}{x} - 1$ . We have to alert that the first choice  $\varphi = \frac{1}{x}$  is not mathematically correct, since it maps  $\varphi : [0, 1] \rightarrow [1, +\infty]$ , which is not a distance space.  $\lambda = 1$  leads to the more common  $\varphi$  and asymptotical optimal value, assuming small fluctuations. However, to constrain fluctuations we may want to use other values of  $\lambda \geq 1$ , depending on the level real data fluctuations.

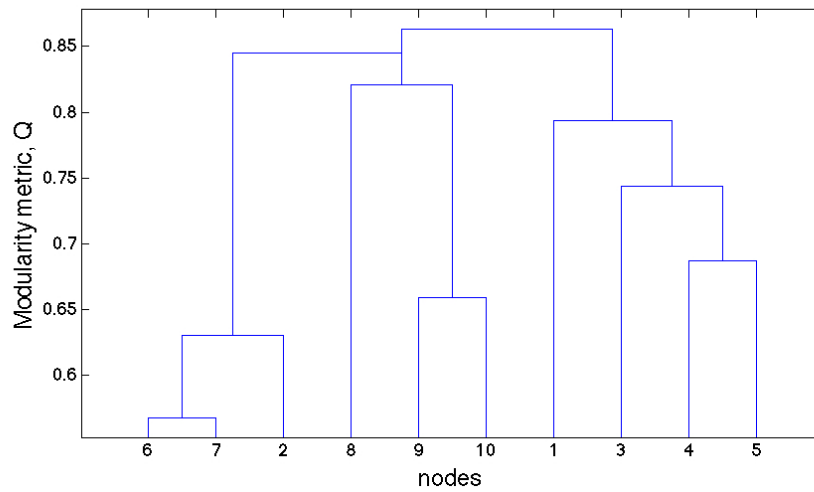
**D Community Structure in Example Networks**

Fig. D 1. Community Structure of Toy Network with Newman's Fast Algorithm.

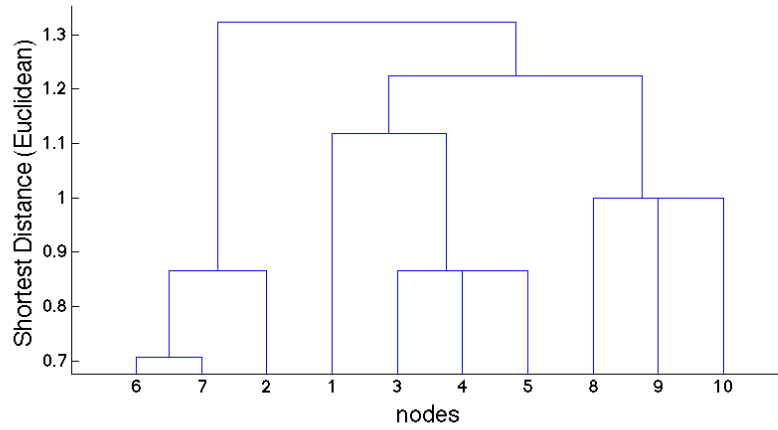


Fig. D 2. Community Structure of Toy Network with Hierarchical Clustering.

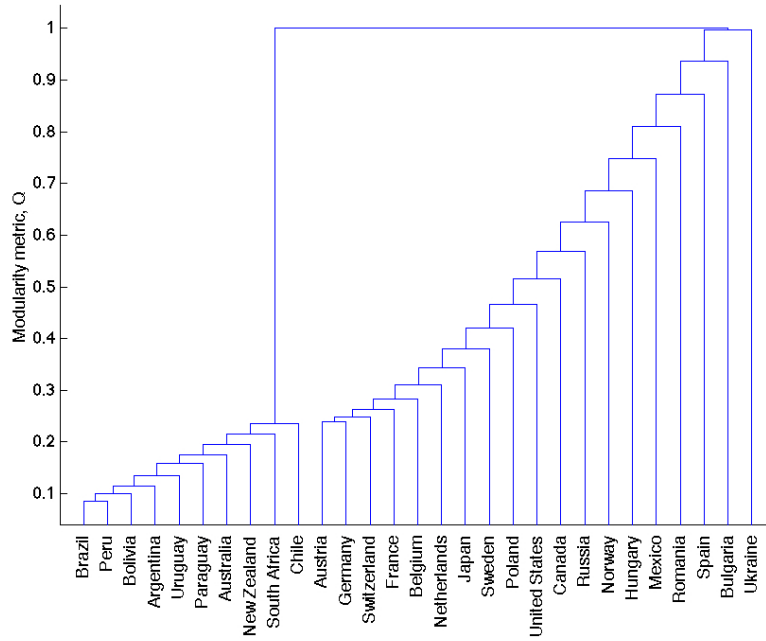


Fig. D3. Community Structure of Flu Network with Newman's Fast Algorithm.

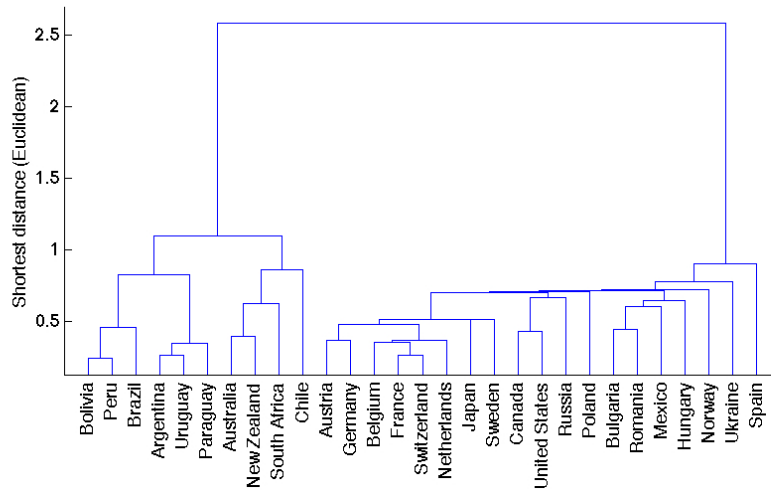


Fig. D4. Community Structure of Flu Network with Hierarchical Clustering.