

NON-SMOOTH CHEMICAL FREEZE-OUT AND APPARENT WIDTH OF WIDE RESONANCES AND QUARK GLUON BAGS IN A THERMAL ENVIRONMENT

K.A. Bugaev^{1,*}, A.I. Ivanytskyi¹, D.R. Oliinychenko^{1,2}, E.G. Nikonov³, V.V. Sagun¹ and G.M. Zinovjev¹

¹Bogolyubov ITP of the National Academy of Sciences of Ukraine, Metrologichna str. 14^B, Kiev 03680, Ukraine

²FIAS, Goethe-University, Ruth-Moufang Str. 1, 60438 Frankfurt upon Main, Germany

³Laboratory for Information Technologies, JINR, 141980 Dubna, Russia

*e-mail: bugaev@th.physik.uni-frankfurt.de

Abstract. Here we develop the hadron resonance gas model with the Gaussian width of hadron resonances. This model allows us to treat the usual hadrons and the quark gluon bags on the same footing and to study the stability of the results obtained within different formulations of the hadron resonance gas model. In this work we perform a successful fit of 111 independent hadronic multiplicity ratios measured for the center of mass collision energies $\sqrt{s_{NN}} = 2.7\text{--}200$ GeV. Also we demonstrate that in a narrow range of collision energy $\sqrt{s_{NN}} = 4.3\text{--}4.9$ GeV there exist the peculiar irregularities in various thermodynamic quantities found at chemical freeze-out. The most remarkable irregularity is an unprecedented jump of the number of effective degrees of freedom observed in this narrow energy range which is seen in all realistic versions of the hadron resonance gas model, including the model with the Breit-Wigner parameterization of the resonance width and the one with a zero width of all resonances. Therefore, the developed concept is called the non-smooth chemical freeze-out. We are arguing that these irregularities evidence for the possible formation of quark gluon bags. In order to develop other possible signals of their formation here we study the apparent width of wide hadronic resonances and quark gluon bags in a thermal environment. Two new effects generated for the wide resonances and quark gluon bags by a thermal medium are discussed here: the near threshold thermal resonance enhancement and the near threshold thermal resonance sharpening. These effects are also analyzed for the Breit-Wigner width parameterization and it is shown that, if the resonance decay thresholds are located far away from the peak of resonance mass attenuation, then such a width parameterization leads to a stronger enhancement of the resonance pressure compared to the Gaussian one. On the basis of the new effects we argue that the most optimistic chance to find experimentally the quark gluon bags may be related to their sharpening and enhancement in a thermal medium. In this case the wide quark gluon bags may appear directly or in decays as narrow resonances that are absent in the tables of elementary particles and that have the apparent width about 50-120 MeV and the mass about or above 2.5 GeV.

I. INTRODUCTION

This year the MIT Bag model [1] will celebrate its forty years anniversary. A physical picture about the color degrees of freedom confined inside some volume turned out to be very productive and it is used as a corner stone in many subsequent phenomenological models developed in high energy nuclear physics. In particular, the hadron bags model [2] very efficiently exploited this idea and, compared to the statistical bootstrap model [3–5], it opened entirely new possibilities to study the strongly interacting matter thermodynamics. Since the moment of the hadron bags model formulation [2] its original framework was greatly extended and now we have a variety of exactly solvable statistical models which describe the deconfinement phase transition and a cross-over. For instance, the quark gluon bag with surface tension model (QGBSTM) is able to describe the tricritical [6–9] and critical endpoint [10, 11] using the mechanism which is typical for ordinary liquids. In Ref. [12] the authors study an influence of an interplay between the color-flavor correlations and the definite volume fluctuations of large quark gluon (QG) bags on the order of deconfinement phase transition and the critical endpoint properties (they consider phase transitions of higher orders), while in Ref. [13] the previous analysis is extended to study the role of the chiral symmetry restoration although at vanishing baryonic density. The work [14] is devoted to a thorough analysis of different internal symmetries of large QG bags and to an investigation of the chiral symmetry restoration effect on the QCD phase diagram properties at non-vanishing baryonic densities although at the expense of neglecting the realistic short-range repulsion between the constituents. In Ref. [15] the novel, but rather complicated way to account for the hard-core repulsion between the QG bags is thoroughly analyzed.

The most coherent statistical picture of quark gluon bags is, however, based on the finite width model (FWM) [16, 17]. The FWM allows one to consider these bags as heavy and wide hadronic resonances. It takes into account not only the asymptotic spectrum of the quark gluon bags, but it also incorporates their finite and medium dependent

width. The FWM naturally explains the absence of heavy hadronic resonances in the experimental mass spectrum compared to the Hagedorn mass spectrum [3]. Also the FWM explains that besides the large width the QG bags are strongly suppressed (on about fifteen to sixteen orders of magnitude compared to light hadrons!) for temperatures below about a half of the Hagedorn temperature T_H , i.e for $T < \frac{1}{2}T_H$, by the *subthreshold suppression*. The latter is a manifestation of the color confinement in terms of the FWM. This property of QG bags combined with their large width and very large number of decay channels lead to great difficulties in their experimental identification (see a discussion in [18]).

Nevertheless, the experimental searches of QG bags within the existing programs and the planned ones stimulate a strong interest to the formulation of possible QG bag formation signals. However, the two key questions, namely where (at what energies) and how can one observe the QG bag formation, did not get the definite answers during these almost four decades passed since the MIT Bag model formulation. At the same time a discrete part of the hadronic mass spectrum of the advanced followers [6–15] of the MIT Bag model which is known as the hadron resonance gas model (HRGM) [19–25] became a precise tool to extract the thermodynamic quantities at the moment of chemical freeze-out (FO). The latter is the moment at which the inelastic collisions cease to exist simultaneously for all sorts of particles. The recent improvements of the HRGM achieved in [21–25] allow one to successfully describe all particle yield ratios measured in the nuclear collisions at the center of mass energies from $\sqrt{s_{NN}} = 2.7$ GeV to $\sqrt{s_{NN}} = 2.76$ TeV. Therefore, here we develop a new formulation of the HRGM which employs the Gaussian mass attenuation of hadronic resonances instead of the Breit-Wigner one used in previous versions of the HRGM. Such a model allows us to treat the usual hadrons and the QG bags of the FWM [16, 17, 27] on the same footing and to study the stability of the results obtained within different formulations of the HRGM. Moreover, a thorough analysis of the HRGM performed here allows us to answer the two key questions formulated above.

In particular, we demonstrate that in a narrow range of collision energy $\sqrt{s_{NN}} = 4.3\text{--}4.9$ GeV there exist the peculiar irregularities in various thermodynamic quantities calculated at chemical FO. The most remarkable irregularity is an unprecedented jump of the number of effective degrees of freedom measured in the ratios $s^{FO}/(T^{FO})^3$ (it jumps in 1.67 times) and $p^{FO}/(T^{FO})^4$ (it jumps in 1.5 times), where s^{FO} , T^{FO} and p^{FO} denote the entropy density, the temperature and the pressure taken, respectively, at chemical FO. In order to distinguish the present chemical FO concept from the other ones, we name it *the non-smooth chemical FO*. On the basis of the FWM, we argue that these irregularities, observed in all versions of the HRGM analyzed here, are, possibly, related to the formation of QG bags.

In order to answer the second key question here we study the modification of the wide resonances in a thermal environment and perform a similar analysis for the QG bags. Our analysis shows that even at the chemical FO a thermal environment essentially modifies the resonance mass distribution in case of large width leading to their narrowing and enhancement near the threshold. Based on these findings we are arguing that the QG bags may be observed at the energy range $\sqrt{s_{NN}} \simeq 4.9\text{--}6$ GeV as the narrow resonances having the width of about 50-120 MeV and the mass about or above 2.5 which are absent in the tables of elementary particle properties.

The work is organized as follows. The next section describes the basic equations of the suggested HRGM. In section 3 we present and discuss the results of particle yield ratios measured at the collision energies $\sqrt{s_{NN}} = 2.7\text{--}200$ GeV. The main attention is devoted to a discussion of the found irregularities. In section 4 the apparent width of wide resonances and QG bags is thoroughly analyzed. Our conclusions and some perspectives are discussed in section 5.

II. HADRON RESONANCE GAS MODEL WITH GAUSSIAN MASS ATTENUATION

As a discrete part of hadron mass-volume spectrum the HRGM [19–25] is contained in all elaborate statistical models of strongly interacting matter discussed above. In fact, it is a truncated hadronic mass spectrum of the statistical bootstrap model [3–5], which, however, accounts for the hard-core repulsion of hadrons and their width. The HRGM treats all hadron resonances known from the tables of particle properties [26] with masses up to $M_0 \simeq 2.5$ GeV as the interacting gas of Boltzmann particles. Its basic equations define the pressure $p(T, \{\mu\})$ of such a system with its temperature T and the set of chemical potentials $\{\mu\}$

$$p(T, \{\mu\}) \equiv T \sum_k F_k(\sigma_k) \exp \left[\frac{\mu_k - b_k p}{T} \right], \quad (1)$$

$$F_k(\sigma_k) \equiv g_k \int_0^\infty dm \frac{\Theta(m - M_k^{Th})}{N_k(M_k^{Th})} \exp \left[-\frac{(m_k - m)^2}{2\sigma_k^2} \right] \phi(m, T), \quad (2)$$

$$\phi(m, T) \equiv \int \frac{d^3p}{(2\pi)^3} \exp \left[-\frac{\sqrt{p^2 + m^2}}{T} \right]. \quad (3)$$

In Eq. (1) the sum runs over all hadrons which include the following parameters of each k -th particle: the full chemical potential of the k -th hadron sort $\mu_k \equiv Q_k^B \mu_B + Q_k^S \mu_S + Q_k^{I3} \mu_{I3}$ is expressed in terms of the corresponding charges Q_k^L (Q_k^B is its baryonic charge, Q_k^S is its strange charge and Q_k^{I3} is its third isospin projection charge) and their chemical potentials, m_k is its mean mass, g_k is its degeneracy factor, b_k is its excluded volume, while σ_k is the Gaussian width of this resonance which defines the true resonance width as $\Gamma_k = Q \sigma_k$ (with $Q \equiv 2\sqrt{2 \ln 2}$) and the normalization factor is defined via the threshold mass M_k^{Th} of the dominant channel as

$$N_\sigma(M_k^{Th}) \equiv \int_{M_k^{Th}}^{\infty} dm \exp \left[-\frac{(m_k - m)^2}{2 \sigma^2} \right] \quad (4)$$

The hard core repulsion of the Van der Waals type generates the suppression factor $\exp(-b_k p/T)$. $\phi(m, T)$ denotes the thermal particle density per spin-isospin degree of freedom of the hadron sort of mass m .

Note that a new and important feature of the present HRGM formulation is an inclusion of the Gaussian width for all hadronic resonances. Such a feature allows us to treat the usual hadrons and the QG bags of the FWM which necessarily must have the Gaussian width [16, 17, 27] on the same footing. This is a generalization of the most successful formulation of the HRGM [20–23] in which the hadronic excluded volumes $\{b_k\}$ are usually chosen to be equal, i.e. $b_1 = b_2 = \dots = b_n \equiv b$. Note that the hadron resonance gas model [20, 22, 23] with the excluded volume $b = \frac{16}{3} \pi R^3 \simeq 0.45 \text{ fm}^3$ and the hard-core radius $R = 0.3 \text{ fm}$ is able to successfully describe the ratios of hadronic multiplicities measured at midrapidity in the nuclear collisions for the center of mass energies from $\sqrt{s_{NN}} = 2.7 \text{ GeV}$ to $\sqrt{s_{NN}} = 2.76 \text{ TeV}$. The main difference of the discrete mass-volume spectrum of the present model from the one of the most popular version of the HRGM [20–23] is a usage of the Gaussian width in (3) instead of the Breit-Wigner one, although the effect is claimed to be below 10 % even for wide hadronic resonances [20]. This feature of the present model is similar to the FWM of QG bags, where the presence of the Gaussian attenuation is of a principal importance. It is so because the Breit-Wigner attenuation leads to a divergency of the FWM partition function [16, 17].

Despite its simplicity the HRGM outlined above accurately accounts for the complexity of strong interaction between hadrons. Indeed, an attraction between them is taken into account like in the statistical bootstrap model [3–5] via many sorts of hadrons while the short range interaction is modeled via the hard core repulsion which leads to an appearance of the corresponding exponentials $\exp(-b_k p/T)$ in the spectrum (1). In principle, a surface tension induced by an interhadron interaction, like the one discussed recently in [28], should be considered for the mass-volume spectrum of hadrons used in (1), but the recent estimates made within the hadron resonance gas model [22] show that it is small and, hence, here it is neglected.

It is necessary to stress that the mass attenuation in Eqs. (1) and (2) has a clear physical meaning and it is in line with the basic assumption of the statistical bootstrap model [3–5] which suggests to account for all hadronic states with their degeneracy, that may depend on hadron mass. Therefore, the Gaussian or Breit-Wigner mass attenuations of hadronic resonances used in the HRGM account for the different hadronic states that belong to the same mass interval. This is evident, if one change the order of a hadron sort summation and the mass integration in (1)

$$\begin{aligned} \frac{p(T, \{\mu\})}{T} &\equiv \sum_k F_k(\sigma_k) \exp \left[\frac{\mu_k - b p}{T} \right] \equiv \\ &\equiv \int_0^\infty dm \sum_k \frac{\Theta(m - M_k^{Th})}{N_k(M_k^{Th})} \exp \left[-\frac{(m_k - m)^2}{2 \sigma_k^2} \right] g_k \phi(m, T) \exp \left[\frac{\mu_k - b p}{T} \right]. \end{aligned} \quad (5)$$

Before analyzing the hadronic mass spectrum in a thermal environment it is necessary to remind that the question of whether the experimental mass spectrum of hadrons given in the Particle Data Group tables coincides with the spectrum suggested by R. Hagedorn is of great interest nowadays [29–31]. However, almost all discussions of the hadron mass spectrum simply ignore the width of resonances, whereas long ago it was found that the large resonance width may essentially modify the spectrum [16–18, 32–37]. Therefore, it is important to study the effective mass spectrum of hadrons having a physical width. Another significant reason to introduce the width and decay channels of hadronic resonances into the HRGM is that without accounting for the decays of wide resonances it is impossible to accurately describe the particle yield ratios [20, 22]. For instance, an absence of the wide $\sigma(600)$ -meson which decays into two pions does not allow one to correctly describe the pion yield since just this meson alone is responsible for about 5 % of pions at low AGS energy range. Therefore, the total particle density of hadron of sort k consists of the thermal part n_k^{th} and the decay one:

$$n_k^{tot} = n_k^{th} + n_k^{decay} = n_k^{th} + \sum_l n_l^{th} Br(l \rightarrow k), \quad (6)$$

$$n_k^{th} \equiv \frac{\partial p}{\partial \mu_k} = \frac{F_k(\sigma_k) \exp\left[\frac{\mu_k - b p}{T}\right]}{1 + b \sum_l F_l(\sigma_l) \exp\left[\frac{\mu_l - b p}{T}\right]}, \quad (7)$$

where $Br(l \rightarrow k)$ is the decay branching ratio of the l -th sort of hadron into the hadron of sort k . The masses, the widths and the strong decay branchings of all hadrons are taken from the particle tables used by the thermodynamic code THERMUS [38].

A usage of the resonance mass attenuation of the Breit-Wigner (or Gaussian) type with the vacuum values of resonance mass and width was heavily criticized in [39], but we find such a critique absolutely inadequate for the states below the chemical FO. First of all, we note that in the approach of [39] and similar effective field theoretical models the effect of medium cannot be switched off at any finite particle density or temperature. This means that according to the treatment of [39] and [40] (and many similar works!) all the hadrons whose momentum spectra are frozen due to the absence of any strong interaction between them should keep their momentum dependent width and mass which they acquired at the moment of kinetic FO up to they are captured by the detectors. Hence, according to [39] all hadrons measured by detectors, including the stable ones, are some resonances that ‘feel’ a thermal medium in which they were produced long after the medium is gone. The typical examples of resonance mass attenuations obtained within the effective field theoretical models are shown in Fig. 1.

This problem is well-known in the transport simulations [41, 42]. Because the traditional field theoretical prescription does not provide the correct asymptotic solutions for the particles which are stable in a vacuum it was suggested to introduce the density dependent coupling [42] which shifts the particles to their mass shell when they propagate to the vacuum. Since there is no first principle prescription for such a procedure, we conclude that the usage of the ‘crude’ approximation (in terms of Ref. [39]) of Eq. (2) or the Breit-Wigner one is not only possible, but it is physically adequate after the chemical FO, when the inelastic reactions, except for the decays, cease to exist.

Second, all the ‘effects’ which the authors of [39] claim to be of principal physical importance are reduced to a slight (by about 20 MeV) shift of the mass attenuation peak and small change of its shape for the Δ_{33} resonance as one can see from Fig. 1. In our opinion such modifications of the mass attenuation of the Δ_{33} resonance compared to the ‘crude’ approximation of Eq. (2) cannot be measured in heavy ion experiments even for such narrow a resonance as Δ_{33} , since in a vacuum its width is known with the accuracy of a couple of MeVs [26]. Therefore, a serious discussion of similar ‘effects’ for heavy hadronic resonances whose mass and width are often known with the accuracy of 100 MeV or 200 MeV (or worse) [26] does not make any sense. Thus, at the present state of art there is no alternative to a physically transparent Eq. (2) to be used at and after the moment of chemical FO. Below it will be shown, that the finite temperature affects the resulting mass distributions of resonances much more than those tiny modification discussed in [39]. Moreover, none of the existing field theoretical model is able to tell us what a mass attenuation can be used for the QG bags, whereas the requirement of internal consistency of the FWM [16, 17] leads to the Gaussian mass attenuation for the QG bags or heavy and wide resonances. Furthermore, the FWM allows one to estimate the parameters of the mass attenuation from the lattice QCD data [16, 17] and from the experimental Regge trajectories of heavy mesons [27].

III. FIT OF PARTICLE RATIOS

The fitting procedure and the choice of particle yield ratios are the same, as suggested in [20, 21] and successfully used in [22–24]. To study the effect of the Gaussian width on the chemical FO we choose the basic formulation of the HRGM outlined in [22] for the equal hard-core radii of all hadrons $R = 0.3$ fm which correspond to the excluded volume $b \simeq 0.45$ fm³.

For the AGS center of mass collision energy range $\sqrt{s_{NN}} = 2.7\text{--}4.9$ GeV the used experimental data [43, 44] (pions), [45, 46] (proton), [44] (kaons), [47–50] (strange hyperons) and [51] (ϕ mesons) are well-known. As in our previous analysis [22–24] for the SPS center of mass collision energy range $\sqrt{s_{NN}} = 6.3\text{--}17$ GeV we mainly concentrate on the NA49 Collaboration data [52–57], which traditionally are the most difficult to reproduce for the HRGM. The measured data at RHIC energies $\sqrt{s_{NN}} = 62.4, 130$ and 200 GeV are available from several experiments, but since the most of the data agree with each other well, we employ only the STAR data [58–63]. More details on the fitting procedure can be found in [22–24].

As one can see from the upper panel of Fig. 2 the chemical FO temperature T^{FO} and baryonic chemical potential μ_B^{FO} of the present model, which hereafter is called HRGMG, for convenience, are more close to the HRGM with a zero width (HRGM0) than to the HRGM with the Breit-Wigner mass attenuation (HRGMBW). Moreover, the deviation of the chemical FO temperatures obtained within HRGMG and within HRGMBW slowly grows with the increase of collision energy, but their difference does not 6 MeV. From the lower panel of Fig. 2 it is clearly seen that in the narrow range of collision energy $\sqrt{s_{NN}} = 4.3\text{--}4.9$ GeV the chemical FO temperature T^{FO} increases in about

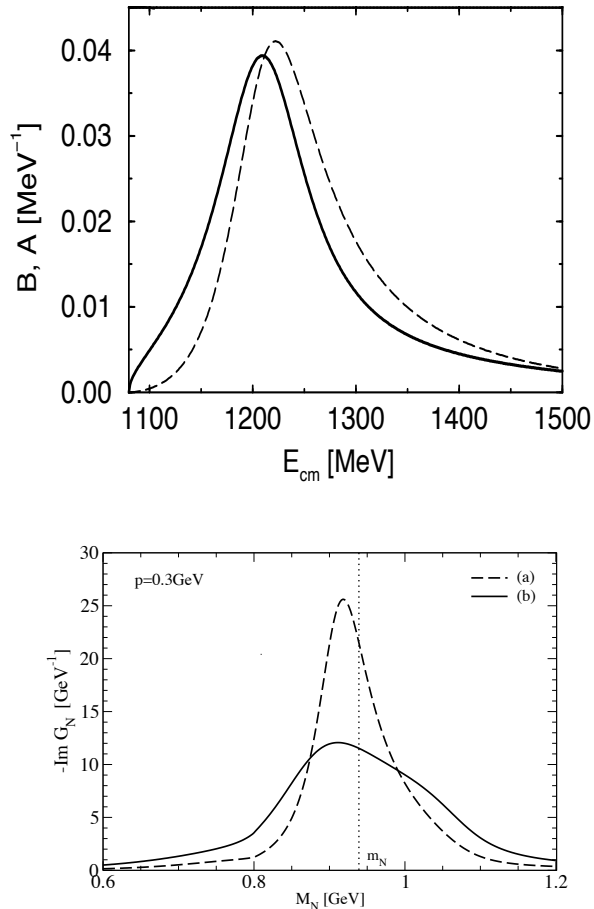


FIG. 3: Nucleon spectral function in hot hadronic matter under RHIC conditions; solid line: “chemical freezeout” with $T=180\text{MeV}$, $\varrho_N=0.68\varrho_0$ ($\mu_N=333\text{MeV}$), $\mu_\pi=0$; dashed line: “thermal freezeout” with $T=100\text{MeV}$, $\varrho_N=0.12\varrho_0$ ($\mu_N=531\text{MeV}$) and $\mu_\pi=96\text{MeV}$; the dotted line indicates the location of the free nucleon mass.

FIG. 1: Mass dependance of the Δ_{33} resonance (upper panel) and nucleon (lower panel) found within effective field theoretical model at finite temperature. **Upper panel:** This picture is taken from the preprint arXiv:nucl-th/9710014v2 by W. Weinhold, B. Friman and W. Nörenberg which is published in Ref. [39]. Dashed curve denotes the mass (which is energy E_{cm} in the resonance center of mass frame) attenuation of the Δ_{33} resonance with vacuum mass and width, while the solid curve corresponds to the low density approximation suggested in [39]. **Lower panel:** This figure is taken from the preprint arXiv:nucl-th/0407050v2 by H. van Hees and R. Rapp which is published in Ref. [40]. As one can see from the original figure caption the authors of Ref. [40] claim that the nucleons which are supposed to fly directly to a detector after the thermal FO, i.e. after a complete decoupling of the system, still do not have the vacuum mass and vacuum width.

1.35 times, while the entropy density at chemical FO in this case jumps in about 4.2 times! A similar picture is seen in Fig. 3 for the pressure p^{FO} and energy density ε^{FO} at chemical FO. We would like to note that these quantities s^{FO} , p^{FO} and ε^{FO} demonstrate a remarkable irregularity in the narrow range of collision energy $\sqrt{s_{NN}} = 4.3\text{--}4.9$ GeV. Thus, from Figs. 2 and 3 one can see that for the HRGMG the chemical FO pressure increases in 5 times, the energy density jumps in about 4.75 times while the chemical FO temperatures changes in about 1.35 times, when the collision energy increases from $\sqrt{s_{NN}} = 4.3$ GeV to $\sqrt{s_{NN}} = 4.9$ GeV, i.e. it grows on about 14 % only. In other words, the quantities $s^{FO}/(T^{FO})^3$ and $p^{FO}/(T^{FO})^4$ which usually characterize the number of effective degrees of freedom increase, respectively, in about 1.67 and 1.5 times, while the collision energy changes on about 14 %. For the HRGMBW and for the unrealistic HRGM0 the results are very similar, although the pressure and the energy density obtained by the HRGMBW for the corresponding values of the collision energy are essentially larger than the ones found by the HRGMG. In Section 4 it is shown that the main reason for stronger HRGMBW pressure compared to the HRGMG one is due to the width parameterization.

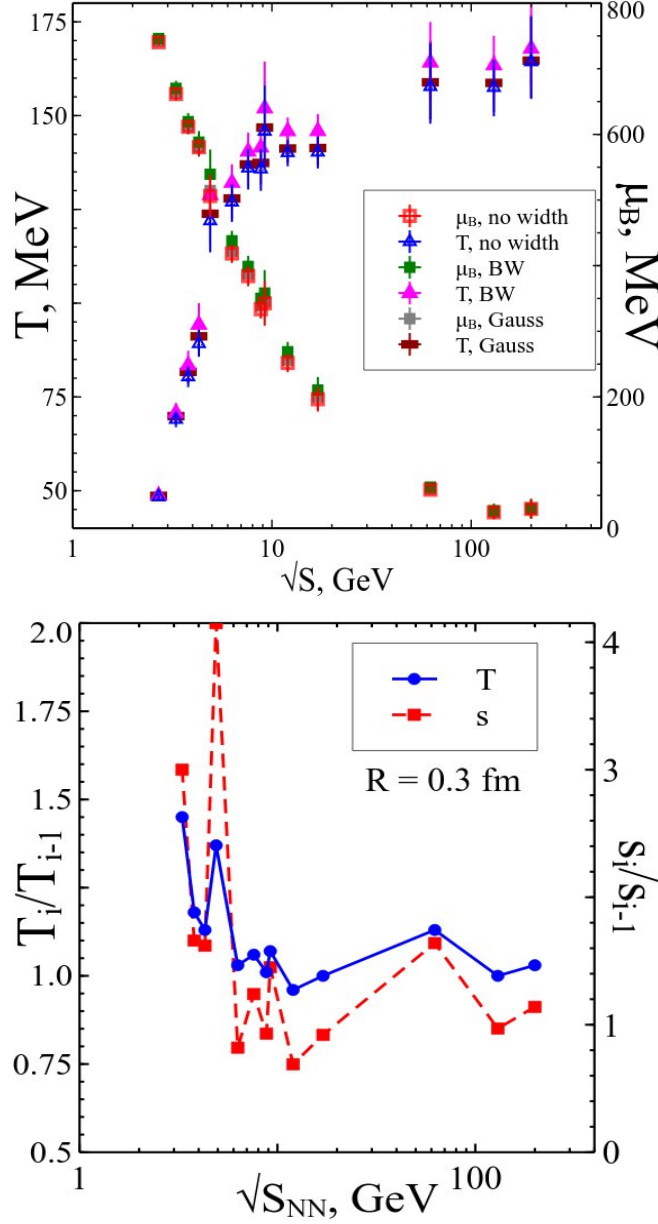


FIG. 2: **Upper panel:** Center of mass energy $\sqrt{s_{NN}}$ dependence of the chemical FO temperature T^{FO} and baryonic chemical potential μ_B^{FO} for three versions of the HRGM: with the Breit-Wigner width, with a vanishing width and with the Gaussian width. **Lower panel:** Ratio of chemical FO temperatures $T^{FO}(\sqrt{s_{NN}(i)})/T^{FO}(\sqrt{s_{NN}(i-1)})$ and ratio of entropy densities $s^{FO}(\sqrt{s_{NN}(i)})/s^{FO}(\sqrt{s_{NN}(i-1)})$ for two subsequent energies of collision ($i \geq 2$) are shown for the HRGM. The lines connected the symbols are given to guide the eyes.

Note that a similar behavior of T^{FO} and a large decrease of the chemical FO volume at this energy range was found in [20] for the HRGM with a vanishing width, however the authors of [20] never discussed the strong irregularities in the chemical FO pressure and energy density and their reduced values $p^{FO}/(T^{FO})^4$ and $\varepsilon^{FO}/(T^{FO})^4$.

It is interesting that the irregularities found here are also accompanied by the irregularity in the $\sqrt{s_{NN}}$ dependence of the Strangeness Horn [65], i.e. the multiplicity ratio K^+/π^+ . As one can see from the straight lines in the upper panel of Fig. 4, there is a strong change of the K^+/π^+ ratio slope at the energy range $\sqrt{s_{NN}} \simeq 4.3 - 4.9$ GeV. Of course, the existing large error bars do not allow us to locate the transition point with the high accuracy, but it is hoped that the future experiments will provide us with essentially smaller errors which, in turn, will allow one to make more definite conclusions. It is odd, that from the very beginning all found dependences of thermodynamic quantities at chemical FO were assumed to be continuous and smooth [20, 64]. Probably, such an attitude did not

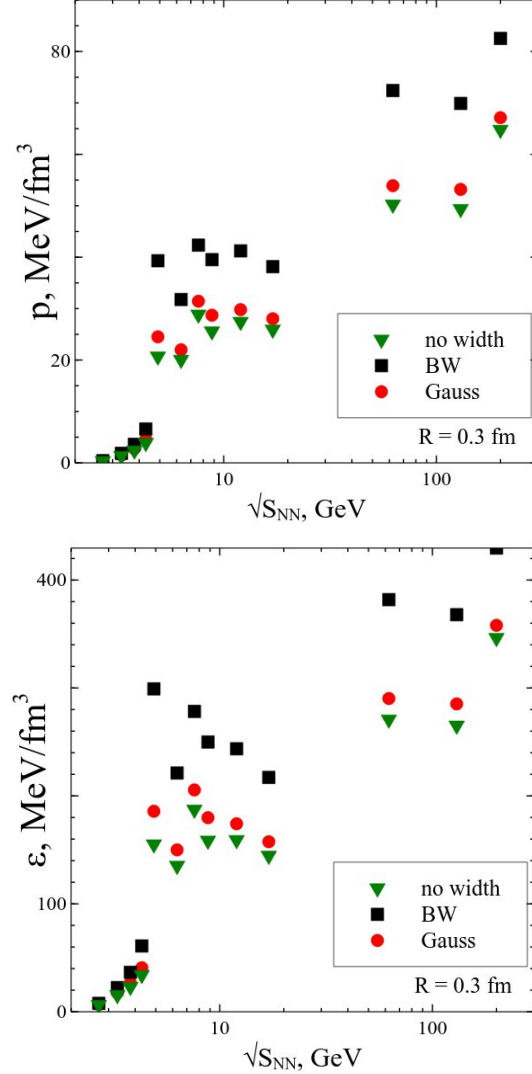


FIG. 3: Center of mass energy $\sqrt{s_{NN}}$ dependence of the chemical FO pressure p^{FO} (left) and energy density ε^{FO} (right) for three versions of the HRGM: with the Breit-Wigner width, with a vanishing width and with the Gaussian width. Both quantities demonstrate a huge jump in the narrow range of collision energy $\sqrt{s_{NN}} = 4.3\text{--}4.9$ GeV. The reason of why the Gaussian and zero width pressures are smaller than the Breit-Wigner one is thoroughly analyzed in Sect. 4.

allow other researchers to find out these irregularities. In contrast to the traditional assumptions Figs. 1, 2 and 3 clearly demonstrate that the $\sqrt{s_{NN}}$ dependence of chemical FO parameters T^{FO} , p^{FO} and ε^{FO} has a discontinuity. Therefore, in order to distinguish our concept of chemical FO from the previous findings with a smooth functional dependences we name it as *the non-smooth chemical FO*.

In order to parameterize the functions $T^{FO}(\sqrt{s_{NN}})$ and $T^{FO}(\mu_B^{FO})$ for the non-smooth chemical FO, let us, for convenience, introduce the functions

$$c_+(x, a, b) = \frac{1}{1 + e^{(x-a)/b}} = \frac{1}{2} \left(1 + \tanh \frac{x-a}{2b} \right) \quad (8)$$

$$c_-(x, a, b) = \frac{1}{1 + e^{(a-x)/b}} = \frac{1}{2} \left(1 - \tanh \frac{x-a}{2b} \right) \quad (9)$$

Such functions, sigmoids, are well known in physics because they represent Bose-Einstein distributions. In the limit of small values of the parameter b they become $c_+(x, a, b)|_{b \rightarrow 0} = \theta(a-x)$ and $c_-(x, a, b)|_{b \rightarrow 0} = \theta(x-a)$, where $\theta(x)$ is the usual Heaviside function. For finite b values the functions (8) and (9) cut the x values for $x > a$ and $x < a$, respectively. The width of a smooth cut transition is of about $2b$.

First let us discuss some popular parameterizations for $T^{FO}(\sqrt{s_{NN}})$ and $\mu_B^{FO}(\sqrt{s_{NN}})$. In 2009 Andronic and collab-

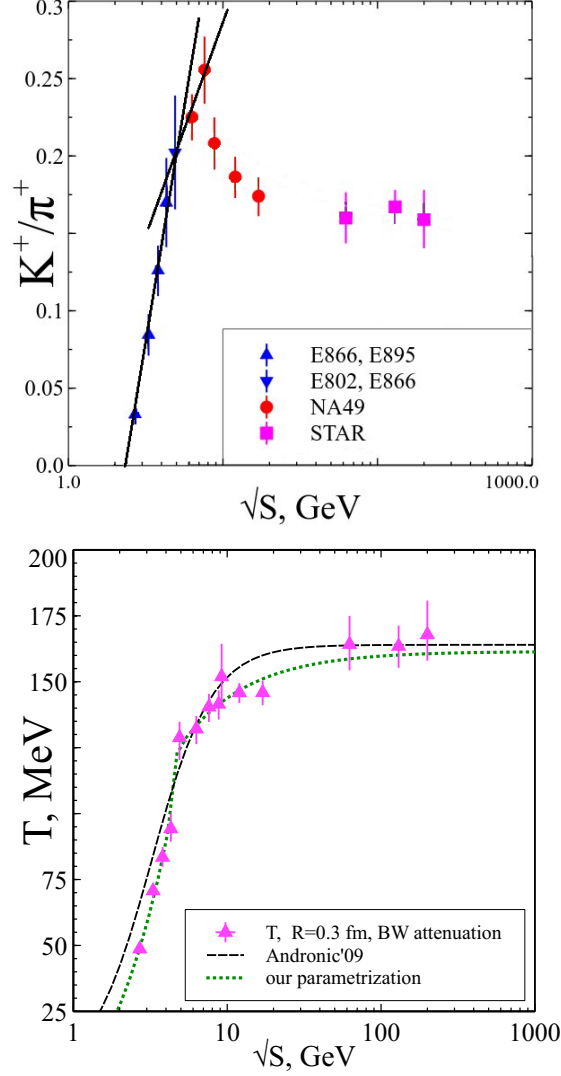


FIG. 4: **Upper panel:** The center of mass energy $\sqrt{s_{NN}}$ dependence of the experimental K^+/π^+ ratio (Strangeness Horn). The straight lines indicate the change of slope from 0.667 for $\sqrt{s_{NN}} \in [2.7; 4.9]$ GeV to 0.275 for $\sqrt{s_{NN}} \in [4.3; 7.6]$ GeV. **Lower panel:** The chemical FO temperature T^{FO} for the HRGMBW as a function of the center of mass energy $\sqrt{s_{NN}}$ and its two theoretical representations. The dashed curve corresponds to Eq. (10), while the dotted curve represents Eq. (12).

orators in [21] considered slightly different particle spectrum in their HRGM developed in [20] (in particular introduced σ - meson) in order to improve their results of Ref. [20] on pion multiplicity and, hence, on the Strangeness Horn. Their thermal parameters have altered, but only very slightly. In [21] they suggested the following parameterizations for $T^{FO}(\sqrt{s_{NN}})$ and $\mu_B^{FO}(\sqrt{s_{NN}})$

$$T^{FO}[\text{MeV}] = \frac{T_A^{lim}}{1 + \exp[2.60 - \ln(\sqrt{s_{NN}})/0.45]} = T_A^{lim} c_-(\ln(\sqrt{s_{NN}}), 1.17, 0.45), \quad (10)$$

$$\mu_B^{FO}[\text{MeV}] = \frac{a_A}{1 + b_A \sqrt{s_{NN}}}, \quad (11)$$

with $T_A^{lim} = 164 \pm 4$ MeV, $a_A = 1303 \pm 120$ MeV, $b_A = 0.286 \pm 0.049$ GeV $^{-1}$ and $\sqrt{s_{NN}}$ is given in GeVs. The functions $T^{FO}(\sqrt{s_{NN}})$ (10) and $\mu_B^{FO}(\sqrt{s_{NN}})$ (11) are, respectively, shown by the dashed curves in the lower panel of Fig. 4 and in the upper panel of Fig. 5. As one can see from the upper panel of Fig. 5 the function $\mu_B^{FO}(\sqrt{s_{NN}})$ (11) rather well describes the chemical FO points of the HRGMBW, but the function $T^{FO}(\sqrt{s_{NN}})$ (10) describes well only the points with the collision energy $\sqrt{s_{NN}} = 9.2, 62.4, 130$ and 200 GeV, while the other points, especially for $\sqrt{s_{NN}} \leq 4.9$ GeV, are poorly reproduced.

We suggest another type of parametrization, which aims at a precise description of the chemical FO points. We

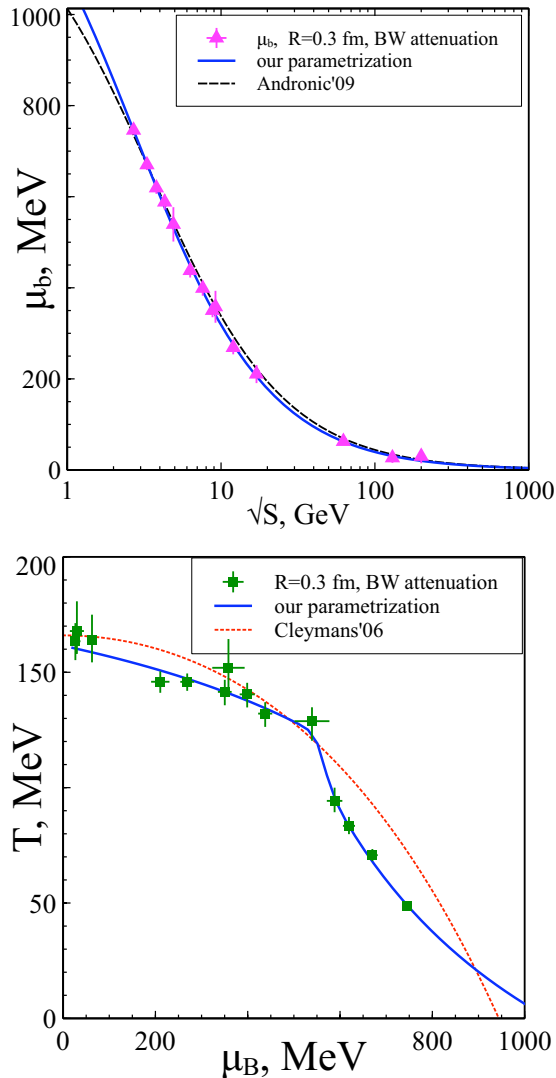


FIG. 5: **Upper panel:** The baryonic chemical potential μ_B^{FO} at chemical FO as a function of the center of mass energy $\sqrt{s_{NN}}$ for the HRGMBW. The dashed and solid curves are, respectively, defined by Eqs. (11) and (13). **Lower panel:** The chemical FO temperature T^{FO} as a function of the baryonic chemical potential at FO μ_B^{FO} for the HRGMBW. The solid and dotted curves are, respectively, defined by the system (12), (13) and by Eq. (14).

notice that the behaviour of $T^{FO}(\sqrt{s_{NN}})$ is qualitatively different in the regions $\sqrt{S} < 4.5$ GeV and $\sqrt{S} > 4.5$ GeV. Therefore, the dependences $T^{FO}(\sqrt{s_{NN}})$ and $\mu_B^{FO}(\sqrt{s_{NN}})$ found by the HRGMBW are parameterized in the following way:

$$T^{FO}[\text{MeV}] = (T_{1O} + T_{2O}\sqrt{s_{NN}})c_+(\sqrt{s_{NN}}, 4.5, 0.1) + (T_{3O}/\sqrt{s_{NN}} + T_O^{lim})c_-(\sqrt{s_{NN}}, 4.5, 0.1), \quad (12)$$

$$\mu_B^{FO}[\text{MeV}] = \frac{a_O}{(1 + b_O\sqrt{s_{NN}})}. \quad (13)$$

Here the functions c_+ and c_- are used to make a smooth transition from one kind of the $\sqrt{s_{NN}}$ behavior to another. The fitting results in the following values of the coefficients $T_{1O} = -34.4$ MeV, $T_{2O} = 30.9$ MeV/GeV, $T_{3O} = -176.8$ GeV·MeV, and $T_O^{lim} = 161.5$ MeV with $\chi^2/dof = 6.6/10$ for $T^{FO}(\sqrt{s_{NN}})$ (12). The parameterization for $\mu_B^{FO}(\sqrt{s_{NN}})$ (13) is the same as in (11), but the coefficients are different, i.e. $a_O = 1481.6$ MeV, $b_O = 0.365$ GeV $^{-1}$. For the parametrization (13) we found $\chi^2/dof = 2.3/12$. The resulting curve $T^{FO}(\mu_B^{FO})$ (see the solid curve in the lower panel of Fig. 5) has $\chi^2 = 4.9$ for 14 data points and it does not contain any free parameter. Note that for the chemical FO curves of the HRGMG the parameters entering Eqs. (12) and (13) are practically the same and, hence, we do not show these curves in the figures. From the upper panel of Fig. 2 it is easy to understand the fact that the main difference between the parameters of curves (12) and (13) corresponding to the HRGMBW and the HRGMG is in

the value of T_O^{lim} , which is about 6 MeV smaller for the latter model. We hope that the parameterizations (12) and (13) can be verified with the more precise data which will be measured in a few years on new accelerators, since the narrow range in the center of mass energy of collision corresponds to a wide range of the laboratory energy.

In the lower panel of Fig. 5 we compare the resulting curve $T^{FO}(\mu_B^{FO})$ (solid curve) obtained in this work with the parameterization

$$T[GeV] = 0.166 - 0.139 (\mu_B^{FO})^2 - 0.053 (\mu_B^{FO})^4, \quad (14)$$

suggested in [64]. Eq. (14) is a fit to the chemical FO points obtained by different versions of the HRGM. Several of these HRGM analyzed in [64] take into account the hard core repulsion, but none of them included all hadronic states and none of them considered the width of hadronic resonances in the full range of collision energy. Now it is clear that these two approximations cause the large deviation from the results obtained in this work.

From the lower panel of Fig. 5 one can see that at small baryonic chemical potentials the slopes of the curves defined by Eq. (14) and by a system (12), (13) are different. Note that there is no a priori reason to believe that the function $T^{FO}(\mu_B^{FO})$ should have a vanishing μ_B^{FO} derivative at $\mu_B^{FO} = 0$. The high quality description of the chemical FO points provided by a system (12), (13) gives an evidence against such a belief.

It is interesting to note that the traditional functions $T^{FO}(\mu_B^{FO})$ like the one given by Eq. (14) which describe the smooth dependence of chemical FO parameters are often used in the works employing the obsolete and oversimplified versions of the HRGM. The latter versions have very short list of hadronic states and they do not account for the resonance decays and for their nonzero width. In fact, the vast majority of such models was never used to describe the actual experimental data, but they are employed for various ‘predictions’. Therefore, the likelihood of such ‘predictions’ is very low. Typical examples of such works are Refs. [66, 67], where the authors in detail analyze the ratio of the entropy density to the cube of temperature at chemical FO, i.e. $s^{FO}/(T^{FO})^3$, using a smooth parameterization $T^{FO}(\mu_B^{FO})$ (14) (see, for instance, Fig. 4b in [66]). As one can see from Fig. 4b in [66] the sum of ratios $s^{FO}/(T^{FO})^3$ found for mesons and baryons should demonstrate strong decrease as a function of collision energy at $E_{lab} \geq 3$ GeV, i.e. at $\sqrt{s_{NN}} \geq 2.7$ GeV. Note that such a behavior is not seen within the realistic versions of the HRGM.

A few selected particle yield ratios described within the HRGMG are shown in Figs. 6 and 7. From these figures one can see that overall fit is good and that the results of the HRGMG are almost the same as the ones found within the HRGMBW. The resulting χ^2/dof obtained for the HRGMG is $\chi^2/dof = 150.8/59 \simeq 2.56$. It is only 17 % larger than the one $\chi^2/dof = 125.5/59 \simeq 2.12$ found for the HRGMBW. From our previous experience we know that the main part of these values of χ^2/dof should be attributed to the ratios involving the heavy strange particles [22–24] (see, for instance, the ratios Λ/π^- , $\bar{\Lambda}/\pi^-$ and ϕ/p in Figs. 6 and 7). However, in Refs. [22–24] it was also demonstrated that the quality of the fit of these problematic ratios can be essentially improved, if one uses the multi-component hard-core repulsion [23] and introduces the strangeness enhancement factor [24]. An additional important feature of such improvements is that they practically do not affect the values of thermodynamic functions at chemical FO since the variation of T^{FO} and μ_B^{FO} is small and the contribution of heavy strange particles into s^{FO} , p^{FO} and ε^{FO} is almost negligible. Moreover, a close inspection of the thermodynamic quantities s^{FO} , p^{FO} and ε^{FO} obtained within the most successful versions of the HRGM [22–24] shows that the non-smooth chemical FO is their inherent feature.

Now we would like to clarify the question whether the found irregularities and a drastic change in the number of effective degrees of freedom seen at $\sqrt{s_{NN}} = 4.3\text{--}4.9$ GeV are related to the deconfinement transition from hadron gas to QG plasma. Although the famous irregularities known as the Kink [68], the Strangeness Horn [65] and the Step [69] are observed at somewhat higher energy $\sqrt{s_{NN}} \geq 7.63$ GeV, we have to point out that before more convincing signals of the deconfinement phase transition will be found there is no reason to believe that the mentioned irregularities [65, 68, 69] are, indeed, the signals of the onset of deconfinement. Moreover, despite the widely spread claims [70] an absence of solid theoretical backup of these irregularities [65, 68, 69] does not allow one to consider them as the convincing signals of the onset of deconfinement. Furthermore, a successful description of every tiny detail of the Strangeness Horn achieved recently within the HRGMBW [24] tells us that there are no associated irregularities in the thermodynamic quantities at and above the corresponding value of the collision energy $\sqrt{s_{NN}} = 7.63$ GeV. Therefore, before more convincing signals are found the irregularities at $\sqrt{s_{NN}} = 4.3\text{--}4.9$ GeV reported above can be also considered as the signals of the deconfinement phase transition.

In contrast to some general speculations [70] on a possible source of the above mentioned irregularities [65, 68, 69], the non-smooth chemical FO has additional theoretical backup provided by the FWM [16, 17, 27]. The FWM [16, 17] is able to successfully describe a variety of the lattice QCD thermodynamics data [71–73] at vanishing baryonic chemical potential. Also its predictions for the Regge trajectories of non-strange and strange mesons [27] were successfully confirmed by the thorough analysis of both the real and the imaginary parts of the leading Regge trajectories [37] of ρ_{J--} , ω_{J--} , a_{J++} and f_{J++} mesons for the spin values $J \leq 6$ and the ones of K_{JP}^* mesons of isospin $\frac{1}{2}$, parity $P = (-1)^J$ and spin values $J \leq 5$. One of the most important predictions of the FWM [16, 17] is that at vanishing baryonic chemical potential the QG bags are strongly suppressed (by a factor of fifteen-sixteen order of magnitude)

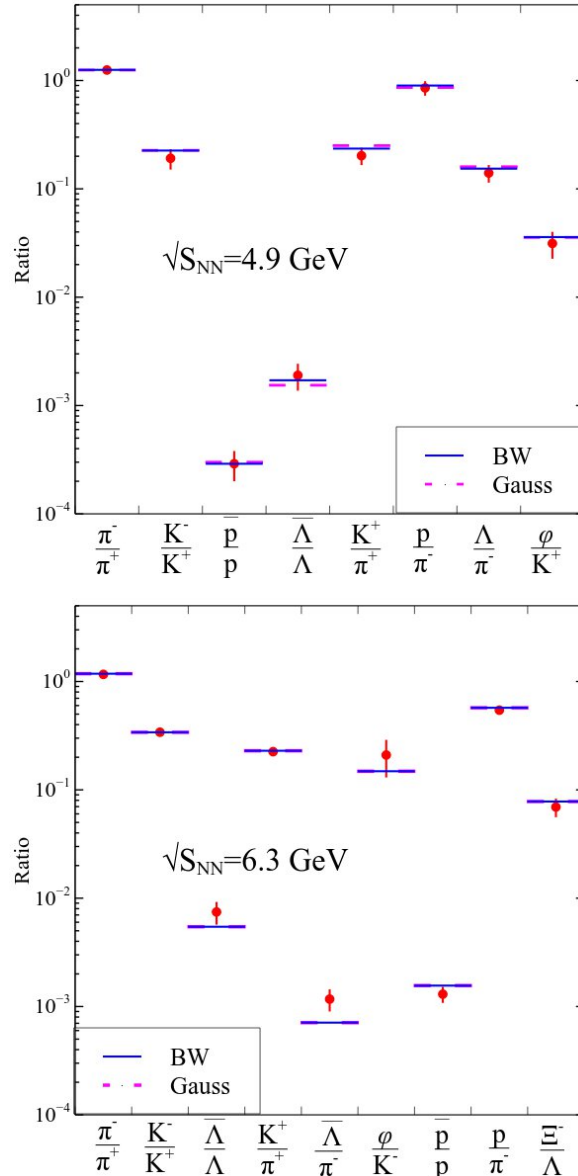


FIG. 6: The particle yield ratios described by the present HRGMG. The best fit for $\sqrt{s_{NN}} = 4.9$ GeV is obtained for $T \simeq 123.8$ MeV, $\mu_B \simeq 514.4$ MeV, $\mu_{I3} \simeq -16.75$ MeV (upper panel), whereas for $\sqrt{s_{NN}} = 6.3$ GeV (lower panel) it is obtained for $T \simeq 127.9$ MeV, $\mu_B \simeq 421.9$ MeV, $\mu_{I3} \simeq -10.9$ MeV. A yield ratio of two particles is denoted by the ratio of their respective symbols.

compared to nucleons up to the temperatures of half of Hagedorn temperature, i.e. $T_{suppr} \simeq \frac{1}{2}T_H$. Since for the different lattice QCD data analyzed in [17] the Hagedorn temperature value varies from $T_H \simeq 160$ MeV to $T_H \simeq 188$ MeV, then the corresponding range of the suppression temperatures is $T_{suppr} \simeq 80 - 95$ MeV. It is remarkable that the chemical FO temperatures at $\sqrt{s_{NN}} = 4.3$ GeV are $T_{FO} \simeq 90 - 95$ MeV, while at $\sqrt{s_{NN}} = 4.9$ GeV they are $T_{FO} \simeq 123 - 128$ MeV. In other words, according to the FWM [16, 17] at $\sqrt{s_{NN}} = 4.9$ GeV the QG bags can be formed. Of course, at the moment it is unclear whether the QG bags are formed at the chemical FO stage as the metastable states of finite systems created in nuclear collisions or they are formed at earlier stages of collision.

Also one may dispute our argument to apply to high baryonic densities the results obtained within the FWM at the vanishing ones. We, however, should point out that the density of states of QG bags with zero baryonic charge, i.e. meson-like bags, cannot depend on the baryonic charge of the system. The question about the baryonic density dependence of the mass density and the width of meson-like QG bags cannot be directly answered at the moment. Nevertheless, one should account for two facts. The first of them is that the FWM establishes a strict proportionality between the pseudo-critical temperature T_{pc} at the cross-over and the Hagedorn temperature $T_H = cT_{pc}$ with the

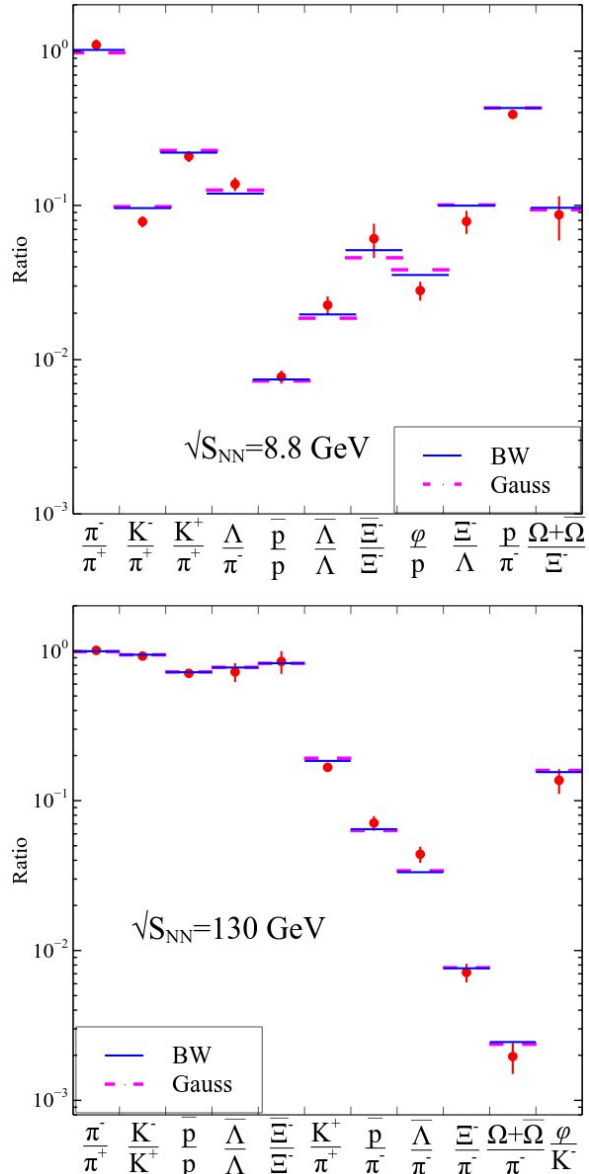


FIG. 7: Same as in Fig. 6, but for $\sqrt{s_{NN}} = 8.8$ and 130 GeV. For $\sqrt{s_{NN}} = 8.8$ GeV the fit parameters are $T \simeq 137.4$ MeV, $\mu_B \simeq 338.5$ MeV, $\mu_{I3} \simeq 2.19$ MeV (upper panel), whereas for $\sqrt{s_{NN}} = 130$ GeV (lower panel) one finds $T \simeq 158.7$ MeV, $\mu_B \simeq 24.93$ MeV, $\mu_{I3} \simeq 1.64$ MeV.

constant $c \in [0.92 - 0.98]$ which weakly depends on the number of quark flavors and number of colors. The second fact is that the lattice QCD thermodynamics shows very weak dependence of T_{pc} on the baryonic chemical potential μ_B [74]:

$$\frac{T_{pc}(\mu_B)}{T_{pc}(0)} = 1 - 0.0066(7) \left(\frac{\mu_B}{T_{pc}(\mu_B)} \right)^2.$$

Therefore, from these facts we conclude that the possible μ_B dependences of the mass density and the width of meson-like QG bags should be very weak as well. Thus, our previous estimates on the Hagedorn temperature value of meson-like QG bags should be valid at nonzero μ_B values as well.

In the next section we discuss the question how can one possibly observe the meson-like QG bags.

IV. AN APPARENT WIDTH OF WIDE RESONANCES AND MESON-LIKE QG BAGS

Now we would like to analyze the apparent width of wide resonances and meson-like QG bags in a thermal environment. The typical term of the k -resonance that enters into the mass spectrum (1) of the HRGMG is as follows

$$F_k(\sigma_k) \equiv g_k \int_0^\infty dm \frac{\Theta(m - M_k^{Th})}{N_k(M_k^{Th})} \exp\left[-\frac{(m_k - m)^2}{2\sigma_k^2}\right] \int \frac{d^3p}{(2\pi)^3} \exp\left[-\frac{\sqrt{p^2 + m^2}}{T}\right]. \quad (15)$$

The notations used in (15) are the same as in Eqs. (2)–(4). Evidently, for the narrow resonances the term $F_k(\sigma_k)$ converts into the usual thermal density of particles, i.e. for $\sigma_k \rightarrow 0$ one has $F_k \rightarrow g_k \phi(m_k, T)$.

The momentum integral in (15) can be written using the non-relativistic approximation $\phi(m, T) \simeq \left[\frac{mT}{2\pi}\right]^{\frac{3}{2}} \exp\left[-\frac{m}{T}\right]$. Then to simplify the mass integration in (15) one can make the full square in it from the powers of $(m_k - m)$ and get

$$F_k(\sigma_k) \equiv g_k \int_0^\infty dm f_k^G(m) \simeq \tilde{g}_k \int_0^\infty dm \frac{\Theta(m - M_k^{Th})}{N_k(M_k^{Th})} \exp\left[-\frac{(\tilde{m}_k - m)^2}{2\sigma_k^2}\right] \left[\frac{mT}{2\pi}\right]^{\frac{3}{2}} \exp\left[-\frac{m}{T}\right], \quad (16)$$

where the following notations for an effective resonance degeneracy \tilde{g}_k and for an effective resonance mass \tilde{m}_k

$$\tilde{g}_k \equiv g_k \exp\left[\frac{\sigma_k^2}{2T^2}\right] = g_k \exp\left[\frac{\Gamma_k^2}{2Q^2 T^2}\right] \quad (17)$$

$$\tilde{m}_k \equiv m_k - \frac{\sigma_k^2}{T} = m_k - \frac{\Gamma_k^2}{Q^2 T} \quad (18)$$

are used. From Eq. (16) one can see that the presence of the width, firstly, may strongly modify the degeneracy factor g_k and, secondly, it may essentially shift the maximum of the mass attenuation towards the threshold or even below it. There are two corresponding effects which we named as *the near threshold thermal resonance enhancement* and *the near threshold resonance sharpening*. These effects formally appear due to the same reason as the famous Gamow window for the thermonuclear reactions in stars [75, 76]: just above the resonance decay threshold the integrand in (16) is a product of two functions of a virtual resonance mass m , namely, the Gaussian attenuation is an increasing function of m , while the Boltzmann exponent strongly decreases above the threshold. The resulting attenuation of their product has a maximum, whose shape, in contrast to the usual Gamow window, may be extremely asymmetric due to the presence of the threshold. Indeed, as one can see from Fig. 8 the resulting mass attenuation of a resonance may acquire the form of the sharp and narrow peak that is closely resembling an icy slide. Below we discuss these two effects in some details. Qualitatively the same effects appear, if in (16) one uses the Breit-Wigner resonance mass attenuation instead of the Gaussian one (see below).

From the definitions of the effective resonance mass (18) and the effective resonance degeneracy (17) one can see that the effects of their change are strong for $T \ll \sigma_k$. This can be clearly seen from Fig. 8, which demonstrates both of the above effects at low temperatures for the σ -meson. A simple analysis shows that the effect of resonance sharpening is strongest, if the threshold mass is shifted to the convex part of the Gaussian distribution in (16), i.e. for $M_k^{Th} \geq \tilde{m}_k$ or for the temperatures T below $T_k^+ \equiv \frac{\sigma_k^2}{m_k - M_k^{Th}} \equiv \frac{\sigma_k}{\beta_k}$. To demonstrate the effect of the width sharpening we list a few typical examples for baryons in the Table 1. For $T < T_k^+$ and for $m > M_k^{Th}$ the Gaussian mass distribution in (16) can be safely approximated as $\exp\left[-\frac{(\tilde{m}_k - m)^2}{2\sigma_k^2}\right] \approx \exp\left[-\frac{(\tilde{m}_k - M_k^{Th})^2}{2\sigma_k^2} - \frac{(\tilde{m}_k - M_k^{Th})}{\sigma_k^2}(m - M_k^{Th})\right]$. Now recalling the standard definition of the width for the function $f(x) = \Theta(x) Const \exp[-bx]$, one obtains the temperature dependent resonance effective width near the threshold as

$$\Gamma_{kG}^{app}(T) \simeq \frac{\ln(2)}{\frac{1}{T} - \frac{\beta_k}{\sigma_k}} \equiv \frac{\ln(2)}{\frac{1}{T} - \frac{1}{T_k^+}}, \quad (19)$$

since for such a distribution function $f(x)$ one gets $f(\ln(2)/b) = f(0)/2$. Note that in evaluating (19) we neglected the additional $m^{1.5}$ -dependence in (16), but one can readily check that numerically such a correction is small. The rightmost column in Table 1 demonstrates that Eq. (19), indeed, provides an accurate estimates for $T < T_{kG}^+$. The results of Table 1 also justify the usage of σ -meson and the field theoretical models based on the well known σ -model for temperatures well below $T_\sigma^+ \simeq 92$ MeV. Of course, the present approach which is developed for the chemical FO stage, when the inelastic reactions except for resonance decays are ceased to exist, cannot be applied for earlier stages of heavy ion collisions. However, here we would like to stress that an inclusion of the large width of σ -meson in the

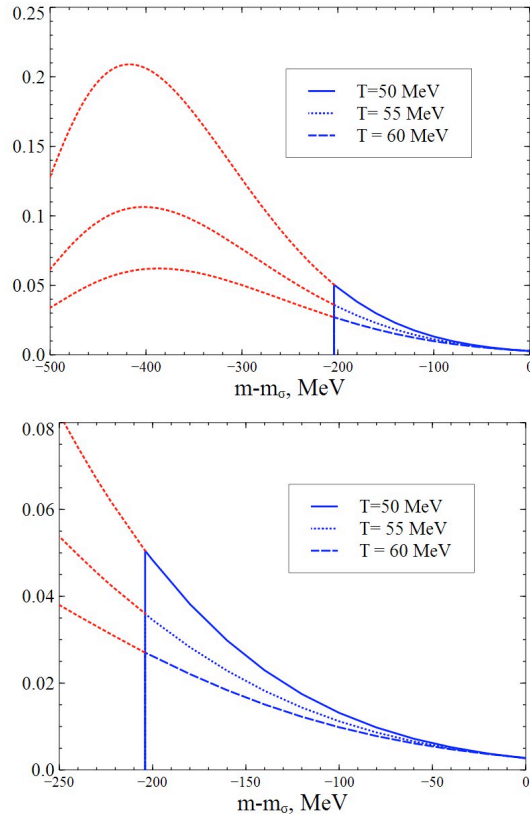


FIG. 8: Temperature dependence of the mass distribution $f_k^G(m)/\phi(m_\sigma, T)$ (in units of $1/\text{MeV}$, see Eq. (16)) for a σ -meson with the mass $m_\sigma = 484$ MeV, the width $\Gamma_\sigma = 510$ MeV [77] and $M_\sigma^{Th} = 2m_\pi \simeq 280$ MeV. In the upper panel the short dashed curves below the two pion threshold (vertical line at $m - m_\sigma = -204$ MeV) show the mass attenuation which does not contribute into the particle density (16). From the lower panel one can see the effect of wide resonance sharpening near the threshold, i.e. an appearance of a narrow peak in the resulting mass distribution on the right hand side of the threshold which resembles an icy slide. For different temperatures this mass attenuation is shown by the solid, the short dashed and the long dashed curves. The σ -meson effective width was found numerically from these mass attenuations: $\Gamma_\sigma^{\text{app}}(T = 50 \text{ MeV}) \simeq 62.5$ MeV, $\Gamma_\sigma^{\text{app}}(T = 55 \text{ MeV}) \simeq 71.5$ MeV and $\Gamma_\sigma^{\text{app}}(T = 60 \text{ MeV}) \simeq 82.5$ MeV.

TABLE I: The parameters of several hadronic resonances together with their decay channels that are used to determine the quantities β_k and T_{kG}^+ . The last two columns show the corresponding effective width at temperature $T = 50$ MeV found, respectively, numerically from Eq. (15) and analytically from Eq. (19), when it can be applied.

Hadron	m_k (MeV)	Γ_k (MeV)	Decay channel	M_k^{Th} (MeV)	β_k	T_{kG}^+ (MeV)	exact Γ_k^{app} (MeV)	approx. Γ_k^{app} (MeV)
σ -meson	484	510	$\sigma \rightarrow \pi\pi$	280	0.942	91.9	62.5	67.3
P_{33}	1232	120	$\Delta \rightarrow \pi N$	1080	2.98	11.6	43.5	N/A
P_{11}	1440	350	$N \rightarrow \pi N$	1080	2.42	38.74	129.5	N/A
P_{33}	1600	350	$\Delta \rightarrow \pi\Delta$	1372	1.53	50.4	68.7	80.8
P_{33}	1600	350	$\Delta \rightarrow \pi N$	1080	3.5	30.3	280.	N/A
G_{17}	2190	500	$\Delta \rightarrow \rho N$	1710	2.26	57.8	74.6	81.8

field theoretical models of the strongly interacting matter equation of state is very necessary. From the above analysis one can see that the large width inclusion can generate some new important physical effects like the wide resonance sharpening in a thermal medium.

From Fig. 9 one can see that the resonance enhancement can be, indeed, huge for wide ($\Gamma \geq 450$ MeV) and medium wide ($\Gamma \simeq 300 - 400$ MeV) resonances. This effect naturally explains an enhancement of hadronic pressure and energy density at chemical FO compared to the zero width case (see Fig. 3). It is appropriate here to define the apparent width for the Breit-Wigner mass attenuation. Replacing in (15) the Gaussian mass attenuation by the Breit-Wigner

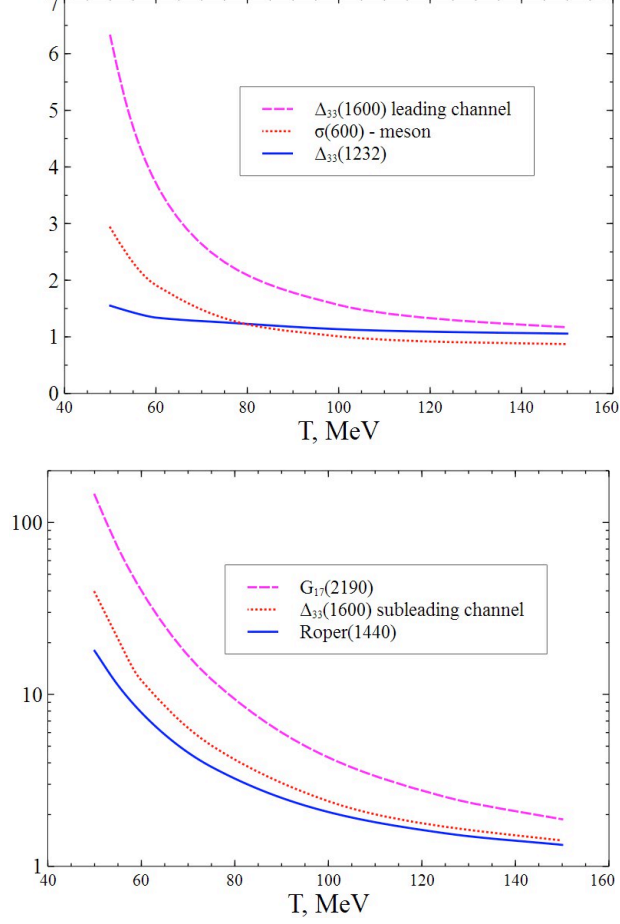


FIG. 9: Temperature dependence of the resonance enhancement factor $R_G = \frac{F_k(\sigma_k)}{g_k \phi(m_k, T)}$ for the HRGMG. The resonance enhancement factor R_G is shown for the hadronic resonance decays given in Table I. At low temperatures the enhancement factor of wide resonances can be huge.

one, instead the function $f_k^G(m)$ in (16) we get

$$f_k^{BW}(m) \simeq \frac{\Theta(m - M_k^{Th})}{N_k^{BW}(M_k^{Th})} \cdot \frac{m^{-B}}{(m_k - m)^2 + \frac{\Gamma_k^2}{4}} \left[\frac{mT}{2\pi} \right]^{\frac{3}{2}} \exp\left[-\frac{m}{T}\right], \quad (20)$$

$$N_k^{BW}(M_k^{Th}) \equiv \int_0^\infty dm \frac{\Theta(m - M_k^{Th}) m^{-B}}{(m_k - m)^2 + \frac{\Gamma_k^2}{4}}. \quad (21)$$

Here we introduced an additional mass dependence factor m^{-B} for convenience ($B = const$). Calculating the mass derivative of $\ln(f_k^{BW}(m))$ for $m > M_k^{Th}$ one finds:

$$\frac{d}{dm} \ln(f_k^{BW}(m)) \simeq -\frac{1}{T} - \frac{2(m - m_k)}{(m_k - m)^2 + \frac{\Gamma_k^2}{4}} + \frac{\frac{3}{2} - B}{m}. \quad (22)$$

Similarly to the case of the Gaussian width, from (22) one can find an apparent width for the Breit-Wigner case as

$$\Gamma_{kBW}^{app} \simeq -\frac{\ln(2)}{\frac{d}{dm} \ln(f_k^{BW}(M_k^{Th} + 0))} = \frac{\ln(2)}{\frac{1}{T} - \frac{1}{T_{BW}^+}}, \quad (23)$$

$$\frac{1}{T_{kBW}^+} \simeq \frac{2\beta_k}{\sigma_k \left(\beta_k^2 + \frac{Q^2}{4} \right)} + \frac{\frac{3}{2} - B}{M_k^{Th}} \equiv \frac{2}{T_{kG}^+ \left(\beta_k^2 + \frac{Q^2}{4} \right)} + \frac{\frac{3}{2} - B}{M_k^{Th}}, \quad (24)$$

where in the last step of evaluation we used the same notations as in Eq. (19). From Eq. (24) one can deduce two conclusions. First, for $M_k^{Th} \gg T$ the last term on the right hand side of (24) can be safely neglected, if $O(\frac{3}{2} - B) \sim 1$. This fact shows that power-like deformations of the Breit-Wigner attenuation cannot affect the apparent width (23). This is the main reason why the tiny deformations of the resonance mass attenuation discussed earlier with respect to claims of Ref. [39] should not be taken seriously, since they are much weaker than the effect of a thermal environment clearly seeing in Eqs. (19) and (23).

Second, for $\beta_k \geq 1$ one finds that $2\left(\beta_k^2 + \frac{Q^2}{4}\right)^{-1} \simeq \frac{2}{(\beta_k^2 + 1.4)} < 1$. From the last inequality of finds two important inequalities

$$\frac{1}{T_{kBW}^+} < \frac{1}{T_{kG}^+} \Rightarrow \Gamma_{kBW}^{app}(T) < \Gamma_{kG}^{app}(T). \quad (25)$$

The inequalities above are valid for $T < T_{kG}^+$. They show that compared to the Gaussian width parameterization the range of mass states which contribute into the pressure defined by the Breit-Wigner mass attenuation of wide resonances is more close to the threshold. In order to demonstrate how an apparent width of wide resonances behaves at higher temperatures, it is instructive to study in some details the enhancement factor for Breit-Wigner and Gaussian attenuations. For this purpose it is convenient to rewrite the enhancement factor $R = \frac{F_k(\sigma_k)}{\phi(m_k, T)}$ of heavy resonances in the non-relativistic approximation ($m_k \gg T$) as

$$R_G(\beta, t) = \int_{-\beta}^{\infty} \frac{dx [1 + sx]^{\frac{3}{2}} \exp\left[-\frac{x^2}{2} - \frac{x}{t}\right]}{\int_{-\beta}^{\infty} dy \exp\left[-\frac{y^2}{2}\right]}, \quad (26)$$

$$R_{BW}(\beta, t) = \int_{-\beta}^{\infty} \frac{dx [1 + sx]^{\frac{3}{2}} \exp\left(-\frac{x}{t}\right)}{\left(x^2 + \frac{Q^2}{4}\right) \int_{-\beta}^{\infty} \frac{dy}{\left(y^2 + \frac{Q^2}{4}\right)}}, \quad (27)$$

where for the resonance of k -th sort the parameters are defined as follows: s stays for $s_k \equiv \frac{\sigma_k}{m_k}$, while β stays for β_k and the reduced temperature t is given in terms of the Gaussian resonance width σ_k as $t_k \equiv T/\sigma_k$. The x and y integrations in Eqs. (26) and (27) are performed over the dimensionless variable $(m - m_k)/\sigma_k$.

The enhancement factors (26) and (27) demonstrate a strong dependence on β and t , and a weak one on the variable s . Therefore, in Figs. 10 and 11 we depict the results for some typical values of β_k and t_k , while fix the s value to $s = s_k \simeq 0.1032$ which corresponds to the Roper resonance. Actually, the parameters chosen for the upper and the lower panels of Fig. 10 are, respectively, very close to the parameters of the Roper resonance (compare $\beta = 2.5$ in Fig. 10 and $\beta_{Roper} \simeq 2.42$) and the P_{33} resonance (compare $s = 0.1032$ in Fig. 10 and $s_{P_{33}} \simeq 0.093$) which decays into pion and nucleon (see Table 1). Therefore, in case of the Roper resonance an actual temperature of the upper panel of Fig. 10 is about 149 MeV, while for the P_{33} resonance with $\beta_{P_{33}} \simeq 3.5$ its lower panel corresponds to the temperature of about 75 MeV.

As one can see from the upper panel of Fig. 10 the Breit-Wigner mass attenuation is more narrow than the Gaussian one, while the lower panel of this figure corresponds to an opposite case. Nevertheless, as it is clear from Fig. 11 both of the cases correspond to the inequality $R_{BW} > R_G$. In order to understand this inequality we note that the normalized Breit-Wigner and Gauss mass distributions used in Eqs. (26) and (27) get equal for $x_k^{\pm} \simeq \pm(1.6 \pm 0.1)$ depending on the value of β_k , where x denotes the dimensionless variable $\frac{m - m_k}{\sigma_k}$. These intersection points of two normalized distributions are denoted by the points A and B in Fig. 10. Now it is clear that, if the threshold is located between $x = 0$ and $x = x_k^-$, i.e. for $-\beta_k \geq x_k^-$, then the enhancement factor of the Gaussian mass attenuation R_G is larger than R_{BW} . A similar situation exists, if the threshold is not too below $x = x_k^-$, i.e. for $-\beta_k \leq x_k^-$. However, if the threshold is located somewhat away from the intersection point $x = x_k^-$, i.e. for $-\beta_k \ll x_k^-$, then the Breit-Wigner mass attenuation is essentially enhanced near the threshold by the Boltzmann exponential, as one can see from the both panels of Fig. 10. Evidently, that effect gets stronger for lower values of temperature and the dashed lines in Fig. 11 clearly demonstrate an exponential dependence for the Breit-Wigner enhancement factor $R_{BW} \sim \exp[\beta_k/t_k]$ for $\beta_k > 2$.

Also it is important that the Breit-Wifner enhancement factor of the narrow and very narrow resonances is larger than the Gaussian one, if the threshold is located somewhat away from the mean resonance mass m_k . For example, at the temperature 100 MeV for the $\omega(783)$ -meson which with a small width decays into three pions these factors are $R_{BW} \simeq 1.034$ and $R_G = 1$. A more dramatic difference at this temperature one finds for the $\rho(770)$ -meson which decays into two pions: $R_{BW} \simeq 1.79$ and $R_G \simeq 1.14$. Thus, for $-\beta_k \ll x_k^-$, which is the case for the $\omega(783)$ -meson

($\beta_\omega \simeq 89.6$) and for the $\rho(770)$ -meson ($\beta_\rho \simeq 7.54$), the Breit-Wigner enhancement factor R_{BW} exceeds the Gaussian one R_G , i.e. $R_{BW} > R_G$.

It is also necessary to note that, if for a given resonance an inequality $R_{BW} < R_G$ takes place, then usually the Gaussian enhancement factor does not exceed 40 % of R_{BW} and very seldom it exceeds 50 %, while for $T < 100$ MeV we found many examples that an opposite inequality for these enhancement factors can be, in fact, replaced by the following one $R_{BW} \gg R_G$. The typical examples of such a behavior are given by the tick curves in Fig. 11. The discussed properties of the enhancement factors allow one to naturally explain the fact, that the chemical FO pressure of the HRGMBW can be twice larger than the one of the HRGMG (see an upper panel of Fig. 3), although the relative difference of the corresponding chemical FO temperatures and baryonic chemical potentials is less, than 6 %. Thus, the presence of many resonances (even very narrow ones!), whose decay thresholds are far away from the peak of the resonance mass attenuation, i.e. for $-\beta_k \ll x_k^-$, leads to a strong enhancement of the HRGMBW pressure compared to the HRGMG pressure, while the latter is also enhanced compared to the HRGM0 pressure. For the energy density such a conclusion is not obvious, since in addition one has to take into account for the density of states with a given mass.

The first important result from this analysis is that there is no sense to discuss the mass spectrum of hadronic resonances, empirical or Hagedorn, without a treatment of their width. Clearly, the same is true for the QG bags which, according to the FWM [16, 17], are heavy and wide resonances with mass M_B larger than $M_0 \simeq 2.5$ GeV and with the mean width of the form $\Gamma_B \simeq \Gamma_0(T) \left[\frac{M_B}{M_0} \right]^{\frac{1}{2}}$, where $\Gamma_0(T)$ is a monotonically increasing function of T and $\Gamma_0(T=0) \in [400; 600]$ MeV. This range of $\Gamma_0(T=0)$ values corresponds to the pseudo-critical temperature $T_{pc} \simeq 170 - 200$ MeV [16, 17] for vanishing baryonic density. The value $\Gamma_0(T=0) = 400$ MeV is well consistent with the results of the present days lattice QCD thermodynamics [78, 79], but there is no guaranty that the lattice QCD data will not change in the future. Therefore, below we consider the whole range of values for the width $\Gamma_0(T)$ analyzed in [16, 17].

There are two interesting features of QG bags which are related to the above treatment. Thus, from the results of [16, 17] and from Eq. (19) one can find the temperature T_B^+ for the meson-like QG bags as

$$T_B^+ \simeq \frac{\Gamma_0^2(T)}{Q^2 M_0 (1 - \xi_B)} \simeq \frac{1}{(1 - \xi_B)} \times \begin{cases} 11.5 - 26 \text{ MeV}, & \text{if } \Gamma_0(0) \simeq 0.4 - 0.6 \text{ GeV}, \\ 46 - 104 \text{ MeV}, & \text{if } \Gamma_0(90) \simeq 0.8 - 1.2 \text{ GeV}, \\ 140 - 315 \text{ MeV}, & \text{if } \Gamma_0(170) \simeq 1.4 - 2.1 \text{ GeV}, \end{cases} \quad (28)$$

where $\xi_B \equiv \frac{M_B^{Th}}{M_B}$ denotes the ratio of the leading threshold mass M_B^{Th} of the bag to its mean mass M_B . In (28) the values of temperature T which are given in an expression $\Gamma_0(T)$ are measured in MeVs. Our justification to apply (28) to the meson-like QG bags at non-zero baryonic densities was given above.

Clearly, for different bags the range of ξ_B value can be between 0 and 1. Therefore, according to above results the bags with $\xi_B \rightarrow 1$ should have been essentially enhanced and sharpened as the ordinary resonances. Moreover, according to (19) in this case for $T \ll T_B^+$ the meson-like QG bags should have had a small width $\Gamma_B^{app} \simeq \frac{T T_B^+}{T_B^+ - T} \ln(2)$ and, hence, such QG bags should have long life-time or, in other words, there is a chance to observe such QG bags! We remind that the reason why such bags are not observed in the experiments is naturally explained by the FWM [16, 17]: it is due to *the subthreshold suppression* (for more details see a discussion after Eq. (42) in [17]).

On the other hand Eq. (28) shows that the only hope to observe the QG bags exists, if $\xi_B \rightarrow 1$. Then for chemical FO temperatures much below T_B^+ such bags could have sufficiently long eigen lifetime of about $\tau_B \sim \frac{1}{\Gamma_B^{app}} \simeq \frac{T_B^+ - T}{T T_B^+ \ln(2)} \leq \frac{1}{T \ln(2)}$. Substituting $T \simeq 0.5 T_H \in [80; 90]$ MeV in the last inequality and using the estimate of Eq. (28) for $T = 90$ MeV with $\xi_B = 0.9$, one finds the most optimistic estimates for the QG bag eigen lifetime as $\tau_B \leq 3.3 \pm 0.3$ fm/c. On the other hand for $\xi_B = 0.9$ and $T = 140$ MeV from (19) and (28) one finds that $T_B^+ \simeq 1200$ MeV and $\Gamma_B^{app} \simeq 100 - 120$ MeV. These estimates allow us to make the second important conclusion that *an appearance of sharp resonances (mesonic or/and baryonic) with the apparent width being in the interval between 50 to 120 MeV at the chemical FO temperatures $T_{QGB} \simeq 85 - 140$ MeV that have the mass above 2.5 GeV and that are absent in the tables of particle properties would be a clear signal of the QG bag formation*. Their possible appearance at chemical FO as metastable states of finite systems created in relativistic nuclear collisions is justified by the FWM [16, 17]. At higher temperatures such QG bags can be formed too, but their apparent width is larger and their enhancement is less pronounced. The limiting values of ξ_B at T for which the effect of resonance sharpening can exist is determined by the relation $\Gamma_0^2(T)/T \geq Q^2 M_0 (1 - \xi_B)$. From the latter inequality one can see that the condition $\xi_B \rightarrow 0.9$ can be relaxed, but in this case the temperature of chemical FO gets higher.

In addition one has to account for the statistical probability of the QG bags appearance at a given temperature T . Relatively to the nucleon the thermal probability of the QG bag of mass M_B is about $W =$

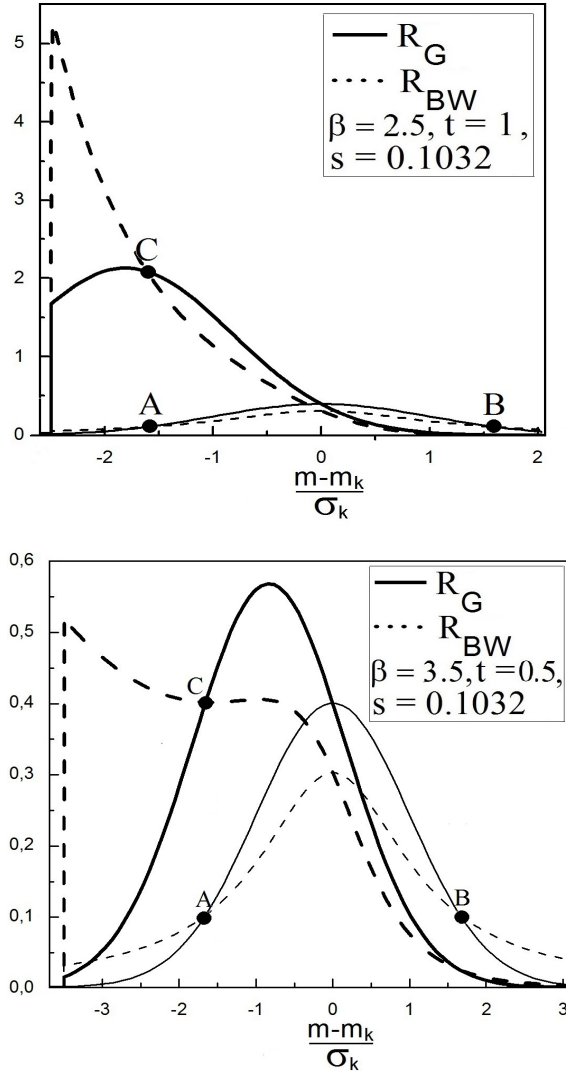


FIG. 10: Mass attenuations of the resonance enhancement factors R_G and R_{BW} are compared for two values of the reduced temperature $t = T/\sigma_k$. Upper (lower) panel corresponds to $t = 0.5$ ($t = 1$). The thin solid curve represents the Gaussian mass attenuation, while the thin dashed curve shows the Breit-Wigner one. The thick curves correspond to the integrands staying in Eqs. (26) (solid) and (27) (dashed). The intersection points A, B and C are discussed in the text.

$\left[\frac{M_B}{M_N}\right]^{1.5} \exp\left[\frac{(M_N - M_B)}{T}\right] R_B(T)$, where $M_N \simeq 940$ MeV is the nucleon mass and $R_B(T)$ is the resonance enhancement factor in a thermal medium. For $T = 140$ MeV and $M_B = M_0 \simeq 2.5$ GeV one gets $W_B \simeq 3.85 \cdot 10^{-5} R_B$. Above it was shown that for such temperatures the typical resonance apparent width values are about $\Gamma_B \simeq 100 - 120$ MeV while the typical values of the resonance enhancement factor can be estimated as $R_B \simeq 10 - 100$ for $\beta_B \simeq 2.5 - 4.5$. Therefore, compared to a nucleon the relative thermal probability of such QG bags is about $W_B \simeq 3.85 \cdot (10^{-4} - 10^{-3})$, which is essentially larger than the relative probability of the J/ψ meson $W_{J/\psi} \simeq 1.19 \cdot 10^{-6}$ at the same temperature. Note that the chemical FO temperature $T \simeq 140$ MeV corresponds to the highest SPS energy of collision at which the J/ψ mesons are safely measured. Therefore, these estimates give us a hope that the decays of meson-like QG bags can, in principle, be measured in the energy range $\sqrt{s_{NN}} \simeq 4.3 - 6$ GeV.

V. CONCLUSIONS

Here we developed the HRGM with the Gaussian mass attenuation of hadronic resonances. A successful fit of the particle yield ratios allowed us to elucidate an unprecedented jump of the number of effective degrees of freedom

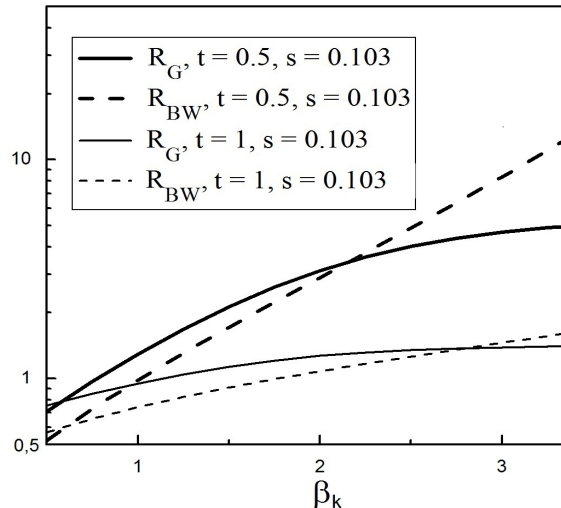


FIG. 11: β_k dependence of the resonance enhancement factor R is shown for two values of the reduced temperature $t = T/\sigma_k$. Thick (thin) curves correspond to $t = 0.5$ ($t = 1$). The solid curves represent the Gaussian mass attenuation of resonances, while the dashed curves show the results for the Breit-Wigner one.

existing in the narrow energy range $\sqrt{s_{NN}} = 4.3\text{--}4.9$ GeV. It is remarkable that all realistic versions of the HRGM analyzed here demonstrate the same behavior. Therefore, the developed concept was named the non-smooth chemical FO. An effort to explain the non-smooth chemical FO led us to a conclusion that these irregularities can be related to the QG bags formation at $\sqrt{s_{NN}} = 4.3\text{--}4.9$ GeV. Here we give some arguments based of the FWM framework that the found irregularities, especially a jump in the number of effective degrees of freedom, can serve as the signals of the QG bags formation.

Also we analyzed the behavior of wide resonances in a thermal environment, calculated their apparent width for the Gaussian and Breit-Wigner mass attenuations and found two new effects occurring, if the chemical FO temperature is small compared to the resonance width: *the near threshold thermal resonance enhancement* and *the near threshold resonance sharpening*. As we discussed, these effects formally appear due to the same reason as the famous Gamow window for the thermonuclear reactions in stars. The found effects allowed us to naturally explain the fact that the HRGM which accounts for the finite widths of hadronic resonances generates higher pressure than the one with a zero resonance width. As an important application of the found effects we studied an apparent width of the σ -meson for the Gaussian mass attenuation. A subsequent analysis showed that for the temperatures well below 92 MeV the σ -meson can be rather narrow and it has an apparent width of about 50 to 70 MeV. Thus, accounting for the σ -meson large width in a thermal medium allows us to justify the usage of the σ -like field theoretical models for the strongly interacting matter equation of state for temperatures well below 92 MeV.

The new effects are thoroughly compared for the Gaussian and the Breit-Wigner mass attenuations and it is shown that for the same conditions the Breit-Wigner width parameterization enhancement factor can be essentially larger than the Gaussian one, if the decay thresholds of a given resonance are far away from the resonance peak. Such a result helps one to understand the reason of why the chemical FO pressure of the HRGMBW can be twice larger than the one of the HRGMBG, although the relative difference of the corresponding chemical FO temperatures and baryonic chemical potentials does not exceeds 6 %. In the present work a question of the correct parameterization of the resonance mass attenuation to be used for the phenomenological applications is addressed to the microscopic models, which at the moment do not provide us with the satisfactory prescriptions.

Finally, applying these new effects to the QG bags we argued that the most optimistic chance to find the meson-like QG bags experimentally would be related to their sharpening and enhancement by a thermal medium. If this is the case, then the QG bags may appear directly or in decays as narrow resonances of the apparent width about 50-120 MeV which have the mass about or above 2.5 GeV and which are absent in the tables of elementary particles.

The practical conclusions that can be drawn out of these findings maybe important for planning experiments at the FAIR (GSI) and at the Nuclotron (JINR) facilities. As we argued here, it is possible that the energy range associated with the onset of the quark-gluon-hadron mixed phase does not correspond to the Strangeness Horn energy $\sqrt{s_{NN}} \simeq 7.6$ GeV, but such an onset should be searched at the collision energies $\sqrt{s_{NN}} \simeq 4.3 - 4.9$ GeV.

Acknowledgments. The authors are thankful to Z. Fodor, A. B. Larionov and I. N. Mishustin for valuable comments.

K.A.B., A.I.I. and G.M.Z. acknowledge a support of the Fundamental Research State Fund of Ukraine, Project No F58/04. Also K.A.B. acknowledges a partial support provided by the Helmholtz International Center for FAIR within the framework of the LOEWE program launched by the State of Hesse.

-
- [1] A. Chodos et. al., Phys. Rev. D **9**, 3471 (1974).
 - [2] J. I. Kapusta, Phys. Rev. D **10**, 2444 (1981).
 - [3] R. Hagedorn, Suppl. Nuovo Cimento **3**, 147 (1965).
 - [4] R. Hagedorn and J. Ranft, Suppl. Nuovo Cimento **6**, 169 (1968).
 - [5] C. J. Hamer and S. C. Frautschi, Phys. Rev. D **4**, 2125 (1971).
 - [6] K. A. Bugaev, Phys. Rev. C **76**, 014903 (2007).
 - [7] K. A. Bugaev, Phys. Atom. Nucl. **71**, 1615 (2008).
 - [8] K. A. Bugaev, Phys. Part. Nucl. **38**, 447 (2007).
 - [9] A. I. Ivanytskyi, Nucl. Phys. A **880**, 12 (2012).
 - [10] K. A. Bugaev, V. K. Petrov, G. M. Zinovjev, Phys. Part. Nucl. Lett. **9**, 397 (2012); and Phys. Atom. Nucl. **76**, 341 (2013).
 - [11] A. I. Ivanytskyi, K. A. Bugaev, A. S. Sorin and G. M. Zinovjev, Phys. Rev. E **86**, 061107 (2012).
 - [12] I. Zakout, C. Greiner, J. Schaffner-Bielich, Nucl. Phys. A **781**, 150 (2007) and references therein.
 - [13] I. Zakout, C. Greiner, Phys. Rev. C **78**, 034916 (2008).
 - [14] I. Zakout, C. Greiner, arXiv:1002.3119 [nucl-th].
 - [15] L. Ferroni and V. Koch, Phys. Rev. C **79**, 034905 (2009).
 - [16] K. A. Bugaev, V. K. Petrov and G. M. Zinovjev, Europhys. Lett. **85**, 22002 (2009).
 - [17] K. A. Bugaev, V. K. Petrov and G. M. Zinovjev, Phys. Rev. C **79**, 054913 (2009).
 - [18] D. B. Blaschke and K. A. Bugaev, Fizika B **13**, 491 (2004); Prog. Part. Nucl. Phys. **53**, 197 (2004); Phys. Part. Nucl. Lett. **2**, 305 (2005).
 - [19] J. Cleymans and H. Satz, Z. Phys. C **57** (1993) 135.
 - [20] A. Andronic, P. Braun-Munzinger and J. Stachel, Nucl. Phys. A **772**, 167 (2006) and references therein.
 - [21] A. Andronic, P. Braun-Munzinger and J. Stachel, Phys. Lett. B **673**, 142 (2009); ; Erratum-ibid. **678**, 516 (2009) and references therein.
 - [22] D.R. Oliinychenko, K.A. Bugaev and A.S. Sorin, Ukr. J. Phys. **58**, (2013) 211; Ukr. J. Phys. **58**, (2013) 939.
 - [23] K. A. Bugaev, D. R. Oliinychenko, A. S. Sorin and G. M. Zinovjev, Eur. Phys. J. A **49**, (2013) 30.
 - [24] K. A. Bugaev *et al.*, Europhys. Lett. **104**, (2013) 22002.
 - [25] J. Stachel, A. Andronic, P. Braun-Munzinger and K. Redlich, arXiv:1311.4662v1 [nucl-th].
 - [26] C. Amsler et al., Phys. Lett. B **667**, 1 (2008) [http://pdg.lbl.gov].
 - [27] K. A. Bugaev and G. M. Zinovjev, Ukr. J. Phys. **55**, 586 (2010).
 - [28] V. V. Sagun, A. I. Ivanytskyi, K. A. Bugaev and I. N. Mishustin, Nucl. Phys. A **924**, 24 (2014).
 - [29] W. Broniowski, W. Florkowski and L. Y. Glozman, Phys. Rev. D **70**, 117503 (2004).
 - [30] A. Andronic, P. Braun-Munzinger and J. Stachel, Acta Phys. Polon. B **40**, 1005 (2009).
 - [31] J. Cleymans and D. Worku, Mod. Phys. Lett. A **26**, 1197 (2011).
 - [32] D. Hahn and H. Stöcker, Nucl. Phys. A **452**, 723 (1986).
 - [33] K. G. Denisenko and St. Mrowczynski, Phys. Rev. C **35**, 1932 (1987).
 - [34] M.I. Gorenstein, St. Mrowczynski and D.H. Rischke, Phys. Lett. B **243**, 327 (1990).
 - [35] J. Sollfrank, P. Koch and U. Heinz, Z. Phys. C **52**, 593 (1991).
 - [36] K. A. Bugaev, M. I. Gorenstein and D. H. Rischke, Phys. Lett. B **255**, 18 (1991).
 - [37] K. A. Bugaev, E. G. Nikonov, A. S. Sorin and G. M. Zinovjev, JHEP **02**, 059 (2011); and Ukr. J. Phys. **56**, 611 (2011).
 - [38] S. Wheaton, J. Cleymans and M. Hauer, Comput. Phys. Commun., **180**, 84 (2009).
 - [39] W. Weinhold, B. Friman and W. Nörenberg, Phys. Lett. B **433**, 236 (1998).
 - [40] H. van Hees and R. Rapp, Phys. Lett. B **606**, 59 (2005).
 - [41] M. Effenberger, E. L. Bratkovskaya, and U. Mosel, Phys. Rev. C **60**, 044614 (1999).
 - [42] M. Effenberger and U. Mosel, Phys. Rev. C **60**, 051901 (1999);
A. B. Larionov and U. Mosel, Phys. Rev. C **66**, 034902 (2002).
 - [43] J. L. Klay et al., Phys. Rev. C **68**, 054905 (2003).
 - [44] L. Ahle et al., Phys. Lett. B **476**, 1 (2000); Phys. Lett. B **490**, 53 (2000).
 - [45] B. B. Back et al., Phys. Rev. Lett. **86**, 1970 (2001).
 - [46] J. L. Klay et al., Phys. Rev. Lett. **88**, 102301 (2002).
 - [47] C. Pinkenburg et al., Nucl. Phys. A **698**, 495c (2002).
 - [48] P. Chung et al., Phys. Rev. Lett. **91**, 202301 (2003).
 - [49] S. Albergo et al., Phys. Rev. Lett. **88**, 062301 (2002).
 - [50] B. B. Back et al., Phys. Rev. Lett. **87**, 242301 (2001).
 - [51] B. B. Back et al., Phys. Rev. C **69**, 054901 (2004).
 - [52] S.V. Afanasiev et al., Phys. Rev. C **66**, 054902 (2002).
 - [53] S.V. Afanasiev et al., Phys. Rev. C **69**, 024902 (2004).

- [54] T. Anticic et al., Phys. Rev. Lett. **93**, 022302 (2004).
- [55] S.V. Afanasiev et al., Phys. Lett. B **538**, 275 (2002).
- [56] C. Alt et al., Phys. Rev. Lett. **94**, 192301 (2005).
- [57] S.V. Afanasiev et al., Phys. Lett. B **491**, 59 (2000).
- [58] J. Adams et al., Phys. Rev. Lett. **92**, 182301 (2004).
- [59] J. Adams et al., Phys. Lett. B **567**, 167 (2003).
- [60] C. Adler et al., Phys. Rev. C **65**, 041901(R) (2002).
- [61] J. Adams et al., Phys. Rev. Lett. **92**, 112301 (2004).
- [62] J. Adams et al., Phys. Lett. B **612**, 181 (2005).
- [63] A. Billmeier et al., J. Phys. G **30**, S363 (2004).
- [64] see, for instance, J. Cleymans, H. Oeschler, K. Redlich, and S. Wheaton, Phys. Rev. C **73**, 034905 (2006).
- [65] M. Gazdzicki and M. I. Gorenstein, Acta Phys. Polon. B **30**, 2705 (1999).
- [66] V. V. Begun, M. Gazdzicki and M.I. Gorenstein, Phys. Rev. C **88**, 024902 (2013).
- [67] V. V. Begun, M. Gazdzicki and M.I. Gorenstein, Contribution 2.8 to the NICA White Paper, version 9.02, 7 of June, 2013. <http://theor.jinr.ru/twiki/pub/NICA/NICAWhitePaper>.
- [68] M. Gazdzicki, Z. Phys. C **66**, 659 (1995); J. Phys. G **23**, 1881 (1997).
- [69] M. I. Gorenstein, M. Gazdzicki and K. A. Bugaev, Phys. Lett. B **567**, 175 (2003).
- [70] M. Gazdzicki, M. Gorenstein and P. Seyboth, Acta Phys. Polon. B **42** 307 (2011).
- [71] J. Engels, F. Karsch, J. Montway and H. Satz, Nucl. Phys. **B 205**, 545 (1982).
- [72] T. Celik, J. Engels and H. Satz, Nucl. Phys. **B 256**, 670 (1985).
- [73] M. Cheng et al., Phys. Rev. **D 77**, 014511 (2008).
- [74] BNL-Bielefeld Collaboration, Phys. Rev. D **83**, 014504 (2011).
- [75] C. S. Rolfs and W. S. Rodney, *Cauldrons in the Cosmos*, University of Chicago Press, 1986.
- [76] C. Iliadis, *Nuclear Physics of Stars*, Wiley VCH, 2007.
- [77] R. Garcia-Martin, J. R. Pelaez and F. J. Yndurain, Phys. Rev. D **76**, 074034 (2007).
- [78] F. Karsch, Prog. Theor. Phys. Suppl. **168**, 237 (2007).
- [79] Y. Aoki et al., Phys. Lett. B **643**, 46 (2006); Y. Aoki et al., JHEP **06**, 088 (2009).