

Codes between MBR and MSR Points with Exact Repair Property

Toni Ernvall

Abstract

In this paper distributed storage systems with exact repair are studied. A construction for regenerating codes between the minimum storage regenerating (MSR) and the minimum bandwidth regenerating (MBR) points is given. To the best of author's knowledge, no previous construction of exact-regenerating codes between MBR and MSR points is done except in the work by Tian et al. On contrast to their work, the methods used here are elementary.

In this paper it is shown that in the case that the parameters n , k , and d are close to each other, the given construction is close to optimal when comparing to the known functional repair capacity. This is done by showing that when the distances of the parameters n , k , and d are fixed but the actual values approach to infinity, the fraction of the performance of constructed codes with exact repair and the known capacity of codes with functional repair, approaches to one. Also a simple variation of the constructed codes with almost the same performance is given.

I. INTRODUCTION

A. Regenerating Codes

In a distributed storage system a file is dispersed across n nodes in a network such that given any $k (< n)$ of these nodes one can reconstruct the original file. We also want to have such a redundancy in our network that if we lose a node then any $d (< n)$ of the remaining nodes can repair the lost node. We assume that each node stores the amount α of information, *e.g.*, α symbols over a finite field, and in the repair process each repairing node transmits the amount β to the new replacing node (called a *newcomer*) and hence the total repair bandwidth is $\gamma = d\beta$. We also assume that $k \leq d$.

The repair process can be either functional or exact. By functional repair we mean that the nodes may change over time, *i.e.*, if a node v_i^{old} is lost and in the repair process we get a new node v_i^{new} instead, then we may have $v_i^{\text{old}} \neq v_i^{\text{new}}$. If only functional repair is assumed then the capacity of the system, denoted by $C_{k,d}(\alpha, \gamma)$, is known. Namely, it was proved in the pioneering work by Dimakis *et al.* [2] that

$$C_{k,d}(\alpha, \gamma) = \sum_{j=0}^{k-1} \min \left\{ \alpha, \frac{d-j}{d} \gamma \right\}.$$

Part of this paper was presented at 2013 IEEE Information Theory Workshop, Seville, Spain [1].

T. Ernvall is with the Turku Centre for Computer Science, Turku, Finland and with the Department of Mathematics and Statistics, FI-20014, University of Turku, Finland (e-mail:tmernv@utu.fi).

If the size of the stored file is fixed to be B then the above expression for the capacity defines a trade-off between the node size α and the total repair bandwidth γ . The two extreme points are called the minimum storage regenerating (MSR) point and the minimum bandwidth regenerating (MBR) point. The MSR point is achieved by first minimizing α and then minimizing γ to obtain

$$\begin{cases} \alpha = \frac{B}{k} \\ \gamma = \frac{dB}{k(d-k+1)}. \end{cases} \quad (1)$$

By first minimizing γ and then minimizing α leads to the MBR point

$$\begin{cases} \alpha = \frac{2dB}{k(2d-k+1)} \\ \gamma = \frac{2dB}{k(2d-k+1)}. \end{cases} \quad (2)$$

In this paper we will study codes that have exact repair property. The concepts of exact regeneration and exact repair were introduced independently in [3], [4], and [5]. Exact repair means that the network of nodes does not vary over time, *i.e.*, if a node v_i^{old} is lost and in the repair process we get a new node v_i^{new} , then $v_i^{\text{old}} = v_i^{\text{new}}$. We denote by

$$C_{n,k,d}^{\text{exact}}(\alpha, \gamma)$$

the capacity of codes with exact repair with n nodes each of size α , with total repair bandwidth γ , and for which each set of k nodes can recover the stored file and each set of d nodes can repair a lost node.

We have by definition that

$$C_{n,k,d}^{\text{exact}}(\alpha, \gamma) \leq C_{k,d}(\alpha, \gamma).$$

B. Related Work

It was proved in [6], [8], [9], and [10] that the codes with exact repair achieve the MSR point and in [6] that the codes with exact repair achieve the MBR point. The impossibility of constructing codes with exact repair at essentially all interior points on the storage-bandwidth tradeoff curve was shown in [7]. Other papers studying exact-regenerating codes in MSR point include *e.g.* [11], [14], [12], and [13]. Locally repairable codes that achieve repair bandwidth that falls below the time-sharing trade-off of the MSR and MBR points are studied in [15].

To the best of author's knowledge, no previous construction of exact-regenerating codes between MBR and MSR points is done except in [17]. Our construction is very different to that. We do not use complex combinatorial structures but instead exploit some optimal codes in MSR point. However, we require in our construction that storage symbols can be split into a sufficiently large number of subsymbols.

Tian has shown in [16] that there exists a non-vanishing gap between the optimal bandwidth-storage tradeoff of the functional-repair regenerating codes and that of the exact-repair regenerating codes by characterizing the rate region of the exact-repair regenerating codes in the case $(n, k, d) = (4, 3, 3)$.

C. Organization and Contributions

In Section II we give a construction for codes between MSR and MBR points with exact repair. In Section III we derive some inequalities from our construction. Section IV provides an example showing that, in the special case of $n = k + 1 = d + 1$, our construction is close to optimal when comparing to the known capacity when only functional repair is required. In Section V we show that when the distances of the parameters n , k , and d are fixed but the actual values approach to infinity, the fraction of performance of our codes with exact repair and the known capacity of functional-repair codes approaches to one.

In Section VI we give another construction with quite similar performance. The main differences of this construction when compared to the construction of Section II is its easiness as advantage and relaxation of assumption of symmetric repair as its disadvantage.

In Section VII we give yet two other constructions that have some similarities with the construction of Section II. However, the performance of these constructions is relatively bad and the main interest of this section is the comparison of these constructions with the construction of Section II.

To make it easier to compare our constructions we use notions $P_{n,k,d}^1(\alpha, \gamma)$, $P_{n,k,d}^2(\alpha, \gamma)$, $P_{n,k,d}^3(\alpha, \gamma)$, and $P_{n,k,d}^4(\alpha, \gamma)$ to denote the performances of constructions of Section II, Section VI, Subsection VII-A, and Subsection VII-B, respectively. It is clear that

$$P_{n,k,d}^j(\alpha, \gamma) \leq C_{n,k,d}^{\text{exact}}(\alpha, \gamma)$$

for $j = 1, 2, 3, 4$.

II. MAIN CONSTRUCTION

Assume we have a storage system DSS_1 with exact repair for parameters

$$(n, k, d)$$

with a node size α and the total repair bandwidth $\gamma = d\beta$. In this section we propose a construction that gives a new storage system for parameters

$$(n' = n + 1, k' = k + 1, d' = d + 1).$$

Let DSS_1 consist of nodes v_1, \dots, v_n , and let the stored file F be of maximal size $C_{n,k,d}^{\text{exact}}(\alpha, \gamma)$.

Let then DSS_{1+} denote a new system consisting of the original storage system DSS_1 and one extra node v_{n+1} storing nothing. It is clear that DSS_{1+} is a storage system for parameters

$$(n + 1, k + 1, d + 1)$$

and can store the original file F .

Let $\{\sigma_j | j = 1, \dots, (n + 1)!\}$ be the set of permutations of the set $\{1, \dots, n + 1\}$. Assume that DSS_j^{new} is a storage system for $j = 1, \dots, (n + 1)!$ corresponding to the permutation σ_j such that DSS_j^{new} is exactly the same

as DSS_{1+} except that the order of the nodes is changed corresponding to the permutation σ_j , *i.e.*, the i th node in DSS_{1+} is the $\sigma_j(i)$ th node in DSS_j^{new} .

Using these $(n+1)!$ new systems as building blocks we construct a new system DSS_2 such that its j th node for $j = 1, \dots, n+1$ stores the j th node from each system DSS_i^{new} for $i = 1, \dots, (n+1)!$.

It is clear that this new system DSS_2 works for parameters $(n+1, k+1, d+1)$, has exact repair property, and stores a file of size $(n+1)!C_{n,k,d}^{\text{exact}}(\alpha, \gamma)$. By noticing that there are $n!$ such permuted copies DSS_j^{new} , where the i th node is empty, we get that the node size of the new system DSS_2 is

$$\alpha_2 = ((n+1)! - n!) \alpha = n \cdot n! \alpha.$$

Similarly, since an empty node does not need any repair we also find that the total repair bandwidth of the new system is

$$\gamma_2 = ((n+1)! - n!) \gamma = n \cdot n! \gamma.$$

Definition 2.1 (Symmetric repair): By *symmetric repair* we mean that in the repair process of a lost node, each helper node transmits the same amount β of information.

Let us fix some repairing scheme for subsystems. Namely, define $\beta_{ijS} \in \{0, \beta\}$ to be the amount of information when the i th node repairs the j th node and the other helper nodes have indices from the set S . Now

$$\sum_{i \in S} \beta_{ijS} = \begin{cases} \gamma & \text{if } j \neq n+1 \\ 0 & \text{if } j = n+1 \end{cases}$$

and hence

$$\begin{aligned} \beta_2 &= \sum_{j=1}^{n+1} \sum_{\substack{S \subseteq [n+1] \setminus \{j\} \\ |S|=d+1}} \sum_{i \in S} \beta_{ijS} \cdot (n-d-1)! d! \\ &= \sum_{j=1}^n \sum_{\substack{S \subseteq [n+1] \setminus \{j\} \\ |S|=d+1}} \gamma \cdot (n-d-1)! d! \\ &= \sum_{j=1}^n \binom{n}{d+1} \gamma \cdot (n-d-1)! d! \\ &= n \cdot n! \cdot \frac{d}{d+1} \beta. \end{aligned} \tag{3}$$

This proves that our construction has symmetric repair property.

The distributed storage system DSS_1 that we used as a starting point in our construction is not yet explicitly fixed. We have just fixed that the used storage system is some optimal system. To make it easier to follow our construction we use the notation $P_{n+1,k+1,d+1}^{1, \text{ in progress}}(\alpha, \gamma)$ to denote the performance of our incomplete construction. The above reasoning implies the equality

$$P_{n+1,k+1,d+1}^{1, \text{ in progress}}(n \cdot n! \alpha, n \cdot n! \gamma) = (n+1)! C_{n,k,d}^{\text{exact}}(\alpha, \gamma).$$

Dividing both sides by $n \cdot n!$ gives

$$P_{n+1,k+1,d+1}^{1, \text{ in progress}}(\alpha, \gamma) = \frac{n+1}{n} C_{n,k,d}^{\text{exact}}(\alpha, \gamma). \tag{4}$$

Example 2.1: If we relax on the requirement of a DSS to have symmetric repair then the construction becomes a bit simpler. Now, require instead only that the total repair bandwidth γ is constant *i.e.*, β may take different values depending on the node. Let $(n, k, d) = (3, 2, 2)$ and DSS_1 be a distributed storage system with exact repair. Let DSS_j^{new} be a storage system with 4 nodes for $j = 1, \dots, 4$ where the j th node stores nothing, the i th node for $i < j$ stores as the i th node in the original system DSS_1 , and the i th node for $i > j$ stores as the $(i - 1)$ th node in the original system DSS_1 . That is, in the j th subsystem DSS_j^{new} the j th node stores nothing while the other nodes are as those in the original system DSS_1 .

Using these four new systems as building blocks we construct a new system DSS_2 for parameters $(4, 3, 3)$ such that its j th node for $j = 1, \dots, 4$ stores the j th node from each system DSS_i^{new} for $i = 1, \dots, 4$. Hence each node in DSS_2 stores $(4 - 1)\alpha = 3\alpha$ and the total repair bandwidth is $(4 - 1)\gamma = 3\gamma$.

For example, if the original system DSS_1 consists of nodes v_1 storing x , v_2 storing y , and v_3 storing $x + y$ then DSS_1^{new} consists of nodes u_{11} storing nothing, u_{12} storing x_1 , u_{13} storing y_1 , and u_{14} storing $x_1 + y_1$. Similarly DSS_2^{new} consists of nodes u_{21} storing x_2 , u_{22} storing nothing, u_{23} storing y_2 , and u_{24} storing $x_2 + y_2$ and so on. Then in the resulting system the first node w_1 consists of nodes u_{11} (storing nothing), u_{21} (storing x_2), u_{31} (storing x_3), and u_{41} (storing x_4). The stored file is $(x_1, x_2, x_3, x_4, y_1, y_2, y_3, y_4)$.

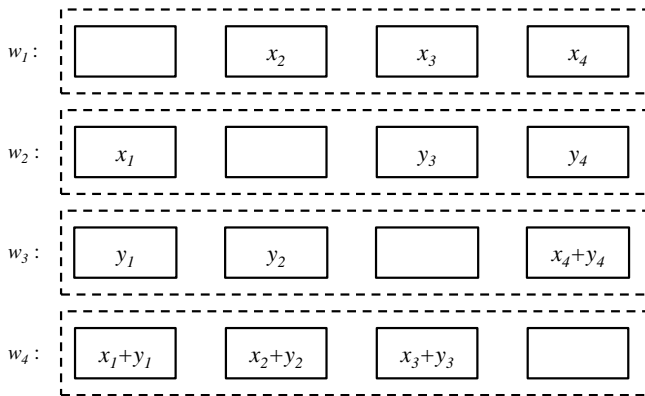


Fig. 1. The figure illustrates the DSS built in Example 2.1. It consists of nodes w_1 , w_2 , w_3 , and w_4 .

III. BOUNDS FROM THE CONSTRUCTION

Next we will derive some inequalities for the capacity in the case of exact repair. Using Equation 4 inductively we get

Theorem 3.1: For an integer $j \in [0, k - 1]$ we have

$$C_{n,k,d}^{\text{exact}}(\alpha, \gamma) \geq \frac{n}{n-j} C_{n-j,k-j,d-j}^{\text{exact}}(\alpha, \gamma).$$

It is proved in [6], [8], [9], and [10] that the MSR point can be achieved if exact repair is assumed. As a consequence of this and Theorem 4 we get the following bound.

Theorem 3.2: For integers $1 \leq i \leq k$ we have

$$C_{n,k,d}^{\text{exact}} \left(\alpha, \frac{(d-k+i)\alpha}{d-k+1} \right) \geq \frac{ni\alpha}{n-k+i}.$$

Proof: Write $n' = n - j$, $k' = k - j$, $d' = d - j$, $\alpha = \frac{B}{k'}$, and $\gamma = \frac{d'B}{k'(d'-k'+1)}$. It is proved for the MSR point in [6], [8], [9], and [10] that

$$C_{n',k',d'}^{\text{exact}}(\alpha, \gamma) = B,$$

i.e.,

$$C_{n-j,k-j,d-j}^{\text{exact}} \left(\alpha, \frac{(d-j)\alpha}{d-k+1} \right) = (k-j)\alpha.$$

Hence by Theorem 3.1 we have

$$C_{n,k,d}^{\text{exact}} \left(\alpha, \frac{(d-j)\alpha}{d-k+1} \right) \geq \frac{n(k-j)\alpha}{n-j}.$$

Now a change of variables by setting $i = k - j$ gives us the result. \blacksquare

Our construction is now ready since we have decided to use MSR optimal codes as a starting point for our construction. So let us use the notion

$$P_{n,k,d}^1 \left(\alpha, \frac{(d-k+i)\alpha}{d-k+1} \right) = \frac{ni\alpha}{n-k+i} \quad (5)$$

for integers $i = 1, \dots, k$, to note the performance of our construction.

Example 3.1: Tian characterized the rate region of the exact-repair regenerating codes in the case $(n, k, d) = (4, 3, 3)$ in [16]. In this example we will compare our construction to this.

In [16] the stored file is assumed to be of size 1 and then the rate-region of exact-regenerating codes is characterized by following pairs of (α, β) : $(\frac{1}{3}, \frac{1}{3})$, $(\frac{3}{8}, \frac{1}{4})$, and $(\frac{1}{2}, \frac{1}{6})$. These correspond to following pairs of (α, γ) : $(\frac{1}{3}, 1)$, $(\frac{3}{8}, \frac{3}{4})$, and $(\frac{1}{2}, \frac{1}{2})$, *i.e.*, $C_{4,3,3}^{\text{exact}}(\frac{1}{3}, 1) = 1$, $C_{4,3,3}^{\text{exact}}(\frac{3}{8}, \frac{3}{4}) = 1$, and $C_{4,3,3}^{\text{exact}}(\frac{1}{2}, \frac{1}{2}) = 1$.

Theorem 3.2 gives in this same special case

$$P_{4,3,3}^1(\alpha, i\alpha) = \frac{4i\alpha}{1+i}$$

for integers $i = 1, 2, 3$.

Hence $P_{4,3,3}^1(\alpha, \alpha) = 2\alpha$, $P_{4,3,3}^1(\alpha, 2\alpha) = \frac{8\alpha}{3}$, and $P_{4,3,3}^1(\alpha, 3\alpha) = 3\alpha$. By substituting into these $\alpha = \frac{1}{2}, \frac{3}{8}, \frac{1}{3}$, respectively, we get exactly the same performances as in [16].

IV. EXAMPLE: CASE $n = k + 1 = d + 1$

In this section we study the special case $n = k + 1 = d + 1$ and compare the resulting capacity with exact repair to the known capacity with the assumption of functional repair,

$$C_{n-1,n-1}(\alpha, \gamma) = \sum_{j=0}^{n-2} \min \left\{ \alpha, \frac{n-1-j}{n-1} \gamma \right\}.$$

Our construction gives codes with performance

$$P_{n,n-1,n-1}^1(\alpha, i\alpha) = \frac{ni\alpha}{1+i}$$

for integers $i = 1, \dots, k$.

Notice that now in the extreme points our performance $P_{n,n-1,n-1}^1$ achieves the known capacity, *i.e.*,

$$C_{n,n-1,n-1}^{\text{exact}}(\alpha, \alpha) = P_{n,n-1,n-1}^1(\alpha, \alpha) = \frac{n\alpha}{2}$$

for the MBR point and

$$C_{n,n-1,n-1}^{\text{exact}}(\alpha, k\alpha) = P_{n,n-1,n-1}^1(\alpha, k\alpha) = (n-1)\alpha$$

for the MSR point.

As an example we study the fraction

$$\frac{P_{n,n-1,n-1}^1(\alpha, i\alpha)}{C_{n-1,n-1}(\alpha, i\alpha)} = \frac{\frac{ni\alpha}{1+i}}{\sum_{j=0}^{n-2} \min\left\{\alpha, \frac{n-1-j}{n-1}i\alpha\right\}}$$

for integers $i \in [1, k]$. Writing it out we see that

$$\begin{aligned} & \frac{P_{n,n-1,n-1}^1(\alpha, i\alpha)}{C_{n-1,n-1}(\alpha, i\alpha)} \\ &= \frac{\frac{ni}{1+i}}{\sum_{j=0}^T 1 + \sum_{j=T+1}^{n-2} \frac{n-1-j}{n-1}i} \\ &= \frac{\frac{ni}{1+i}}{T+1 + \frac{i}{2(n-1)} \cdot (n-T-1)(n-T-2)}, \end{aligned} \tag{6}$$

where $T = \lfloor (n-1)(1 - \frac{1}{i}) \rfloor$.

For large values of n this is approximately

$$\frac{2i^2}{2i^2 + i - 1} \geq \frac{8}{9}$$

for all $i = 1, \dots, k$.

Notice that if we had chosen $n = k + 2 = d + 2$ instead of $n = k + 1 = d + 1$, then we would have ended up with

$$\frac{2i^2}{2i^2 + 3i - 2}.$$

Similarly, if we had chosen $n = k + 3 = d + 3$ then we would have ended up with

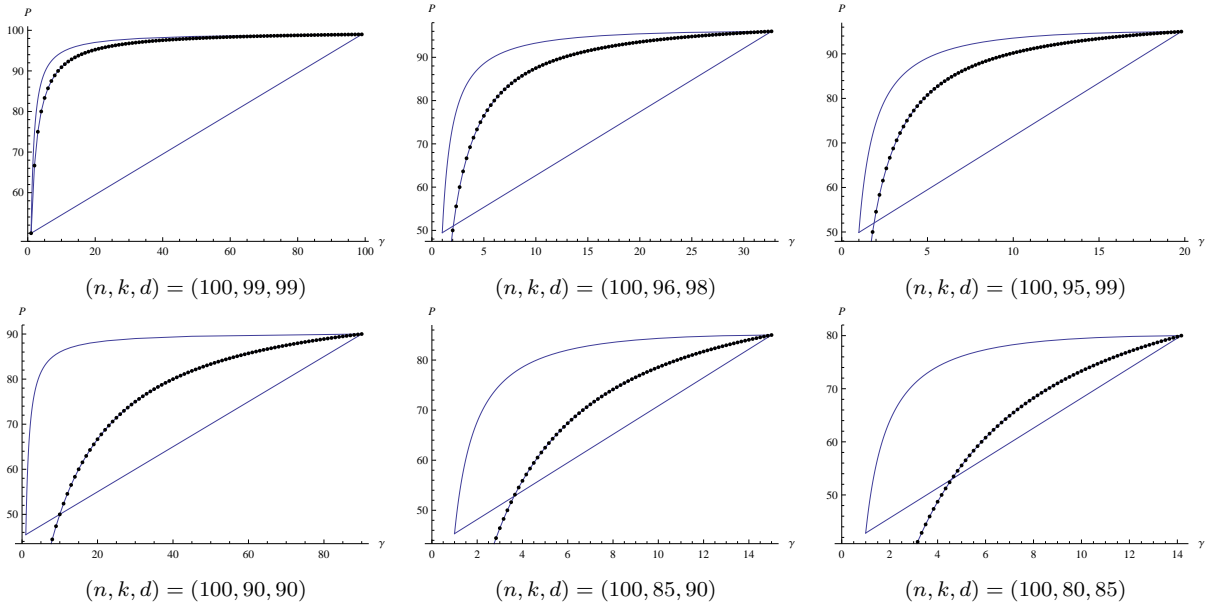
$$\frac{2i^2}{2i^2 + 5i - 3}.$$

These both are also close to 1 when i is not too small. For this reason we will study the asymptotic behavior of the capacity curve more carefully in the next section.

V. THE CASE WHEN n , k AND d ARE CLOSE TO EACH OTHER

Next we will study the special case where n , k and d are close to each other. We will do this by setting $n_M = n + M$, $k_M = k + M$ and $d_M = d + M$ and letting $M \rightarrow \infty$, and then examine how the capacity curve asymptotically behaves. The example in the previous section showed us that in that special case the performance $P_{n,k,d}^1(\alpha, \gamma)$ is quite close to the capacity of functionally regenerating codes. However, in the previous section we

TABLE I
THE PERFORMANCE OF CONSTRUCTION OF SECTION II



The figures show the performance $P_{n,k,d}^1$ of codes from construction of Section II (dotted curve) between the capacity of functionally repairing codes (uppermost curve) and the trivial lower bound given by interpolation of the known MSR and MBR points with different (n, k, d) . Here $\alpha = 1$, and $\gamma \in [1, \frac{d}{d-k+1}]$.

fixed i to be an integer and then assumed that n is large. In this section we tie up the values i and M together to arrive at a situation where the total repair bandwidth stays on a fixed point between its minimal possible value given by the MBR point and its maximal possible value given by the MSR point.

For each M our construction gives a code with performance

$$P_{n_M, k_M, d_M}^1 \left(\alpha, \frac{(d_M - k_M + i)\alpha}{d_M - k_M + 1} \right) = \frac{n_M i \alpha}{n - k + i}$$

for $i = 1, \dots, k_M$, hence $P_{n_M, k_M, d_M}^1 \left(\alpha, \frac{(d_M - k_M + x)\alpha}{d_M - k_M + 1} \right)$ with $x \in [1, k]$ is the piecewise linear curve connecting these points.

Let $s \in (0, 1]$ be a fixed number and $i = 1 + s(k_M - 1)$. We will study how the fraction

$$\frac{P_{n_M, k_M, d_M}^1 \left(\alpha, \frac{(d_M - k_M + i)\alpha}{d_M - k_M + 1} \right)}{C_{k_M, d_M} \left(\alpha, \frac{(d_M - k_M + i)\alpha}{d_M - k_M + 1} \right)}$$

behaves as we let $M \rightarrow \infty$. Informally this tells how close our performance curve and the known capacity curve are to each other when M is large, *i.e.*, values n_M, k_M, d_M are close to each other.

Remark 5.1: In the MSR point we have

$$\gamma_{MSR} = \frac{d_M \alpha}{d_M - k_M + 1}$$

and in the MBR point

$$\gamma_{MBR} = \alpha.$$

Hence

$$\alpha \cdot \frac{d_M - k_M + i}{d_M - k_M + 1} = s\gamma_{MSR} + (1 - s)\gamma_{MBR}.$$

Theorem 5.1: Let $s \in (0, 1]$ be a fixed number and $i = 1 + s(k_M - 1)$. Then

$$\lim_{M \rightarrow \infty} \frac{P_{n_M, k_M, d_M}^1 \left(\alpha, \frac{(d_M - k_M + i)\alpha}{d_M - k_M + 1} \right)}{C_{k_M, d_M} \left(\alpha, \frac{(d_M - k_M + i)\alpha}{d_M - k_M + 1} \right)} = 1.$$

The proof is rather technical and is hence postponed to Appendix.

As a straightforward corollary to Theorem 5.1 we have

Theorem 5.2: Let $s \in [0, 1]$ be a fixed number and let $\gamma_{MSR} = \frac{d_M \alpha}{d_M - k_M + 1}$ and $\gamma_{MBR} = \alpha$. Then

$$\lim_{M \rightarrow \infty} \frac{C_{n_M, k_M, d_M}^{\text{exact}} \left(\alpha, s\gamma_{MSR} + (1 - s)\gamma_{MBR} \right)}{C_{k_M, d_M} \left(\alpha, s\gamma_{MSR} + (1 - s)\gamma_{MBR} \right)} = 1.$$

VI. A SIMPLER CONSTRUCTION

In this section we will give a construction of a distributed storage system that again uses optimal codes at the MSR point as building blocks. There are two important differences to the main construction in Section II of this paper. The first difference is the easiness of the construction of this section. The second is that this construction has no symmetric repair. We only require that the total repair bandwidth is fixed to be γ but it can consist of varying β s.

A. Construction

We are interested in to design a storage system for given parameters (n, k, d) and (α, γ) . Write

$$\epsilon = n - k$$

and

$$\delta = n - d.$$

Choose $l \in \mathbf{Z}_+$ integers n_1, \dots, n_l such that

$$n_j \geq \epsilon + 1$$

for all $j = 1, \dots, l$ and $n = n_1 + \dots + n_l$. For this choice, write

$$k_j = n_j - \epsilon$$

and

$$d_j = n_j - \delta$$

for all $j = 1, \dots, l$.

Assume we have l storage systems DSS_1, \dots, DSS_l corresponding parameters $(n_1, k_1, d_1), \dots, (n_l, k_l, d_l)$, respectively. Each of these systems has node size α and total repair bandwidth γ . Suppose we put these systems together to get a new bigger system DSS_{big} with $n_1 + \dots + n_l = n$ nodes and storing the same l files that original systems DSS_1, \dots, DSS_l store.

This is indeed a distributed storage system for parameters (n, k, d) and (α, γ) : It is clear that we have n nodes, each of size α . Each set of k nodes can recover the file: Indeed, there are $\epsilon = n - k$ nodes that are not part of the reconstruction process. Hence of each subsystem DSS_j we have at least $n_j - \epsilon = k_j$ nodes that are part of the reconstruction process and hereby we can recover the corresponding file and hence the whole file.

By the same argumentation as above we notice that contacting any d of the nodes we can repair a lost node. Hence we only have to download the same amount of information in the repair process of this new bigger system as in the repair process of the corresponding subsystem the total repair bandwidth is indeed γ .

Remark 6.1: The main disadvantage of constructed storage systems of this section is that they do not have symmetric repair. By shuffling the nodes corresponding to each permutation on set $\{1, \dots, n\}$ as in the construction of Section II would give a DSS with symmetric repair and same performance. However, this would destroy the main advantage of this construction, namely its easiness.

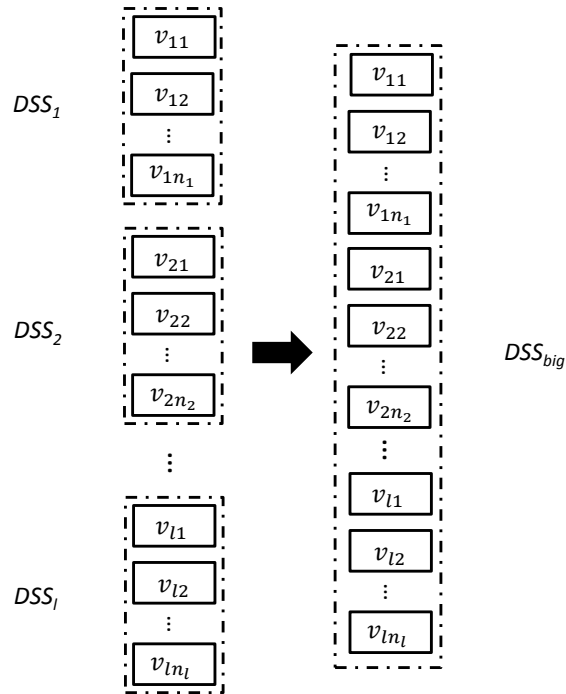


Fig. 2. The figure illustrates the construction of Section VI. First we have l storage systems DSS_1, \dots, DSS_l and then we just put them together to get a new storage system DSS_{big} .

B. The Performance of the Construction

In the construction we did not stick to any fixed type of subsystem. Hence we have the following general inequality.

Proposition 6.1: Given positive integers n, k, d with $k \leq d < n$ and the decomposition of n to positive integers n_1, \dots, n_l with $n = n_1 + \dots + n_l$ and $n_j \geq n - k + 1$ for all $j = 1, \dots, l$. Define also integers

$$k_j = n_j - n + k$$

and

$$d_j = n_j - n + d$$

for $j = 1, \dots, l$.

Then we have

$$C_{n,k,d}^{\text{exact}}(\alpha, \gamma) \geq \sum_{j=1}^l C_{n_j, k_j, d_j}^{\text{exact}}(\alpha, \gamma). \quad (7)$$

Proof: The setup is just as in the construction of subsection VI-A. ■

To make it easier to follow, let us use the notation $P_{n,k,d}^{2, \text{in progress}}(\alpha, \gamma)$ for the performance of this incomplete construction. By above, we have

$$P_{n,k,d}^{2, \text{in progress}}(\alpha, \gamma) = \sum_{j=1}^l C_{n_j, k_j, d_j}^{\text{exact}}(\alpha, \gamma). \quad (8)$$

Next we will fix the subsystems DSS_1, \dots, DSS_l and then derive another lower bound for the performance of our construction of exact-regenerating codes. Let

$$n_j = \left\lfloor \frac{n}{l} \right\rfloor$$

for $j = 1, \dots, l-1$ and

$$n_l = n - (l-1) \left\lfloor \frac{n}{l} \right\rfloor.$$

Then

$$k_1 = n_1 - n + k,$$

$$d_1 = n_1 - n + d,$$

$$k_l = n_l - n + k = k - (l-1) \left\lfloor \frac{n}{l} \right\rfloor$$

and

$$d_l = n_l - n + d = d - (l-1) \left\lfloor \frac{n}{l} \right\rfloor.$$

By substituting these into the equality 8 we get

$$P_{n,k,d}^{2, \text{in progress}}(\alpha, \gamma) = (l-1)C_{n_1, k_1, d_1}^{\text{exact}}(\alpha, \gamma) + C_{n_l, k_l, d_l}^{\text{exact}}(\alpha, \gamma).$$

To finish our construction we again use MSR optimal codes as building blocks and substitute in the above

$$\gamma = \frac{d_1 \alpha}{d_1 - k_1 + 1} = \frac{d_1 \alpha}{d - k + 1}$$

giving $C_{n_1, k_1, d_1}^{\text{exact}} \left(\alpha, \frac{d_1 \alpha}{d - k + 1} \right) = k_1 \alpha$ and hence

$$C_{n, k, d}^{\text{exact}} \left(\alpha, \frac{d_1 \alpha}{d - k + 1} \right) \geq (l - 1)k_1 \alpha + C_{n_l, k_l, d_l}^{\text{exact}} \left(\alpha, \frac{d_1 \alpha}{d - k + 1} \right).$$

By noticing that

$$\alpha = \frac{(d - k + 1)\gamma}{d_1} \geq \frac{(d - k + 1)\gamma}{d_l}$$

and then defining $\alpha_{\text{new}} = \frac{(d - k + 1)\gamma}{d_l} = \frac{d_1 \alpha}{d_l}$, i.e.,

$$\gamma = \frac{d_l \alpha_{\text{new}}}{d - k + 1} = \frac{d_l \alpha_{\text{new}}}{d_l - k_l + 1}$$

we find that

$$\begin{aligned} C_{n_l, k_l, d_l}^{\text{exact}} \left(\alpha, \frac{d_1 \alpha}{d - k + 1} \right) &\geq C_{n_l, k_l, d_l}^{\text{exact}} \left(\alpha_{\text{new}}, \frac{d_1 \alpha}{d - k + 1} \right) \\ &= C_{n_l, k_l, d_l}^{\text{exact}} \left(\alpha_{\text{new}}, \frac{d_l \alpha_{\text{new}}}{d_l - k_l + 1} \right) \\ &= k_l \alpha_{\text{new}} \\ &= \frac{k_l d_1 \alpha}{d_l}. \end{aligned} \tag{9}$$

Here the second to the last equality was again because of the fact that we know that the MSR point can be achieved by exact-regenerating codes.

In the calculation above giving the inequality $C_{n_l, k_l, d_l}^{\text{exact}} \left(\alpha, \frac{d_1 \alpha}{d - k + 1} \right) \geq \frac{k_l d_1 \alpha}{d_l}$ we just adapted the biggest possible MSR code when the upper bounds for node size and total repair bandwidth was given. The reason for this is that we are eager to give a very simple construction by using already known MSR codes as building blocks.

So now we are ready to give a new lower bound for the capacity of exact-regenerating codes.

Theorem 6.2: For integers $1 \leq l \leq \lfloor \frac{n}{n+1-k} \rfloor$ we have

$$C_{n, k, d}^{\text{exact}} \left(\alpha, \frac{d_1 \alpha}{d - k + 1} \right) \geq \left((l - 1)k_1 + \frac{k_l d_1}{d_l} \right) \alpha \tag{10}$$

with

$$k_1 = \lfloor \frac{n}{l} \rfloor - n + k \text{ and } d_1 = \lfloor \frac{n}{l} \rfloor - n + d$$

and

$$k_l = k - (l - 1) \lfloor \frac{n}{l} \rfloor \text{ and } d_l = d - (l - 1) \lfloor \frac{n}{l} \rfloor.$$

Proof: By the above reasoning we have the inequality 10 for given l if we can split our (n, k, d) storage system into l pieces by the above way. This is possible if we have $1 \leq k_1 \leq d_1 \leq n_1 - 1$ and $1 \leq k_l \leq d_l \leq n_l - 1$.

The first chain of inequalities is proved by noticing that

$$d_1 = n_1 - n + d \leq n_1 - 1,$$

$$k_1 = n_1 - n + k = \left\lfloor \frac{n}{l} \right\rfloor - n + k \geq \left\lfloor \frac{\frac{n}{n+1-k}}{1} \right\rfloor - n + k = 1$$

and

$$d_1 - k_1 = (n_1 - n + d) - (n_1 - n + k) = d - k \geq 0.$$

The second chain of inequalities is proved by noticing that

$$\begin{aligned} d_l &= n_l - (n - d) \leq n_l - 1, \\ k_l &\geq k - \frac{(l-1)n}{l} = k - n + \frac{n}{l} \geq k - n + \frac{n}{\frac{n}{n+1-k}} = 1 \end{aligned}$$

and

$$d_l - k_l = (n_l - n + d) - (n_l - n + k) = d - k \geq 0. \quad \blacksquare$$

Hence the performance of our construction is

$$P_{n,k,d}^2 \left(\alpha, \frac{d_1 \alpha}{d - k + 1} \right) = \left((l-1)k_1 + \frac{k_l d_1}{d_l} \right) \alpha \quad (11)$$

for $1 \leq l \leq \left\lfloor \frac{n}{n+1-k} \right\rfloor$.

Example 6.1: Let $(n, k, d) = (3, 2, 2)$. Suppose a system with the first node storing x , second node storing y and third node storing $x + y$. This MSR-optimal code storing a file (x, y) has node size $\alpha = 1$ and total repair bandwidth $\gamma = 2\beta = 2$. Take three copies of this system to form a bigger system with nine nodes:

$$x_1, y_1, x_1 + y_1, x_2, y_2, x_2 + y_2, x_3, y_3, x_3 + y_3.$$

Similarly as in our construction this is a storage system with $(n', k', d') = (9, 8, 8)$, node size $\alpha' = \alpha = 1$, and total repair bandwidth $\gamma = 2$. It stores a file $(x_1, y_1, x_2, y_2, x_3, y_3)$ of size 6.

C. Connection to the Construction of Section II

Consider equality (11) in the case l divides n , i.e., $n = ln_1$. In that case we have $k_1 = k_l$ and $d_1 = d_l$ and hence

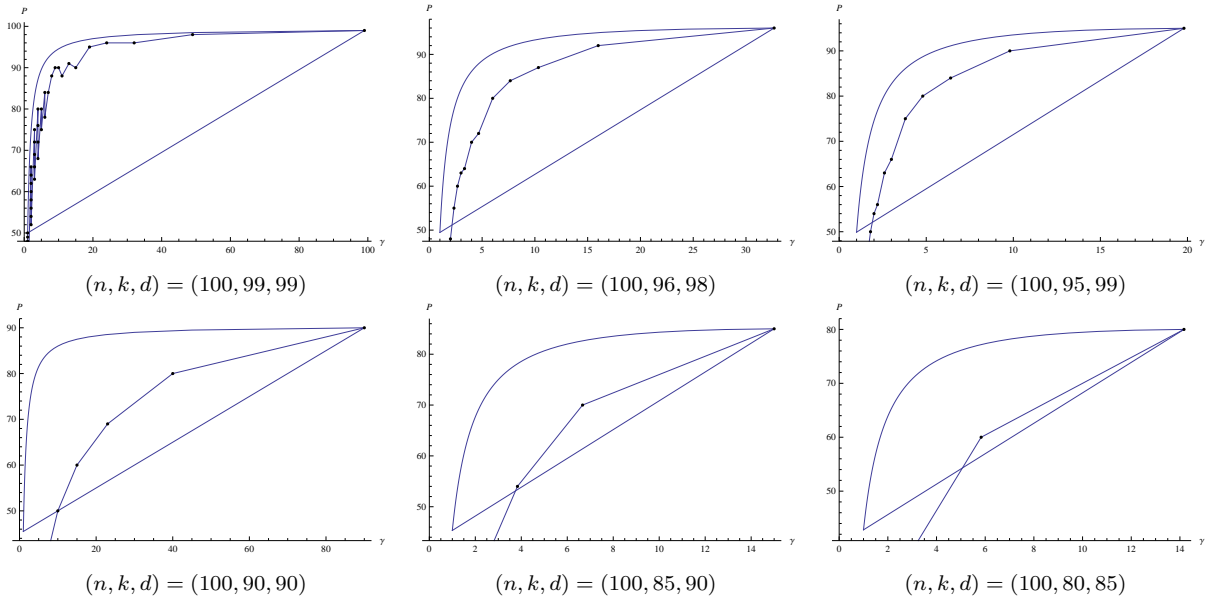
$$P_{n,k,d}^2 \left(\alpha, \frac{d_1 \alpha}{d - k + 1} \right) = lk_1 \alpha,$$

i.e.,

$$P_{n,k,d}^2 \left(\alpha, \frac{(\frac{n}{l} - n + d)\alpha}{d - k + 1} \right) = (n - nl + kl)\alpha. \quad (12)$$

Let $j = k - n + \frac{n}{l}$. Since $1 \leq l \leq \left\lfloor \frac{n}{n+1-k} \right\rfloor$ we have $j \geq k - n + \frac{n}{\frac{n}{n+1-k}} = 1$ and $j \leq k - n + n = k$. Hence

TABLE II
THE PERFORMANCE OF CONSTRUCTION OF SECTION VI



The figures show the performance $P_{n,k,d}^2$ of codes from construction of Section VI (dotted curve) between the capacity of functionally repairing codes (uppermost curve) and the trivial lower bound given by interpolation of the known MSR and MBR points with different (n, k, d) . Here $\alpha = 1$, and $\gamma \in [1, \frac{d}{d-k+1}]$.

we can use Equation (5) with this value. We get

$$\begin{aligned}
 P_{n,k,d}^1 \left(\alpha, \frac{(\frac{n}{l} - n + d)\alpha}{d - k + 1} \right) &= P_{n,k,d}^1 \left(\alpha, \frac{(d - k + j)\alpha}{d - k + 1} \right) \\
 &= \frac{nj\alpha}{n - k + j} \\
 &= \frac{n(k - n + \frac{n}{l})\alpha}{\frac{n}{l}} \\
 &= (n - nl + kl)\alpha \\
 &= P_{n,k,d}^2 \left(\alpha, \frac{(\frac{n}{l} - n + d)\alpha}{d - k + 1} \right)
 \end{aligned} \tag{13}$$

so the performances $P_{n,k,d}^1$ and $P_{n,k,d}^2$ are same in this case.

This tells us that the performance of the construction of Section II and the performance of the construction of Section VI are exactly the same whenever l divides n , *i.e.*, whenever the latter construction is built using optimal MSR codes of equal size $\frac{n}{l}$.

The explanation for the similarity of the performances of these two constructions is that the main idea of the both constructions is to increase values k and d but to restrain the values α and γ .

VII. COMPARISON TO SIMILAR CONSTRUCTIONS

The main idea in our construction of Section II was to add a new empty node in the storage system. The benefit of this was the reduction of the average node size and the average total repair bandwidth. The drawback was that we had to increase parameters k and d . In this section we study what happens if we add something else than an empty node in the system. We try out what happens when adding an exact copy of some existing node and when adding the stored file itself.

We will see that these variations are not very useful. The performance of the construction of Subsection VII-A is moderate but the performance of the construction of Subsection VII-B is not good. The key differences will be summarized in Subsection VII-C.

A. Construction by Copying Nodes

Assume we have a storage system DSS_1 with exact repair for parameters (n, k, d) with the node size α and the total repair bandwidth $\gamma = d\beta$. In this section we propose a construction that gives a new storage system for parameters

$$(n' = n + l, k' = k + l, d' = d + l)$$

for integers $l = 1, \dots, k - 1$. Let DSS_1 consist of the nodes v_1, \dots, v_n , and let the stored file F be of maximal size $C_{n,k,d}^{\text{exact}}(\alpha, \gamma)$.

Let then DSS_{1+} denote a new system consisting of the original storage system DSS_1 and l extra nodes v_{n+1}, \dots, v_{n+l} such that v_{n+j} is the exact copy of the node v_j for $j = 1, \dots, l$. It is clear that DSS_{1+} is a storage system for parameters

$$(n + l, k + l, d + l)$$

and can store the original file F .

Again we use permutations just similarly as in the construction of Section II: let $\{\sigma_j | j = 1, \dots, (n + l)!\}$ be the set of permutations of the set $\{1, \dots, n + l\}$. Assume that DSS_j^{new} is a storage system for $j = 1, \dots, (n + l)!$ corresponding to the permutation σ_j such that DSS_j^{new} is exactly the same as DSS_{1+} except that the order of the nodes is changed corresponding to the permutation σ_j , i.e., the i th node in DSS_{1+} is the $\sigma_j(i)$ th node in DSS_j^{new} .

Using these $(n + l)!$ new systems as building blocks we construct a new system DSS_2 such that its j th node for $j = 1, \dots, n + l$ stores the j th node from each system DSS_i^{new} for $i = 1, \dots, (n + l)!$.

It is clear that this new system DSS_2 works for parameters $(n + l, k + l, d + l)$, has exact repair property, and stores a file of size $(n + l)!C_{n,k,d}^{\text{exact}}(\alpha, \gamma)$. The node size of the new system DSS_2 is

$$\alpha_2 = (n + l)!\alpha.$$

When repairing a node there are $2l(d + l)(n + l - 2)!$ subsystems in which the exact copy of the lost node is one of the helper nodes. Hence there are $(n + l)! - 2l(d + l)(n + l - 2)!$ subsystems in which this not the case. So

the total repair bandwidth is

$$\gamma_2 = 2l(d+l)(n+l-2)\alpha + ((n+l)! - 2l(d+l)(n+l-2)!) \gamma$$

Hence the performance of this incomplete construction is

$$P_{n+l,k+l,d+l}^{3, \text{ in progress}}(\alpha_2, \gamma_2) = (n+l)! C_{n,k,d}^{\text{exact}}(\alpha, \gamma)$$

that is

$$P_{n+l,k+l,d+l}^{3, \text{ in progress}}(\alpha, \gamma_3) = C_{n,k,d}^{\text{exact}}(\alpha, \gamma) \quad (14)$$

for $l = 1, \dots, k-1$ with $\gamma_3 = \frac{\gamma}{(n+l)!}$, that is,

$$\gamma_3 = \frac{2l(d+l)}{(n+l)(n+l-1)} \cdot \alpha + \left(1 - \frac{2l(d+l)}{(n+l)(n+l-1)}\right) \gamma.$$

By the change of variables ($n' = n+l, k' = k+l, d' = d+l$) we obtain

$$P_{n',k',d'}^{3, \text{ in progress}}(\alpha, \gamma_4) = C_{n-l,k-l,d-l}^{\text{exact}}(\alpha, \gamma) \quad (15)$$

for $l = 1, \dots, \lfloor \frac{k-1}{2} \rfloor$ with

$$\gamma_4 = \frac{2ld}{n(n-1)} \cdot \alpha + \left(1 - \frac{2ld}{n(n-1)}\right) \gamma.$$

Finish again the construction by using MSR-optimal codes as a starting point. The performance we obtain is

$$P_{n,k,d}^3(\alpha, \gamma_4) = (k-l)\alpha \quad (16)$$

with

$$\gamma_4 = \left(\frac{2ld}{n(n-1)} + \left(1 - \frac{2ld}{n(n-1)}\right) \frac{(d-l)}{d-k+1} \right) \alpha.$$

B. Construction by Adding the File

Assume we have a storage system DSS_1 with exact repair for parameters (n, k, d) with the node size α and the total repair bandwidth $\gamma = d\beta$. In this section we propose a construction that gives a new storage system for parameters

$$(n' = n+1, k' = k, d' = d).$$

Let DSS_1 consist of the nodes v_1, \dots, v_n , and let the stored file F be of maximal size $C_{n,k,d}^{\text{exact}}(\alpha, \gamma)$.

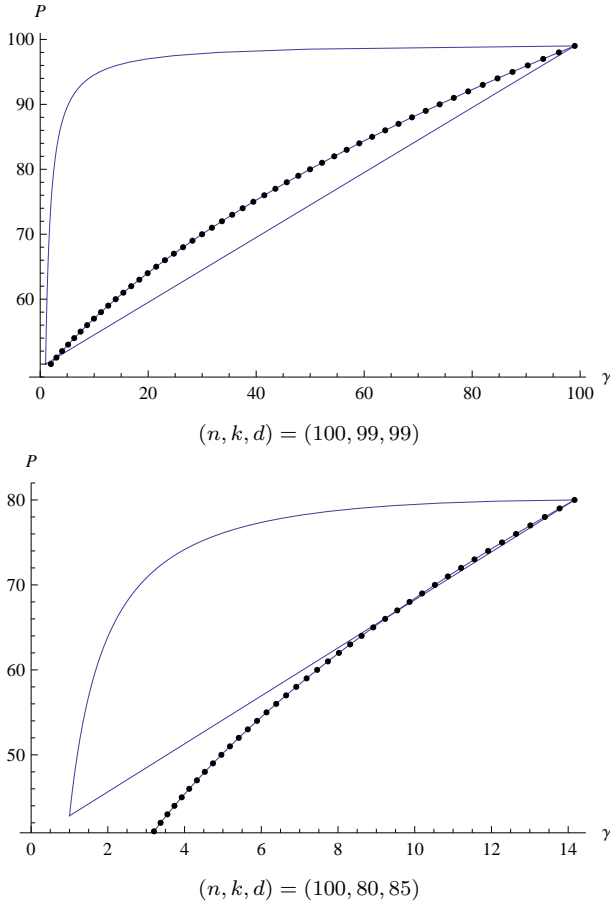
Let then DSS_{1+} denote a new system consisting of the original storage system DSS_1 and one extra node v_{n+1} storing the whole file F . It is clear that DSS_{1+} is a storage system for parameters

$$(n+1, k, d)$$

and can store the original file F .

Again we use permutations just similarly as in the construction of Section II: let $\{\sigma_j | j = 1, \dots, (n+1)!\}$ be the set of permutations of the set $\{1, \dots, n+1\}$. Assume that DSS_j^{new} is a storage system for $j = 1, \dots, (n+1)!$

TABLE III
THE PERFORMANCE OF THE CONSTRUCTION OF SECTION VII-A



The figure shows the performance $P_{n,k,d}^3$ of codes from the construction of Subsection VII-A (dotted curve) between the capacity of functionally repairing codes (uppermost curve) and the trivial lower bound given by interpolation of the known MSR and MBR points with different (n, k, d) .

corresponding to the permutation σ_j such that DSS_j^{new} is exactly the same as DSS_{1+} except that the order of the nodes is changed corresponding to the permutation σ_j , i.e., the i th node in DSS_{1+} is the $\sigma_j(i)$ th node in DSS_j^{new} .

Using these $(n+1)!$ new systems as building blocks we construct a new system DSS_2 such that its j th node for $j = 1, \dots, n+1$ stores the j th node from each system DSS_i^{new} for $i = 1, \dots, (n+1)!$.

It is clear that this new system DSS_2 works for parameters $(n+1, k, d)$, has exact repair property, and stores a file of size $(n+1)!C_{n,k,d}^{\text{exact}}(\alpha, \gamma)$. By noticing that there are $n!$ such permuted copies DSS_j^{new} where the i th node is storing the whole file we get that the node size of the new system DSS_2 is

$$\alpha_2 = ((n+1)! - n!)\alpha + n!C_{n,k,d}^{\text{exact}}(\alpha, \gamma) = n!(n\alpha + C_{n,k,d}^{\text{exact}}(\alpha, \gamma))$$

Since to repair a node storing the whole file can be done by bandwidth of size $k\alpha$ and repairing a node when the whole file is one of the helper nodes requires bandwidth α , we find that the total repair bandwidth of the new

system is

$$\begin{aligned}
\gamma_2 &= n(n-1) \cdots (n-d) \cdot (n-d)! \gamma \\
&\quad + nd(n-1) \cdots (n-d+1) \cdot (n-d)! \alpha \\
&\quad + n! k \alpha \\
&= n! ((n-d)\gamma + (d+k)\alpha)
\end{aligned} \tag{17}$$

Hence the performance of this incomplete construction is

$$P_{n+1,k,d}^{4, \text{ in progress}}(\alpha_2, \gamma_2) = (n+1)! C_{n,k,d}^{\text{exact}}(\alpha, \gamma)$$

that is

$$\begin{aligned}
&P_{n+1,k,d}^{4, \text{ in progress}}(n\alpha + C_{n,k,d}^{\text{exact}}(\alpha, \gamma), (n-d)\gamma + (d+k)\alpha) \\
&= (n+1) C_{n,k,d}^{\text{exact}}(\alpha, \gamma).
\end{aligned} \tag{18}$$

Substituting MSR point into above gives a code with performance

$$P_{n+1,k,d}^4 \left((n+k)\alpha, \left(\frac{d(n-d)}{d-k+1} + (d+k) \right) \alpha \right) = (n+1)k\alpha$$

i.e.

$$P_{n+1,k,d}^4 \left(\alpha, \frac{(nd+d-k^2+k)\alpha}{(n+k)(d-k+1)} \right) = \frac{(n+1)k\alpha}{n+k}.$$

However, this construction is useless because it is easy to verify that this performance is strictly worse than the trivial lower bound by timesharing when $d > k$ and it lies on the timesharing line when $k = d$.

C. Summary of Differences of Different Approaches

Despite the clear similarities of the construction techniques, there is a huge difference on the performances $P_{n,k,d}^1(\alpha, \gamma)$, $P_{n,k,d}^3(\alpha, \gamma)$, and $P_{n,k,d}^4(\alpha, \gamma)$ of codes constructed using these different approaches.

In the cases where the performance $P_{n,k,d}^1(\alpha, \gamma)$ of the construction of Section II is very poor, the construction of Section VII-B performs better. However, the performance $P_{n,k,d}^4(\alpha, \gamma)$ of the construction of Section VII-B is still worse than the one achieved by timesharing of MSR and MBR points.

Comparing to the trivial lower bound given by timesharing MBR and MSR points one can summarize that the construction of Subsection VII-B is useless, the construction of Subsection VII-A is in certain cases quite good, and the construction of Section II is in certain cases very good.

VIII. CONCLUSIONS

We have constructed exact-regenerating codes between MBR and MSR points. To the best of author's knowledge, no previous construction of exact-regenerating codes between MBR and MSR points is done except in [17]. Compared to that construction, our construction is very different.

We have shown in this paper that when n , k , and d are close to each other, the capacity of a distributed storage system when exact repair is assumed is essentially the same as when only functional repair is required. This was

proved by using a specific code construction exploiting some already known codes achieving the MSR point on the trade-off curve and by studying the asymptotic behavior of the capacity curve.

A very easy alternative construction for the main construction of this paper was presented. Its performance is almost as good as the performance of the main construction and it is simple to build up. The drawback of this construction was that it has no symmetric repair.

Also we have constructed two constructions in a similar manner as the main construction. These were to be compared to the main construction. Despite the clear similarities of these three constructions their performances vary hugely.

However, when n , k , and d are not close to each other then the performance of our main construction is not good when compared to the capacity of functionally repairing codes. However, there is no evidence that the capacity of a distributed storage system when exact repair is assumed is generally close to the capacity of functionally repairing codes. So as a future work it is still left to find the precise expression of the capacity of a distributed storage system when exact repair is assumed, and especially to study the behavior of the capacity when n , k , and d are not close to each other.

IX. ACKNOWLEDGMENTS

This research was partly supported by the Academy of Finland (grant #131745) and by the Emil Aaltonen Foundation, Finland, through grants to Camilla Hollanti.

Prof. Salim El Rouayheb at the Illinois Institute of Technology is gratefully acknowledged for useful discussions. Prof. Camilla Hollanti at the Aalto University is gratefully acknowledged for useful comments on the first draft of this paper.

APPENDIX

The proof of Theorem 5.1: Let $i = 1 + s(k_M - 1)$. We study the behavior of the fraction for large M , so we have $\frac{\lfloor i \rfloor}{i} \approx 1$. Thus, to simplify the notation, we may assume that i acts as an integer. We also use the notation

$$t = \frac{d_M s(k_M - 1)}{d - k + 1 + s(k_M - 1)}.$$

We have

$$\begin{aligned} & P_{n_M, k_M, d_M}^1 \left(\alpha, \frac{(d_M - k_M + (1 + s(k_M - 1)))\alpha}{d_M - k_M + 1} \right) \\ &= \frac{n_M(1 + s(k_M - 1))\alpha}{n - k + i} \end{aligned} \quad (19)$$

and

$$\begin{aligned} & C_{k_M, d_M} \left(\alpha, \frac{(d_M - k_M + i)\alpha}{d_M - k_M + 1} \right) \\ &= \alpha \left(\sum_{j=0}^t 1 + \sum_{j=t+1}^{k_M-1} \frac{d_M - j}{d_M} \cdot \frac{d - k + i}{d - k + 1} \right) \\ &= \alpha \left(t + 1 + \frac{(k_M - t - 1)(2d + M - k - t)(d - k + i)}{2d_M(d - k + 1)} \right), \end{aligned} \quad (20)$$

whence

$$\begin{aligned} & \frac{P_{n_M, k_M, d_M}^1 \left(\alpha, \frac{(d_M - k_M + i)\alpha}{d_M - k_M + 1} \right)}{C_{k_M, d_M} \left(\alpha, \frac{(d_M - k_M + i)\alpha}{d_M - k_M + 1} \right)} \\ &= \frac{h_1(M)}{h_2(M)(h_3(M) + h_4(M))}, \end{aligned} \quad (21)$$

where

$$h_1(M) = 2n_M(1 + s(k_M - 1))d_M(d - k + 1),$$

$$h_2(M) = n - k + 1 + s(k_M - 1),$$

$$h_3(M) = 2(t + 1)d_M(d - k + 1),$$

and

$$h_4(M) = (k_M - t - 1)(2d - k + M - t)(d - k + 1 + s(k_M - 1)).$$

Now it is easy to check that

$$\begin{aligned} \frac{h_1(M)}{M^3} &\rightarrow 2s(d - k + 1), \\ \frac{h_2(M)}{M} &\rightarrow s, \end{aligned}$$

and

$$\frac{h_3(M)}{M^2} \rightarrow 2(d - k + 1)$$

as $M \rightarrow \infty$.

Note that

$$M - t \approx \frac{d - k + 1 - ds}{s}$$

when M is large and hence

$$\begin{aligned} & \frac{h_4(M)}{M^2} \\ &= \frac{(k_M - t - 1)(2d - k + M - t)}{M} \cdot \frac{d - k + 1 + s(k_M - 1)}{M} \\ &\rightarrow 0 \cdot s = 0 \end{aligned} \quad (22)$$

as $M \rightarrow \infty$.

Finally,

$$\begin{aligned} & \frac{P_{n_M, k_M, d_M}^1 \left(\alpha, \frac{(d_M - k_M + i)\alpha}{d_M - k_M + 1} \right)}{C_{k_M, d_M} \left(\alpha, \frac{(d_M - k_M + i)\alpha}{d_M - k_M + 1} \right)} \\ &= \frac{\frac{h_1(M)}{M^3}}{\frac{h_2(M)}{M} \cdot \frac{h_3(M) + h_4(M)}{M^2}} \\ &\rightarrow \frac{2s(d - k + 1)}{s(2(d - k + 1) + 0)} = 1 \end{aligned} \quad (23)$$

as $M \rightarrow \infty$, proving the claim. ■

REFERENCES

- [1] T. Ernvall, "Exact-Regenerating Codes between MBR and MSR Points," Proc. IEEE Information Theory Workshop, Seville, Spain, September 2013.
- [2] A. G. Dimakis, P. B. Godfrey, Y. Wu, M. J. Wainwright, and K. Ramchandran, "Network coding for distributed storage systems," IEEE Transactions on Information Theory, vol. 56, no. 9, pp. 4539-4551, September 2010.
- [3] K. V. Rashmi, Nihar B. Shah, P. Vijay Kumar, and K. Ramchandran, "Explicit Construction of Optimal Exact Regenerating Codes for Distributed Storage." Available: arXiv:0906.4913v2 [cs.IT]
- [4] Y. Wu and A. G. Dimakis, "Reducing Repair Traffic for Erasure Coding-Based Storage via Interference Alignment," in *Proc. IEEE International Symposium on Information Theory (ISIT)*, Seoul, July 2009, pp. 2276-2280.
- [5] D. Cullina, A. G. Dimakis, and T. Ho, "Searching for Minimum Storage Regenerating Codes," in *Proc. 47th Annual Allerton Conference on Communication, Control, and Computing*, Urbana-Champaign, September 2009.
- [6] K. V. Rashmi, Nihar B. Shah, and P. Vijay Kumar, "Optimal Exact-Regenerating Codes for Distributed Storage at the MSR and MBR Points via a Product-Matrix Construction," *IEEE Transactions on Information Theory*, vol. 57, no. 8, pp. 5227-5239, August 2011.
- [7] Nihar B. Shah, K. V. Rashmi, P. Vijay Kumar, and K. Ramchandran, "Distributed Storage Codes With Repair-by-Transfer and Nonachievability of Interior Points on the Storage-Bandwidth Tradeoff," *IEEE Transactions on Information Theory*, vol. 58, no. 3, pp. 1837-1852, March 2012.
- [8] V. R. Cadambe, S. A. Jafar, and H. Maleki, "Distributed Data Storage with Minimum Storage Regenerating Codes - Exact and Functional Repair are Asymptotically Equally Efficient," Available: arXiv:1004.4299v1 [cs.IT]
- [9] C. Suh and K. Ramchandran: "On the Existence of Optimal Exact-Repair MDS Codes for Distributed Storage," Available: arXiv:1004.4663v1 [cs.IT]
- [10] V. R. Cadambe, S. A. Jafar, H. Maleki, K. Ramchandran and C. Suh: "Asymptotic Interference Alignment for Optimal Repair of MDS codes in Distributed Data Storage," Available: http://www.mit.edu/~viveck/resources/Research/asymptotic_storage.pdf
- [11] V. R. Cadambe, C. Huang, J. Li, "Permutation Code: Optimal Exact-Repair of a Single Failed Node in MDS Code Based Distributed Storage Systems," in *Proc. IEEE International Symposium on Information Theory (ISIT)*, Saint Petersburg, August 2011, pp. 1225-1229.
- [12] V. R. Cadambe, C. Huang, S. A. Jafar, J. Li, "Optimal Repair of MDS Codes in Distributed Storage via Subspace Interference Alignment." Available: arXiv:1106.1250 [cs.IT]
- [13] I. Tamo, Z. Wang, J. Bruck "Zigzag Codes: MDS Array Codes with Optimal Rebuilding," IEEE Transactions on Information Theory, vol. 59, no. 3, pp. 1597-1616, March 2013.
- [14] D. S. Papailiopoulos, A. G. Dimakis, V. R. Cadambe, "Repair Optimal Erasure Codes through Hadamard Designs." Available: arXiv:1106.1634 [cs.IT]
- [15] G. M. Kamath, N. Prakash, V. Lalitha, P. V. Kumar, "Codes with Local Regeneration." Available: arXiv:1211.1932 [cs.IT]
- [16] C. Tian, "Rate Region of the (4,3,3) Exact-Repair Regenerating Codes," in *Proc. IEEE International Symposium on Information Theory (ISIT)*, Istanbul, July 2013, pp. 1426-1430.
- [17] C. Tian, V. Aggarwal, V. A. Vaishampayan, "Exact-Repair Regenerating Codes Via Layered Erasure Correction and Block Designs," in *Proc. IEEE International Symposium on Information Theory (ISIT)*, Istanbul, July 2013, pp. 1431-1435.