

Hiding a neutron star inside a wormhole

Vladimir Dzhunushaliev,^{1,2,3,4} * Vladimir Folomeev,^{2,3} † Burkhard Kleihaus,⁴ ‡ Jutta Kunz⁴ §

¹ *Department of Theoretical and Nuclear Physics,
Al-Farabi Kazakh National University, Almaty 050040, Kazakhstan*

² *Institute of Experimental and Theoretical Physics,
Al-Farabi Kazakh National University, Almaty 050040, Kazakhstan*

³ *Institute of Physicotechnical Problems and Material Science of the NAS of the Kyrgyz Republic,
265 a, Chui Street, Bishkek 720071, Kyrgyz Republic*

⁴ *Institut für Physik, Universität Oldenburg, Postfach 2503 D-26111 Oldenburg, Germany*

We consider neutron-star-plus-wormhole configurations supported by a massless ghost scalar field. The neutron fluid is modeled by an anisotropic equation of state. When the central energy density of the fluid is of comparable magnitude to the one of the scalar field, configurations with an equator at the center and a double throat arise. These double-throat wormholes can be either partially or completely filled by the neutron fluid. In the latter case, the passage of light – radiated by the neutron matter – through these wormholes is studied. A stability analysis indicates that all considered configurations are unstable with respect to linear perturbations, independent of whether the fluid is isotropic or anisotropic.

PACS numbers: 04.40.Dg, 04.40.-b, 97.10.Cv

I. INTRODUCTION

At the present time it is widely believed that the main contributions to the total energy density of the Universe come from dark energy (DE), dark matter (DM), and ordinary matter. Distributed homogeneously over all of space, DE contributes about 70% of the total energy density. Since DE possesses a large negative pressure, it drives the present accelerated expansion of the Universe. In turn, DM contributes about 25% of the total energy density. DM is gravitationally clustered in galaxies and galaxy clusters and responsible for the formation of the large-scale structure of the Universe. Finally, ordinary (baryonic) matter forms the visible matter and represents about 5% of the total energy density of the Universe.

The main feature of DE and DM is their extremely weak ability to participate in the electromagnetic interaction, which hampers considerably their direct observation. However, like ordinary matter, these two substances take part in the gravitational interaction, possibly leading to the creation of localized compact objects composed of these substances. Indeed various models of compact objects consisting of dark energy [1], of dark matter [2], or of interacting DE and DM [3] are considered in the literature.

The unusual physical properties of DE, which enable us to model the accelerated expansion of the present Universe, may lead to other interesting consequences as well. In particular, when considering compact objects composed of DE it is possible to obtain two essentially different types of systems – exhibiting either a trivial or a nontrivial topology of spacetime. The so-called dark energy stars [1], which are modeled by some form of matter possessing the properties of DE, belong to the first type.

For these configurations the strong energy condition is violated when the effective pressure p of such matter satisfies the inequality $p < -\varepsilon/3$, where ε is the effective energy density. When $p < -\varepsilon$, even the null energy condition is violated. The matter is then called exotic. The presence of exotic matter allows for compact configurations with a nontrivial wormholelike topology. In the simplest case such configurations can be supported by the so-called ghost (or phantom) scalar fields, which may be massless [4] or possess a potential energy [5]. (For further discussion of different aspects of phantom field wormholes see, e.g., Refs. [6–13], and a general overview on the subject of Lorentzian wormholes can be found in the book [14].) Ghost (or phantom) scalar fields also allow for “black universes,” i.e., black holes with an expanding universe inside the horizon [15–18].

Another possibility is to consider mixed configurations with nontrivial topology which consist both of ordinary and exotic matter. In Refs. [19–21] we have studied such mixed compact configurations, where a wormhole (supported by a ghost scalar field) is filled by neutron matter. The resulting neutron-star-plus-wormhole configurations then possess

* v.dzhunushaliev@gmail.com

† vfolomeev@mail.ru

‡ b.kleihaus@uni-oldenburg.de

§ jutta.kunz@uni-oldenburg.de

properties of wormholes and of ordinary stars. In particular, as discussed in Ref. [21], such systems have an important dimensionless parameter called B , which corresponds to the ratio of the neutron matter energy density to that of the scalar field at the center. In Ref. [21] we have considered configurations with $B \ll 1$ for the case of a quartic potential of the scalar field.

Here we study the case with $B \sim 1$ and show that this can lead to interesting consequences. In particular, we show that the neutron-star-plus-wormhole configuration need no longer possess a single throat located at the center. Instead, an equator may arise at the center with two throats formed away from the center, each associated with an asymptotically flat universe. The neutron matter may then fill the wormhole beyond both throats, or it may be completely confined within the space between the throats.

Let us here briefly comment on the terminology used in the following. Ordinary stars with trivial topology possess a true center, located at the point with radial coordinate $r = 0$. In contrast, for the configurations with nontrivial topology considered here, the value $r = 0$ does not describe a center in the usual sense. Indeed, at $r = 0$ the radius of a two-sphere does not vanish, but assumes a (local) nonzero extremum: a minimum in the case of a throat or a maximum in the case of an equator. Previously, in Refs. [20, 21] we employed the term “core” for the region around the throat. But since for the configurations considered here besides a throat also an equator may reside at $r = 0$, we will use the term “center” when referring to $r = 0$. The term center thus refers to the extremal surface, located symmetrically between the two asymptotically flat regions.

To construct the wormhole, we employ a massless ghost scalar field, and for the ordinary matter we take a neutron fluid with an anisotropic equation of state (EOS). Such an EOS assumes that massive stellar objects may have a radial pressure that is not equal to the tangential pressure at high densities of the neutron matter. There are several physical reasons for the appearance of an anisotropy (see Ref. [22] for some of them). Thus one should take into account the effects of an anisotropy, in particular, in modeling the solid cores of neutron stars [23]. In turn, the presence of an anisotropy of the fluid results in considerable changes of the characteristics of relativistic stars, as considered, for example, in Refs. [24–29]. Our goal here is to clarify the question of how the presence of an anisotropy of the fluid influences the properties of the mixed configurations under consideration, e.g., their masses and sizes, and their stability with respect to linear perturbations.

The paper is organized as follows. In Sec. II the statement of the problem is presented. Here we describe the matter components appearing in the system and write down the corresponding field equations. In Sec. III we construct explicit examples of regular static solutions describing neutron-star-plus-wormhole configurations. We evaluate their masses and sizes, consider the question of light passing through the wormhole, and estimate the tidal effects in the system. In Sec. IV a linear stability analysis is performed for these solutions. Finally, in Sec. V we summarize the results obtained.

II. STATEMENT OF THE PROBLEM

Here we consider a gravitating system consisting of a wormhole supported by a ghost scalar field φ and filled by ordinary matter in the form of a neutron fluid. For simplicity we consider a massless scalar field. We know that in the presence of a scalar field the effective pressure becomes anisotropic (see, e.g., Ref. [30] and references therein). Apart from this anisotropy associated with the scalar field, we here assume that the neutron matter also possesses an anisotropic pressure, where the radial and tangential components of the pressure are not equal to each other.

The Lagrangian of this system can be chosen as follows:

$$L = -\frac{c^4}{16\pi G}R + L_{\text{sf}} + L_{\text{fl}}, \quad (1)$$

with the curvature scalar R and Newton’s constant G , the Lagrangian of the ghost scalar field L_{sf} ,

$$L_{\text{sf}} = -\frac{1}{2}\partial_i\varphi\partial^i\varphi, \quad (2)$$

and the Lagrangian of the fluid L_{fl} . Both matter sources contribute to the right-hand side of the Einstein equations described below.

A. Anisotropic fluid

Since at the moment there exists no reliable theory modeling the anisotropy of a neutron fluid at high densities, here we employ one of the approaches of Refs. [25, 26]. In this case the energy-momentum tensor of the neutron

matter is chosen in the form

$$T_{i(\text{fl})}^k = (\varepsilon^* + p)u_i u^k - \delta_i^k p + \Theta_i^k. \quad (3)$$

Here ε^* , p , and u^i are the energy density, the pressure, and the four-velocity of the fluid, respectively, and Θ_i^k is a trace-free ‘‘shear-stress’’ tensor, that assumes $\Theta_\mu^\mu = 0$, and $p = 1/3 p_\mu^\mu$ (here the Latin indices run over $i, k, \dots = 0, 1, 2, 3$ and the Greek indices $\mu, \nu, \dots = 1, 2, 3$). Following Refs. [25, 26], we assume Θ_i^k to be diagonal, and $\Theta_0^0 + \varepsilon^* \equiv \varepsilon$ to be the total energy density of the fluid. Also, we assume that Θ_ν^ν has only one independent component $\Theta_1^1 = \alpha p$, while the other two components can be expressed in terms of Θ_1^1 , $\Theta_2^2 = \Theta_3^3 = -(\alpha/2)p$ [25, 26]. In general, α can be a function of the matter variables and of the coordinates, $\alpha = \alpha(\varepsilon, x^i)$.

With this ansatz, we have the following components of the fluid energy-momentum tensor:

$$T_{0(\text{fl})}^0 = \varepsilon, \quad T_{1(\text{fl})}^1 = -p_r, \quad T_{2(\text{fl})}^2 = T_{3(\text{fl})}^3 = -p_t, \quad (4)$$

where the radial and the tangential components of the pressure are

$$p_r = (1 - \alpha)p, \quad p_t = (1 + \alpha/2)p. \quad (5)$$

(These expressions show that one must choose $-2 < \alpha < 1$ in order to have a positive fluid pressure.) With these expressions one can eliminate p , which yields the following relation between the pressure components:

$$p_t = (1 + \beta)p_r, \quad \beta = \frac{3}{2} \frac{\alpha}{1 - \alpha}. \quad (6)$$

Thus β (or equivalently α) is the parameter determining the anisotropy of the fluid (i.e., the anisotropy parameter).

The energy density ε and the pressure p appearing in the expressions (4) and (5) are related by an equation of state that is determined by the physical properties of the specific matter considered and by the physical conditions under which it is employed. Since we here consider essentially relativistic objects, it is natural to assume that the matter filling the wormholes should also be relativistic. Thus we choose relativistic neutron matter for this kind of matter. In much of the literature such matter is described by more or less conventional equations of state, reflecting its general properties at high densities and pressures. Various forms of such equations of state can be found, for instance, in Refs. [31–34].

For our purpose, we restrict ourselves to a simplified variant of the EOS, where a more or less realistic neutron matter EOS is approximated in the form of a polytropic EOS. This EOS can be taken in the following form:

$$p = K \rho_b^{1+1/n}, \quad \varepsilon = \rho_b c^2 + np, \quad (7)$$

with the constant $K = kc^2(n_b^{(ch)} m_b)^{1-\gamma}$, the polytropic index $n = 1/(\gamma - 1)$, and $\rho_b = n_b m_b$ denotes the rest-mass density of the neutron fluid. Here n_b is the baryon number density, $n_b^{(ch)}$ is a characteristic value of n_b , m_b is the baryon mass, and k and γ are parameters whose values depend on the properties of the neutron matter.

As in our previous works concerning mixed star-plus-wormhole systems [20, 21], we here, for simplicity, take only one set of parameters for the neutron fluid. Namely, we choose $m_b = 1.66 \times 10^{-24}$ g, $n_b^{(ch)} = 0.1 \text{ fm}^{-3}$, $k = 0.1$, and $\gamma = 2$ [35]. These parameters correspond to a gas of baryons interacting via a vector-meson field, as described by Zel’dovich [36, 37]. We employ these values for the parameters in the numerical calculations of Sec. III.

B. Field equations

For spherically symmetric systems, the metric can be taken in the general form [38]

$$ds^2 = e^\nu (dx^0)^2 - e^\lambda dr^2 - e^\mu d\Omega^2, \quad (8)$$

where ν , λ , and μ are functions of the radial coordinate r and the time coordinate $x^0 = ct$, and $d\Omega^2$ is the metric on the unit two-sphere. We will use this metric below when considering the question of linear stability in Sec. IV.

For the construction of equilibrium neutron-star-plus-wormhole configurations it is convenient to use polar Gaussian coordinates. The metric then reads

$$ds^2 = e^\nu (dx^0)^2 - dr^2 - e^\mu d\Omega^2, \quad (9)$$

where now ν and μ are functions of r only. Introducing the new function R defined by $e^\mu = R^2$ and taking into account the components of the energy-momentum tensor of the fluid (4) and (5), the $\binom{0}{0}$, $\binom{1}{1}$, and $\binom{2}{2}$ components of the Einstein equations with the metric (9) take the form

$$-\left[2\frac{R''}{R} + \left(\frac{R'}{R}\right)^2\right] + \frac{1}{R^2} = \frac{8\pi G}{c^4}T_0^0 = \frac{8\pi G}{c^4}\left[\varepsilon - \frac{1}{2}\varphi'^2\right], \quad (10)$$

$$-\frac{R'}{R}\left(\frac{R'}{R} + \nu'\right) + \frac{1}{R^2} = \frac{8\pi G}{c^4}T_1^1 = \frac{8\pi G}{c^4}\left[-(1-\alpha)p + \frac{1}{2}\varphi'^2\right], \quad (11)$$

$$\frac{R''}{R} + \frac{1}{2}\frac{R'}{R}\nu' + \frac{1}{2}\nu'' + \frac{1}{4}\nu'^2 = -\frac{8\pi G}{c^4}T_2^2 = \frac{8\pi G}{c^4}\left[\left(1 + \frac{\alpha}{2}\right)p + \frac{1}{2}\varphi'^2\right], \quad (12)$$

where the prime denotes differentiation with respect to r . Here the corresponding components of the scalar field energy-momentum tensor have been obtained by varying the Lagrangian (2) with respect to the metric.

The field equation for the scalar field is obtained by varying the Lagrangian (2) with respect to φ :

$$\frac{1}{\sqrt{-g}}\frac{\partial}{\partial x^\mu}\left[\sqrt{-g}g^{\mu\nu}\frac{\partial\varphi}{\partial x^\nu}\right] = 0. \quad (13)$$

Using the metric (9), this equation is integrated to give

$$\varphi'^2 = \frac{D^2}{R^4}e^{-\nu}, \quad (14)$$

where D is an integration constant.

Because of the conservation of energy and momentum, $T_{i;k}^k = 0$, not all of the Einstein field equations are independent. Taking the $i = 1$ component of the conservation equations gives

$$\frac{dT_1^1}{dr} + \frac{1}{2}(T_1^1 - T_0^0)\nu' + 2\frac{R'}{R}\left[T_1^1 - \frac{1}{2}(T_2^2 + T_3^3)\right] = 0. \quad (15)$$

Taking into account the expressions for the components T_0^0 , T_1^1 , and $T_2^2 = T_3^3$ [see the right-hand sides of Eqs. (10)-(12)], and also Eq. (14), we obtain from Eq. (15)

$$(1-\alpha)\frac{dp}{dr} + \frac{1}{2}[\varepsilon + (1-\alpha)p]\frac{d\nu}{dr} - 3\alpha\frac{R'}{R}p = 0. \quad (16)$$

Thus we have four unknown functions – R , ν , p , and φ – for which there are five equations, (10)-(12), (14), and (16), only four of which are independent.

For the numerical calculations it is convenient to rewrite these equations in terms of dimensionless variables. For the case considered here the massless scalar field φ can be taken, without loss of generality, equal to zero at the center of the configuration, i.e., at $r = 0$, while its derivative at $r = 0$ is nonzero. The potential of the scalar field can be expanded in the neighborhood of the center as

$$\varphi \approx \varphi_1 r + \frac{1}{6}\varphi_3 r^3,$$

where φ_1 is the derivative at the center, the square of which corresponds to the “kinetic” energy of the scalar field. Then it is convenient to use new dimensionless variables expressed in units of φ_1 . Namely, introducing

$$\xi = \frac{r}{L}, \quad \Sigma = \frac{R}{L}, \quad \phi(\xi) = \frac{\sqrt{8\pi G}}{c^2}\varphi(r), \quad \text{where } L = \frac{c^2}{\sqrt{8\pi G}\varphi_1}, \quad (17)$$

and using the new reparametrization of the fluid density [37],

$$\rho_b = \rho_{bc}\theta^n, \quad (18)$$

where ρ_{bc} is the density of the neutron fluid at the center of the configuration, we rewrite Eqs. (10)-(12), (14), and (16) in the dimensionless form

$$-\left[2\frac{\Sigma''}{\Sigma} + \left(\frac{\Sigma'}{\Sigma}\right)^2\right] + \frac{1}{\Sigma^2} = B(1 + \sigma n \theta) \theta^n - \frac{1}{2} \phi'^2, \quad (19)$$

$$-\frac{\Sigma'}{\Sigma} \left(\frac{\Sigma'}{\Sigma} + \nu'\right) + \frac{1}{\Sigma^2} = -B\sigma(1 - \alpha) \theta^{n+1} + \frac{1}{2} \phi'^2, \quad (20)$$

$$\frac{\Sigma''}{\Sigma} + \frac{1}{2} \frac{\Sigma'}{\Sigma} \nu' + \frac{1}{2} \nu'' + \frac{1}{4} \nu'^2 = B\sigma \left(1 + \frac{\alpha}{2}\right) \theta^{n+1} + \frac{1}{2} \phi'^2, \quad (21)$$

$$\phi'^2 = \frac{e^{\nu_c - \nu}}{(\Sigma/\Sigma_c)^4}, \quad (22)$$

$$\sigma(n+1)(1-\alpha)\theta' + \frac{1}{2}[1 + \sigma(n+1-\alpha)\theta]\nu' - 3\alpha\sigma\theta\frac{\Sigma'}{\Sigma} = 0. \quad (23)$$

Here $B = (\rho_{bc}c^2)/\varphi_1^2$ is the dimensionless ratio of the fluid energy density to that of the scalar field at the center; Σ_c and ν_c are the central values of the corresponding functions [see Eq. (25)]; the integration constant from (14) is chosen as $D^2 = (c^4/8\pi G\varphi_1)^2 \Sigma_c^4 e^{\nu_c}$ to provide $\phi' = 1$ at the center; $\sigma = K\rho_{bc}^{1/n}/c^2 = p_c/(\rho_{bc}c^2)$ is a constant, related to the pressure p_c of the fluid at the center. The values of the fluid parameters appearing here are taken from the end of Sec. II A.

C. Boundary conditions

We here consider neutron-star-plus-wormhole configurations that are asymptotically flat and symmetric under $\xi \rightarrow -\xi$. The metric function $\Sigma(\xi)$ may be considered as a dimensionless circumferential radial coordinate. Asymptotic flatness requires that $\Sigma(\xi) \rightarrow |\xi|$ for large $|\xi|$. Because of the assumed symmetry of the configurations, the center of the configurations at $\xi = 0$ should correspond to an extremum of $\Sigma(\xi)$, i.e., $\Sigma'(0) = 0$. If $\Sigma(\xi)$ has a minimum at $\xi = 0$, then $\xi = 0$ corresponds to the throat of the wormhole. If, on the other hand, $\Sigma(\xi)$ has a local maximum at $\xi = 0$, then $\xi = 0$ corresponds to an equator. In that case, the wormhole will have a double throat surrounding a belly (see, e.g., Refs. [39, 40]).

Expanding the metric function Σ in the neighborhood of the center

$$\Sigma \approx \Sigma_c + 1/2 \Sigma_2 \xi^2$$

and using Eqs. (19) and (20), we find the relations

$$\Sigma_c = \frac{1}{\sqrt{1/2 - B\sigma(1-\alpha)}}, \quad \Sigma_2 = \frac{\Sigma_c}{2} \left\{ 1 - B[1 + \sigma(n+1-\alpha)] \right\}. \quad (24)$$

Thus the sign of the expansion coefficient Σ_2 determines whether the configurations possess a single throat at the center or an equator surrounded by a double throat.

Equations (19)-(23) are solved for given parameters of the fluid σ , n , and B , subject to the boundary conditions at the center of the configuration $\xi = 0$,

$$\theta(0) = 1, \quad \Sigma(0) = \Sigma_c, \quad \Sigma'(0) = 0, \quad \nu(0) = \nu_c, \quad \phi(0) = 0, \quad \phi'(0) = 1. \quad (25)$$

Note here that, using (17), we can express the dimensional value of the derivative φ_1 as follows:

$$\varphi_1^2 = \frac{c^4}{8\pi G} \frac{1}{L^2}.$$

Thus the dimensional ‘‘kinetic’’ energy of the scalar field depends only on the value of the characteristic length L , which can be chosen arbitrarily subject to some physically reasonable assumptions. Substituting this φ_1^2 into the expression for B [see Eq. (23) below], we find

$$B = 8\pi G \rho_{bc} (L/c)^2.$$

It is seen from the above expressions for φ_1^2 and B that by fixing L , one automatically determines the value of φ_1^2 . But the value of B can still change depending on the central value of the fluid density ρ_{bc} . Therefore one can consider B as a parameter describing the ratio of the fluid energy density at the center to the energy density of the scalar field at the center.

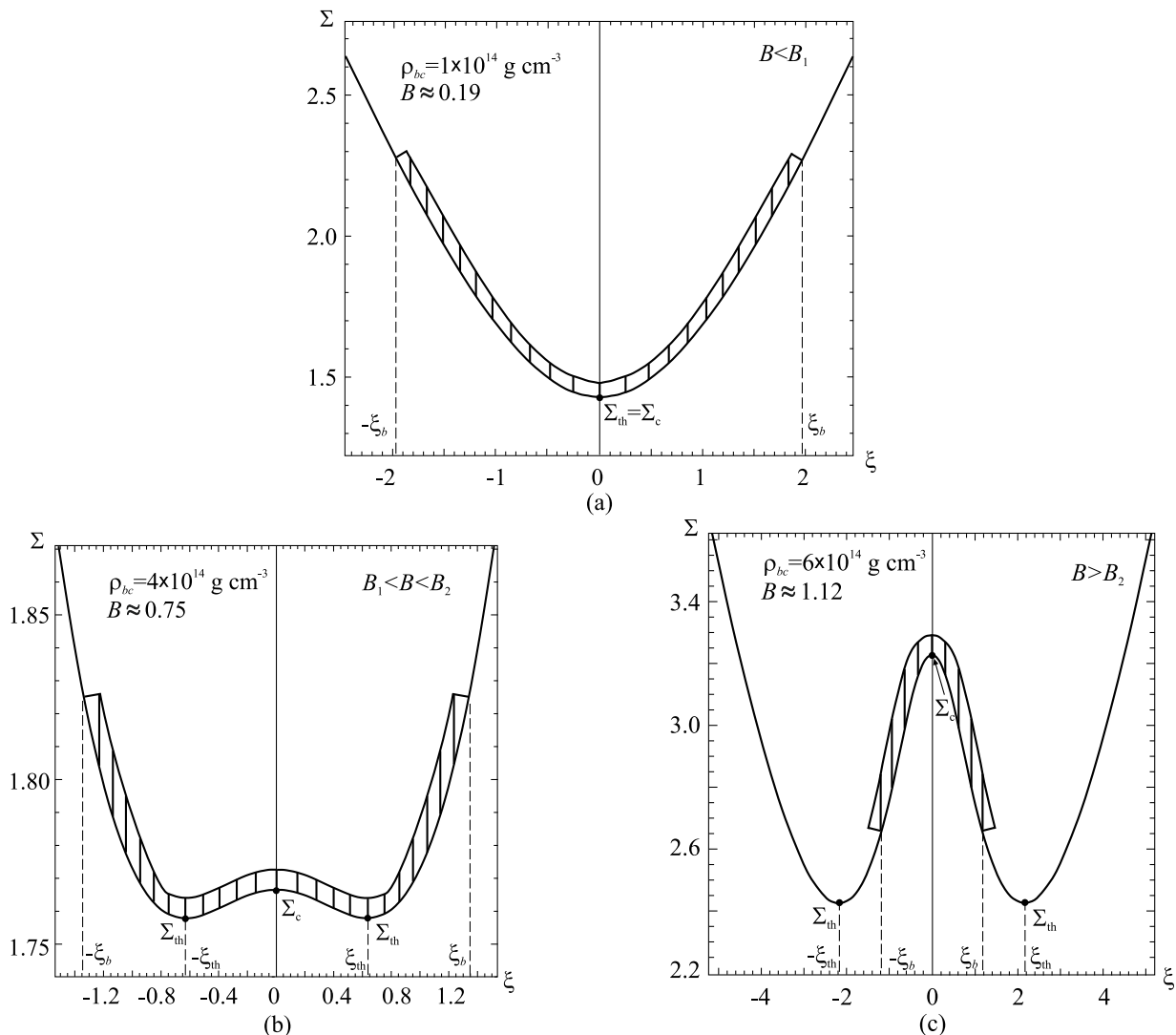


FIG. 1: Examples of positions of the throat(s) Σ_{th} depending on the value of the parameter B (or equivalently ρ_{bc}). The shaded areas represent the regions where the fluid is present. Here ξ_{th} and ξ_b correspond to the positions of the throat(s) and the boundary of the fluid, respectively. For all plots, the characteristic size L is taken as 10 km, and the value of the anisotropy parameter α is taken to be zero.

III. NUMERICAL RESULTS

In Ref. [21] we studied mixed neutron-star-plus-wormhole systems supported by a ghost scalar field with a quartic potential, restricting our investigations to small values of B , $B \lesssim 0.1$. Here our aim is to study such mixed configurations, in particular, also for large values of B . Moreover, we here study the effect of anisotropy.

We solve the system of equations (19)-(23) numerically using the boundary conditions (24) and (25). In doing so, the configurations under consideration can be subdivided into two regions: (i) the internal one, where both the scalar field and the fluid are present; (ii) the external one, where only the scalar field is present. Correspondingly, the solutions in the external region are obtained by using Eqs. (19)-(22), in which θ is set to zero.

The internal solutions must be matched with the external ones at the boundary of the fluid, $\xi = \xi_b$, by equating the corresponding values of the functions ϕ , Σ , ν and their derivatives. The boundary of the fluid ξ_b is defined by $p(\xi_b) = 0$. Knowledge of the asymptotic solutions in turn allows one to determine the value of the integration constant ν_c at the center, proceeding from the requirement of asymptotic flatness of the external solutions.

Even without solving the equations, we see already from (24) that there exists a critical value of B , B_{crit} , at which $\Sigma_c \rightarrow \infty$. Physical solutions exist only for $B < B_{\text{crit}}$. In fact, we find three possible types of solutions:

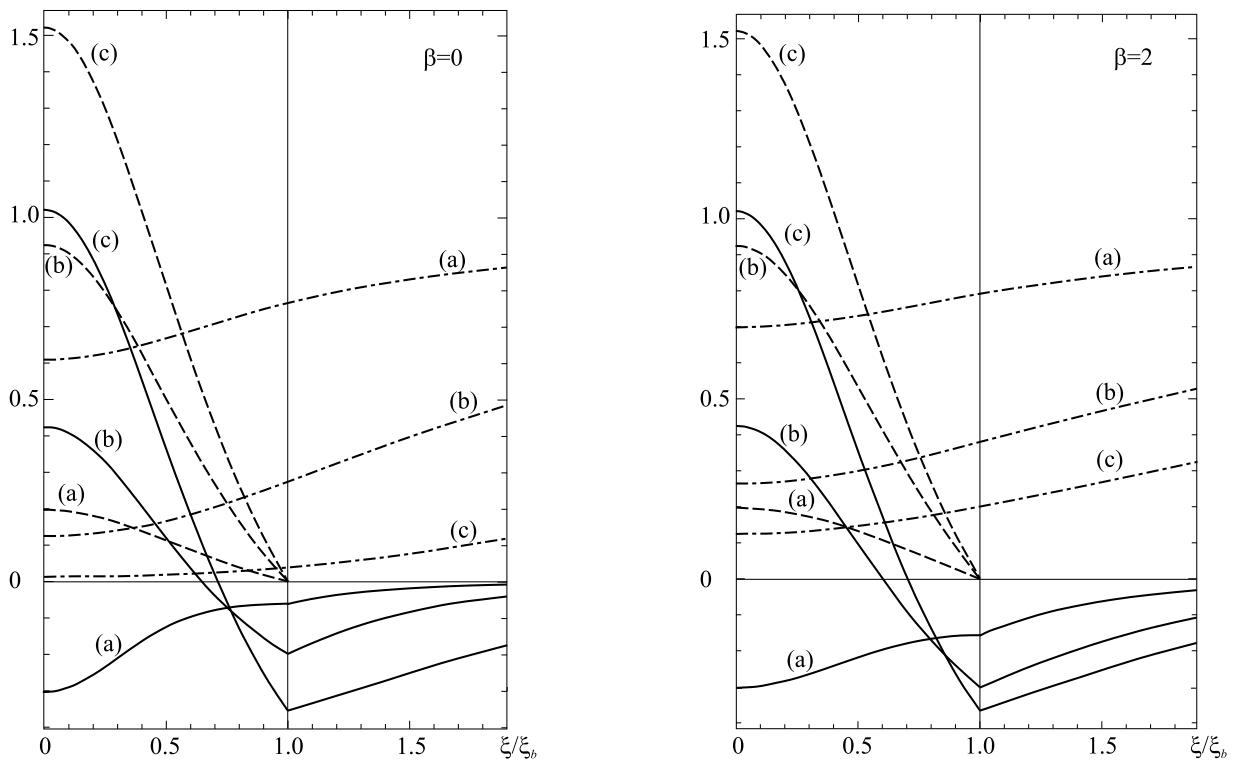


FIG. 2: The metric function $g_{tt} = e^\nu$ (dashed-dotted lines), the total energy density T_0^0 (solid lines) from the right-hand side of Eq. (19) (in units of φ_1^2), and the fluid energy density $B(1 + \sigma n \theta)^n$ (dashed lines) are shown as functions of the relative radius ξ/ξ_b for the isotropic fluid with $\beta = 0$ (left panel) and for the anisotropic fluid with $\beta = 2$ (right panel). Since the solutions are symmetric with respect to $\xi = 0$, the graphs are shown only for $\xi > 0$. The curves marked by (a), (b), and (c) are obtained with the values of the parameter B from Figs. 1(a), 1(b), and 1(c), respectively. The thin vertical lines correspond to the boundary of the fluid. For all plots, the characteristic size L is taken as 10 km. Asymptotically, as $\xi \rightarrow \pm\infty$, the spacetime is flat with $\Sigma \rightarrow |\xi|$ and $e^\nu \rightarrow 1$ from below.

- (1) For small values of B , where $\Sigma_2 > 0$, there is a single throat, located at the center of the configuration. Its size is $\Sigma_{\text{th}} = \Sigma_c$ [see Fig. 1(a)].
- (2) For increasing values of B a particular value $B_1 < B_{\text{crit}}$ is encountered, where Σ_2 changes sign. For $B > B_1$ the center of the configuration no longer represents a throat but instead corresponds to an equator. On each side of the equator a minimal area surface and thus a throat is located, i.e., $\Sigma_{\text{th}} < \Sigma_c$. The resulting configurations represent double-throat systems, where the throats are still filled by the fluid; see Fig. 1(b).
- (3) Finally, for still larger values of B there exists another special value B_2 , that lies in the range $B_1 < B_2 < B_{\text{crit}}$, where the fluid just reaches up to the throats. For $B > B_2$ the throats are then located beyond the fluid, i.e., the fluid is completely hidden in the belly region between the throats [see Fig. 1(c)].

We exhibit several examples for neutron-star-plus-wormhole solutions in Fig. 2. In particular, we show the metric function $g_{tt} = e^\nu$, the total energy density T_0^0 , and the fluid energy density $B(1 + \sigma n \theta)^n$ versus the relative radius ξ/ξ_b . The values of the parameter B are taken from Figs. 1(a)–1(c), respectively, both for an isotropic fluid ($\beta = 0$) and an anisotropic fluid ($\beta = 2$).

As seen in the figure, the graphs of the total energy density exhibit a characteristic kink at the boundary of the fluid $\xi = \xi_b$. This is because the energy density of the fluid is equal to zero at that point, whereas its derivative differs from zero. This feature is typical for polytropic fluids. Beyond the fluid, there exists the scalar field “tail” whose energy density goes to zero as $\xi \rightarrow \infty$. Correspondingly, the spacetime becomes asymptotically flat with $g_{tt} \rightarrow 1$.

The positions of the throat ξ_{th} and of the boundary of the fluid ξ_b shown in Fig. 1 correspond to the three selected values of B (or equivalently ρ_{bc}). In Fig. 3 the behavior of these characteristic physical quantities is shown as a function of B . The numerical calculations indicate that for the values of the fluid parameters and of the anisotropy parameter β used here, the central value $\Sigma_c \rightarrow \infty$ as $B \rightarrow B_{\text{crit}}$, but the size of the throat Σ_{th} , and correspondingly the mass of the throat, remain finite. In order to understand why this happens, let us consider the masses associated with the various components appearing in the system.

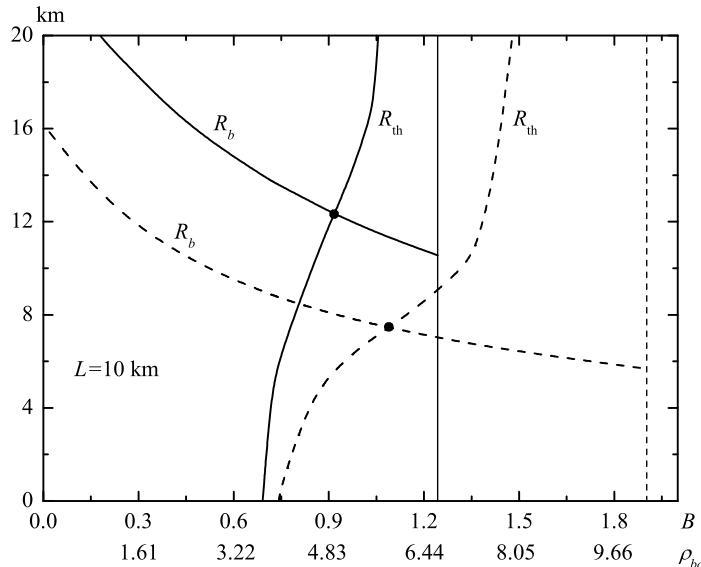


FIG. 3: The positions of the throat $R_{\text{th}} = L\xi_{\text{th}}$ and of the boundary of the fluid $R_b = L\xi_b$ (both in kilometers) for the anisotropy parameter $\beta = 0$ (solid lines) and $\beta = 2$ (dashed lines). The thin vertical lines correspond to $B = B_{\text{crit}}$ at which $\Sigma_c \rightarrow \infty$. Above the points of intersection of the curves R_{th} and R_b (shown by the bold dots), the throats are located beyond the fluid.

A. Masses

Following Visser [14], we define the total mass M of the configuration in terms of an integral at spatial infinity, representing the Arnowitt-Deser-Misner mass. Thus M corresponds to the asymptotic mass as measured by an observer in one of the asymptotically flat regions. Since we here consider symmetric wormholes, in both asymptotically flat regions the same value for the mass is found. In the following, we therefore consider only the region $r \geq 0$ in detail, keeping in mind that the region $r \leq 0$ has identical properties.

For the spherically symmetric metric (9), we consider a volume enclosed by a sphere with circumferential radius R_c , corresponding to the center of the configuration, and another sphere with circumferential radius $R > R_c$. The mass $m(r)$ associated with this volume can then be defined as follows:

$$m(r) = \frac{c^2}{2G}R_c + \frac{4\pi}{c^2} \int_{R_c}^r T_0^0 R^2 dR. \quad (26)$$

When $B < B_1$, the circumferential radius R_c corresponds to the radius of the wormhole throat defined by $R_c = \min\{R(r)\}$. However, when $B_1 < B < B_{\text{crit}}$, as mentioned above, R_c correspond to an equator, while the two throats are located symmetrically away from the center.

In the dimensionless variables of Eqs. (17) and (18) the expression (26) takes the form

$$m(\xi) = M^* \left\{ \Sigma_c + \int_0^\xi \left[B(1 + \sigma n \theta) \theta^n - \frac{1}{2} \phi'^2 \right] \Sigma^2 \frac{d\Sigma}{d\xi'} d\xi' \right\}, \quad (27)$$

where the coefficient M^* in front of the curly brackets has the dimension of mass

$$M^* = \frac{c^3}{2} \sqrt{\frac{B}{8\pi G^3 \rho_{bc}}}.$$

Note that the total mass M is then obtained by taking the upper limit of the integral to infinity, since the energy density of the scalar field becomes equal to zero only asymptotically, as $\Sigma \rightarrow \infty$. Note also that in evaluating the above integral it is necessary to perform the calculations in the internal and external regions separately.

While the asymptotic value $M = \lim_{\xi \rightarrow \infty} m(\xi)$ corresponds to the total mass of the configuration, we would now like to subdivide this expression into the following four dimensionless components:

$$M = M^* (\mathcal{M}_c + \mathcal{M}_{\text{fl}} + \mathcal{M}_{\text{sflint}} + \mathcal{M}_{\text{sfeft}}), \quad (28)$$

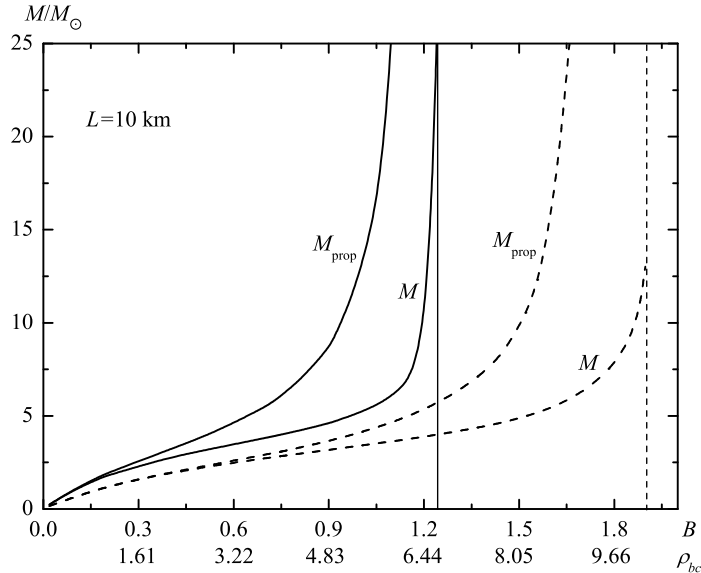


FIG. 4: The total mass of the configuration M and the proper mass of the neutron matter M_{prop} (both in solar mass units) for the anisotropy parameter $\beta = 0$ (solid lines) and $\beta = 2$ (dashed lines). The thin vertical lines correspond to $B = B_{\text{crit}}$.

where we associate

$$\mathcal{M}_c = \Sigma_c$$

with the boundary at the circumferential radius of the center of the configuration Σ_c . Further, we associate

$$\mathcal{M}_{\text{fl}} = \int_0^{\xi_b} B(1 + \sigma n \theta) \theta^n \Sigma^2 \frac{d\Sigma}{d\xi'} d\xi'$$

with the mass of the fluid,

$$\mathcal{M}_{\text{sflint}} = -\frac{1}{2} \int_0^{\xi_b} \phi'^2 \Sigma^2 \frac{d\Sigma}{d\xi'} d\xi'$$

with the internal part of the mass of the scalar field, and

$$\mathcal{M}_{\text{sflxt}} = -\frac{1}{2} \int_{\xi_b}^{\infty} \phi'^2 \Sigma^2 \frac{d\Sigma}{d\xi'} d\xi'$$

with the external part of the mass of the scalar field.

For $B < B_1$, the throat is located at the center, and its mass is $\mathcal{M}_{\text{th}} = \mathcal{M}_c$. In this case, since $d\Sigma/d\xi > 0$, the expression for \mathcal{M}_{fl} is positive, and it may be interpreted as the total mass of the fluid. However, for $B > B_1$, we obtain $d\Sigma/d\xi < 0$ either in a part of the interval $0 < \xi < \xi_b$ where the neutron matter is located, or even in the full interval $0 < \xi < \xi_b$. Consequently, we here obtain either a negative contribution to the integral for \mathcal{M}_{fl} , or even a negative value for the full integral. It is clear that in this case the interpretation of \mathcal{M}_{fl} as the total mass of the fluid is problematic. However, the expression for the total mass of the system (28) does give the correct value.

For this reason, it is interesting to consider the proper mass M_{prop} of the neutron matter:

$$M_{\text{prop}} \equiv m_b N = 4\pi \int_0^{r_b} \rho_b R^2 dr = 4\pi \rho_{bc} L^3 \int_0^{\xi_b} \theta^n \Sigma^2 d\xi. \quad (29)$$

M_{prop} is equal to the mass which the baryons of the star would possess altogether, if they were dispersed throughout a volume so large that all types of interactions between them could be neglected. Evaluating the expression (29) for the proper mass, we find the number of neutrons N in the system.

We exhibit the total mass M (28) and the proper mass of the neutron matter M_{prop} (29) versus the parameter B in Fig. 4. It is seen from this figure that the total mass M remains finite, when $B \rightarrow B_{\text{crit}}$. On the other hand, the

values of Σ_c and thus \mathcal{M}_c diverge, when $B \rightarrow B_{\text{crit}}$. Clearly, this divergence must be canceled by another diverging term to yield the observed finite total mass.

Let us introduce the mass of the throat for these configurations:

$$\mathcal{M}_{\text{th}} = \mathcal{M}_c + \mathcal{M}_{\text{fl}}^{\text{neg}} + \mathcal{M}_{\text{sfint}}^{\text{neg}} + \mathcal{M}_{\text{sfext}}^{\text{neg}}.$$

Here the expressions for the masses with the index ‘‘neg’’ refer to the values of the corresponding mass integrals with negative derivative $d\Sigma/d\xi$. Thus these integrals are evaluated inside the belly region up to the throat.

When $B \rightarrow B_{\text{crit}}$ the integrals $\mathcal{M}_{\text{sfint}}^{\text{neg}}$ and $\mathcal{M}_{\text{sfext}}^{\text{neg}}$ also diverge to plus infinity, and even much stronger than \mathcal{M}_c . However, at the same time the integral $\mathcal{M}_{\text{fl}}^{\text{neg}}$ diverges very strongly to minus infinity. Indeed, $\mathcal{M}_{\text{fl}}^{\text{neg}}$ cancels precisely the divergence of \mathcal{M}_c , $\mathcal{M}_{\text{sfint}}^{\text{neg}}$, and $\mathcal{M}_{\text{sfext}}^{\text{neg}}$, to yield a finite value of the mass of the throat \mathcal{M}_{th} .

The divergence of $\mathcal{M}_{\text{fl}}^{\text{neg}}$ in turn is accompanied by a divergence of the proper mass of the neutron matter, $M_{\text{prop}} \rightarrow \infty$, and correspondingly by a growth of the number of neutrons $N \rightarrow \infty$. Thus configurations with B close to B_{crit} must contain a huge number of particles. Since for $B_2 < B < B_{\text{crit}}$ the neutron matter is located completely in the belly region inside the throats, any light radiated from the star should pass through the throats. The lensing effects arising in this case are considered in the next subsection.

B. Light passing through the throat

We now consider the case $B > B_2$, where the two throats are located outside the fluid [see Fig. 1(c)]. Thus the neutron matter (the star) is located in the belly region between the two throats, and any light radiated by the fluid should pass through the throats to escape to a distant observer. We would now like to know the intensity distribution of such radiation.

Following Refs. [41–43], we consider light passing through the throat in the equatorial plane, i.e., in the plane $\theta = \pi/2$ (not to be confused with the fluid density). In our case the source of the radiation is the surface of the neutron star located at $\pm\xi_b$ inside the throats, which themselves are located at $\pm\xi_{\text{th}}$; see Fig. 1(c).

The path of a light ray in the spherically symmetric gravitational field described by the metric (8) is determined by the geodesic equation obtained from the Lagrangian

$$-2\mathcal{L} = e^\nu c^2 \dot{t}^2 - \dot{r}^2 - R^2 (\dot{\theta}^2 + \sin^2 \theta \dot{\varphi}^2) = 0, \quad (30)$$

where for geodesics in the equatorial plane $\theta = \pi/2$ and the dot denotes the derivative with respect to an affine parameter. The cyclic coordinates t and φ (not to be confused with φ used earlier for the scalar field) yield the conserved energy and the conserved angular momentum, proportional to $\bar{E} = e^\nu c^2 \dot{t}$ and $\bar{\Phi} = R^2 \dot{\varphi}$, respectively. Insertion of these constants of motion into Eq. (30) leads to the radial equation

$$\dot{r}^2 = \frac{\bar{E}^2}{c^2 e^\nu} - \frac{\bar{\Phi}^2}{R^2}. \quad (31)$$

From $\dot{\varphi}$ and \dot{r} we now obtain the dependence of the angle φ on the radial coordinate r :

$$\frac{d\varphi}{dr} = \frac{\bar{\Phi}}{R^2 \sqrt{\frac{\bar{E}^2}{c^2 e^\nu} - \frac{\bar{\Phi}^2}{R^2}}}. \quad (32)$$

Introducing the impact parameter $b = c\bar{\Phi}/\bar{E} = c\bar{\Phi}/\bar{E}$ and changing to dimensionless variables, we obtain for the deflection angle of a photon emitted from the surface of the star

$$\delta\varphi = \int_{\xi_b}^{\infty} \frac{h}{\Sigma^2 \sqrt{e^{-\nu} - h^2/\Sigma^2}} d\xi, \quad (33)$$

where $h = b/L$ is the dimensionless impact parameter.

Next, following Refs. [42, 43], we determine the change in the total intensity of the light from different directions I_{tot} as a function of the impact parameter:

$$\frac{dI_{\text{tot}}}{dh} \equiv I_h(h) = \frac{dI_{\text{tot}}}{d\delta\varphi} \frac{d\delta\varphi}{dh} = \text{const} \frac{d\delta\varphi}{dh},$$

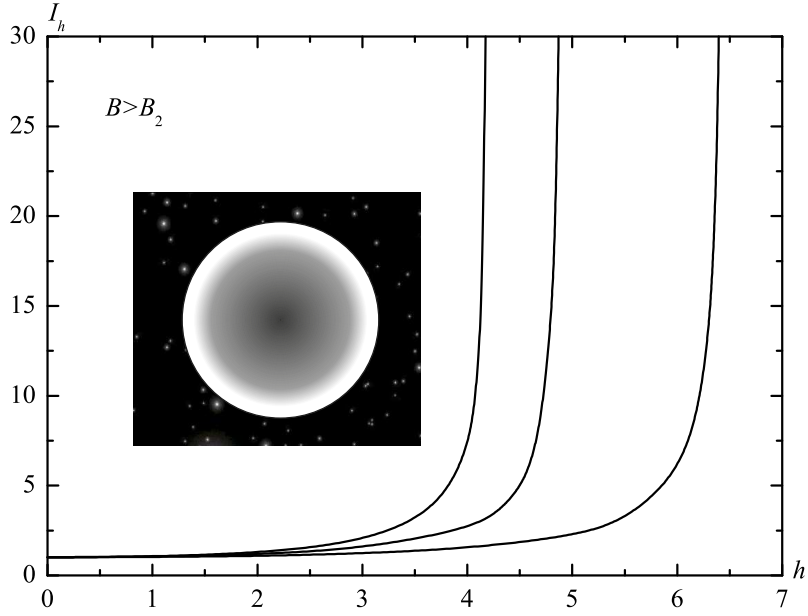


FIG. 5: The distribution of the intensity $I_h(h)$ (normalized to the corresponding intensity at $h = 0$) of the light passing through the throat versus the impact parameter h . The curves with $B \approx 1.02$ ($\rho_{bc} = 5.5 \times 10^{14} \text{ g cm}^{-3}$), $B \approx 1.12$ ($\rho_{bc} = 6 \times 10^{14} \text{ g cm}^{-3}$), and $B \approx 1.21$ ($\rho_{bc} = 6.5 \times 10^{14} \text{ g cm}^{-3}$) are shown from left to right. The anisotropy parameter is chosen as $\beta = 0$. The inset shows how a distant observer would see such a configuration.

where the intensity density per unit angle $I_{\delta\varphi} \equiv dI_{\text{tot}}/d\delta\varphi$ is taken to be constant, since the intensity is assumed to be isotropic. Using Eq. (33), we find

$$I_h(h) = \text{const} \int_{\xi_b}^{\infty} \frac{d\xi}{\Sigma^2 e^\nu (e^{-\nu} - h^2/\Sigma^2)^{3/2}}. \quad (34)$$

A distant observer will see light from the neutron star, whose intensity has a minimum at zero impact parameter and a maximum for a value of the impact parameter h_{max} , that is determined by the vanishing of the radicand in Eq. (33). Like all other characteristics of the neutron-star-plus-wormhole configurations, the value of h_{max} depends ultimately on the value of the parameter B . Figure 5 shows the distributions of the intensity as obtained from Eq. (34) for different values of $B > B_2$.

The numerical calculations indicate that, as B (and hence the central density of the fluid) increases, the size of the throat increases, which implies a growing impact parameter h_{max} . The presence of such an effect in gravitational lensing is visible to a distant observer, who will see a radiating object in the form of a ring of light with sharp external boundaries and diffuse internal boundaries (see Fig. 5, and also Fig. 3 in Ref. [43]).

C. Tidal accelerations

Let us now address the tidal accelerations in the gravitational field of the neutron-star-plus-wormhole configurations. Any two separate points of a body embedded in an inhomogeneous gravitational field are subject to slightly different accelerations. This results in the appearance of a tidal force. We here estimate the tidal accelerations for the neutron-star-plus-wormhole configurations.

Following Ref. [14], we consider the radial and transverse components of the tidal acceleration, which in the metric (9) are given by

$$\frac{1}{c^2}(\Delta a)_{\parallel} = R_{\hat{0}\hat{i}\hat{0}\hat{i}}(\Delta x)_{\parallel} = -\frac{1}{2} \left(\nu'' + \frac{1}{2}\nu'^2 \right) (\Delta x)_{\parallel}, \quad (35)$$

$$\frac{1}{c^2}(\Delta a)_{\perp} = \frac{1}{1 - (v/c)^2} [R_{\hat{2}\hat{0}\hat{2}\hat{0}} + (v/c)^2 R_{\hat{2}\hat{i}\hat{2}\hat{i}}] (\Delta x)_{\perp} = \frac{1}{1 - (v/c)^2} \left[-\frac{1}{2}\nu' \frac{R'}{R} + (v/c)^2 \frac{R''}{R} \right] (\Delta x)_{\perp} \quad (36)$$

[see Eqs. (13.4) and (13.6) of Ref. [14], here rewritten with our signature of the metric]. The hats on the indices of the Riemann tensor indicate the use of an orthonormal frame; $(\Delta x)_{\parallel}$ and $(\Delta x)_{\perp}$ correspond to distances between two

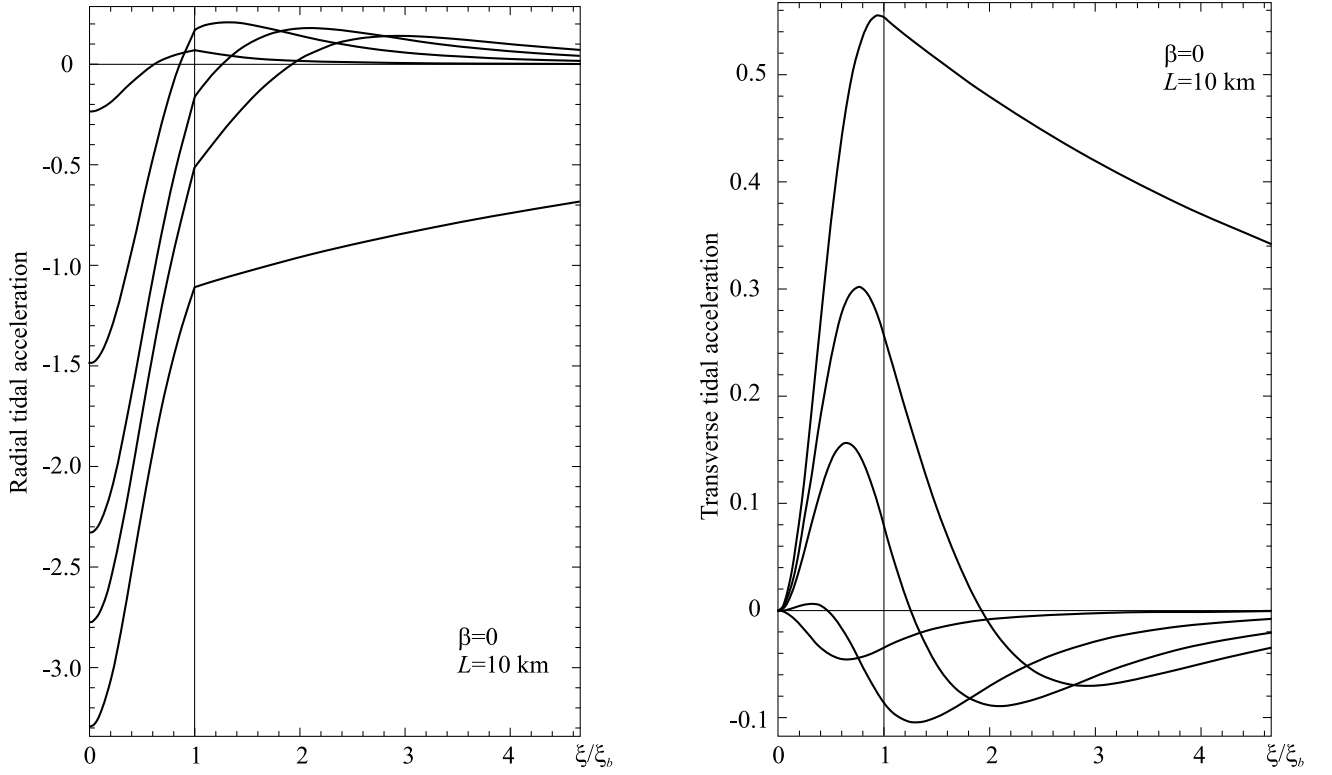


FIG. 6: The relative radial tidal acceleration from Eq. (43) (left panel) and the relative transverse tidal acceleration from Eq. (44) (right panel) are shown versus the relative radius ξ/ξ_b . In the left panel the curves correspond to $\rho_{bc} = 6.6754$ ($B \approx B_{\text{crit}} \approx 1.243$), $\rho_{bc} = 6$ ($B \approx 1.12$), $\rho_{bc} \approx 5.37$ ($B = 1$), $\rho_{bc} = 4$ ($B \approx 0.75$), and $\rho_{bc} = 1$ ($B \approx 0.19$) (all values of ρ_{bc} are in units of $10^{14} \text{ g cm}^{-3}$), from bottom to top. (For the corresponding distributions of the neutron matter, see Fig. 1.) In the right panel the same values of ρ_{bc} are used, but the order of the curves is reversed (the top and the bottom curves correspond, respectively, to the largest and to the smallest ρ_{bc}). The negative and positive values of the accelerations correspond to compressive and stretching tidal forces, respectively. The thin vertical lines indicate the boundary of the fluid. Asymptotically the accelerations go to zero like $\pm \xi^{-3}$, where the plus (minus) sign corresponds to the radial (transverse) tidal accelerations.

points of the body in the radial and transverse directions, respectively; v is the three-dimensional radial velocity of the body.

Since we here consider only static configurations, for which the neutron matter is at rest, we set $v = 0$. Then Eqs. (35) and (36) can be rewritten in the dimensionless variables of Eq. (17) as follows:

$$(\Delta a)_{\parallel} = -\frac{c^2}{2L} \left(\nu'' + \frac{1}{2} \nu'^2 \right) (\overline{\Delta x})_{\parallel}, \quad (37)$$

$$(\Delta a)_{\perp} = -\frac{c^2}{2L} \nu' \frac{\Sigma'}{\Sigma} (\overline{\Delta x})_{\perp}, \quad (38)$$

where the bar on Δx denotes the dimensionless quantity.

Let us now compare the tidal accelerations of the following two systems: (i) the neutron-star-plus-wormhole configuration considered here and (ii) an ordinary neutron star modeled by the same EOS (7). For simplicity, let us consider only the case where the neutron fluid is isotropic, i.e., $\beta = \alpha = 0$. The central values of the tidal accelerations will then be

(i) for the mixed star-plus-wormhole system

$$(\Delta a)_{\parallel}|_c = -\frac{c^2}{2L} B [1 + \sigma(n+3)] (\overline{\Delta x})_{\parallel}, \quad (39)$$

$$(\Delta a)_{\perp}|_c = 0; \quad (40)$$

(ii) for the neutron star

$$(\Delta a)_{||}|_c = -\frac{c^2}{2L} [1/2 + \sigma(1 + n/2)] (\overline{\Delta x})_{||}, \quad (41)$$

$$(\Delta a)_{\perp}|_c = -\frac{c^2}{2L} [1/2 + \sigma(1 + n/2)] (\overline{\Delta x})_{\perp}. \quad (42)$$

Thus the neutron star has the same values for both components of the tidal acceleration.

To compare the two systems, it is convenient to use the same scale for the characteristic length L . Since in considering the neutron-star-plus-wormhole systems we used $L = 10$ km, we take the same L for the neutron star. This choice corresponds to a neutron star with a central density $\rho_{bc} \approx 5.37 \times 10^{14} \text{ g cm}^{-3}$ and a total mass $M \approx 3.16 M_{\odot}$, close to the maximum mass of a neutron star for such an EOS (cf. Fig. 3 in Ref. [20]).

Since for such neutron stars the maximum (modulus) of the tidal accelerations will occur at the center, it is convenient to normalize the tidal accelerations of our mixed configurations with respect to these central values. We then obtain

$$(\text{relative radial tidal acceleration}) = \frac{[\text{Eq. (37) for the mixed system}]}{[\text{the modulus of Eq. (41)}]} = -\frac{\nu'' + \nu'^2/2}{1/2 + \sigma(1 + n/2)}, \quad (43)$$

$$(\text{relative transverse tidal acceleration}) = \frac{[\text{Eq. (38) for the mixed system}]}{[\text{the modulus of Eq. (42)}]} = -\frac{\nu'\Sigma'/\Sigma}{1/2 + \sigma(1 + n/2)}. \quad (44)$$

The results of the numerical calculations are shown in Fig. 6. Indeed, the maximum (modulus) of the tidal accelerations occurs in the central regions of our mixed configurations. They are comparable in size to those of the neutron stars used here for comparison. Even in the case when $B \rightarrow B_{\text{crit}}$, the radial tidal acceleration is by only a factor of approximately 3.3 larger than that of an ordinary neutron star.

IV. LINEAR STABILITY ANALYSIS

We now consider spherically symmetric perturbations of the above equilibrium configurations. In our previous work [21] we performed the linear stability analysis for the case of an isotropic neutron fluid and a scalar field with a quartic potential. One can find there a detailed derivation of the corresponding equations for the perturbations. Therefore we here simply employ the equations from Ref. [21], except for a small change necessary to incorporate the anisotropy of the fluid.

It is convenient to use the general form of metric (8), in which the components of the four-velocity of the fluid can be written as follows [44]:

$$u^0 = e^{-\nu_0/2}, \quad u_0 = e^{\nu_0/2}, \quad u^1 = e^{-\nu_0/2}v, \quad u_1 = -e^{\lambda_0 - \nu_0/2}v,$$

with the three-velocity

$$v = \frac{dr}{dx^0} \ll 1.$$

The index 0 on the metric functions indicates the static, zeroth-order solutions of the Einstein equations. Then the functions ν , λ , μ , ε , p , and φ appearing in the system can be presented in the harmonic form

$$y = y_0 + y_p(\xi)e^{i\omega x^0}, \quad (45)$$

where y denotes any one of the above functions, $y_p(\xi)$ depends only on the spatial coordinate ξ , the index p indicates the perturbation, and ω is the frequency of the radial oscillations.

Next, using the gauge choice $\lambda_0 = 0$ and $\nu_p = \lambda_p - 2\mu_p$, one can derive the following set of perturbed equations (for details, see Ref. [21]): the scalar field equation

$$\phi_p'' + \frac{1}{2}(\nu_0' + 2\mu_0')\phi_p' + \omega^2 e^{-\nu_0}\phi_p = 0, \quad (46)$$

the perturbed (0-0) and (2-2) components of the Einstein equations,

$$\begin{aligned} & \mu_p'' + \frac{1}{2}\mu_0' (3\mu_p' - \lambda_p') - \left(\mu_0'' + \frac{3}{4}\mu_0'^2 \right) \lambda_p + e^{-\mu_0} \mu_p \\ &= -nB \left[\frac{1}{\theta_0} + \sigma(n+1) \right] \theta_0^n \theta_p + \phi_0' \left(\phi_p' - \frac{1}{2}\phi_0' \lambda_p \right), \end{aligned} \quad (47)$$

$$\begin{aligned} & \lambda_p'' - \mu_p'' + \frac{1}{2}\nu_0' (\lambda_p' - 3\mu_p') - \lambda_p \left[\mu_0'' + \nu_0'' + \frac{1}{2}(\mu_0'^2 + \nu_0'^2 + \mu_0'\nu_0') \right] + \omega^2 e^{-\nu_0} (\mu_p + \lambda_p) \\ &= 2 \left[B\sigma(n+1) \left(1 + \frac{\alpha}{2} \right) \theta_0^n \theta_p + \phi_0' \left(\phi_p' - \frac{1}{2}\phi_0' \lambda_p \right) \right], \end{aligned} \quad (48)$$

and, finally, the equation which follows from the $i = 1$ component of the law of conservation of energy and momentum, $T_{i;k}^k = 0$,

$$\begin{aligned} & \frac{1}{2}\omega^2 e^{-\nu_0} [2\mu_p' - \mu_0' \lambda_p + (\mu_0' - \nu_0') \mu_p] - B\sigma(n+1)(1-\alpha) \frac{d}{d\xi} (\theta_0^n \theta_p) \\ &+ \phi_0'' \left(\phi_p' - \frac{1}{2}\phi_0' \lambda_p \right) + \phi_0' \left[\phi_p'' - \frac{1}{2}(\phi_0'' \lambda_p + \phi_0' \lambda_p') \right] - \frac{1}{2}B\theta_0^n \left[\frac{n}{\theta_0} + \sigma(n+1)(n+1-\alpha) \right] \theta_p \nu_0' \\ &- \frac{1}{2}B\theta_0^n [1 + \sigma(n+1-\alpha)\theta_0] (\lambda_p' - 2\mu_p') + \frac{1}{2}\phi_0'^2 (\lambda_p' - 2\mu_p') + \nu_0' \phi_0' \left(\phi_p' - \frac{1}{2}\phi_0' \lambda_p \right) \\ &+ \mu_0' \left[\frac{3}{2}\alpha B\sigma(n+1)\theta_0^n \theta_p + 2\phi_0' \left(\phi_p' - \frac{1}{2}\phi_0' \lambda_p \right) \right] + \mu_p' \left(\frac{3}{2}\alpha B\sigma\theta_0^{n+1} + \phi_0'^2 \right) = 0. \end{aligned} \quad (49)$$

Thus, for the four functions ϕ_p , λ_p , μ_p , θ_p , we have the set of four equations (46)-(49) to investigate the stability of the configurations. For this set of equations, we choose the following boundary conditions at $\xi = 0$:

$$\lambda_p(0) = \lambda_{p0}, \quad \mu_p(0) = \mu_{p0}, \quad \theta_p(0) = \theta_{p0}, \quad \phi_p(0) = 0, \quad \phi_p'(0) = \phi_{p1}, \quad (50)$$

where λ_p , μ_p , and θ_p are even functions, while ϕ_p is an odd function. The value of ϕ_{p1} can be found from the perturbed (1-1) component of the Einstein equations in the following form:

$$\phi_{p1} = B\sigma(n+1)(1-\alpha)\theta_{p0} + \frac{1}{2}\lambda_{p0} - \left(\omega^2 e^{-\nu_c} + \frac{1}{\Sigma_c^2} \right) \mu_{p0}.$$

Thus the system contains three free parameters: λ_{p0} , μ_{p0} , and θ_{p0} . Their values are chosen such that the following conditions are satisfied. (i) At the boundary of the fluid, $\xi = \xi_b$, the value of θ_p should remain finite to ensure that $p_p = K(n+1)\rho_{bc}^{1+1/n}\theta_0^n\theta_p$ meets the condition $p_p = 0$ at the boundary where $\theta_0 = 0$ [see, e.g., Eq. (60) in Ref. [44]]. (ii) Asymptotically, as $\xi \rightarrow \infty$, the perturbations λ_p , μ_p , and ϕ_p should tend to zero. In this connection it is useful to determine the asymptotic behavior of the solutions. This can be given in analytic form.

(A) *Static solutions.*–

$$\begin{cases} \phi_0 \rightarrow C_1 - C_2/\xi; \\ \Sigma_0 \rightarrow \xi, \quad \Sigma_0' \rightarrow 1 - C_3/\xi; \\ e^{\nu_0} \rightarrow 1 - 2C_3/\xi. \end{cases}$$

(B) *Perturbations.*–

$$\begin{cases} \phi_p \rightarrow C_4 \exp(-\sqrt{-\omega^2}\xi) / \xi; \\ \mu_p \rightarrow C_5 \exp(-\sqrt{-\omega^2}\xi); \\ \lambda_p \rightarrow -C_5 \sqrt{-\omega^2}\xi \exp(-\sqrt{-\omega^2}\xi). \end{cases}$$

Here the C_i are integration constants. Note that in the above expressions the frequency ω^2 carries a minus sign under the square root. Therefore, to obtain decaying solutions for the perturbations, ω^2 should be negative. If this were not the case, the perturbations would be oscillating along the radius. In such a case the derivative of the scalar field

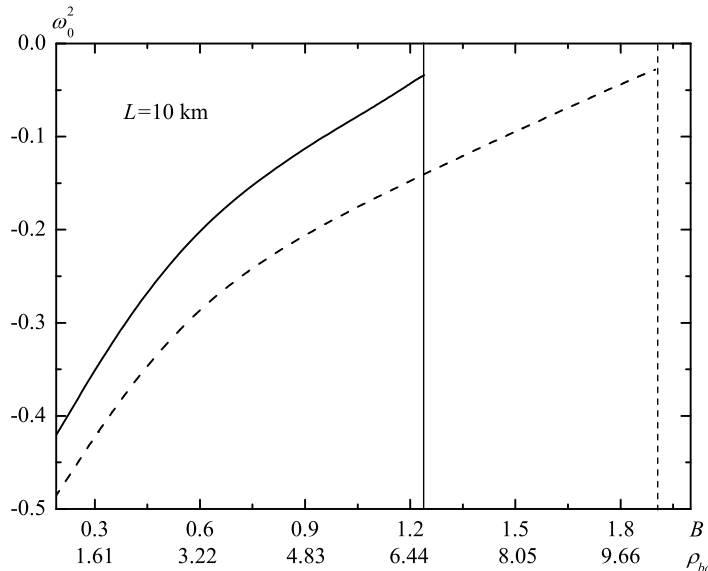


FIG. 7: The lowest eigenvalue ω_0^2 is shown as a function of B for the anisotropy parameter $\beta = 0$ (solid line) and $\beta = 2$ (dashed line). The thin vertical lines correspond to $B = B_{\text{crit}}$.

perturbation ϕ'_p could become asymptotically larger than the static solution ϕ'_0 , which would be in contradiction to the essence of the perturbation method. Thus the perturbation method employed here works only for negative ω^2 .

Let us now use Eqs. (46)-(49) together with the boundary conditions (50) to find the eigenvalue ω^2 . The question of stability is thus reduced to a study of the possible values of ω^2 . If any of the values of ω^2 are found to be negative, then the perturbations will grow and the configurations in question will be unstable against radial oscillations.

The results of the calculation of the lowest eigenvalue ω_0^2 are shown in Fig. 7, where ω_0^2 is presented as a function of the parameter B . As background solutions we employ the static solutions obtained in Sec. III. The initial value $\mu_p(0)$ in Eq. (50) is chosen to be $\mu_{p0} = 1$, and the values λ_{p0} and θ_{p0} are chosen in such a way that the solutions exhibit the asymptotic behavior shown in (B).

It is seen from Fig. 7 that the square of the eigenfrequency remains always negative, independent of B . One might naively expect that the inclusion of an anisotropy of the fluid, which allows one to increase the central fraction of the fluid in the system (that provides the possibility of obtaining solutions with larger B), would favor the stabilization of the solutions. This does not happen, however, and ω_0^2 remains always negative up to the critical values B_{crit} . Thus, the configurations under consideration are always unstable against linear perturbations.

V. CONCLUSION

In the present paper we have considered neutron-star-plus-wormhole systems in which a wormhole, supported by a massless ghost scalar field, is threaded by ordinary (neutron) matter. In contrast to the configurations considered in Ref. [21], we have here extended those studies to the case where the central densities of the scalar field and the neutron fluid are comparable, i.e., where the parameter B is large, $B \sim 1$. This has allowed us to obtain systems with double-throat wormholes. Also, for a more realistic modeling of the neutron matter at high densities, we have employed an anisotropic equation of state for the neutron matter, where the radial and tangential pressures of the fluid are not equal.

Our main results are the following:

- (1) There exist static regular asymptotically flat solutions describing neutron-star-plus-wormhole systems in which the neutron matter is concentrated in a finite-size region. In the simplest case such configurations may be regarded as consisting of a neutron star with a wormhole at its core, with the neutron matter filling the wormhole throat. For these systems, the parameter B is small, and the throat is located at the center of the system ($\xi_{\text{th}} = 0$); see Fig. 1(a). For larger values of the parameter B double-throat wormholes arise, where the throats are either still lying within the fluid [see Fig. 1(b)] or where they are located outside the fluid [see Fig. 1(c)].

- (2) In the latter case, presented in Fig. 1(c), the neutron matter is completely hidden inside the belly region between the throats. When the neutron matter radiates light passing through the throats, this is subjected to gravitational lensing. This leads to a characteristic intensity distribution (see Fig. 5), where the apparent brightness increases from the center to the limb of the star. Note that the distribution of the intensity of the light passing through the throat differs from the one obtained when considering the case where radiation does not pass through a throat (see, e.g., Fig. 2 from Ref. [45]). In principle, such an effect could be observed by instruments with sufficiently high resolution.
- (3) The tidal accelerations present in the neutron-star-plus-wormhole systems are comparable to those of neutron stars modeled by the same EOS (7). From this point of view the neutron-star-plus-wormhole configurations appear to be viable.
- (4) According to the linear stability analysis of Sec. IV, the square of the lowest eigenfrequency of the perturbations is negative. This indicates that the neutron-star-plus-wormhole configurations are unstable. This holds independent of whether the fluid is isotropic or anisotropic.

One might expect that in order to obtain stable neutron-star-plus-wormhole systems one should start from stable wormholes (see, e.g., Refs. [46–48]). Static wormhole configurations obtained from massless ghost scalar fields are known to be unstable with respect to linear [49, 50] and nonlinear perturbations [51]. Nevertheless, in this case stabilization of the wormhole solutions might possibly be achieved by including rotation into the system, as we recently showed for rapid rotation of five-dimensional wormholes [52]. Thus one might expect that a rapid rotation might also stabilize the neutron-star-plus-wormhole systems in four dimensions. This question should be considered in our future studies.

Acknowledgements

We gratefully acknowledge support provided by the Volkswagen Foundation. This work was partially supported by Grant No. 378 in fundamental research in natural sciences by the Ministry of Education and Science of Kazakhstan and by the DFG Research Training Group 1620 “Models of Gravity.”

-
- [1] P. O. Mazur and E. Mottola, in *Proceedings of the Sixth Workshop on Quantum Field Theory under the Influence of External Conditions, University of Oklahoma, September 15-19, 2003*, edited by K. A. Milton (Rinton Press, Princeton, 2004) [arXiv:gr-qc/0405111]; I. Dymnikova and E. Galaktionov, *Classical Quantum Gravity* **22**, 2331 (2005) [arXiv:gr-qc/0409049]; F. S. N. Lobo, *ibid.* **23**, 1525 (2006) [arXiv:gr-qc/0508115]; A. DeBenedictis, D. Horvat, S. Ilijic, S. Kloster, and K. S. Viswanathan, *ibid.* **23**, 2303 (2006) [arXiv:gr-qc/0511097]; A. DeBenedictis, R. Garattini, and F. S. N. Lobo, *Phys. Rev. D* **78**, 104003 (2008) [arXiv:0808.0839 [gr-qc]]; V. Gorini, U. Moschella, A. Y. Kamenshchik, V. Pasquier, and A. A. Starobinsky, *ibid.* **78**, 064064 (2008) [arXiv:0807.2740 [astro-ph]]; V. Dzhunushaliev, V. Folomeev, R. Myrzakulov, and D. Singleton, *J. High Energy Phys.* 07 (2008) 094 [arXiv:0805.3211 [gr-qc]]; V. Gorini, A. Y. Kamenshchik, U. Moschella, O. F. Piattella, and A. A. Starobinsky, *Phys. Rev. D* **80**, 104038 (2009) [arXiv:0909.0866 [gr-qc]].
 - [2] E. W. Kolb and I. I. Tkachev, *Phys. Rev. Lett.* **71**, 3051 (1993) [hep-ph/9303313]; D. Tsiklauri and R. D. Viollier, *Astrophys. J.* **500**, 591 (1998) [astro-ph/9805273]; G. Narain, J. Schaffner-Bielich, and I. N. Mishustin, *Phys. Rev. D* **74**, 063003 (2006) [astro-ph/0605724]; J. Barranco and A. Bernal, *Phys. Rev. D* **83**, 043525 (2011) [arXiv:1001.1769 [astro-ph.CO]].
 - [3] N. Brouzakis and N. Tetradis, *J. Cosmol. Astropart. Phys.* 01 (2006) 004 [astro-ph/0509755]; N. Brouzakis, N. Tetradis, and C. Wetterich, *Phys. Lett. B* **665**, 131 (2008) [arXiv:0711.2226 [astro-ph]]; A. E. Bernardini and O. Bertolami, *ibid.* **684**, 96 (2010); **700**, 389 (E) (2011) [arXiv:0909.1280 [gr-qc]]; N. Wintergerst and V. Pettorino, *Phys. Rev. D* **82**, 103516 (2010) [arXiv:1005.1278 [astro-ph.CO]]; V. Folomeev, A. Aringazin, and V. Dzhunushaliev, *ibid.* **88**, 063005 (2013) [arXiv:1305.1087 [astro-ph.SR]].
 - [4] K. A. Bronnikov, *Acta Phys. Pol. B* **4**, 251 (1973); H. G. Ellis, *J. Math. Phys. (N.Y.)* **14**, 104 (1973); *Gen. Relativ. Gravit.* **10**, 105 (1979).
 - [5] T. Kodama, *Phys. Rev. D* **18**, 3529 (1978); T. Kodama, L.C.S. de Oliveira, and F.C. Santos, *Phys. Rev. D* **19**, 3576 (1979).
 - [6] M.S. Morris and K.S. Thorne, *Am. J. Phys.* **56**, 395 (1988); M.S. Morris, K.S. Thorne, and U. Yurtsever, *Phys. Rev. Lett.* **61**, 1446 (1988).
 - [7] P. K. F. Kuhfittig, *Adv. Stud. Theor. Phys.* **5**, 365 (2011) [arXiv:1001.0381 [gr-qc]].
 - [8] L. X. Li, *J. Geom. Phys.* **40**, 154 (2001).
 - [9] C. Armendariz-Picon, *Phys. Rev. D* **65**, 104010 (2002) [arXiv:gr-qc/0201027].
 - [10] S. V. Sushkov and S. W. Kim, *Classical Quantum Gravity* **19**, 4909 (2002) [arXiv:gr-qc/0208069].
 - [11] J. P. S. Lemos, F. S. N. Lobo, and S. Q. de Oliveira, *Phys. Rev. D* **68**, 064004 (2003) [gr-qc/0302049].
 - [12] F. S. N. Lobo, *Phys. Rev. D* **71**, 084011 (2005) [gr-qc/0502099].

- [13] S. V. Sushkov, Phys. Rev. D **71**, 043520 (2005) [gr-qc/0502084].
- [14] M. Visser, *Lorentzian Wormholes: From Einstein to Hawking* (Woodbury, New York, 1996).
- [15] K. A. Bronnikov and J. C. Fabris, Phys. Rev. Lett. **96**, 251101 (2006) [gr-qc/0511109].
- [16] K. A. Bronnikov, V. N. Melnikov, and H. Dehnen, Gen. Relativ. Gravit. **39**, 973 (2007) [gr-qc/0611022].
- [17] S. V. Bolokhov, K. A. Bronnikov, and M. V. Skvortsova, Classical Quantum Gravity **29**, 245006 (2012) [arXiv:1208.4619 [gr-qc]].
- [18] K. A. Bronnikov, R. A. Konoplya, and A. Zhidenko, Phys. Rev. D **86**, 024028 (2012) [arXiv:1205.2224 [gr-qc]].
- [19] V. Dzhunushaliev, V. Folomeev, B. Kleihaus, and J. Kunz, J. Cosmol. Astropart. Phys. **04** (2011) 031 [arXiv:1102.4454 [astro-ph.GA]].
- [20] V. Dzhunushaliev, V. Folomeev, B. Kleihaus, and J. Kunz, Phys. Rev. D **85**, 124028 (2012) [arXiv:1203.3615 [gr-qc]].
- [21] V. Dzhunushaliev, V. Folomeev, B. Kleihaus, and J. Kunz, Phys. Rev. D **87**, 104036 (2013) [arXiv:1302.5217 [gr-qc]].
- [22] M. Ruderman, Annu. Rev. Astron. Astrophys. **10**, 427 (1972); R. F. Sawyer, Phys. Rev. Lett. **29**, 382 (1972).
- [23] N. K. Glendenning, *Compact Stars: Nuclear Physics, Particle Physics and General Relativity* (Springer-Verlag, Berlin, 1997).
- [24] R. L. Bowers and E. P. T. Liang, Astrophys. J. **188**, 657 (1974).
- [25] H. Heintzmann and W. Hillebrandt, Astron. Astrophys. **38**, 51 (1975).
- [26] W. Hillebrandt and K. O. Steinmetz, Astron. Astrophys. **53**, 283 (1976).
- [27] S. S. Bayin, Phys. Rev. D **26**, 1262 (1982).
- [28] L. Herrera and N. O. Santos, Phys. Rep. **286**, 53 (1997).
- [29] M. K. Mak and T. Harko, Proc. R. Soc. A **459**, 393 (2003) [gr-qc/0110103].
- [30] M. Gleiser, Phys. Rev. D **38**, 2376 (1988); **39**, 1257(E) (1989).
- [31] J.R. Oppenheimer and G.M. Volkoff, Phys. Rev. **55**, 374 (1939).
- [32] A.G.W. Cameron, Astrophys. J. **130**, 884 (1959).
- [33] J. Diaz-Alonso and J.M. Ibañez-Cabanell, Astrophys. J. **291**, 308 (1985).
- [34] P. Haensel and A. Y. Potekhin, Astron. Astrophys. **428**, 191 (2004) [astro-ph/0408324].
- [35] M. Salgado, S. Bonazzola, E. Gourgoulhon, and P. Haensel, Astron. Astrophys. **291**, 155 (1994).
- [36] Ya. B. Zel'dovich, Sov. Phys. JETP **14**, 1143 (1962); J. Exp. Theoret. Phys. **41**, 1609 (1961).
- [37] Ya. B. Zel'dovich and I. D. Novikov, *Stars and Relativity* (Dover, New York, 1996).
- [38] L. Landau and E. Lifshitz, *The Classical Theory of Fields* (Pergamon, Oxford, 1987).
- [39] E. Charalampidis, T. Ioannidou, B. Kleihaus, and J. Kunz, Phys. Rev. D **87**, 084069 (2013) [arXiv:1302.5560 [gr-qc]].
- [40] O. Hauser, R. Ibadov, B. Kleihaus, and J. Kunz, Phys. Rev. D **89**, 064010 (2014) [arXiv:1312.3539 [gr-qc]].
- [41] A. Shatskiy, Astron. Rep. **48**, 7 (2004) [astro-ph/0407222].
- [42] A. Shatskiy, Astron. Zh. **84**, 99 (2007); Astronomy Reports **51**, 81 (2007) [arXiv:0712.2572 [astro-ph]].
- [43] I. D. Novikov, N. S. Kardashev, and A. A. Shatskiy, Usp. Fiz. Nauk **177**, 1017 (2007) [Phys. Usp. **50**, 965 (2007)].
- [44] S. Chandrasekhar, Astrophys. J. **140**, 417 (1964).
- [45] C. Bambi, Phys. Rev. D **87**, 107501 (2013) [arXiv:1304.5691 [gr-qc]].
- [46] P. Kanti, B. Kleihaus, and J. Kunz, Phys. Rev. Lett. **107**, 271101 (2011) [arXiv:1108.3003 [gr-qc]].
- [47] P. Kanti, B. Kleihaus, and J. Kunz, Phys. Rev. D **85**, 044007 (2012) [arXiv:1111.4049 [hep-th]].
- [48] K. A. Bronnikov, L. N. Lipatova, I. D. Novikov, and A. A. Shatskiy, Gravitation Cosmol. **19**, 269 (2013) [arXiv:1312.6929 [gr-qc]].
- [49] J. A. Gonzalez, F. S. Guzman, and O. Sarbach, Classical Quantum Gravity **26**, 015010 (2009) [arXiv:0806.0608 [gr-qc]].
- [50] K. A. Bronnikov, J. C. Fabris, and A. Zhidenko, Eur. Phys. J. C **71**, 1791 (2011).
- [51] J. A. Gonzalez, F. S. Guzman, and O. Sarbach, Classical Quantum Gravity **26**, 015011 (2009) [arXiv:0806.1370 [gr-qc]].
- [52] V. Dzhunushaliev, V. Folomeev, B. Kleihaus, J. Kunz, and E. Radu, Phys. Rev. D **88**, 124028 (2013) [arXiv:1309.2448 [gr-qc]].