

Azimuthal-angle dependence of charged-pion-interferometry measurements with respect to 2nd- and 3rd-order event planes in Au+Au collisions at $\sqrt{s_{NN}} = 200$ GeV

A. Adare,¹³ S. Afanasiev,³⁰ C. Aidala,^{43,44} N.N. Ajitanand,⁶² Y. Akiba,^{56,57} H. Al-Bataineh,⁵⁰ J. Alexander,⁶² K. Aoki,^{35,56} Y. Aramaki,¹² E.T. Atomssa,³⁶ R. Averbeck,⁶³ T.C. Awes,⁵² B. Azmoun,⁷ V. Babintsev,²⁴ M. Bai,⁶ G. Baksay,²⁰ L. Baksay,²⁰ K.N. Barish,⁸ B. Bassalleck,⁴⁹ A.T. Basye,¹ S. Bathe,^{5,8} V. Baublis,⁵⁵ C. Baumann,⁴⁵ A. Bazilevsky,⁷ S. Belikov,^{7,*} R. Belmont,⁶⁷ R. Bennett,⁶³ A. Berdnikov,⁵⁹ Y. Berdnikov,⁵⁹ A.A. Bickley,¹³ J.S. Bok,⁷¹ K. Boyle,⁶³ M.L. Brooks,³⁹ H. Buesching,⁷ V. Bumazhnov,²⁴ G. Bunce,^{7,57} S. Butsyk,³⁹ C.M. Camacho,³⁹ S. Campbell,⁶³ C.-H. Chen,⁶³ C.Y. Chi,¹⁴ M. Chiu,⁷ I.J. Choi,⁷¹ R.K. Choudhury,⁴ P. Christiansen,⁴¹ T. Chujo,⁶⁶ P. Chung,⁶² O. Chvala,⁸ V. Cianciolo,⁵² Z. Citron,⁶³ B.A. Cole,¹⁴ M. Connors,⁶³ P. Constantin,³⁹ M. Csanád,¹⁸ T. Csörgő,⁷⁰ T. Dahms,⁶³ S. Dairaku,^{35,56} I. Danchev,⁶⁷ K. Das,²¹ A. Datta,⁴³ G. David,⁷ A. Denisov,²⁴ A. Deshpande,^{57,63} E.J. Desmond,⁷ O. Dietzsch,⁶⁰ A. Dion,⁶³ M. Donadelli,⁶⁰ O. Drapier,³⁶ A. Drees,⁶³ K.A. Drees,⁶ J.M. Durham,^{39,63} A. Durum,²⁴ D. Dutta,⁴ S. Edwards,²¹ Y.V. Efremenko,⁵² F. Ellinghaus,¹³ T. Engelmores,¹⁴ A. Enokizono,³⁸ H. En'yo,^{56,57} S. Esumi,⁶⁶ B. Fadem,⁴⁶ D.E. Fields,⁴⁹ M. Finger,⁹ M. Finger, Jr.,⁹ F. Fleuret,³⁶ S.L. Fokin,³⁴ Z. Fraenkel,^{69,*} J.E. Frantz,^{51,63} A. Franz,⁷ A.D. Frawley,²¹ K. Fujiwara,⁵⁶ Y. Fukao,⁵⁶ T. Fusayasu,⁴⁸ I. Garishvili,⁶⁴ A. Glenn,¹³ H. Gong,⁶³ M. Gonin,³⁶ Y. Goto,^{56,57} R. Granier de Cassagnac,³⁶ N. Grau,^{2,14} S.V. Greene,⁶⁷ M. Grosse Perdekamp,^{25,57} T. Gunji,¹² H.-Å. Gustafsson,^{41,*} J.S. Haggerty,⁷ K.I. Hahn,¹⁹ H. Hamagaki,¹² J. Hamblen,⁶⁴ R. Han,⁵⁴ J. Hanks,¹⁴ E.P. Hartouni,³⁸ E. Haslum,⁴¹ R. Hayano,¹² X. He,²² M. Heffner,³⁸ T.K. Hemmick,⁶³ T. Hester,⁸ J.C. Hill,²⁸ M. Hohlmann,²⁰ W. Holzmann,¹⁴ K. Homma,²³ B. Hong,³³ T. Horaguchi,²³ D. Hornback,⁶⁴ S. Huang,⁶⁷ T. Ichihara,^{56,57} R. Ichimiya,⁵⁶ J. Ide,⁴⁶ Y. Ikeda,⁶⁶ K. Imai,^{29,35,56} M. Inaba,⁶⁶ D. Isenhower,¹ M. Ishihara,⁵⁶ T. Isobe,^{12,56} M. Issah,⁶⁷ A. Isupov,³⁰ D. Ivanischev,⁵⁵ B.V. Jacak,⁶³ J. Jia,^{7,62} J. Jin,¹⁴ B.M. Johnson,⁷ K.S. Joo,⁴⁷ D. Jouan,⁵³ D.S. Jumper,¹ F. Kajihara,¹² S. Kametani,⁵⁶ N. Kamihara,⁵⁷ J. Kamin,⁶³ J.H. Kang,⁷¹ J. Kapustinsky,³⁹ K. Karatsu,^{35,56} D. Kawall,^{43,57} M. Kawashima,^{56,58} A.V. Kazantsev,³⁴ T. Kempel,²⁸ A. Khanzadeev,⁵⁵ K.M. Kijima,²³ B.I. Kim,³³ D.H. Kim,⁴⁷ D.J. Kim,³¹ E. Kim,⁶¹ E.-J. Kim,¹⁰ S.H. Kim,⁷¹ Y.-J. Kim,²⁵ E. Kinney,¹³ K. Kiriluk,¹³ Á. Kiss,¹⁸ E. Kistenev,⁷ L. Kochenda,⁵⁵ B. Komkov,⁵⁵ M. Konno,⁶⁶ J. Koster,²⁵ D. Kotchetkov,⁴⁹ A. Kozlov,⁶⁹ A. Král,¹⁵ A. Kravitz,¹⁴ G.J. Kunde,³⁹ K. Kurita,^{56,58} M. Kurosawa,⁵⁶ Y. Kwon,⁷¹ G.S. Kyle,⁵⁰ R. Lacey,⁶² Y.S. Lai,¹⁴ J.G. Lajoie,²⁸ A. Lebedev,²⁸ D.M. Lee,³⁹ J. Lee,¹⁹ K. Lee,⁶¹ K.B. Lee,³³ K.S. Lee,³³ M.J. Leitch,³⁹ M.A.L. Leite,⁶⁰ E. Leitner,⁶⁷ B. Lenzi,⁶⁰ X. Li,¹¹ P. Liebing,⁵⁷ L.A. Linden Levy,¹³ T. Liška,¹⁵ A. Litvinenko,³⁰ H. Liu,^{39,50} M.X. Liu,³⁹ B. Love,⁶⁷ R. Luechtenborg,⁴⁵ D. Lynch,⁷ C.F. Maguire,⁶⁷ Y.I. Makdisi,⁶ A. Malakhov,³⁰ M.D. Malik,⁴⁹ V.I. Manko,³⁴ E. Mannel,¹⁴ Y. Mao,^{54,56} H. Masui,⁶⁶ F. Matathias,¹⁴ M. McCumber,⁶³ P.L. McGaughey,³⁹ N. Means,⁶³ B. Meredith,²⁵ Y. Miake,⁶⁶ A.C. Mignerey,⁴² P. Mikeš,^{9,27} K. Miki,^{56,66} A. Milov,⁷ M. Mishra,³ J.T. Mitchell,⁷ A.K. Mohanty,⁴ Y. Morino,¹² A. Morreale,⁸ D.P. Morrison,^{7,†} T.V. Moukhanova,³⁴ J. Murata,^{56,58} S. Nagamiya,³² J.L. Nagle,^{13,‡} M. Naglis,⁶⁹ M.I. Nagy,¹⁸ I. Nakagawa,^{56,57} Y. Nakamiya,²³ T. Nakamura,³² K. Nakano,^{56,65} J. Newby,³⁸ M. Nguyen,⁶³ T. Niida,⁶⁶ R. Nouicer,⁷ A.S. Nyanin,³⁴ E. O'Brien,⁷ S.X. Oda,¹² C.A. Ogilvie,²⁸ M. Oka,⁶⁶ K. Okada,⁵⁷ Y. Onuki,⁵⁶ A. Oskarsson,⁴¹ M. Ouchida,^{23,56} K. Ozawa,¹² R. Pak,⁷ V. Pantuev,^{26,63} V. Papavassiliou,⁵⁰ I.H. Park,¹⁹ J. Park,⁶¹ S.K. Park,³³ W.J. Park,³³ S.F. Pate,⁵⁰ H. Pei,²⁸ J.-C. Peng,²⁵ H. Pereira,¹⁶ V. Peresedov,³⁰ D.Yu. Peressounko,³⁴ C. Pinkenburg,⁷ R.P. Pisani,⁷ M. Proissl,⁶³ M.L. Purschke,⁷ A.K. Purwar,³⁹ H. Qu,²² J. Rak,³¹ A. Rakotozafindrabe,³⁶ I. Ravinovich,⁶⁹ K.F. Read,^{52,64} K. Reygers,⁴⁵ V. Riabov,⁵⁵ Y. Riabov,⁵⁵ E. Richardson,⁴² D. Roach,⁶⁷ G. Roche,⁴⁰ S.D. Rolnick,⁸ M. Rosati,²⁸ C.A. Rosen,¹³ S.S.E. Rosendahl,⁴¹ P. Rosnet,⁴⁰ P. Rukoyatkin,³⁰ P. Ružička,²⁷ B. Sahlmueller,^{45,63} N. Saito,³² T. Sakaguchi,⁷ K. Sakashita,^{56,65} V. Samsonov,⁵⁵ S. Sano,^{12,68} T. Sato,⁶⁶ S. Sawada,³² K. Sedgwick,⁸ J. Seele,¹³ R. Seidl,²⁵ A.Yu. Semenov,²⁸ R. Seto,⁸ D. Sharma,⁶⁹ I. Shein,²⁴ T.-A. Shibata,^{56,65} K. Shigaki,²³ M. Shimomura,⁶⁶ K. Shoji,^{35,56} P. Shukla,⁴ A. Sickles,⁷ C.L. Silva,⁶⁰ D. Silvermyr,⁵² C. Silvestre,¹⁶ K.S. Sim,³³ B.K. Singh,³ C.P. Singh,³ V. Singh,³ M. Slunečka,⁹ R.A. Soltz,³⁸ W.E. Sondheim,³⁹ S.P. Sorensen,⁶⁴ I.V. Sourikova,⁷ N.A. Sparks,¹ P.W. Stankus,⁵² E. Stenlund,⁴¹ S.P. Stoll,⁷ T. Sugitate,²³ A. Sukhanov,⁷ J. Sziklai,⁷⁰ E.M. Takagui,⁶⁰ A. Taketani,^{56,57} R. Tanabe,⁶⁶ Y. Tanaka,⁴⁸ K. Tanida,^{35,56,57} M.J. Tannenbaum,⁷ S. Tarafdar,³ A. Taranenko,⁶² P. Tarján,¹⁷ H. Themann,⁶³ T.L. Thomas,⁴⁹ T. Todoroki,^{56,66} M. Togawa,^{35,56} A. Toia,⁶³ L. Tomášek,²⁷ H. Torii,²³ R.S. Towell,¹ I. Tserruya,⁶⁹ Y. Tsuchimoto,²³ C. Vale,^{7,28} H. Valle,⁶⁷ H.W. van Hecke,³⁹ E. Vazquez-Zambrano,¹⁴ A. Veicht,²⁵ J. Velkovska,⁶⁷ R. Vértesi,^{17,70} A.A. Vinogradov,³⁴ M. Virius,¹⁵

V. Vrba,²⁷ E. Vznuzdaev,⁵⁵ X.R. Wang,⁵⁰ D. Watanabe,²³ K. Watanabe,⁶⁶ Y. Watanabe,^{56,57} F. Wei,²⁸ R. Wei,⁶² J. Wessels,⁴⁵ S.N. White,⁷ D. Winter,¹⁴ J.P. Wood,¹ C.L. Woody,⁷ R.M. Wright,¹ M. Wysocki,¹³ W. Xie,⁵⁷ Y.L. Yamaguchi,¹² K. Yamaura,²³ R. Yang,²⁵ A. Yanovich,²⁴ J. Ying,²² S. Yokkaichi,^{56,57} Z. You,⁵⁴ G.R. Young,⁵² I. Younus,^{37,49} I.E. Yushmanov,³⁴ W.A. Zajc,¹⁴ C. Zhang,⁵² S. Zhou,¹¹ and L. Zolin³⁰

(PHENIX Collaboration)

- ¹Abilene Christian University, Abilene, Texas 79699, USA
²Department of Physics, Augustana College, Sioux Falls, South Dakota 57197, USA
³Department of Physics, Banaras Hindu University, Varanasi 221005, India
⁴Bhabha Atomic Research Centre, Bombay 400 085, India
⁵Baruch College, City University of New York, New York, New York, 10010 USA
⁶Collider-Accelerator Department, Brookhaven National Laboratory, Upton, New York 11973-5000, USA
⁷Physics Department, Brookhaven National Laboratory, Upton, New York 11973-5000, USA
⁸University of California - Riverside, Riverside, California 92521, USA
⁹Charles University, Ovocný trh 5, Praha 1, 116 36, Prague, Czech Republic
¹⁰Chonbuk National University, Jeonju, 561-756, Korea
¹¹Science and Technology on Nuclear Data Laboratory, China Institute of Atomic Energy, Beijing 102413, P. R. China
¹²Center for Nuclear Study, Graduate School of Science, University of Tokyo, 7-3-1 Hongo, Bunkyo, Tokyo 113-0033, Japan
¹³University of Colorado, Boulder, Colorado 80309, USA
¹⁴Columbia University, New York, New York 10027 and Nevis Laboratories, Irvington, New York 10533, USA
¹⁵Czech Technical University, Zikova 4, 166 36 Prague 6, Czech Republic
¹⁶Dapnia, CEA Saclay, F-91191, Gif-sur-Yvette, France
¹⁷Debrecen University, H-4010 Debrecen, Egyetem tér 1, Hungary
¹⁸ELTE, Eötvös Loránd University, H - 1117 Budapest, Pázmány P. s. 1/A, Hungary
¹⁹Ewha Womans University, Seoul 120-750, Korea
²⁰Florida Institute of Technology, Melbourne, Florida 32901, USA
²¹Florida State University, Tallahassee, Florida 32306, USA
²²Georgia State University, Atlanta, Georgia 30303, USA
²³Hiroshima University, Kagamiyama, Higashi-Hiroshima 739-8526, Japan
²⁴IHEP Protvino, State Research Center of Russian Federation, Institute for High Energy Physics, Protvino, 142281, Russia
²⁵University of Illinois at Urbana-Champaign, Urbana, Illinois 61801, USA
²⁶Institute for Nuclear Research of the Russian Academy of Sciences, prospekt 60-letiya Oktyabrya 7a, Moscow 117312, Russia
²⁷Institute of Physics, Academy of Sciences of the Czech Republic, Na Slovance 2, 182 21 Prague 8, Czech Republic
²⁸Iowa State University, Ames, Iowa 50011, USA
²⁹Advanced Science Research Center, Japan Atomic Energy Agency, 2-4 Shirakata Shirane, Tokai-mura, Naka-gun, Ibaraki-ken 319-1195, Japan
³⁰Joint Institute for Nuclear Research, 141980 Dubna, Moscow Region, Russia
³¹Helsinki Institute of Physics and University of Jyväskylä, P.O.Box 35, FI-40014 Jyväskylä, Finland
³²KEK, High Energy Accelerator Research Organization, Tsukuba, Ibaraki 305-0801, Japan
³³Korea University, Seoul, 136-701, Korea
³⁴Russian Research Center "Kurchatov Institute", Moscow, 123098 Russia
³⁵Kyoto University, Kyoto 606-8502, Japan
³⁶Laboratoire Leprince-Ringuet, Ecole Polytechnique, CNRS-IN2P3, Route de Saclay, F-91128, Palaiseau, France
³⁷Physics Department, Lahore University of Management Sciences, Lahore, Pakistan
³⁸Lawrence Livermore National Laboratory, Livermore, California 94550, USA
³⁹Los Alamos National Laboratory, Los Alamos, New Mexico 87545, USA
⁴⁰LPC, Université Blaise Pascal, CNRS-IN2P3, Clermont-Fd, 63177 Aubiere Cedex, France
⁴¹Department of Physics, Lund University, Box 118, SE-221 00 Lund, Sweden
⁴²University of Maryland, College Park, Maryland 20742, USA
⁴³Department of Physics, University of Massachusetts, Amherst, Massachusetts 01003-9337, USA
⁴⁴Department of Physics, University of Michigan, Ann Arbor, Michigan 48109-1040, USA
⁴⁵Institut für Kernphysik, University of Muenster, D-48149 Muenster, Germany
⁴⁶Muhlenberg College, Allentown, Pennsylvania 18104-5586, USA
⁴⁷Myongji University, Yongin, Kyonggido 449-728, Korea
⁴⁸Nagasaki Institute of Applied Science, Nagasaki-shi, Nagasaki 851-0193, Japan
⁴⁹University of New Mexico, Albuquerque, New Mexico 87131, USA
⁵⁰New Mexico State University, Las Cruces, New Mexico 88003, USA
⁵¹Department of Physics and Astronomy, Ohio University, Athens, Ohio 45701, USA
⁵²Oak Ridge National Laboratory, Oak Ridge, Tennessee 37831, USA
⁵³IPN-Orsay, Université Paris Sud, CNRS-IN2P3, BP1, F-91406, Orsay, France
⁵⁴Peking University, Beijing 100871, P. R. China
⁵⁵PNPI, Petersburg Nuclear Physics Institute, Gatchina, Leningrad region, 188300, Russia
⁵⁶RIKEN Nishina Center for Accelerator-Based Science, Wako, Saitama 351-0198, Japan

⁵⁷RIKEN BNL Research Center, Brookhaven National Laboratory, Upton, New York 11973-5000, USA

⁵⁸Physics Department, Rikkyo University, 3-34-1 Nishi-Ikebukuro, Toshima, Tokyo 171-8501, Japan

⁵⁹Saint Petersburg State Polytechnic University, St. Petersburg, 195251 Russia

⁶⁰Universidade de São Paulo, Instituto de Física, Caixa Postal 66318, São Paulo CEP05315-970, Brazil

⁶¹Seoul National University, Seoul, Korea

⁶²Chemistry Department, Stony Brook University, SUNY, Stony Brook, New York 11794-3400, USA

⁶³Department of Physics and Astronomy, Stony Brook University, SUNY, Stony Brook, New York 11794-3400, USA

⁶⁴University of Tennessee, Knoxville, Tennessee 37996, USA

⁶⁵Department of Physics, Tokyo Institute of Technology, Oh-okayama, Meguro, Tokyo 152-8551, Japan

⁶⁶Institute of Physics, University of Tsukuba, Tsukuba, Ibaraki 305, Japan

⁶⁷Vanderbilt University, Nashville, Tennessee 37235, USA

⁶⁸Waseda University, Advanced Research Institute for Science and

Engineering, 17 Kikui-cho, Shinjuku-ku, Tokyo 162-0044, Japan

⁶⁹Weizmann Institute, Rehovot 76100, Israel

⁷⁰Institute for Particle and Nuclear Physics, Wigner Research Centre for Physics, Hungarian Academy of Sciences (Wigner RCP, RMKI) H-1525 Budapest 114, POBox 49, Budapest, Hungary

⁷¹Yonsei University, IPAP, Seoul 120-749, Korea

(Dated: August 14, 2019)

Charged-pion-interferometry measurements were made with respect to the 2nd- and 3rd-order event plane for Au+Au collisions at $\sqrt{s_{NN}} = 200$ GeV. A strong azimuthal-angle dependence of the extracted Gaussian-source radii was observed with respect to both the 2nd- and 3rd-order event planes. The results for the 2nd-order dependence indicate that the initial eccentricity is reduced during the medium evolution, but not reversed in the final state, which is consistent with previous results. In contrast, the results for the 3rd-order dependence indicate that the initial triangular shape is significantly reduced and potentially reversed by the end of the medium evolution, and that the 3rd-order oscillations are largely dominated by the dynamical effects from triangular flow.

PACS numbers: 25.75.Dw

The quark-gluon plasma (QGP), a state of nuclear matter in which quarks and gluons are deconfined, is produced in nuclear collisions at sufficiently high energy [1–4]. Once formed, the QGP expands, cools, and then freezes out into a collection of final-state particles. From extensive measurements of final-particle momenta and correlations, a detailed space-time picture of the evolution of the QGP is emerging [5, 6], but detailed studies of the final space-time distribution of hadrons and an understanding of the dependence on the initial-collision geometry are needed to complete this picture.

Quantum-statistical interferometry of two identical particles, also known as Hanbury Brown and Twiss (HBT) interferometry [7, 8], provides information on the space-time extent of the particle-emitting source. In heavy-ion collisions, hadron interferometry is sensitive to the space-time extent of the hadronic system at the time of the last scattering, referred to as kinetic freeze-out. In noncentral collisions of like nuclei, the initial density distribution is predominantly elliptical in shape, with additional fluctuations [9]. There is a larger pressure gradient along the minor axis (in plane) of the ellipse, compared to that along the major axis (out of plane), and this leads to a stronger expansion of the source within the in-plane direction. This phenomenon, elliptic flow, reduces the eccentricity of the spatial distribution in the transverse plane, and may even reverse the major and minor axes of the initial distributions. Previous results are consistent with the picture that the final distribution still retains

the initial elliptical orientation, although with a smaller eccentricity upon freeze-out [10].

The full set of anisotropic moments of the flow is characterized by the Fourier coefficients of the azimuthal distribution of emitted particles: $dN/d\phi \propto 1 + 2 \sum v_n \cos[n(\phi - \Psi_n)]$, where ϕ is the azimuthal angle of the particle, v_n is the strength of n^{th} -order flow harmonic, and Ψ_n is the n^{th} -order event plane, where Ψ_2 and Ψ_3 are independent [11]. Elliptic flow is defined by the 2nd-order coefficient ($n=2$), but triangular ($n=3$), quadrangular ($n=4$), and higher-order moments are also present and have been measured in both the spatial and momentum distributions in heavy ion collisions [11–13]. While the higher-order even moments are needed to accurately describe the original elliptic shape, the odd moments arise solely through fluctuations in the initial spatial distribution. Depending on strength of the fluctuations, flow profile, expansion time, and shear viscosity, these initial spatial fluctuations may be preserved until freeze-out [14, 15].

In relativistic heavy ion collisions, HBT interferometry with respect to different order event planes uniquely probes the magnitude of the initial-state fluctuations and the subsequent space-time evolution, thereby providing important constraints on the dynamics of the QGP. Here, we present results of azimuthal HBT measurements of charged pions with respect to 2nd-order event plane, as well as the first results with respect to the 3rd-order event plane in Au+Au collisions at $\sqrt{s_{NN}} = 200$ GeV at cen-

tral rapidity. The centrality and transverse momentum dependence are also presented.

This analysis is based on data collected in 2007 with the PHENIX detector [16]. Collision centrality was determined using the measured charge distribution in the beam-beam counters ($3.0 < |\eta| < 3.9$) [17]. The event planes, Ψ_n , were determined using the reaction plane detector (RXNP) covering forward and backward angles $1.0 < |\eta| < 2.8$ [18]. The event plane resolution $\text{Res}(\Psi_n)$ was estimated by the two-subevent method [19] using the Ψ_n correlation between the RXNP at forward and backward angles, where $\text{Res}(\Psi_n)$ is defined as $\langle \cos[n(\Psi_n - \Psi_{n,\text{real}})] \rangle$. Track and momentum reconstruction of charged particles was performed by combining hits from the drift chamber and pad chambers in the central spectrometers ($|\eta| < 0.35$), where the momentum resolution is $\delta p/p \approx 1.3\% \oplus 1.2\% \times p$ [20]. Charged pions were identified by combining time-of-flight from the electromagnetic calorimeters [21] covering azimuthal angle $\Delta\phi = \pi/2$, with reconstructed momentum and trajectory in the magnetic field. Particles within two standard deviations of the peak of charged pions in mass-squared distributions were identified as pions up to a momentum of ~ 1 GeV/c.

The experimentally measured correlation function is defined as $A(q)/B(q)$, where $A(q)$ is the relative-momentum distribution of all combinations of identified pion pairs in the same event, and $B(q)$ is the event-mixed background distribution of pairs formed from pions from different events, but with similar event centralities, vertex positions, and 2nd (3rd-order) event planes. To remove ghost tracks and detector inefficiencies, pairs with either $\Delta z < 5$ cm and $\Delta\phi < 0.07$ or $\Delta z < 70$ cm and $\Delta\phi < 0.02$ at the drift chamber were removed from the analysis, as were tracks separated by less than 17 cm at the front face of the electromagnetic calorimeters. The correlation functions were also binned according to the centrality of the event and the momentum of the pion pair. Positive and negative pion pairs were combined to cancel charge-dependent acceptance effect [22].

A three-dimensional analysis was performed with the Bertsch-Pratt parameterization assuming a Gaussian source [23, 24]:

$$G = \exp(-R_s^2 q_s^2 - R_o^2 q_o^2 - R_l^2 q_l^2 - 2R_{os}^2 q_s q_o). \quad (1)$$

In this framework, the relative momentum \mathbf{q} is decomposed into q_l , q_o and q_s , where q_l denotes the beam direction, q_o is perpendicular to q_l and parallel to the mean transverse momentum of the pair $\vec{k}_T = (\vec{p}_{1T} + \vec{p}_{2T})/2$, and q_s is perpendicular to both q_l and q_o . The R_μ ($\mu = s, o, l$) Gaussian parameters provide information on the size of the emission region in each direction, but R_o and (to a lesser extent) R_l include contributions from the emission duration and all are influenced by position-momentum correlations. The R_{os} is a cross term that arises from asymmetries in the emission region [25]. The analysis

was performed in the longitudinally co-moving system, where $p_{1z} = -p_{2z}$. The measured correlation functions were fit by:

$$C_2 = N[(\lambda(1+G))F_c + (1-\lambda)], \quad (2)$$

where N is a normalization factor and F_c is the Coulomb correction factor evaluated using a Coulomb wave function. Equation (2) is based on the core-halo model [26, 27], which divides the source into two regions: a central core that contributes to the quantum interference, and a long-range component that includes the decay of long-lived particles having a negligible Coulomb interaction and a quantum statistical interference that occurs in a relative momentum range that is too small to be resolved experimentally. The fraction of pairs in the core is given by λ .

Finite event-plane resolution reduces the oscillation amplitude of HBT radii relative to the event plane. In this analysis, a model-independent correction suggested in [28] was applied to $A(q)$ and $B(q)$. The correction factor is 54% (32%) for the 2nd-order (3rd-order) event planes in 0%–10% centrality. As a crosscheck, the oscillation amplitude was also corrected by dividing by $\text{Res}(\Psi_n)$ [29]. Both methods applied to the 2nd- and 3rd-order event-plane dependence are consistent within systematic uncertainties. The effect of momentum resolution was studied using GEANT simulations following previous analyses [22, 30] and its impact is negligible on the extracted radii ($< 1\%$).

Systematic uncertainties were estimated by the variation of single track cuts, pair selection cuts, and input source size for the Coulomb wave function. Also incorporated were the variations when using alternate event plane definitions from the forward, backward, and combined RXNPs. Total systematic uncertainties for R_s^2 and R_o^2 are not more than 5% (12%) and 7% (17%) for the 2nd-order (3rd-order) event plane, respectively.

Figure 1 shows R_s^2 , R_o^2 , R_l^2 , and R_{os}^2 for pions as functions of azimuthal angle ϕ with respect to Ψ_2 and Ψ_3 for two centrality bins, where $\langle k_T \rangle \approx 0.53$ GeV/c. The filled symbols show the extracted HBT radii and the open symbols are reflected by symmetry around $\phi - \Psi_n = 0$. For the 0%–10% bin, R_s^2 shows a very weak oscillation relative to both Ψ_2 and Ψ_3 , while R_o^2 clearly exhibits a stronger oscillation. For the 20%–30% bin, R_s^2 and R_o^2 for Ψ_2 show opposite-sign oscillations, as expected for an elliptical source viewed from in-plane and out-of-plane axes [10]. For Ψ_3 , R_s^2 shows a weaker angular dependence of the same sign as R_o^2 .

The oscillation amplitudes were extracted by fitting the angular dependence of R_μ^2 to the functional form:

$$R_\mu^2 = R_{\mu,0}^2 + 2 \sum_{n=m,2m} R_{\mu,n}^2 \cos[n(\phi - \Psi_m)] \quad (\mu = s, o, l),$$

$$R_\mu^2 = 2 \sum_{n=m,2m} R_{\mu,n}^2 \sin[n(\phi - \Psi_m)] \quad (\mu = os), \quad (3)$$

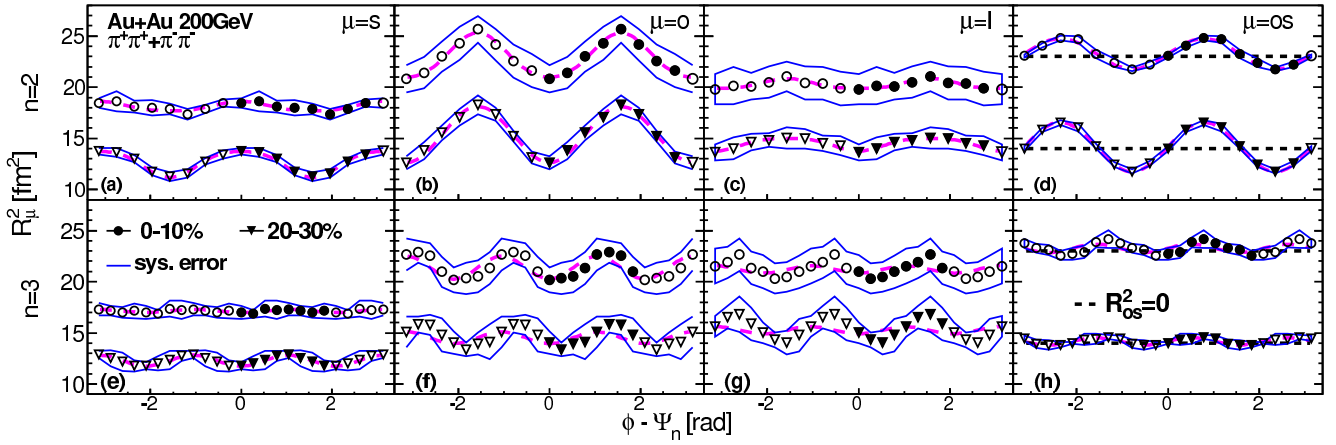


FIG. 1: (Color online) The azimuthal dependence of R_s^2 , R_o^2 , R_l^2 , and R_{os}^2 for charged pions in $0.2 < k_T < 2.0$ GeV/c with respect to 2nd (a-d) and 3rd-order (e-h) event plane in Au+Au collisions at $\sqrt{s_{NN}} = 200$ GeV. The R_{os}^2 is plotted relative to dashed lines representing $R_{os}^2 = 0$. The filled symbols show the extracted HBT radii and the open symbols are reflected by symmetry around $\phi - \Psi_n = 0$. Bands of two thin lines show the systematic uncertainties and dashed lines show the fit lines by Eq. (3).

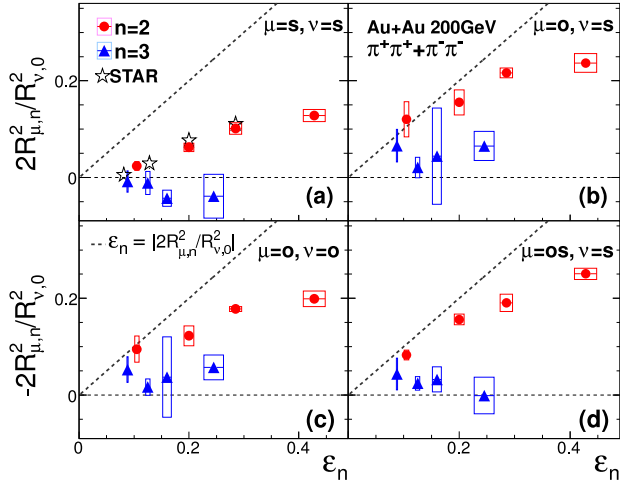


FIG. 2: (Color online) The solid points are the oscillation amplitudes relative to the average of HBT radii as a function of initial spatial anisotropy (ϵ_n), which are calculated using the Glauber model. Boxes show the systematic uncertainties. Open star symbols are the ϵ_{final} from STAR [10]. Dashed lines indicate the line of $\epsilon_n = |2R_{\mu,n}^2/R_{\nu,0}^2|$.

where $R_{\mu,n}^2$ are the Fourier coefficients [31].

Figure 2 shows the amplitudes relative to the average of R_s^2 , R_o^2 , and R_{os}^2 , $2R_{\mu,n}^2/R_{\nu,0}^2$, as functions of initial eccentricity (ϵ_2) and triangularity (ϵ_3). Each ϵ_n is calculated by Monte-Carlo Glauber simulation as given in Ref. [15, 33] and decreases with increasing centrality, however the centrality dependence of ϵ_3 is weaker than that of ϵ_2 .

The $2R_{s,2}^2/R_{s,0}^2$ (Fig. 2(a)) is sensitive to the final source eccentricity (ϵ_{final}) at freeze-out [28], and approaches the whole source eccentricity in the limit of $k_T = 0$. Our results for the Ψ_2 dependence are consis-

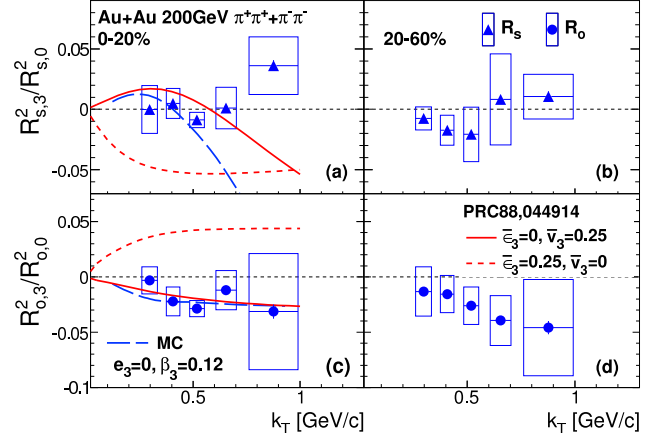


FIG. 3: (Color online) k_T dependence of R_s^2 ((a),(b)) and R_o^2 ((c),(d)) amplitudes relative to their averages for 3rd-order event plane in two centrality bins. Calculations of the Gaussian source model [32] are shown as solid and short-dashed (red) curves, where the values are scaled by 0.3. Calculations using the MC-simulation are shown as long-dashed (blue) curves.

tent with the STAR experiment [10]. We note that the ϵ_{final} defined from R_s has a systematic uncertainty of 30% due to the assumption of space-momentum correlation in the Blast-Wave model [28]. The positive value of ϵ_{final} indicates that the source shape still retains the initial shape extended out-of-plane, though reduced in magnitude. Other combinations of $|2R_{\mu,2}^2/R_{\nu,0}^2|$ also have similar ϵ_n dependence, but are larger than $2R_{s,2}^2/R_{s,0}^2$. They include contributions from the emission duration and will have different sensitivity to the dynamics [34]. The $2R_{s,3}^2/R_{s,0}^2$ are less than or equal to zero, which seems to be an opposite trend to other combinations,

as noted already in Fig. 1. For all amplitudes, the values for 3rd-order are small compared to those for 2nd-order.

It is well known that the HBT radii are influenced by the presence of dynamical correlations between momentum and spatial distributions at the time of freeze-out [35, 36], as evident in the transverse pair momentum k_T dependence of the radii. Figure 3 shows these results for the 3rd-order oscillation amplitudes. The $R_{o,3}^2/R_{o,0}^2$ decreases with k_T , whereas $R_{s,3}^2/R_{s,0}^2$ does not show a significant dependence.

Although the reduced 3rd-order anisotropy in Fig. 3 may indicate small triangular deformation at freeze-out, its interpretation is complicated by the influence of dynamical correlations from the triangular flow [32]. To illustrate the different contributions of these effects we show separately the k_T dependence for a source with radial symmetry and triangular flow ($\bar{e}_3=0$, $\bar{v}_3=0.25$) and a source with triangular deformation and radial flow ($\bar{e}_3=0.25$, $\bar{v}_3=0$) [37]. The model curves are taken from [32], but the radii are scaled by 0.3 to fit within the range of the data. The $R_{o,3}^2$ favors the deformed flow scenario, while the $R_{s,3}^2$ matches the deformed flow only at lower k_T .

To disentangle the relative contributions of spatial and flow anisotropy to the azimuthal dependence of HBT radii, we have performed a Monte-Carlo simulation introducing the spatial anisotropy and collective flow with anisotropic modulation at freeze-out. The assumptions of this model are similar to those adopted in the Blast-Wave (BW) model [28, 38], generalized for 3rd-order modulation, and do not include effects such as viscosity and source opacity. The particle distributions in the transverse plane were parameterized with a Woods-Saxon function, $\Omega(r) = 1/(1 + \exp[(r - R)/a])$. To control the final source triangularity, we introduced a parameter e_3 into the radius parameter R in $\Omega(r)$ as follows:

$$R = R_0 (1 - 2e_3 \cos[3(\phi - \Phi)]), \quad (4)$$

$$\beta_T = \beta_0 (1 + 2\beta_3 \cos[3(\phi - \Phi)]), \quad (5)$$

where ϕ is the azimuthal angle of particle positions, Φ is reference angle of the spatial anisotropy and triangular flow, and R_0 is average radius. To take the collective flow into account, generated particles were boosted in the transverse radial direction with a velocity β_T in addition to their thermal velocities. We used a similar definition to the BW model [28, 38] as the flow rapidity $\rho(r) = (r/R) \tanh^{-1}(\beta_T)$. In Eq. (5), β_0 represents the average of radial flow and β_3 is used to control the flow anisotropy. We assume that the particles are emitted with a Gaussian time distribution with $\Delta\tau$ standard deviation, which affects R_o , but not R_s . The effect of HBT interference was calculated by $\cos(\Delta\mathbf{x} \cdot \mathbf{q})$, where $\Delta\mathbf{x}$ and \mathbf{q} are 4-vectors for relative distance and relative momentum of the pair. All other parameters except e_3 and β_3 were tuned to reproduce the strength of radial flow

measured by m_T spectra [39] and the averages of HBT radii shown in Fig. 1. For this analysis $\Delta\tau$ was set to 3.5 fm/c (2.7 fm/c) for 0%–10% (20%–30%) to achieve better agreement with the average of R_o^2 . A simulation result with $e_3 = 0$ and $\beta_3 = 0.12$ is shown in Fig. 3, displaying a trend that is qualitatively consistent with Ref. [32].

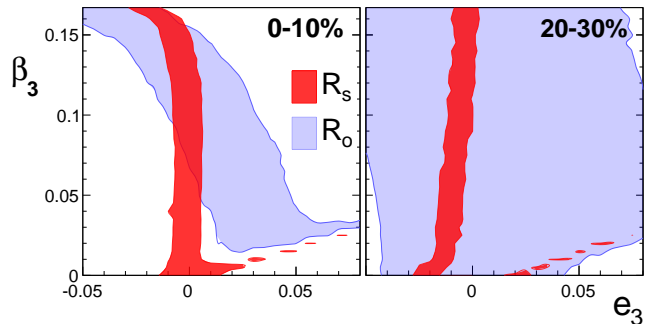


FIG. 4: (Color online) χ^2 contours representing the difference between data and simulation in $2R_{\mu,2}^2/R_{\mu,0}^2$ ($\mu=s, o$), as functions of e_3 and β_3 . Shaded areas represent χ^2 less than unity and constrained by the experimental uncertainty.

To understand how the data may constrain these values, we have performed a least-square fit for e_3 and β_3 . Figure 4 shows the contour plots of χ^2 defined by $(([2R_{\mu,3}^2/R_{\mu,0}^2]^{\text{exp}} - [2R_{\mu,3}^2/R_{\mu,0}^2]^{\text{sim}})/E)^2$, where E is the experimental uncertainty. The value of e_3 is well constrained by the measured value of R_s^2 , and indicates that the final triangularity is very close to zero. The inclusion of R_o^2 favors a positive value for β_3 for 0%–10%, but does not add much information to 20%–30%, where a slightly negative value of e_3 is favored by R_s^2 . We note that the discrepancy at high k_T remains, but the data integrated over k_T is primarily influenced by lower k_T pairs. Detailed comparison with a realistic hydrodynamic model (e.g., [32, 40]) will be a key to fully understand the results.

In summary, we have presented results on the azimuthal dependence of charged-pion HBT radii with respect to 2nd- and 3rd-order event planes in Au+Au collisions at $\sqrt{s_{NN}} = 200$ GeV. The results for the 2nd-order event plane dependence indicate that in noncentral events the source starts with an initial elliptical distribution and ends with an elliptical distribution at freeze-out, but with a diluted eccentricity due to the medium expansion. For the 3rd-order event plane results, the observed R_o^2 oscillation may come from flow anisotropy, but the small R_s^2 oscillation with the same sign as R_o^2 in noncentral collisions may imply that the source expansion with triangular flow inverts the initial triangular shape. A Monte-Carlo simulation for an expanding triangular transverse distribution produced results consistent with this interpretation. Comparisons with an event-by-event hydrodynamic model will be needed to reveal the relation of spatial and hydrodynamical flow anisotropy at

freeze-out, as well as to provide further constraints on the hydrodynamic evolution in relativistic heavy ion collisions.

We thank the staff of the Collider-Accelerator and Physics Departments at Brookhaven National Laboratory and the staff of the other PHENIX participating institutions for their vital contributions. We acknowledge support from the Office of Nuclear Physics in the Office of Science of the Department of Energy, the National Science Foundation, Abilene Christian University Research Council, Research Foundation of SUNY, and Dean of the College of Arts and Sciences, Vanderbilt University (U.S.A), Ministry of Education, Culture, Sports, Science, and Technology and the Japan Society for the Promotion of Science (Japan), Conselho Nacional de Desenvolvimento Científico e Tecnológico and Fundação de Amparo à Pesquisa do Estado de São Paulo (Brazil), Natural Science Foundation of China (P. R. China), Ministry of Education, Youth and Sports (Czech Republic), Centre National de la Recherche Scientifique, Commissariat à l'Énergie Atomique, and Institut National de Physique Nucléaire et de Physique des Particules (France), Bundesministerium für Bildung und Forschung, Deutscher Akademischer Austausch Dienst, and Alexander von Humboldt Stiftung (Germany), Hungarian National Science Fund, OTKA (Hungary), Department of Atomic Energy and Department of Science and Technology (India), Israel Science Foundation (Israel), National Research Foundation and WCU program of the Ministry Education Science and Technology (Korea), Physics Department, Lahore University of Management Sciences (Pakistan), Ministry of Education and Science, Russian Academy of Sciences, Federal Agency of Atomic Energy (Russia), VR and Wallenberg Foundation (Sweden), the U.S. Civilian Research and Development Foundation for the Independent States of the Former Soviet Union, the US-Hungarian Fulbright Foundation for Educational Exchange, and the US-Israel Binational Science Foundation.

* Deceased

† PHENIX Co-Spokesperson: morrison@bnl.gov

‡ PHENIX Co-Spokesperson: jamie.nagle@colorado.edu

- [1] K. Adcox *et al.* (PHENIX Collaboration), Nucl. Phys. A **757**, 184 (2005).
- [2] J. Adams *et al.* (STAR Collaboration), Nucl. Phys. A **757**, 102 (2005).
- [3] B. B. Back *et al.* (PHOBOS Collaboration), Nucl. Phys. A **757**, 28 (2005).
- [4] I. Arsene *et al.* (BRAHMS Collaboration), Nucl. Phys. A **757**, 1 (2005).
- [5] S. Pratt, Phys. Rev. Lett. **102**, 232301 (2009).
- [6] R. A. Soltz, I. Garishvili, M. Cheng, B. Abelev, A. Glenn, J. Newby, L. A. L. Levy, and S. Pratt, Phys. Rev. C **87**, 044901 (2013).
- [7] R. H. Brown and R. Q. Twiss, Nature **178**, 1046 (1956).
- [8] G. Goldhaber, S. Goldhaber, W. Lee, and A. Pais, Phys. Rev. **120**, 300 (1960).
- [9] U. Heinz and R. Snellings, Ann. Rev. Nucl. Part. Sci. **63**, 123 (2013).
- [10] J. Adams *et al.* (STAR Collaboration), Phys. Rev. Lett. **93**, 012301 (2004).
- [11] A. Adare *et al.* (PHENIX Collaboration), Phys. Rev. Lett. **107**, 252301 (2011).
- [12] K. Aamodt *et al.* (ALICE Collaboration), Phys. Rev. Lett. **107**, 032301 (2011).
- [13] G. Aad *et al.* (ATLAS Collaboration), Phys. Rev. C **86**, 014907 (2012).
- [14] S. A. Voloshin, J. Phys. G **38**, 124097 (2011).
- [15] B. Alver and G. Roland, Phys. Rev. C **81**, 054905 (2010).
- [16] K. Adcox *et al.* (PHENIX Collaboration), Nucl. Instrum. Meth. A **499**, 469 (2003).
- [17] M. Allen *et al.* (PHENIX Collaboration), Nucl. Instrum. Meth. A **499**, 549 (2003).
- [18] E. Richardson *et al.* (PHENIX Collaboration), Nucl. Instrum. Methods A **636**, 99 (2011).
- [19] A. M. Poskanzer and S. A. Voloshin, Phys. Rev. C **58**, 1671 (1998).
- [20] A. Adare *et al.* (PHENIX Collaboration), Phys. Rev. C **85**, 064914 (2012).
- [21] L. Aphecetche *et al.* (PHENIX Collaboration), Nucl. Instrum. Meth. A **499**, 521 (2003).
- [22] J. Adams *et al.* (STAR Collaboration), Phys. Rev. C **71**, 044906 (2005).
- [23] S. Pratt, Phys. Rev. D **33**, 72 (1986).
- [24] G. Bertsch, M. Gong, and M. Tohyama, Phys. Rev. C **37**, 1896 (1988).
- [25] M. Lisa, S. Pratt, R. Soltz, and U. Wiedemann, Ann. Rev. Nucl. Part. Sci. **55**, 357 (2005).
- [26] M. G. Bowler, Phys. Lett. B **270**, 69 (1991).
- [27] Y. M. Sinyukov, R. Lednickya, S. V. Akkelinb, J. Plutaa, and B. Erasmus, Phys. Lett. B **432**, 248 (1998).
- [28] F. Retière and M. A. Lisa, Phys. Rev. C **70**, 044907 (2004).
- [29] D. Adamová *et al.*, Phys. Lett. B **432**, 248 (1998).
- [30] C. Alt *et al.* (NA49 Collaboration), Phys. Rev. C **77**, 064908 (2008).
- [31] The $R_{\mu,n}^2$ as a fitting parameter could be negative, which means a different phase of the cosine function.
- [32] C. J. Plumberg, C. Shen, and U. Heinz, Phys. Rev. C **88**, 044914 (2013).
- [33] M. L. Miller, K. Reygers, S. J. Sanders, and P. Steinberg, Ann. Rev. Nucl. Part. Sci. **57**, 205 (2007).
- [34] U. Heinz and P. F. Kolb, Phys. Lett. B **542**, 216 (2002).
- [35] Y. Hama and S. S. Padula, Phys. Rev. S **37**, 3237 (1998).
- [36] S. V. Akkelin and Y. M. Sinyukov, Phys. Lett. B **356**, 525 (1995).
- [37] $\bar{\epsilon}_3$ parameterizes the triangular spatial source deformation and \bar{v}_3 represents the strength of a triangular flow in the model of [32].
- [38] S. S. Adler *et al.* (PHENIX Collaboration), Phys. Rev. C **72**, 014903 (2005).
- [39] S. S. Adler *et al.* (PHENIX Collaboration), Phys. Rev. C **69**, 034909 (2004).
- [40] P. Bozek, arXiv:1401.4894.