

# On morphoelastic rods

A. Tiero\* and G. Tomassetti\*

## Abstract

Morphoelastic rods are thin bodies which can grow and can change their intrinsic curvature and torsion. We deduce a system of equations ruling accretion and remodeling in a morphoelastic rod by combining balance laws involving non-standard forces with constitutive prescriptions filtered by a dissipation principle that takes into account both standard and non-standard working. We find that, as in the theory of three-dimensional bulk growth proposed in [A. DiCarlo and S. Quiligotti, *Mech. Res. Commun.* 29 (2002) 449-456], it is possible to identify a universal coupling mechanism between stress and growth, conveyed by an Eshelbian driving force.

**Keywords:** growth, remodeling, thin structures, configurational forces, material forces.

## 1 Introduction

Unlike common engineering materials, living matter can adapt to environmental changes by growing and by actively modifying its structure. When trying to accommodate these features in the infrastructure of continuum mechanics, a key issue is to distinguish growth from strain. Beginning with [44], this issue has been addressed through the multiplicative decomposition

$$\nabla\chi = \mathbf{F}\mathbf{G} \quad (1)$$

of the *deformation gradient*  $\nabla\chi$  into a part  $\mathbf{F}$  accounting for mechanically-induced strain, and a part  $\mathbf{G}$  accounting for growth. The multiplicative decomposition (1) plays a central role in several mechanical theories, such as finite-deformation thermoplasticity and elastoplasticity [30]. In all these theories,  $\mathbf{G}$  yields the local *zero-stress state*, and its value at a given point of the reference configuration indicates how the neighborhood of that point would deform if isolated from the rest of the body.

The additional degrees of freedom brought in by the *growth tensor*  $\mathbf{G}$  demand additional evolution laws whose choice and interpretation set a formidable challenge. In the format set forth in [11] the laws governing the evolution of  $\mathbf{G}$  are obtained by combining suitable constitutive prescriptions with the balance equation

$$\mathbf{C} = \mathbf{B}, \quad (2)$$

---

\*Dipartimento di Ingegneria Civile e Ingegneria Informatica, Università di Roma Tor Vergata. Via Politecnico 1, 00133 Roma. Italy. Email: [tiero@uniroma2.it](mailto:tiero@uniroma2.it), [tomassetti@ing.uniroma2.it](mailto:tomassetti@ing.uniroma2.it). G.T. acknowledges financial support from the Italian INdAM-GNFM through Project “*PROGETTO GIOVANI 2013: Modellazione matematica dei fenomeni di morphing*”.

which involves an *inner remodeling couple*  $\mathbf{C}$  and an *outer remodeling couple*  $\mathbf{B}$ . Remodeling couples are work conjugates of the *accretion velocity*:

$$\dot{\mathbf{G}} = \dot{\mathbf{G}}\mathbf{G}^{-1} \quad (3)$$

(the superimposed dot denotes partial derivative with respect to time), and cooperate with standard stress and standard forces to the total power expenditure. The balance statement (2), obtained from the principle of virtual powers along the guidelines set forth by Germain [17, 18], is accompanied by a carefully-tailored version of the dissipation inequality. If the stress response of the material is elastic, the dissipation inequality is satisfied during whatever evolution process if and only if the self-remodeling couple has the form:

$$\mathbf{C} = \mathbf{E} + \mathbf{C}_+ \quad (4)$$

where the dissipative response  $\mathbf{C}_+$  expends non-negative power, and

$$\mathbf{E} = \hat{\varphi}(\mathbf{F})\mathbf{I} - \mathbf{F}^T\mathbf{S}, \quad (5)$$

with  $\hat{\varphi}(\mathbf{F})$  the *free energy per unit relaxed volume* and  $\mathbf{S} = \partial\check{\varphi}(\mathbf{F})$  the *energetic stress*.

Remarkably, the expression of the *energetic self-remodeling couple*  $\mathbf{E}$  coincides, *mutatis mutandis*, with that of the *Eshelby stress*, a tensorial quantity involved in Eshelby's notion of a force acting on a defect in an elastic body [12]. Eshelby's original derivation was based on variational arguments, and it took quite a while to reckon (5) as a constitutive statement for a non-standard dynamical descriptor [23, 31, 41]. Yet, several researchers still contend the mechanical relevance of the Eshelby stress, regarding it as a derived object. As a matter of fact, it is not necessary to invoke the theory of configurational forces to argue that the Eshelby tensor has a mechanical significance of its own: genuine variational arguments can be adduced to show that if material structure is allowed to change then standard and configurational balances cannot be deduced from each other [40].

The literature on three-dimensional continuous bodies which can change their relaxed shape by growth and remodeling is extremely developed, as evident from recent surveys on the subject [1, 26, 33]. This is not the case for *morphoelastic structures* that is to say, thin bodies, such as rod and shells, which can change their relaxed shape [19, 32, 38, 35]. This, despite the fact that models of thin structures, being more accessible to analytical investigation because of their simplicity, seem to be better suited to explain certain qualitative feature of several biological systems [20, 21, 22].

When considering a rod, one may ask: 1) what decomposition should replace (1); what balance statement should take the place of (2); 3) what mechanical construct would substitute the Eshelby stress. When looking for an answer to these questions, one must recall that a rod is a one-dimensional oriented continuum; as such, its configuration consists of a pair  $\mathbf{r} = (\mathbf{R}, \mathbf{r})$  of a vector field  $\mathbf{r}$  and a rotation field  $\mathbf{R}$  defined in one-dimensional domain (the axis of the rod in the reference configuration). The vector  $\mathbf{r}(x)$  delivers the placement of the centroid of the typical section  $x$ , whereas the rotation  $\mathbf{R}(x)$  yields the orientation of the same section (see Fig. 1 and Eq. (19) below). For an *unshearable rod*, the case we consider in this paper,  $\mathbf{r}$  and  $\mathbf{R}$  are related by

$$\frac{\partial_x \mathbf{r}(x)}{|\partial_x \mathbf{r}(x)|} = \mathbf{R}(x)\mathbf{a}, \quad (6)$$

where  $\mathbf{a}$  is a constant unit vector orthogonal to the section in the reference configuration (see Fig. 2 below). Then, one is led to mimic (1) by decomposing the *visible stretch*  $|\partial_x \mathbf{r}(x)|$  into a *mechanical stretch*  $\nu > 0$  and, using the terminology of [35], a *growth stretch*  $\lambda > 0$ :

$$|\partial_x \mathbf{r}(x)| = \nu \lambda. \quad (7)$$

In order to provide the theory with a non-trivial range of application, we cannot content ourselves with (7). In actual biological systems, not only length, but also spontaneous curvature and torsion evolve with time. For instance, the change of spontaneous curvature is the mechanism at the basis of gravitropism [3, 14, 34], namely, the ability of certain plant organs to attain and keep their vertical posture. In the so-called *geometrically-exact rod model* [48], curvature and torsion are accounted for through the skew-symmetric tensor

$$\mathbf{U} = \mathbf{R}^T \mathbf{R}', \quad (8)$$

where the prime sign denotes differentiation along the axis in the relaxed configuration:<sup>1</sup>

$$\mathbf{R}' = \lambda^{-1} \partial_x \mathbf{R}. \quad (9)$$

Observe that, for a standard elastic rod,  $\lambda = 1$  so that  $\mathbf{R}' = \partial_x \mathbf{R}$  becomes the conventional derivative along the axis in the reference configuration (which in this case coincides with the relaxed configuration). In order to allow the curvature of the relaxed configuration to change with time, we decompose the strain measure  $\mathbf{U}$  into a mechanical part  $\mathbf{U}_m$  and a distortion part  $\mathbf{U}_d$ :

$$\mathbf{U} = \mathbf{U}_m + \mathbf{U}_d, \quad (10)$$

and we assume that the free energy per unit relaxed length depends only on the mechanical part of  $\mathbf{U}$ :

$$\psi = \widehat{\psi}(\mathbf{U}_m). \quad (11)$$

When comparing (10) with the decompositions (1) and (7), one cannot but notice the addition operation in place of composition. The reason for this discrepancy is that the strain measure  $\mathbf{U}$  should be thought as an element of a linear space, rather than of a group. Indeed, if we think of  $\mathbf{R}$  as an element of a differentiable manifold (namely, the *Lie group*  $\text{SO}(3)$ ), then by a glance at (8) see that  $\mathbf{U}$  is an element of the tangent space at the identity  $\mathbf{I}$  (precisely, the *Lie algebra*  $\mathfrak{so}(3)$ ).

We remark that decomposition such as (7) and (10) are standard in structural theories that incorporate anelastic effects. However, what distinguishes growth stretch from thermal or plastic stretch is its use as renormalization factor to define energy and work densities (see for instance (21), (22), and (23) in Section 2.2 of this paper).

With (7) and (10) at our disposal, we recognize the scalar field  $\lambda$  and the tensor field  $\mathbf{U}_d$  as the additional degrees of freedom brought in by growth and remodeling.

---

<sup>1</sup>Compare with (8) in [10].

Accordingly, we introduce an *internal accretion force*  $S$ , work conjugate of the *axial accretion velocity*

$$\dot{\lambda} = \frac{\dot{\lambda}}{\lambda}, \quad (12)$$

and a *remodeling moment*  $\mathbf{S}_d$ , work conjugate to the *remodeling velocity*  $\dot{\mathbf{U}}_d$ . In order to make our treatment as simple as possible, we neglect elastic stretch by setting

$$\nu = 1, \quad (13)$$

so that  $\mathbf{U}$  is the only visible strain. The evolution of  $\mathbf{U}$  is accompanied by internal power expended by a skew symmetric *bending-torsion moment*  $\mathbf{S}$  (see Fig. 3 below). Thus the internal power per unit content is:

$$w_{\text{int}} = \mathbf{S} \cdot \dot{\mathbf{U}} + \mathbf{S}_d \cdot \dot{\mathbf{U}}_d + S \dot{\lambda}. \quad (14)$$

Virtual variations of the growth stretch  $\lambda$  and of the distortion field  $\mathbf{U}_d$  generate the balance laws (see (33a) and (36) below):

$$S - \mathbf{S} \cdot \mathbf{U} - \mathbf{s} \cdot \mathbf{u} = B, \quad (15a)$$

$$\mathbf{S}_d = \mathbf{B}_d, \quad (15b)$$

where  $\mathbf{s}$  is the (reactive) work-conjugate of the vectorial strain measure  $\mathbf{u}$  (see Fig. 2 and Eq. (27) below) associated to shear and extension, which in the present case coincides with the unit vector  $\mathbf{a}$  (see (28) below). In our case, the energetic part the internal accretion force coincides with the free energy per unit relaxed length:  $S^{\text{gener}} = \widehat{\psi}(\mathbf{U}_m)$ . Thus, the balance equation (15a) takes the form

$$E + S^{\text{diss}} = B, \quad (16)$$

where  $S^{\text{diss}}$ , the dissipative part of the internal accretion force, enters a reduced dissipation inequality (see (39b) below), and where

$$E = \widehat{\psi}(\mathbf{U}_m) - \mathbf{S} \cdot \mathbf{U} - \mathbf{s} \cdot \mathbf{u} \quad (17)$$

is the *Eshelbian accretion force*.

The theory we propose should be suitable to model biological system whose geometrical features resemble those of a rod, such as for example plant organs. In particular, the external forces  $B$  and  $\mathbf{B}_d$  may be used to account for physical and chemical stimuli from the environment, which drive growth and remodeling. Their choice depends on the particular application one is being after, and is beyond the scope of the present paper. Rather, our aim is to emphasize that a state of stress alone may induce growth and remodeling, even in the absence of chemical actions. In order to illustrate this point, we provide two examples in Section 3. In Example 1, growth takes place at the expense of external work performed by an applied load. In Example 2, growth is induced by relaxation of elastic energy. In both cases, an important role is played by the *cost of axial accretion*:

$$\psi_0 = \widehat{\psi}(\mathbf{0}), \quad (18)$$

namely, the energetic cost associated to a unit increase of the growth stretch  $\lambda$ . In particular, it is seen that if this cost is positive, then the structure has a tendency to shrink, unless other material forces prevent it from doing so.

What distinguishes our approach from other treatments of morphoelastic rods is that in our model the laws governing the evolution of the spontaneous curvature and growth stretch are a consequence of a constitutively-augmented non-standard force balances. In particular, the Eshelbian accretion force defined in (17) provides a possible mechanism for the interaction between growth and stress descriptors. As a matter of fact the notion of material force in structural theories is not new [6, 29, 28, 37]. In the small-strain setting, the configurational balance equation (33a) has already been deduced in [49] by extending previous work in [39, 42]. Very recently, theoretical insight and experimental evidence has shown the relevance of material forces in rods [5].

## 2 General theory

### 2.1 Visible kinematics

We identify the reference configuration of the rod with the cylinder  $\mathcal{R} = (0, 1) \times \mathcal{S}$  where  $\mathcal{S}$  is a plane region. Thus, we think the typical material point of  $\mathcal{R}$  as a pair  $(x, p)$ , with  $x \in (0, 1)$  and  $p \in \mathcal{S}$ . As in standard rod theory, we assume that the place  $f$  occupied by this point at time  $t$  has the following representation:

$$f(x, p, t) = q_0(x, t) + \mathbf{R}(x, t)(p - p_0), \quad q_0(x, t) = p_0 + \mathbf{r}(x, t), \quad (19)$$

where  $\mathbf{r}(x, t)$  is a vector and  $\mathbf{R}(x, t)$  is a rotation tensor.

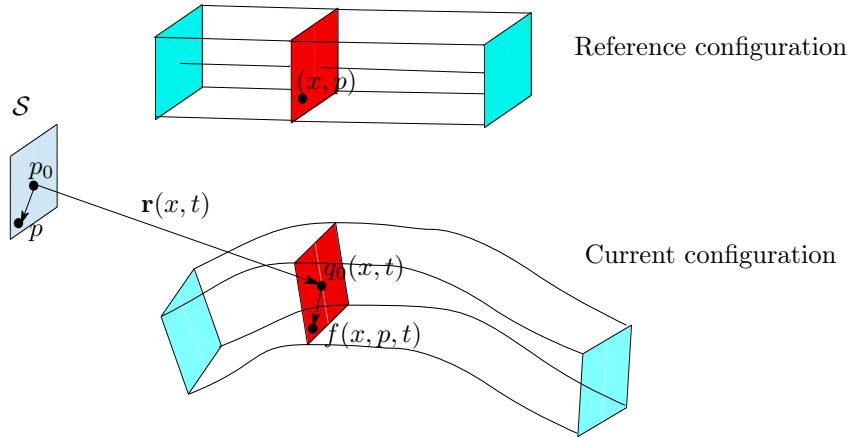


Figure 1: Placement of the typical section.

Accordingly, the velocity of the same point can be written as

$$\dot{f}(x, p, t) = \mathbf{w}(x, t) + \mathbf{W}(x, t)(f(x, p, t) - q_0(x, t)),$$

where

$$\mathbf{W} = \dot{\mathbf{R}}\mathbf{R}^T \quad \text{and} \quad \mathbf{w} = \dot{\mathbf{r}} - \mathbf{W}\mathbf{r} \quad (20)$$

are, respectively, the *spin* and the *linear velocity* resolved with respect to  $p_o$ . Our motivation for resolving velocities with respect to the *fixed pole*  $p_o$  instead of the *moving pole*  $q_o(x, t)$  will be apparent when discussing balance equations.

## 2.2 Kinematics of growth and remodeling

Three traits distinguish our developments from standard rod theory. The first is that, when computing energies and power expenditures as integrals of certain densities, we do not perform integration with respect to the Lebesgue measure  $dx$ . Instead, we integrate with respect to the time-dependent *content measure*:

$$ds = \lambda(x, t)dx, \quad (21)$$

whose density  $\lambda$ , the *specific content*, is a positive scalar field that is prescribed only at the beginning of the motion, and evolves according to certain laws that we shall specify later in this paper. To give two examples of this practice: 1) we write the free energy stored in a *part*  $(a, b) \subset (0, 1)$  as

$$\Psi[(a, b)] := \int_a^b \psi ds, \quad (22)$$

and we refer to  $\psi$  as the *free energy per unit content*; 2) when prescribing the power expenditure of body forces on  $(a, b)$ , we write

$$\mathcal{W}_{\text{ext}, \mathbf{b}}[(a, b)] := \int_a^b (\mathbf{B} \cdot \mathbf{W} + \mathbf{b} \cdot \mathbf{w}) ds. \quad (23)$$

We refer to  $\mathbf{B}$  and  $\mathbf{b}$ , as respectively, the *body couple resolved with respect to  $p_o$*  and the *body force*, measured per per unit content. Here the dot product between skew tensors is defined as  $\mathbf{B} \cdot \mathbf{W} = \frac{1}{2}\mathbf{B} : \mathbf{W} = \frac{1}{2}\text{tr}(\mathbf{B}^T \mathbf{W})$ , with  $\text{tr}(\cdot)$  the *trace operator*.<sup>2</sup>

A second distinguishing trait of our theory is that, when performing derivatives holding  $t$  fixed, we make systematic use of the differential operator:

$$\varphi' = \lambda^{-1} \partial_x \varphi. \quad (24)$$

The significance of the differential operator  $(\cdot)'$  is best understood by considering the parametrization

$$x \mapsto s = s(x, t) = \int_0^x \lambda(y, t) dy. \quad (25)$$

The field  $s(x, t)$  is the *total content of the part*  $(0, x)$  *at time*  $t$ . It is readily seen that  $\varphi'$  is the derivative of  $\varphi$  with respect to  $s$  holding  $t$  fixed.<sup>3</sup> Likewise, when computing certain derivatives holding  $x$  fixed to obtain rate-like quantities, we make use of the operator:

$$\dot{\varphi} = \lambda^{-1} \partial_t \varphi. \quad (26)$$

---

<sup>2</sup>A consequence of adopting this convention is that the dot product between two skew tensors coincides with the scalar product between the corresponding axial vectors. For instance, on denoting by  $\mathbf{b}$  and  $\mathbf{w}$  the axial vectors of, respectively,  $\mathbf{B}$  and  $\mathbf{W}$ , we have  $\mathbf{B} \cdot \mathbf{W} = \mathbf{b} \cdot \mathbf{w}$ .

<sup>3</sup>Since  $\lambda$  is strictly positive, this function has an inverse  $s \mapsto \tilde{x}(s, t)$ . Hence, the description  $\varphi(x, t)$  of any time dependent field  $\varphi$  may be provided in terms of  $s$  through the function  $\tilde{\varphi}(s, t) := \varphi(\tilde{x}(s, t), t)$ , and  $\varphi'(x, t) = \partial_s \tilde{\varphi}(s(x, t), t)$ .

There are several reasons for introducing the operator  $(\cdot)'$ . One, purely technical, is that when performing integration with respect to the parameter  $s$ , integration-by-parts formulas hold true if we differentiate with respect to the same parameter. The other, in our opinion more fundamental, is that it seems to us appropriate to compute derivatives with respect to the content measure when introducing the strain measures:

$$\mathbf{U} = \mathbf{R}^T \mathbf{R}', \quad \mathbf{u} = \mathbf{R}^T \mathbf{r}'. \quad (27)$$

The skew-symmetric valued tensor field  $\mathbf{U}(x, t)$  accounts for torsion and bending, the vector field  $\mathbf{u}(x, t)$  for extension and shear.

In order to make our developments as simple as possible, we rule out extension and shear by enforcing the *internal constraint*:

$$\mathbf{u}(x, t) = \mathbf{a}, \quad (28)$$

where  $\mathbf{a}$  is a fixed unit vector orthogonal to  $\mathcal{S}$ . In view of (24), the constraint (28) entails  $\partial_x \mathbf{r}(x, t) = \lambda(x, t) \mathbf{R}(x, t) \mathbf{a}$ . Thus,  $\lambda = |\partial_x \mathbf{r}|$  and, by (25), the total content of the part  $(0, x)$  is the length of the curve  $(0, x) \ni y \mapsto q_0 + \mathbf{r}(y, t)$ ; moreover, the tangent to the axis at  $x$  is perpendicular to the section in the current configuration.

The third important feature of our theory is that a skew-symmetric *distortion field*  $\mathbf{U}_d(x, t)$  joins  $\mathbf{U}$  and  $\lambda$  in the list  $v = (\mathbf{U}, \mathbf{U}_d, \lambda)$  of *state variables*. The distortion field delivers the intrinsic curvature and the intrinsic torsion of the rod. As pointed out in the Introduction, the pair  $(\lambda, \mathbf{U}_d)$  plays, in the present context, the same role as the growth tensor  $\mathbf{G}$  in the decomposition (1).

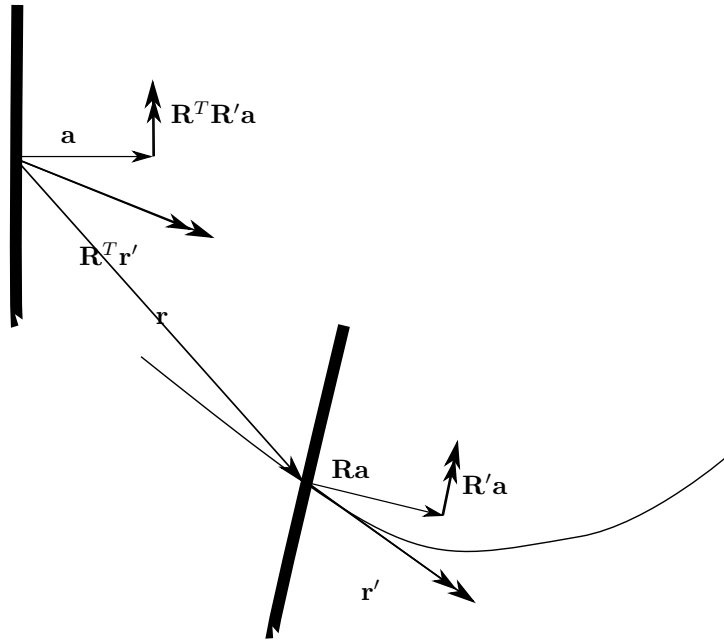


Figure 2: The geometrical interpretation of the strain measures  $\mathbf{U} = \mathbf{R}^T \mathbf{R}'$  and  $\mathbf{u} = \mathbf{R}^T \mathbf{r}'$ . We use double arrows to denote vectors obtained by differentiation (as well as their pull backs). The component of  $\mathbf{u}$  along  $\mathbf{a}$  measures axial stretch; the orthogonal component measures shear. If the rod is inextensible, then  $\mathbf{r}'$  is a unit vector. If, in addition, the rod is unshearable, then  $\mathbf{r}' = \mathbf{R} \mathbf{a}$ , and hence  $\mathbf{u} = \mathbf{a}$ .

### 2.3 Internal and external powers

Adopting the point of view of [11], we associate to the evolution of the *state*  $v = (\mathbf{U}, \mathbf{U}_d, \lambda)$  the *internal power*

$$\mathcal{W}_{\text{int}}([a, b]) = \int_a^b (\mathbf{S} \cdot \dot{\mathbf{U}} + \mathbf{S}_d \cdot \dot{\mathbf{U}}_d + S \dot{\lambda}) ds \quad (29)$$

expended within every part  $(a, b) \subset (0, 1)$  by a system of *dynamical descriptors*  $\sigma = (\mathbf{S}, \mathbf{S}_d, S)$ . We require that internal power expenditure be balanced by an external power, which we assume to be of the form:

$$\mathcal{W}_{\text{ext}}([a, b]) = \int_a^b (\mathbf{b} \cdot \mathbf{w} + \mathbf{B}_d \cdot \dot{\mathbf{U}}_d + B \dot{\lambda}) ds + \mathbf{t} \cdot \mathbf{w}|_a^b, \quad (30)$$

where

$$\mathbf{w} = (\mathbf{W}, \mathbf{w}), \quad \mathbf{b} = (\mathbf{B}, \mathbf{b}), \quad \mathbf{t} = (\mathbf{T}, \mathbf{t}). \quad (31)$$

Besides power expenditure by external body forces (*cf.* (23)), the right-hand side of (30) contains power expenditure by the external forces  $\mathbf{B}_d$  and  $B$  driving remodeling and growth. The field  $\mathbf{t}$  conveys the mechanical contact actions exerted on a part  $(a, b)$  by its complement  $(0, a) \cup (b, 1)$  (the rest of the rod). Thus,  $\int_a^b \mathbf{b} ds + \mathbf{t}|_a^b$  and  $\int_a^b \mathbf{B} ds + \mathbf{T}|_a^b$  represent, respectively, the resultant force acting on  $(a, b)$  and the skew tensor associated to the resultant moment *resolved with respect to the pole*  $p_o$ .

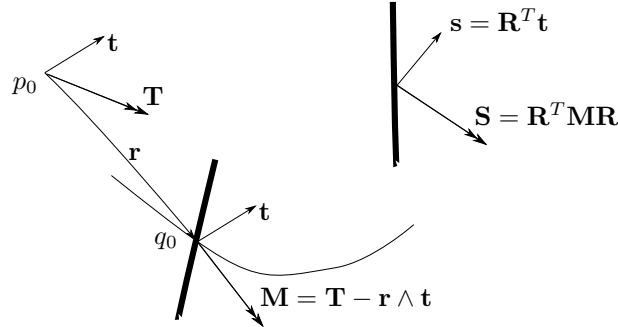


Figure 3: In standard rod theory, the internal forces transmitted by a section are accounted for by their resultant force  $\mathbf{t}$  and their resultant moment  $\mathbf{M}$  with respect to the current position  $q_0$  of its centroid. Here we use double arrows to sketch axial vectors of skew-symmetric tensors. The pair  $(\mathbf{T}, \mathbf{t})$  represents the same system of internal forces, resolved with respect to the fixed pole  $p_0$ . Standard transport *formulae* yield  $\mathbf{T} = \mathbf{M} + \mathbf{r} \wedge \mathbf{t}$ . The pair  $(\mathbf{S}, \mathbf{s})$  represents the same force system, resolved with respect to  $q_0$ , as registered by an observer moving with the section.

The relation between the various strain and stress measures is best understood by noticing that, when  $\dot{\lambda} = 0$  (no axial growth), the following identities hold (see Appendix 2):

$$\begin{aligned} \mathbf{S} \cdot \dot{\mathbf{U}} + \mathbf{s} \cdot \dot{\mathbf{u}} &= \mathbf{T} \cdot \mathbf{W}' + \mathbf{t} \cdot \mathbf{w}' \\ &= \mathbf{T} \cdot \mathbf{W}' + \mathbf{t} \cdot \dot{\mathbf{r}}' - \mathbf{t} \cdot \mathbf{W}' \mathbf{r} - \mathbf{t} \cdot \mathbf{W} \mathbf{r}' \\ &= \mathbf{M} \cdot \mathbf{W}' + \mathbf{t} \cdot (\dot{\mathbf{r}}' - \mathbf{W} \mathbf{r}'). \end{aligned} \quad (32)$$



## 2.4 Balance equations

As shown in the Appendix, the application of the *principle of virtual powers* yields:

1) The *configurational-balance equations*:

$$S - \mathbf{t} \cdot \mathbf{v} - \mathbf{T} \cdot \mathbf{V} = B, \quad \mathbf{S}_d = \mathbf{B}_d, \quad (33a)$$

where

$$\mathbf{V} = \mathbf{R}'\mathbf{R}^T \quad \text{and} \quad \mathbf{v} = \mathbf{r}' - \mathbf{V}\mathbf{r}. \quad (33b)$$

2) The *standard-balance equations*:

$$\mathbf{T}' + \mathbf{B} = \mathbf{0}, \quad \mathbf{t}' + \mathbf{b} = \mathbf{0}. \quad (33c)$$

3) The relation between referential and spatial stress descriptors:

$$\mathbf{S} = \mathbf{R}^T(\mathbf{T} - \mathbf{r} \wedge \mathbf{t})\mathbf{R}. \quad (34)$$

The first of (33a) can be reconciled with (15) by defining

$$\mathbf{s} = \mathbf{R}^T\mathbf{t}, \quad (35)$$

and by observing that

$$\mathbf{S} \cdot \mathbf{U} + \mathbf{s} \cdot \mathbf{u} = \mathbf{T} \cdot \mathbf{V} + \mathbf{t} \cdot \mathbf{v}. \quad (36)$$

## 2.5 Free energy and dissipation inequality

The distortion field determines, together with *torsion-bending field*  $\mathbf{U}$ , the *free energy per unit content*:

$$\psi = \widehat{\psi}(\mathbf{U} - \mathbf{U}_d), \quad (37)$$

which we assume to have a stationary point at  $\mathbf{0}$ . The field  $\mathbf{U}_d$  is to be interpreted as the torsion-bending field in a *relaxed configuration*  $\mathbf{r}_0 = (\mathbf{R}_0, \mathbf{r}_0)$  obtained, *modulo* an unessential rigid motion, by solving the differential equations  $\mathbf{R}'_0 = \mathbf{R}_0\mathbf{U}_d$  and  $\mathbf{r}'_0 = \mathbf{R}_0^T\mathbf{a}$ .

As a final step, we work out restrictions imposed on constitutive relations by the dissipation inequality:

$$\frac{d}{dt}\Psi[(a, b)] \leq \int_a^b (\mathbf{S} \cdot \dot{\mathbf{U}} + \mathbf{S}_d \cdot \dot{\mathbf{U}}_d + S\dot{\lambda})ds, \quad (38)$$

where  $\Psi[(a, b)]$ , the total free energy contained in the part  $(a, b)$ , has been defined in (22). We deduce these restrictions by proceeding in the manner of Coleman-Noll [8], bearing in mind the identity

$$\frac{d}{dt}\Psi[(a, b)] = \int_a^b (\dot{\psi} + \psi\dot{\lambda})ds.$$

As a result, the system of stresses may be split as  $\sigma = \sigma^{\text{ener}} + \sigma^{\text{diss}}$ , where the energetic part  $\sigma^{\text{ener}} = (\mathbf{S}^{\text{ener}}, \mathbf{S}_d^{\text{ener}}, S^{\text{ener}})$  is defined by

$$\mathbf{S}^{\text{ener}} = \widehat{\psi}'(\mathbf{U} - \mathbf{U}_d), \quad \mathbf{S}_d^{\text{ener}} = -\widehat{\psi}'(\mathbf{U} - \mathbf{U}_d), \quad S^{\text{ener}} = \widehat{\psi}(\mathbf{U} - \mathbf{U}_d). \quad (39a)$$

and where the dissipative part  $\sigma^{\text{diss}} = (\mathbf{S}^{\text{diss}}, \mathbf{S}_d^{\text{diss}}, N^{\text{diss}})$  is required consistent with the residual dissipation inequality:

$$\mathbf{S}^{\text{diss}} \cdot \dot{\mathbf{U}} + \mathbf{S}_d^{\text{diss}} \cdot \dot{\mathbf{U}}_d + S^{\text{diss}} \dot{\lambda} \geq 0. \quad (39b)$$

In the next section we provide an example of constitutive prescriptions consistent with (39b), and we construct two closed-form solutions displaying growth and remodeling.

### 3 Specialization and examples

In order to discuss concrete examples, we need to be more specific with our constitutive assumptions. To begin with, we assume that the *free-energy mapping*  $\widehat{\psi}(\cdot)$  is the sum of a constant  $\psi_0$  and a positive-definite quadratic form:

$$\widehat{\psi}(\mathbf{U}_m) = \psi_0 + \frac{1}{2} \mathbb{C} \mathbf{U}_m \cdot \mathbf{U}_m, \quad \mathbf{U}_m = \mathbf{U} - \mathbf{U}_d, \quad (40a)$$

where  $\psi_0$ , the *cost of axial accretion*, is a positive constant. The linear map  $\mathbb{C}$  transforms skew-symmetric tensors into skew-symmetric tensors. The simplest constitutive choice is:

$$\mathbb{C} = GJ_t \mathbf{A} \otimes \mathbf{A} + EJ(\mathbb{I} - \mathbf{A} \otimes \mathbf{A}), \quad (40b)$$

where  $G$  and  $E$  are, respectively, the shear and Young's moduli,  $J_t$  is the torsional moment of inertia,  $J$  is the bending moment of inertia,  $\mathbf{A}$  is the skew tensor associated to  $\mathbf{a}$ , and  $\mathbb{I}$  is the identity map. Here the tensor product  $\otimes$  between two skew-symmetric tensors  $\mathbf{A}$  and  $\mathbf{B}$  is defined by  $(\mathbf{A} \otimes \mathbf{B})\mathbf{C} = (\mathbf{B} \cdot \mathbf{C})\mathbf{A}$ . By (40), the first two equations in (39a) specialize into linear relations:

$$\mathbf{S}^{\text{ener}} = \mathbb{C}(\mathbf{U} - \mathbf{U}_d), \quad \mathbf{S}_d^{\text{ener}} = \mathbb{C}(\mathbf{U}_d - \mathbf{U}). \quad (41)$$

For the dissipative part of the stresses, we select

$$\mathbf{S}^{\text{diss}} = \mathbf{0}, \quad \mathbf{S}_d^{\text{diss}} = \mathbb{D} \dot{\mathbf{U}}_d, \quad S^{\text{diss}} = \beta \dot{\lambda}, \quad (42)$$

where  $\beta > 0$  and

$$\mathbb{D} = \tau_t GJ_t \mathbf{A} \otimes \mathbf{A} + \tau EJ(\mathbb{I} - \mathbf{A} \otimes \mathbf{A}), \quad (43)$$

with  $\tau_t$  and  $\tau$  appropriate characteristic times. For the reader's purpose, we collect all relevant unknowns and equations in two boxes at the end of this section.

#### 3.1 Example 1

We suppose that the rod be clamped at  $x = 0$  and pulled by an axial force applied at  $x = 1$ , as illustrated below.



Figure 4: Rod pulled by an axial force

We assume that: 1) the relaxed strain  $\mathbf{U}_d$  vanishes at time  $t = 0$ , that is,

$$\mathbf{U}_d(x, 0) = \mathbf{0}; \quad (44)$$

2) that standard and non-standard distributed external forces vanish, *i.e.*,

$$\mathbf{B} = 0, \quad \mathbf{b} = 0, \quad \mathbf{B}_d = 0, \quad B = 0. \quad (45)$$

We are going to show that the *length*  $\ell(t)$  of the rod obeys the exponential law

$$\ell(t) = \ell(0) \exp\left(\frac{f - \psi_0}{\beta} t\right), \quad (46)$$

where  $\beta > 0$  is the kinetic modulus introduced in (67).

In order to derive (46), we begin by asking:

$$\mathbf{r}(0, t) = \mathbf{0}, \quad \mathbf{R}(0, t) = \mathbf{0}, \quad (47a)$$

$$\mathbf{t}(1, t) = f\mathbf{a}, \quad \mathbf{T}(1, t) = \mathbf{0}, \quad (47b)$$

in order to account for the imposed constraints. Then, we look for solutions of (66)–(72) such that

$$\mathbf{R} = \mathbf{I}, \quad \mathbf{U}_d = \mathbf{0}. \quad (48)$$

Granted (48), we have  $\mathbf{U} = \mathbf{0}$ . Hence, by (70), the rotational parts of the left stress and of the remodeling couple vanish:

$$\mathbf{T} = \mathbf{S} = \mathbf{0}, \quad \mathbf{S}_d = \mathbf{0}. \quad (49)$$

Moreover, we have

$$\mathbf{t} = f\mathbf{a}. \quad (50)$$

By substituting (49) and (50) in the constitutive equation (70d), and by making use of *Ansatz* (48) we obtain  $S = \psi_0 - f + \beta \dot{\lambda}$ . Then, using (45) and the balance equation (66c), we arrive at the following evolution equation for  $\lambda$ :

$$\beta \frac{\dot{\lambda}}{\lambda} + \psi_0 - f = 0. \quad (51)$$

The solution of (51) is  $\lambda(x, t) = \lambda(x, 0) \exp\left(\frac{f - \psi_0}{\beta} t\right)$ . Since  $\ell(t) = \int_0^1 \lambda(x, t) dx$ , we obtain (46).

From this example, a flaw of our simple model becomes apparent: no growing body can reach a steady state when loaded by an external force, unless  $f = \psi_0$ , that is, the external force balances the cost of axial accretion. This feature appears also in the theory of three-dimensional bulk growth, as pointed out in the final remarks of [2].

As a remedy, we may think of replacing the last of (42), namely, the constitutive equation for the dissipative part of  $S$ , with a prescription drawn from the theory of viscoplasticity:

$$\begin{aligned} S^{\text{diss}} &\in [-\gamma, +\gamma] && \text{if } \dot{\lambda} = 0, \\ S^{\text{diss}} &= \beta \dot{\lambda} + \gamma \frac{\dot{\lambda}}{|\dot{\lambda}|} && \text{if } \dot{\lambda} \neq 0, \end{aligned} \quad (52)$$

which is equivalent to asking that  $S^{\text{diss}}$  be in the subdifferential of the dissipation potential  $\zeta(\dot{\lambda}) = \gamma|\dot{\lambda}| + \frac{1}{2}\beta\dot{\lambda}^2$ . Then, as is not difficult to check, the body would attain a steady state whenever  $|f - \psi_0| \leq \gamma$ . Be as it may, the reader should bear in mind that the constitutive assumptions of this section have been selected only because of their extreme simplicity, and are not intended to be exhaustive of all possible behaviors.

### 3.2 Example 2

We consider an initially-straight rod, whose terminal sections are instantaneously joined at time  $t = 0$ , as shown in Fig. 5.

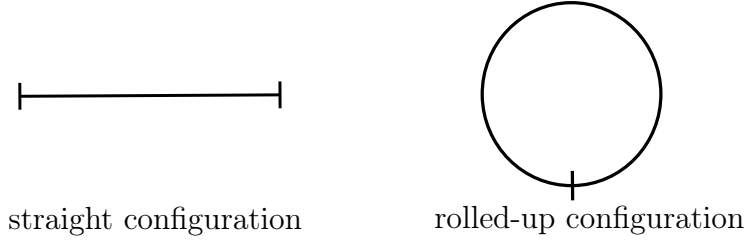


Figure 5: A ring.

Accordingly, we impose

$$\mathbf{r}(0, t) = \mathbf{r}(1, t), \quad \mathbf{R}(0, t) = \mathbf{R}(1, t) \quad (53)$$

for all  $t \geq 0$ . Moreover, as initial condition for  $\mathbf{U}_d$  we choose (44), and we suppose that the specific content at time  $t = 0$  be uniform:

$$\lambda(x, 0) = \lambda_0. \quad (54)$$

We look for solutions of (66)–(71) consistent with the following *Ansatz*:

$$\mathbf{U}(x, t) = \kappa(t)\mathbf{N}, \quad \mathbf{U}_d(x, t) = \kappa_0(t)\mathbf{N}, \quad \lambda(x, t) = \ell(t), \quad \mathbf{t} = 0, \quad (55)$$

where  $\mathbf{N}$  is a skew tensor of unit norm such that  $\mathbf{A} \cdot \mathbf{N} = 0$ . In order for (53) to be satisfied, the length  $\ell(t)$  and the curvature  $\kappa(t)$  must comply with:

$$\ell(t) = \frac{2\pi}{\kappa(t)} \quad (56)$$

at every time  $t$ . By combining (55) with the constitutive equations (70), we obtain

$$\mathbf{S} = EJ(\kappa - \kappa_0)\mathbf{N} \quad (57a)$$

$$\mathbf{S}_d = EJ(\kappa_0 - \kappa)\mathbf{N} + \tau EJ\dot{\kappa}_0\mathbf{N}, \quad (57b)$$

$$S = \psi_0 - \frac{1}{2}EJ(\kappa^2 - \kappa_0^2) + \beta\dot{\ell}/\ell. \quad (57c)$$

A substitution of (57a) into the balance equations (72) reveals that the standard-force balance (66a) is identically satisfied. On substituting (57b,c) into the remaining balance equations, taking into account (56), (45) and (48), we obtain the following system:

$$\bar{\tau}\dot{\kappa}_0 = \frac{\kappa - \kappa_0}{\alpha}, \quad \bar{\tau}\frac{\dot{\kappa}}{\kappa} = 1 - \frac{\kappa^2 - \kappa_0^2}{\bar{\kappa}^2}, \quad (58)$$

where  $\bar{\tau} = \frac{\beta}{\psi_0}$ , and  $\bar{\kappa} = \sqrt{\frac{2\psi_0}{EJ}}$  represent, respectively, a *characteristic time* and a *characteristic curvature*, and  $\alpha = \frac{\bar{\tau}}{\tau}$  is a parameter.

The characteristic time  $\bar{\tau}$ , and the characteristic curvature  $\bar{\kappa}$  can be disposed of by a suitable change of scale in the dependent and independent variables. Indeed, on introducing the dimensionless variables  $x_1 = \frac{\kappa_0}{\bar{\kappa}}$  and  $x_2 = \frac{\kappa}{\bar{\kappa}}$ , and on performing the change of timescale  $t \mapsto \frac{t}{\bar{\tau}}$ , we can write (58) as

$$\dot{x}_1 = \frac{x_2 - x_1}{\alpha}, \quad \dot{x}_2 = (1 + x_1^2 - x_2^2)x_2. \quad (59a)$$

By supplementing (59a) with the initial conditions

$$x_1(0) = 0, \quad x_2(0) = \sqrt{\frac{EJ}{2\psi_0} \frac{2\pi}{\lambda_0}}, \quad (59b)$$

we obtain a standard Cauchy problem.

For  $\alpha > 0$ , the function  $\mathbf{x} \mapsto \left( \begin{array}{c} \frac{x_2 - x_1}{\alpha} \\ (1 + x_1^2 - x_2^2)x_2 \end{array} \right)$  is locally Lipschitz continuous, therefore, by the Picard–Lindelöf theorem, the Cauchy problem (59) has unique solution in some non-empty interval  $[0, T)$ . Moreover,  $\dot{x}_2 > 0$  if  $0 < x_2 < 1$ . Thus, given that  $x_2(0) > 0$ , there exists  $c > 0$  such that  $x_2(t) \geq c$  for all  $t \in [0, T)$ . As a consequence,  $x_1(t) > 0$  for all  $t > 0$ .

It is not difficult to prove that the solution can be prolonged up to an arbitrary time. To this aim, we notice that

$$x_1^2(t) - x_2^2(t) \leq 0 \quad \forall t \geq 0. \quad (60)$$

Indeed, let us set  $z = x_1^2 - x_2^2$ . The initial conditions (59b) entail that  $z(0) < 0$ . Moreover,  $z(t)$  can never become positive. In fact, by (59a), we have  $\dot{z} = 2x_1 \frac{x_2 - x_1}{\alpha} - 2x_2^2(1 + z)$ , and hence  $z = 0$  implies  $\dot{z} < 0$ . Once (60) is established, it is immediately seen that  $x_2(t)$  is a subsolution of  $\dot{y} = y$ , hence there exists a positive constant  $C$  such that

$$x_2(t) \leq Ce^t \quad \forall t \geq 0. \quad (61)$$

As the growth rate of  $x_1(t)$  does not exceed that of  $x_2(t)$ , we have

$$x_1(t) \leq Ce^t. \quad (62)$$

Thanks to (61) and (62), we conclude that the solution does not blow up in finite time. Consequently, standard continuation arguments for ODEs apply, and we conclude that the solution exists for all positive times.

We do not carry over the rigorous treatment of the qualitative behavior of the solutions of (59). Instead, we base our discussion on the inspection of the phase portrait displayed below, which we have drawn numerically choosing  $\alpha = 1$ .

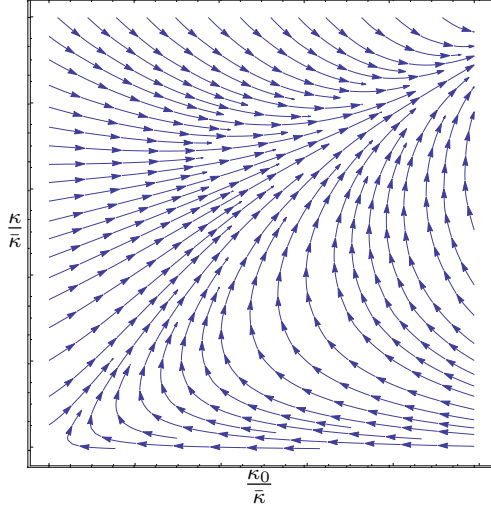


Figure 6: Phase portrait of (59) for  $\left(\frac{\kappa_0}{\bar{\kappa}}, \frac{\kappa}{\bar{\kappa}}\right) \in (0, 1) \times (0, 3/2)$ .

The phase portrait in Figure 6 shows that if  $\kappa(0) \geq \bar{\kappa}$ , then  $x_2(t) = \frac{\kappa(t)}{\bar{\kappa}}$  is monotone increasing. If, instead,  $\kappa(0) < \bar{\kappa}$ , then  $\kappa(t)$  decreases to a minimum, and then monotonically increases. In both cases, the curvature  $\kappa(t)$  tends to  $+\infty$  as  $t \rightarrow +\infty$ , hence the ring eventually shrinks to a point. This result is not surprising: taking into account the *Ansatz* (55), and recalling (56), it is immediately seen that the amount of energy stored in the ring is

$$\Psi = \frac{2\pi}{\kappa} \left( \psi_0 + \frac{1}{2} EJ(\kappa - \kappa_0)^2 \right). \quad (63)$$

During the first stage of the evolution process,  $\kappa_0$  is small, and hence

$$\Psi \simeq \frac{\psi_0}{\kappa} + \frac{1}{2} EJ\kappa. \quad (64)$$

The *addenda* appearing on the right-hand side of (64) are in competition: If  $\kappa < \bar{\kappa}$ , that is to say,  $\frac{1}{2} EJ\kappa^2 < \psi_0$ , then the *addendum*  $\frac{\psi_0}{\kappa}$  is dominant and energy minimization will drive  $\kappa$  towards  $+\infty$ , so that the length (and hence the total content) tends to null. If  $\kappa > \bar{\kappa}$ , that is,  $\psi_0 < \frac{1}{2} EJ\kappa^2$ , then the bending energy is dominant and, in order to reduce the total energy, the curvature of the ring must decrease.

At subsequent stages of the evolution process, the spontaneous curvature  $\kappa_0$  approaches  $\kappa$ , so that bending energy is negligible. In this case,

$$\Psi \simeq \frac{\psi_0}{\kappa}, \quad (65)$$

and energy minimization drives  $\kappa$  towards  $+\infty$ , so that the length of the ring tends to null.

### 3.3 Summary of unknowns and governing equations

Box 1: List of unknowns

Motion descriptors:

$$\mathbf{r}(x, t) \in \mathcal{V}, \quad \mathbf{R}(x, t) \in \text{Rot}.$$

State variables:

$$\mathbf{U}(x, t) \in \text{Skw}, \quad \mathbf{U}_d(x, t) \in \text{Skw}, \quad \lambda(x, t) \in \mathbb{R}^+.$$

Dynamical descriptors:

$$\mathbf{T}(x, t) \in \text{Skw}, \quad \mathbf{t}(x, t) \in \mathcal{V}, \quad \mathbf{S}(x, t) \in \text{Skw}, \quad \mathbf{S}_d(x, t) \in \text{Skw}, \quad S(x, t) \in \mathbb{R}.$$

$\mathcal{V}$ : space of translation vectors

Skw: space of skew-symmetric tensors

Rot: special orthogonal group

$\mathbb{R}^+$ : positive real numbers

Box 2: governing equations.

Balance:

$$\mathbf{T}' + \mathbf{B} = \mathbf{0}, \quad \mathbf{t}' + \mathbf{b} = \mathbf{0} \quad (66a)$$

$$\mathbf{S}_d = \mathbf{B}_d \quad (66b)$$

$$S - \mathbf{T} \cdot \mathbf{V} - \mathbf{t} \cdot \mathbf{v} = B. \quad (66c)$$

Compatibility:

$$\mathbf{U} = \mathbf{R}^T \mathbf{R}', \quad \mathbf{u} = \mathbf{R}^T \mathbf{r}' \quad (67)$$

$$\mathbf{V} = \mathbf{R}' \mathbf{R}^T, \quad \mathbf{v} = \mathbf{r}' - \mathbf{V} \mathbf{r}. \quad (68)$$

Internal constraint:

$$\mathbf{u}(x, t) = \mathbf{a}. \quad (69)$$

Response:

$$\psi = \psi_0 + \frac{1}{2} \mathbb{C}(\mathbf{U} - \mathbf{U}_d) \cdot (\mathbf{U} - \mathbf{U}_d) \quad (70a)$$

$$\mathbf{S} = \mathbb{C}(\mathbf{U} - \mathbf{U}_d) \quad (70b)$$

$$\mathbf{S}_d = \mathbb{C}(\mathbf{U}_d - \mathbf{U}) + \mathbb{D} \dot{\mathbf{U}}_d \quad (70c)$$

$$S = \psi + \beta \dot{\lambda}. \quad (70d)$$

Relation between  $\mathbf{T}$  and  $\mathbf{S}$ :

$$\mathbf{S} = \mathbf{R}^T (\mathbf{T} - \mathbf{r} \wedge \mathbf{t}) \mathbf{R}. \quad (71)$$

Stiffness and viscosity tensors:

$$\mathbb{C} = G J_t \mathbf{A} \otimes \mathbf{A} + E J (\mathbb{I} - \mathbf{A} \otimes \mathbf{A}), \quad (72a)$$

$$\mathbb{D} = \tau_t G J_t \mathbf{A} \otimes \mathbf{A} + \tau E J (\mathbb{I} - \mathbf{A} \otimes \mathbf{A}) \quad (72b)$$

where  $\mathbf{A} \mathbf{v} = \mathbf{a} \times \mathbf{v} \quad \forall \mathbf{v} \in \mathcal{V}$ .

## 4 Appendix

### 4.1 Three-dimensional bulk growth

In this subsection we expound the main traits of the theory proposed in [11]. Our treatment slightly departs from [11], both in notation and in method, and is more close to [25, Pt. XVI], where the large-deformation theory of isotropic plasticity is discussed. This is not a coincidence, since this large-deformation plasticity has many points in common with the theory of bulk growth.

The point of view guiding the development of the theory is that a continuum theory that aims at describing a certain class of bodies should be based on a *minimal set of balance principles* capturing the relevant physics, and valid for all instances of that class. The difference between material response within the same class should be incorporated into constitutive prescriptions. This point of view allows a systematic derivation of theories describing the behavior of solids whose material structure may evolve, such as for



instance plastic flow, phase transformation in shape-memory alloys and ferromagnetic materials.

Due to lack of intuition, it is not always clear what are the appropriate balance principles to be adopted. To this aim, the *method of virtual powers* has proven to be extremely useful, as illustrated to a considerable extent in the recent monographs [25] and [16]. In order to be applied, this method requires, for each degree of freedom, a specification of power expenditure associated to its evolution. In particular, for a body undergoing bulk growth, it seems appropriate to assume that the external and internal powers have the form:

$$\begin{aligned} \mathcal{W}_{\text{int}}(\mathcal{P}) &= \int_{\mathcal{P}} \mathbf{T}_R : \nabla \dot{\boldsymbol{\chi}} + J \mathbf{C} : \mathring{\mathbf{G}}, \quad \text{and} \\ \mathcal{W}_{\text{ext}}(\mathcal{P}) &= \int_{\mathcal{P}} \mathbf{b}_R \cdot \dot{\boldsymbol{\chi}} + J \mathbf{B} : \mathring{\mathbf{G}} + \int_{\partial \mathcal{P}} \mathbf{t}_R(\mathbf{n}) \cdot \dot{\boldsymbol{\chi}}, \end{aligned} \quad (73)$$

Here, as usual in continuum mechanics, we describe the visible motion (*i.e.*, the motion that may be observed at the macroscopic level) of a body by fixing once and for all a *referential region*  $\mathcal{B}$  and by considering a placement map  $\boldsymbol{\chi}(\mathbf{X}, t)$  which associates to each  $\mathbf{X} \in \mathcal{B}$  its position at time  $t$ . The domain of integration in (73) is the typical *referential body part*  $\mathcal{P} \subset \mathcal{B}$ . A double dot denotes standard contraction between tensors, that is,  $\mathbf{A} : \mathbf{B} = \text{tr}(\mathbf{A}^T \mathbf{B})$ .

The dot products between the fields  $\mathbf{b}_R$  and  $\mathbf{t}_R(\mathbf{n})$  with the *visible velocity*  $\dot{\boldsymbol{\chi}}$  yield power densities per unit reference volume and per unit reference area, respectively. Since there is substantial agreement on notions such as velocity and mechanical power, one readily interprets  $\mathbf{b}_R$  and  $\mathbf{t}_R(\mathbf{n})$ , respectively, as the *referential body force density* and the *referential traction density*. The latter accounts for contact interactions between parts of the body, and between the body and its exterior; as such, is assumed to depend only on the *outward unit vector*  $\mathbf{n}$  to  $\partial \mathcal{P}$ , as usual in continuum mechanics. Likewise, one easily identifies the tensor field  $\mathbf{T}_R$  with the *Piola stress* [25, §24.1], since this field expends power on the *referential gradient*  $\nabla \dot{\boldsymbol{\chi}}$  of the visible velocity.

The interpretation of the *inner remodeling couple*  $\mathbf{C}$  and the *outer remodeling couple*  $\mathbf{B}$  is an issue, since the notion of bulk growth as a *microscopic process* is not part of common intuition. Yet, their introduction is mandatory if we are to account for power expenditure associated to the *accretion rate*:

$$\mathring{\mathbf{G}} = \dot{\mathbf{G}} \mathbf{G}^{-1}, \quad (74)$$

a power whose density we renormalize with respect to the *relaxed Jacobian*:

$$J = \det \mathbf{G} \quad (75)$$

which delivers volume change associated to accretion. A link between accretive forces and homeostatic stress has been established in [2]; however, this interpretation can be given only *a posteriori*, once a model has been assembled and its predictions have been compared with physical observation. At this stage, we content ourselves with regarding accretion stresses as *primitive objects*, just as standard forces.

Let us assume that *external and internal powers be balanced*:

$$\mathcal{W}_{\text{int}}(\mathcal{P}) - \mathcal{W}_{\text{ext}}(\mathcal{P}) = 0 \quad (76)$$

for every pair  $(\dot{\boldsymbol{\chi}}, \dot{\mathbf{G}})$ , regarded as *arbitrary test functions*, and for each part  $\mathcal{P}$ . By the application of the divergence theorem, (76) becomes:

$$\int_{\mathcal{P}} (\text{Div} \mathbf{T}_R + \mathbf{b}_R) \cdot \dot{\boldsymbol{\chi}} + J(\mathbf{B} - \mathbf{C}) : \dot{\mathbf{G}} + \int_{\partial \mathcal{P}} (\mathbf{t}_R(\mathbf{n}) - \mathbf{T}_R \mathbf{n}) \cdot \dot{\boldsymbol{\chi}} = 0. \quad (77)$$

By choosing virtual velocities that vanish on  $\partial \mathcal{P}$ , and such that  $\dot{\mathbf{G}} = 0$ , and by a localization argument (see [25]), we obtain the *standard-force balance*:

$$\text{div} \mathbf{T}_R + \mathbf{b}_R = \mathbf{0}. \quad (78)$$

With (78) at hand, taking velocities that do not necessarily vanish on  $\partial \mathcal{P}$ , and using again a localization argument we obtain the *Cauchy relation*:

$$\mathbf{T}_R \mathbf{n} = \mathbf{t}_R(\mathbf{n}) \quad (79)$$

between Piola stress and referential traction. The other consequence of the principle of virtual powers, namely the *balance of accretion forces*:<sup>4</sup>

$$\mathbf{C} = \mathbf{B}, \quad (82)$$

is arrived at by localization, on letting  $\dot{\mathbf{G}}$  be arbitrary.

When looking at (78) and (82), one cannot but notice that there is no coupling between the balance laws governing visible motion and material remodeling. Such coupling is indeed *constitutive*: it appears when (78) and (82) are augmented with suitable constitutive specifications relating stress and remodeling couples to the actual motion of the body. Although there is a great deal of freedom in the choice these specifications, they must be consistent with the following dissipation principle: *the rate of change of free-energy  $\Phi(\mathcal{P})$  stored in a part  $\mathcal{P}$  must not exceed the power supplied on that part by its exterior*. Since external and internal power expenditures are equal, this statement is equivalent to:

$$\frac{d}{dt} \Phi(\mathcal{P}) \leq \mathcal{W}_{\text{int}}(\mathcal{P}). \quad (83)$$

---

<sup>4</sup>The reader should be willing to accept (82) as a basic postulate, in the same way as she/he accepts balance of forces without the need of having a force defined in terms of other objects. We illustrate this point of view with a very simple example: a spring with a hanging mass. The starting point to construct a model delivering the *elongation*  $x$  of the spring is the *force balance*:

$$f_{\text{int}} = f_{\text{ext}} \quad (80)$$

involving the *external force*  $f_{\text{ext}}$  and the *internal restoration force*  $f_{\text{int}}$  exerted by the spring. At this stage, we are anticipating that  $x$  will be determined through an identity involving two new objects that are not defined. Yet, nobody would reject (28), being used to forces as *primitive* construct, and to force balance as a postulate of mechanics. The elongation  $x$  would then appear in the model once we augment the balance equation with appropriate constitutive prescriptions. For instance:

$$f_{\text{int}} = kx, \quad \text{and} \quad f_{\text{ext}} = mg \quad (81)$$

with  $k$  the *stiffness* of the spring,  $m$  the *mass*, and  $g$  the *gravitational acceleration constant*.

What distinguishes bulk growth from standard elasticity is that the free energy density per unit referential volume, besides depending on the mechanical distortion  $\mathbf{F}$ , is proportional to the relaxed Jacobian  $J$  defined in (75). Accordingly, the free energy stored in  $\mathcal{P}$  is:

$$\Phi(\mathcal{P}) = \int_{\mathcal{P}} J\check{\varphi}(\mathbf{F}) \quad (84)$$

From (84), using the identity  $\dot{J} = J\mathbf{G}^{-T} \cdot \dot{\mathbf{G}}$  and a localization argument, we obtain the inequality:

$$J\mathbf{G}^{-T} \cdot \dot{\mathbf{G}}\check{\varphi}(\mathbf{F}) + J\partial\check{\varphi}(\mathbf{F}) \cdot \dot{\mathbf{F}} \leq \mathbf{T}_R\mathbf{G}^T \cdot \dot{\mathbf{F}} + \mathbf{F}^T\mathbf{T}_R \cdot \dot{\mathbf{G}} + J\mathbf{C} \cdot \dot{\mathbf{G}}\mathbf{G}^{-1}. \quad (85)$$

Then, on introducing the new stresses:

$$\mathbf{S} = J^{-1}\mathbf{T}_R\mathbf{G}^T, \quad \mathbf{M} = \mathbf{F}^T\mathbf{S}, \quad (86)$$

and dividing both sides of (85) by  $J$ , we obtain:

$$(\mathbf{S} - \partial\check{\varphi}(\mathbf{F})) \cdot \dot{\mathbf{F}} + (\mathbf{C} + \mathbf{M} - \check{\varphi}(\mathbf{F})\mathbf{I}) \cdot \dot{\mathbf{G}} \geq 0. \quad (87)$$

On setting:

$$\mathbf{S}_+ = \mathbf{S} - \partial\check{\varphi}(\mathbf{F}), \quad \mathbf{C}_+ = \mathbf{C} + \mathbf{M} - \check{\varphi}(\mathbf{F})\mathbf{I}, \quad (88)$$

the dissipation inequality takes the form:

$$\mathbf{S}_+ \cdot \dot{\mathbf{F}} + \mathbf{C}_+ \cdot \dot{\mathbf{G}} \geq 0. \quad (89)$$

Assume a constitutive dependence of  $\mathbf{S}_+$  and  $\mathbf{C}_+$  on the list  $\Lambda = (\mathbf{F}, \mathbf{G}, \dot{\mathbf{F}}, \dot{\mathbf{G}})$  through functions  $\check{\mathbf{S}}_+(\Lambda)$  and  $\check{\mathbf{C}}_+(\Lambda)$ , namely,

$$\mathbf{S}_+ = \check{\mathbf{S}}_+(\mathbf{F}, \mathbf{G}, \dot{\mathbf{F}}, \dot{\mathbf{G}}), \quad \mathbf{C}_+ = \check{\mathbf{C}}_+(\mathbf{F}, \mathbf{G}, \dot{\mathbf{F}}, \dot{\mathbf{G}}). \quad (90)$$

Granted that these functions are *smooth*, an argument in the Appendix of [4] yields:

$$\check{\mathbf{S}}_+(\mathbf{F}, \mathbf{G}, \mathbf{0}, \mathbf{0}) = \mathbf{0}, \quad \check{\mathbf{C}}_+(\mathbf{F}, \mathbf{G}, \mathbf{0}, \mathbf{0}) = \mathbf{0}. \quad (91)$$

Indeed, let us fix  $\mathbf{F}$  and  $\mathbf{G}$ , and let us assume that for every triplet  $(\varepsilon, \mathbf{V}, \mathbf{W})$  of a scalar  $\varepsilon > 0$  and tensors  $\mathbf{V}$  and  $\mathbf{W}$ , it is possible to realize a process  $t \mapsto (\mathbf{F}(t), \mathbf{G}(t))$  such that, at a certain time  $\bar{t}$ ,  $\mathbf{F}(\bar{t}) = \mathbf{F}$ ,  $\mathbf{G}(\bar{t}) = \mathbf{G}$  and

$$\dot{\mathbf{F}}(\bar{t}) = \varepsilon\mathbf{V}, \quad \dot{\mathbf{G}}(\bar{t}) = \varepsilon\mathbf{W}. \quad (92)$$

Substituting into (90)–(91), and dividing by  $\varepsilon$ , we obtain:

$$\check{\mathbf{S}}_+(\mathbf{F}, \mathbf{G}, \varepsilon\mathbf{V}, \varepsilon\mathbf{W}) \cdot \mathbf{V} + \check{\mathbf{C}}_+(\mathbf{F}, \mathbf{G}, \varepsilon\mathbf{V}, \varepsilon\mathbf{W}) \cdot \mathbf{W} \geq 0. \quad (93)$$

On letting  $\varepsilon \rightarrow 0$ , we get:

$$\check{\mathbf{S}}_+(\mathbf{F}, \mathbf{G}, \mathbf{0}, \mathbf{0}) \cdot \mathbf{V} + \check{\mathbf{C}}_+(\mathbf{F}, \mathbf{G}, \mathbf{0}, \mathbf{0}) \cdot \mathbf{W} \geq 0. \quad (94)$$

Since (94) must hold for whatever choice of  $\mathbf{V}$  and  $\mathbf{W}$ , we arrive at (91).

Now, a consequence of (91) is that:

$$\begin{aligned}\widehat{\mathbf{S}}_+(\bullet) &= \widehat{\mathbb{K}}_{(\mathbf{F}\mathbf{F})}(\bullet)\dot{\mathbf{F}} + \widehat{\mathbb{K}}_{(\mathbf{F}\mathbf{G})}(\bullet)\overset{\circ}{\mathbf{G}}, \\ \widehat{\mathbf{C}}_+(\bullet) &= \widehat{\mathbb{K}}_{(\mathbf{G}\mathbf{F})}(\bullet)\dot{\mathbf{F}} + \widehat{\mathbb{K}}_{(\mathbf{G}\mathbf{G})}(\bullet)\overset{\circ}{\mathbf{G}},\end{aligned}\tag{95}$$

where  $\mathbb{K}_{(\bullet\bullet)}(\mathbf{F}, \mathbf{G}, \dot{\mathbf{F}}, \overset{\circ}{\mathbf{G}})$  stands for a linear map which transforms linearly tensors into tensors. Consistency with the dissipation principle requires that the block matrix:

$$\widehat{\mathbb{K}} = \left( \begin{array}{c|c} \widehat{\mathbb{K}}_{\mathbf{F}\mathbf{F}} & \widehat{\mathbb{K}}_{\mathbf{F}\mathbf{G}} \\ \hline \widehat{\mathbb{K}}_{\mathbf{G}\mathbf{F}} & \widehat{\mathbb{K}}_{\mathbf{G}\mathbf{G}} \end{array} \right)\tag{96}$$

be non-negative; the simplest, yet nontrivial choice consistent with such requirement is:

$$\widehat{\mathbb{K}} = \beta \left( \begin{array}{c|c} 0 & 0 \\ \hline 0 & \mathbb{I} \end{array} \right),\tag{97}$$

with  $\beta > 0$ . Then, Piola stress and inner accretive remodeling couple are given, respectively, by

$$\mathbf{T}_R = J\partial\check{\varphi}(\mathbf{F})\mathbf{G}^{-T}, \quad \text{and} \quad \mathbf{C} = \mathbf{E} + \beta\overset{\circ}{\mathbf{G}},\tag{98}$$

where

$$\mathbf{E} = \widehat{\varphi}(\mathbf{F})\mathbf{I} - \mathbf{F}^T\partial\widehat{\varphi}(\mathbf{F}).\tag{99}$$

By combining the balance of accretion forces (82) with the constitutive prescription (98)<sub>2</sub> we obtain the following evolution equation:

$$\beta\overset{\circ}{\mathbf{G}}\mathbf{G}^{-1} + \widehat{\varphi}(\mathbf{F})\mathbf{I} - \mathbf{F}^T\partial\widehat{\varphi}(\mathbf{F}) = \mathbf{B}.\tag{100}$$

As also discussed in [2], the main point with (99) is that it identifies a key coupling mechanism between stress and growth irrespective of the choice of free-energy and dissipation. Of course, *additional coupling mechanisms* may be introduced in the model: for instance, through the outer remodeling couple  $\mathbf{B}$ . Indeed the modifier “*outer*”, for the remodeling couple  $\mathbf{B}$  refers to the fact that its working is not accounted for in the dissipation principle and hence stands outside the thermodynamic structure of the theory. Yet,  $\mathbf{B}$  needs not be ascribed solely to agents outside the body, and may well depend on processes that take place *within the body*.

The theory of bulk growth and the theory of plastic solids undergoing large deformations have many common traits. Both are based on the decomposition (1). However, in the latter theory  $\mathbf{G}$  is interpreted as the *plastic-distortion tensor*.<sup>5</sup> Since plastic flow is not accompanied by appreciable volume changes, plastic distortion is *isochoric* [25, Eq. (91.1)]:

$$J = \det\mathbf{G} = 1.\tag{101}$$

As a consequence  $\overset{\circ}{\mathbf{G}}$  is *deviatoric*:

$$\text{tr}\overset{\circ}{\mathbf{G}} = 0,\tag{102}$$

---

<sup>5</sup>In [25] the plastic distortion tensor is denoted by  $\mathbf{F}^p$ .

and a balance similar to that of accretion forces holds, but only for the deviatoric parts (here denoted with a subscript 0 as in [25]) of the relevant microscopic stresses:

$$\mathbf{C}_0 = \mathbf{B}_0. \quad (103)$$

More importantly, because of (102), the term  $\check{\varphi}(\mathbf{F})$  disappears from the dissipation inequality, which then reads:

$$(\mathbf{S} - \partial\check{\varphi}(\mathbf{F})) \cdot \dot{\mathbf{F}} + (\mathbf{C} + \mathbf{M}) \cdot \dot{\mathbf{G}} \geq 0. \quad (104)$$

In particular, (88) is replaced by

$$\mathbf{C}_+ = \mathbf{C} - \mathbf{M}. \quad (105)$$

Thus, the balance equation (103) can be written as:

$$\mathbf{M}_0 = (\mathbf{C}_+)_0 + \mathbf{B}_0. \quad (106)$$

Notice that, on denoting by  $\mathbf{T} = (\nabla\chi)^{-1}\mathbf{T}_R(\nabla\chi)^T$  the Cauchy stress, we have  $\mathbf{M} = \mathbf{F}^T\mathbf{S} = J^{-1}\mathbf{F}^T\mathbf{T}_R\mathbf{G}^T = \det(\nabla\chi)\mathbf{F}^T\mathbf{T}(\nabla\chi)^{-T}\mathbf{G}^T = \det(\nabla\chi)\mathbf{F}^T\mathbf{T}(\nabla\chi)^{-T}\mathbf{G}^T$ , whence:<sup>6</sup>

$$\mathbf{M} = \det(\nabla\chi)\mathbf{F}^T\mathbf{T}\mathbf{F}^{-T}. \quad (108)$$

Thus, by a comparison with Eq. (94.12) of [25], we see that  $\mathbf{M}$  becomes the *Mandel stress*, a tensorial quantity that, in finite plasticity, conveys the interaction between stress and plastic flow.

The analogy between bulk growth and plastic distortion suggests two ways of modifying the theory of three-dimensional bulk growth presented in this section. First, one may replace the smooth constitutive equation for  $\mathbf{C}_+$  with an inclusion of the form:

$$\mathbf{C}_+ \in \partial\zeta(\dot{\mathbf{G}}), \quad (109)$$

where  $\zeta$  is a possibly *nonsmooth* dissipation potential such that  $0 \in \partial\zeta(\mathbf{0})$ , and  $\zeta(\dot{\mathbf{G}})$  is its subdifferential set at  $\dot{\mathbf{G}}$ . Non-smooth dissipation potentials are customary in the mathematical modeling of materials that display hysteresis [15, 50], for instance, in the modeling of shape memory alloys [46, 47] and ferromagnetic materials [43, 45]. Of course, the argument following (90) would not apply in this case. Nevertheless, the dissipation inequality would still hold. Such modification would likely introduce hysteresis effects and, moreover, would provide a remedy to a limitation pointed out in [2]. Namely, that a growing body under constant external load never reaches a stationary configuration.

Second, it is known that the inclusion of the gradient of plastic strain in the internal power expenditure [24] leads to models that can replicate size dependent resistance to plastic flow observed for instance in torsion experiments [13] as confirmed by recent analytical results [7, 27]. We therefore argue that the inclusion, in the expression of the internal power, of a term accounting for power expenditure associated the gradient of the accretion velocity would lead to interesting size-dependent interaction between stress and growth.

---

<sup>6</sup>Since  $\text{tr}(\mathbf{F}^T\mathbf{T}\mathbf{F}^{-T}) = \text{tr}(\mathbf{F}^{-T}\mathbf{F}^T\mathbf{T}) = \text{tr}(\mathbf{T})$ , we have also  $\mathbf{M}_0 = \mathbf{M} - \frac{1}{3}\text{tr}(\mathbf{M})\mathbf{I} = \mathbf{M} - \det(\nabla\chi)\frac{1}{3}\text{tr}(\mathbf{T})\mathbf{I} = \det(\nabla\chi)\mathbf{F}^T(\mathbf{T} - \frac{1}{3}\text{tr}(\mathbf{T})\mathbf{I})\mathbf{F}^{-T}$ , whence

$$\mathbf{M}_0 = \det(\nabla\chi)\mathbf{F}^T\mathbf{T}_0\mathbf{F}^{-T}. \quad (107)$$

## 4.2 Right and left derivatives

The application of the principle of virtual powers to derive balance equations appropriate to rod theories is substantially simplified by using machinery and concepts from the theory of Lie groups, as pointed out in [36].

As explained in Section 2.1, a rod is regarded as a one-dimensional collection of sections, labeled through a parameter  $x$  in an open interval which, for lack of a better choice, we take to be  $(0, 1)$ . Accordingly, the motion of a rod may be represented through a function

$$(x, t) \mapsto \mathbf{r}(x, t) \in \mathcal{G}, \quad (110)$$

where  $\mathcal{G}$  is the Lie Group (see for instance [9, Chap. 12]) of *rigid-body motions*, i.e., orientation-preserving isometries of the three-dimensional Euclidean point space. On choosing a pole  $p_0$  and on orthonormal basis, one may think of any such isometry as a rotation keeping  $p_0$  fixed, represented through a rotation matrix  $\mathbf{R}(x, t)$ , followed by a translation  $\mathbf{r}(x, t)$ , in the manner prescribed by (19).

When doing calculations on the group  $\mathcal{G}$ , it is useful to identify its typical element  $\mathbf{r}$  with a  $\mathbb{R}^{4 \times 4}$  matrix, which in block-matrix notation can be rendered as:

$$\mathbf{r} = \left( \begin{array}{c|c} \mathbf{R} & \mathbf{r} \\ \mathbf{0} & 1 \end{array} \right), \quad (111)$$

so that composition between rigid-body motions can be computed by performing matrix multiplication. By doing so, one easily finds that the inverse of  $\mathbf{r}$  has the representation:

$$\mathbf{r}^{-1} = \left( \begin{array}{c|c} \mathbf{R}^T & -\mathbf{R}^T \mathbf{r} \\ \mathbf{0} & 1 \end{array} \right). \quad (112)$$

The velocity of a particular section  $x$  at a given time  $t$ :

$$\dot{\mathbf{r}}(x, t) = \left( \begin{array}{c|c} \dot{\mathbf{R}}(x, t) & \dot{\mathbf{r}}(x, t) \\ \mathbf{0} & 0 \end{array} \right) \quad (113)$$

is an element of  $T_{\mathbf{r}(x, t)}\mathcal{G}$ , the tangent space at  $\mathbf{r}(x, t)$ . Consider now two sections, say  $x_1$  and  $x_2$ . In general, we shall have  $\mathbf{r}(x_1, t) \neq \mathbf{r}(x_2, t)$ , thus the velocities of section  $x_1$  and section  $x_2$  are elements of distinct tangent spaces. In order to compare these velocities, we need to transport the corresponding tangent vectors in the tangent space of the same point. It is then natural to choose this point as the identity  $\mathbf{e} = \left( \begin{array}{c|c} \mathbf{I} & \mathbf{0} \\ \mathbf{0} & 1 \end{array} \right)$ .

One method to pull the velocity vector  $\dot{\mathbf{r}}$  back to the identity is by *right-composition* with  $\mathbf{r}^{-1}$ . In order to define this operation, we consider the curve

$$\begin{aligned} \tau &\mapsto \mathbf{r}(x, t + \tau) \mathbf{r}^{-1}(x, t) \\ &= \left( \begin{array}{c|c} \mathbf{R}(x, t + \tau) \mathbf{R}^T(x, t) & \mathbf{r}(x, t + \tau) - \mathbf{R}(x, t + \tau) \mathbf{R}^T(x, t) \mathbf{r}(x, t) \\ \mathbf{0} & 1 \end{array} \right). \end{aligned} \quad (114)$$

At  $\tau = 0$  this curve goes through  $\mathbf{e}$ . Accordingly, its derivative at  $\tau = 0$ , which we refer

to as the *right velocity*:

$$\begin{aligned}
\mathbf{w}(x, t) &= \left. \frac{d}{d\tau} \right|_{\tau=0} \mathbf{r}(x, t + \tau) \mathbf{r}^{-1}(x, t) \\
&= \dot{\mathbf{r}}(x, t) \mathbf{r}^{-1}(x, t) \\
&= \left( \frac{\dot{\mathbf{R}}(x, t) \mathbf{R}^T(x, t)}{\mathbf{0}} \mid \frac{\dot{\mathbf{r}}(x, t) - \dot{\mathbf{R}}(x, t) \mathbf{R}^T(x, t) \mathbf{r}(x, t)}{0} \right) \\
&= \left( \frac{\mathbf{W}(x, t)}{\mathbf{0}} \mid \frac{\mathbf{w}(x, t)}{0} \right)
\end{aligned} \tag{115}$$

is an element of  $T_e \mathcal{G}$ , the tangent space at  $\mathbf{e}$ . It is worth noticing that  $\mathbf{W}$  is a skew-symmetric tensor (as can be verified by differentiating the identity  $\mathbf{R}^T \mathbf{R} = \mathbf{I}$ ). Consequently, there exists a unique vector  $\boldsymbol{\omega}$ , the *axial vector of  $\mathbf{W}$* , such that  $\boldsymbol{\omega} \times \mathbf{a} = \mathbf{W} \mathbf{a}$  for every vector  $\mathbf{a}$ . The vectors  $\boldsymbol{\omega}(x, t)$  and  $\mathbf{w}(x, t)$  are, respectively, the *spin* and the *velocity* characterizing the rigid-velocity field of section  $x$  at time  $t$ , resolved with respect to the fixed pole  $p_0$ .

Drawing our terminology from the theory of Lie Groups, we say that the right velocity is the image of  $\dot{\mathbf{r}}$  under linear map  $(R_{r^{-1}})_* : T_r \mathcal{G} \rightarrow T_e \mathcal{G}$  induced by the *right translation*  $R_{r^{-1}} : \mathcal{G} \rightarrow \mathcal{G}$ , the map defined by  $R_{r^{-1}} \mathbf{g} = \mathbf{g} r^{-1}$  (see [9, Ch. 12 §5]).

The notion of right derivative can be used also when differentiating the function (110) with respect to  $x$ . Let us consider the curve:

$$\begin{aligned}
\xi &\mapsto \mathbf{r}(x + \xi, t) \mathbf{r}^{-1}(x, t) \\
&= \left( \frac{\mathbf{R}(x + \xi, t) \mathbf{R}^T(x, t)}{\mathbf{0}} \mid \frac{\mathbf{r}(x + \xi, t) - \mathbf{R}(x + \xi, t) \mathbf{R}^T(x, t) \mathbf{r}(x, t)}{1} \right).
\end{aligned} \tag{116}$$

Again, this curve goes through  $\mathbf{e}$  at  $\xi = 0$ . Hence, its derivative at  $\xi = 0$ , namely,

$$\begin{aligned}
&\left. \frac{d}{d\xi} \right|_{\xi=0} \mathbf{r}(x + \xi, t) \mathbf{r}^{-1}(x, t) \\
&= (\partial_x \mathbf{r}(x, t)) \mathbf{r}^{-1}(x, t) \\
&= \left( \frac{\partial_x \mathbf{R}(x, t) \mathbf{R}^T(x, t)}{\mathbf{0}} \mid \frac{\partial_x \mathbf{r}(x, t) - \partial_x \mathbf{R}(x, t) \mathbf{R}^T(x, t) \mathbf{r}(x, t)}{0} \right)
\end{aligned} \tag{117}$$

is a tangent vector at  $\mathbf{e}$ . If we replace differentiation with respect to  $x$  with differentiation with respect to the content measure  $s$ , defined in (43), then we obtain the *right strain*:

$$\begin{aligned}
\mathbf{v} &= \lambda^{-1} (\partial_x \mathbf{r}) \mathbf{r}^{-1} \\
&= \mathbf{r}' \mathbf{r}^{-1} \\
&= \left( \frac{\mathbf{R}' \mathbf{R}^T}{\mathbf{0}} \mid \frac{\mathbf{r} - \mathbf{R}' \mathbf{R} \mathbf{r}}{0} \right) \\
&= \left( \frac{\mathbf{V}}{\mathbf{0}} \mid \frac{\mathbf{v}}{0} \right).
\end{aligned} \tag{118}$$

Another way to pull tangent vectors back to the identity is by *left translation*. The curve:

$$\begin{aligned} \xi &\mapsto \mathbf{r}^{-1}(x, t)\mathbf{r}(x + \xi, t) \\ &= \left( \frac{\mathbf{R}^T(x, t)\mathbf{R}(x + \xi, t)}{\mathbf{0}} \mid \frac{-\mathbf{R}^T(x, t)\mathbf{r}(x, t) + \mathbf{R}(x, t)^T\mathbf{r}(x + \xi, t)}{1} \right) \end{aligned} \quad (119)$$

goes through  $\mathbf{e}$  at  $\xi = 0$ . Its derivative at  $\xi = 0$ :

$$\begin{aligned} &\frac{d}{d\xi} \Big|_{\xi=0} \mathbf{r}^{-1}(x, t)\mathbf{r}(x + \xi, t) \\ &= \mathbf{r}^{-1}(x, t)\partial_x\mathbf{r}(x, t) \\ &= \left( \frac{\mathbf{R}^T(x, t)\partial_x\mathbf{R}(x, t)}{\mathbf{0}} \mid \frac{\mathbf{R}^T(x, t)\partial_x\mathbf{r}(x, t)}{0} \right). \end{aligned}$$

is a tangent vector at  $\mathbf{e}$ . We define the *left strain*,

$$\begin{aligned} \mathbf{u} &= \lambda^{-1}(\partial_x\mathbf{r}) \\ &= \mathbf{r}^{-1}\mathbf{r}' \\ &= \left( \frac{\mathbf{R}^T\mathbf{R}'}{\mathbf{0}} \mid \frac{\mathbf{R}^T\mathbf{r}'}{0} \right) \\ &= \left( \frac{\mathbf{U}}{\mathbf{0}} \mid \frac{\mathbf{u}}{0} \right). \end{aligned} \quad (120)$$

Since  $\mathbf{w}(x, t)$  is a tangent vector at  $\mathbf{e}$  for all  $x$  and  $t$ , it makes sense to compute its derivative with respect to  $x$  holding  $t$  fixed. In order to compute this derivative, we observe that

$$\begin{aligned} 0 &= \frac{d}{d\xi} \Big|_{\xi=0} \mathbf{r}^{-1}(x + \xi, t)\mathbf{r}(x + \xi, t) \\ &= \frac{d}{d\xi} \Big|_{\xi=0} \mathbf{r}^{-1}(x + \xi, t)\mathbf{r}(x, t) + \frac{d}{d\xi} \Big|_{\xi=0} \mathbf{r}^{-1}(x, t)\mathbf{r}(x + \xi, t) \\ &= \partial_x(\mathbf{r}^{-1})\mathbf{r} + \mathbf{r}^{-1}\partial_x\mathbf{r}, \end{aligned} \quad (121)$$

whence

$$\partial_x(\mathbf{r}^{-1}) = -\mathbf{r}^{-1}(\partial_x\mathbf{r})\mathbf{r}^{-1}. \quad (122)$$

Consequently

$$\begin{aligned} \partial_x\mathbf{w} &= \partial_x(\dot{\mathbf{r}}\mathbf{r}^{-1}) = (\partial_x\dot{\mathbf{r}})\mathbf{r}^{-1} + \dot{\mathbf{r}}(\partial_x\mathbf{r}^{-1}) \\ &= (\partial_x\dot{\mathbf{r}})\mathbf{r}^{-1} - \dot{\mathbf{r}}\mathbf{r}^{-1}(\partial_x\mathbf{r})\mathbf{r}^{-1} \\ &= \mathbf{r}(\mathbf{r}^{-1}\partial_x\dot{\mathbf{r}} - \mathbf{r}^{-1}\dot{\mathbf{r}}\mathbf{r}^{-1}(\partial_x\mathbf{r}))\mathbf{r}^{-1} \\ &= \mathbf{r}(\mathbf{r}^{-1}\partial_x\dot{\mathbf{r}} + \overline{\mathbf{r}^{-1}}(\partial_x\mathbf{r}))\mathbf{r}^{-1} \\ &= \mathbf{r}\dot{\mathbf{u}}\mathbf{r}^{-1} \\ &=: \text{Ad}_r(\dot{\mathbf{u}}). \end{aligned} \quad (123)$$



Note that  $\text{Ad}_r$  is the linear map induced on  $T_e\mathcal{G}$  by the adjoining operation  $\text{ad}_r(\mathbf{g}) = \mathbf{r}\mathbf{g}\mathbf{r}^{-1}$ . In matrix form, we have

$$\begin{aligned}\text{Ad}_r(\mathbf{u}) &= \left( \begin{array}{c|c} \mathbf{R} & \mathbf{r} \\ \mathbf{0} & 1 \end{array} \right) \left( \begin{array}{c|c} \mathbf{U} & \mathbf{u} \\ \mathbf{0} & 0 \end{array} \right) \left( \begin{array}{c|c} \mathbf{R}^T & -\mathbf{R}^T\mathbf{r} \\ \mathbf{0} & 1 \end{array} \right) \\ &= \left( \begin{array}{c|c} \mathbf{R}\mathbf{U}\mathbf{R}^T & \mathbf{R}\mathbf{u} - \mathbf{R}\mathbf{U}\mathbf{R}^T\mathbf{r} \\ \mathbf{0} & 0 \end{array} \right)\end{aligned}\quad (124)$$

It follows from (24) that the differential operator  $(\cdot)'$  does not commute with time derivative:

$$\dot{\varphi}' = \dot{\varphi}' - \dot{\lambda}\varphi'. \quad (125)$$

On using (123), (43), and (125), we obtain:

$$\begin{aligned}\mathbf{w}' &= (\dot{\mathbf{r}}\mathbf{r}^{-1})' = (\dot{\mathbf{r}})'\mathbf{r}^{-1} + \dot{\mathbf{r}}(\mathbf{r}^{-1})' \\ &= (\dot{\mathbf{r}})'\mathbf{r}^{-1} - \dot{\mathbf{r}}\mathbf{r}^{-1}\mathbf{r}'\mathbf{r}^{-1} \\ &= \mathbf{r}(\mathbf{r}^{-1}(\dot{\mathbf{r}})' - \mathbf{r}^{-1}\dot{\mathbf{r}}\mathbf{r}^{-1}\mathbf{r}')\mathbf{r}^{-1} \\ &= \mathbf{r}(\mathbf{r}^{-1}(\dot{\mathbf{r}}' - \dot{\lambda}\mathbf{r}') - \mathbf{r}^{-1}\dot{\mathbf{r}}\mathbf{r}^{-1}\mathbf{r}')\mathbf{r}^{-1} \\ &= \mathbf{r}(\mathbf{r}^{-1}\dot{\mathbf{r}}' + \mathbf{r}^{-1}\dot{\mathbf{r}}\mathbf{r}')\mathbf{r}^{-1} - \dot{\lambda}\mathbf{r}'\mathbf{r}^{-1} \\ &= \text{Ad}_r(\dot{\mathbf{u}}) - \dot{\lambda}\mathbf{v},\end{aligned}\quad (126)$$

an identity that is fundamental in our application of the principle of virtual powers. Indeed, on comparing (126) and (123), we spot an extra term  $\dot{\lambda}\mathbf{v}$ . It is exactly because of this term that the balance equation governing accretion contains contributions from the standard internal forces.

### 4.3 Balance equations from the principle of virtual powers

The power expended by the applied loads on a part  $(a, b) \subset (0, 1)$  has the representation:  $\int_a^b \mathbf{b} \cdot \mathbf{w}ds$ , where

$$\mathbf{b} = \left( \begin{array}{c|c} \mathbf{B} & \mathbf{b} \\ \mathbf{0} & 0 \end{array} \right) \quad (127)$$

with  $\mathbf{B}$  a skew-symmetric tensor and  $\mathbf{b}$  a vector. The axial vector of  $\mathbf{B}(x, t)$  represents the external moment per unit content applied at  $x$  at time  $t$ , resolved with respect to the fixed pole  $p_0$ . For this, reason, we can refer to  $\mathbf{B}$  as a couple. The vector  $\mathbf{b}(x, t)$  is the external force per unit content applied at  $x$  at time  $t$ .

In addition to the external couple  $\mathbf{B}$  and the external force  $\mathbf{b}$ , the part  $(a, b)$  experiences an internal couple and an internal force transmitted by the rest of the body. We assume that these mechanical actions are conveyed by a pair of fields  $\mathbf{t}^+ = \left( \begin{array}{c|c} \mathbf{T}^+ & \mathbf{t}^+ \\ \mathbf{0} & 0 \end{array} \right)$  and  $\mathbf{t}^- = \left( \begin{array}{c|c} \mathbf{T}^- & \mathbf{t}^- \\ \mathbf{0} & 0 \end{array} \right)$ . The values of  $\mathbf{T}^+$  and  $\mathbf{t}^+$  at  $b$  yield, respectively, the internal couple and the internal force exerted by  $(b, 1)$  on  $(a, b)$ . Likewise, the values of  $\mathbf{T}^-$  and

$\mathbf{t}^-$  at  $a$  yield, respectively, the internal couple and the internal force exerted by  $(0, a)$  on  $(a, b)$ . We therefore write the external power expended on  $(a, b)$  as:

$$\mathcal{W}_{\text{ext}}[(a, b)] = \int_a^b (\mathbf{b} \cdot \mathbf{w} + \mathbf{B}_d \cdot \dot{\mathbf{U}}_d + B\dot{\lambda}) ds + \mathbf{t}^+(b) \cdot \mathbf{w}(b) + \mathbf{t}^-(a) \cdot \mathbf{w}(a) \quad (128)$$

Here the dot product between skew tensors is defined by

$$\mathbf{A} \cdot \mathbf{B} = \frac{1}{2} \mathbf{A} : \mathbf{B}, \quad (129)$$

where  $:$  is the standard scalar product between second-order tensors. We recall the expression of the internal power:

$$\mathcal{W}_{\text{int}}([a, b]) = \int_a^b (\mathbf{S} \cdot \dot{\mathbf{U}} + \mathbf{S}_d \cdot \dot{\mathbf{U}}_d + S\dot{\lambda}) ds. \quad (130)$$

We begin by noticing that, because of the inextensibility constraint, we have  $\dot{\mathbf{u}} = 0$ . Thus, the internal power may be written as:

$$\mathcal{W}_{\text{int}}([a, b]) = \int_a^b (\mathbf{s} \cdot \dot{\mathbf{u}} + \mathbf{S}_d \cdot \dot{\mathbf{U}}_d + S\dot{\lambda}) ds. \quad (131)$$

We now define

$$\mathbf{t} = \text{Ad}_r^*(\mathbf{s}), \quad (132)$$

where  $\text{Ad}_r^*$  is the unique linear map such that

$$\mathbf{a} \cdot \text{Ad}_r(\mathbf{b}) = \text{Ad}_r^*(\mathbf{a}) \cdot \mathbf{b} \quad (133)$$

for all  $\mathbf{a} = \left( \begin{array}{c|c} \mathbf{A} & \mathbf{a} \\ \mathbf{0} & 0 \end{array} \right)$ ,  $\mathbf{b} = \left( \begin{array}{c|c} \mathbf{B} & \mathbf{b} \\ \mathbf{0} & 0 \end{array} \right)$ . Notice that (132) entails

$$\mathbf{s} = \left( \begin{array}{c|c} \mathbf{S} & \mathbf{s} \\ \mathbf{0} & 0 \end{array} \right) = \left( \begin{array}{c|c} \mathbf{R}^T(\mathbf{T} - \mathbf{r} \wedge \mathbf{t})\mathbf{R} & \mathbf{R}^T \mathbf{t} \\ \mathbf{0} & 0 \end{array} \right) = \text{Ad}_r^*(\mathbf{t}). \quad (134)$$

Now, we can write the internal power as:

$$\mathcal{W}_{\text{int}}[(a, b)] = \int_a^b (\mathbf{t} \cdot \text{Ad}_r(\dot{\mathbf{u}}) + \mathbf{S}_d \cdot \dot{\mathbf{U}}_d + S\dot{\lambda}) ds. \quad (135)$$

Then, by (126),

$$\mathcal{W}_{\text{int}}[(a, b)] = \int_a^b (\mathbf{t} \cdot \mathbf{w}' + \mathbf{S}_d \cdot \dot{\mathbf{U}}_d + (S - \mathbf{t} \cdot \mathbf{v})\dot{\lambda}) ds. \quad (136)$$

On integrating by parts, we arrive at:

$$\mathcal{W}_{\text{int}}[(a, b)] = \int_a^b (-\mathbf{t}' \cdot \mathbf{w} + \mathbf{S}_d \cdot \dot{\mathbf{U}}_d + (S - \mathbf{t} \cdot \mathbf{v})\dot{\lambda}) ds + \mathbf{t} \cdot \mathbf{w}|_a^b. \quad (137)$$

By imposing that internal and external powers be balanced for every virtual velocity, we obtain

$$\int_a^b ((\mathbf{t}' + \mathbf{b}) \cdot \mathbf{w} + (\mathbf{B}_d - \mathbf{S}_d) \cdot \dot{\mathbf{U}}_d + (B - S + \mathbf{t} \cdot \mathbf{v}) \dot{\lambda}) ds + (\mathbf{t}(b) - \mathbf{t}^+(b)) \cdot \mathbf{w}(b) - (\mathbf{t}(a) + \mathbf{t}^-(a)) \cdot \mathbf{w}(a) = 0. \quad (138)$$

From the arbitrariness of  $\mathbf{w}$ ,  $\dot{\mathbf{U}}_d$ , and  $\dot{\lambda}$ , we obtain (33a), and

$$\mathbf{t}' + \mathbf{b} = \mathbf{0}, \quad (139)$$

which is equivalent to (33c). From the arbitrariness of parts, we also have the identification:

$$\mathbf{t} = \mathbf{t}^+ = -\mathbf{t}^-. \quad (140)$$

## 5 Acknowledgements

We are indebted with two anonymous reviewers, whose remarks and objections helped us to improve our paper. This research was supported by the Italian Agency INdAM–GNFM through the initiative: “Progetto Giovani”.

## References

- [1] D. Ambrosi, G. A. Ateshian, E. M. Arruda, S. C. Cowin, J. Dumais, A. Goriely, G. A. Holzapfel, J. D. Humphrey, R. Kenkemmer, E. Kuhl, J. E. Olberding, L. A. Taber, and K. Garikipati. Perspectives on biological growth and remodeling. *J Mech Phys Solids*, 59(4):863–883, Apr. 2011.
- [2] D. Ambrosi and F. Guana. Stress-modulated growth. *Math. Mech. Solids*, 12(3):319–342, 2007.
- [3] R. Bastien, T. Bohr, B. Moulia, and S. Douady. Unifying model of shoot gravitropism reveals proprioception as a central feature of posture control in plants. *P Natl Acad Sci USA*, 110(2):755–760, 2013.
- [4] M. Bertsch, P. Podio-Guidugli, and V. Valente. On the dynamics of deformable ferromagnets. I. Global weak solutions for soft ferromagnets at rest. *Ann Mat Pur Appl*, 179(4):331–360, 2001.
- [5] D. Bigoni, F. D. Corso, F. Bosi, and D. Misseroni. Eshelby-like forces acting on elastic structures: theoretical and experimental proof. *Mech Mater*, 2013. <http://dx.doi.org/10.1016/j.mechmat.2013.10.009>.
- [6] M. Braun. Structural optimization by material forces. In P. Steinmann and G. A. Maugin, editors, *Mechanics of Material Forces*, pages 211–218. Springer, 2005.
- [7] M. Chiricotto, L. Giacomelli, and G. Tomassetti. Torsion in strain-gradient plasticity: Energetic scale effects. *SIAM J. Appl. Math.*, 72(4):1169–1191, 2012.
- [8] B. D. Coleman and W. Noll. The thermodynamics of elastic materials with heat conduction and viscosity. *Arch Ration Mech An*, 13:167–178, 1963.
- [9] M. Crampin and F. A. E. Pirani. *Applicable differential geometry*, volume 59 of *London Mathematical Society Lecture Note Series*. Cambridge University Press, Cambridge, 1986.
- [10] A. DiCarlo. Surface and Bulk Growth Unified. In P. Steinmann and G. A. Maugin, editors, *Mechanics of Material Forces*, pages 53–64. Springer, 2005.
- [11] A. DiCarlo and S. Quiligotti. Growth and balance. *Mech. Res. Commun*, 29(6):449 – 456, 2002.

- [12] J. D. Eshelby. The continuum theory of lattice defects (1956). In X. Markenscoff and A. Gupta, editors, *Collected Works of JD Eshelby: The mechanics of defects & inhomogeneities*. Springer, 2006.
- [13] N. A. Fleck, G. M. Muller, M. F. Ashby, and J. W. Hutchinson. Strain gradient plasticity: Theory and experiment. *Acta Metall Mater*, 42(2):475–487, 1994.
- [14] M. Fournier, H. Bailleres, and B. Chanson. Tree biomechanics: growth, cumulative prestresses, and reorientations. *Biomimetics*, 2, 1994.
- [15] M. Frémond. *Non-smooth thermomechanics*. Springer-Verlag, Berlin, 2002.
- [16] M. Frémond. *Phase change in mechanics*. Springer, 2012.
- [17] P. Germain. La méthode des puissances virtuelles en mécanique des milieux continus. I. Théorie du second gradient. *J Mécanique*, 12:235–274, 1973.
- [18] P. Germain. The Method of Virtual Power in Continuum Mechanics. Part 2: Microstructure. *SIAM J Appl Math*, 25(3):556–575, 1973.
- [19] R. Goldstein and A. Goriely. Dynamic buckling of morphoelastic filaments. *Phys Rev E*, 74(1):1–4, July 2006.
- [20] A. Goriely and M. Ben Amar. Differential growth and instability in elastic shells. *Phys Rev Lett*, 94(19):198103, 2005.
- [21] A. Goriely and M. Tabor. Spontaneous helix hand reversal and tendril perversion in climbing plants. *Phys Rev Lett*, 80(7):1564–1567, 1998.
- [22] T. Guillon, Y. Dumont, and T. Fourcaud. A new mathematical framework for modelling the biomechanics of growing trees with rod theory. *Math Comput Model*, 55(9):2061–2077, 2012.
- [23] M. E. Gurtin. *Configurational forces as basic concepts of continuum physics*, volume 137 of *Applied Mathematical Sciences*. Springer-Verlag, New York, 2000.
- [24] M. E. Gurtin. A gradient theory of small-deformation isotropic plasticity that accounts for the Burgers vector and for dissipation due to plastic spin. *J Mech Phys Solids*, 52(11):2545–2568, 2004.
- [25] M. E. Gurtin, E. Fried, and L. Anand. *The Mechanics and Thermodynamics of Continua*. Cambridge University Press, 2010.
- [26] J. Humphrey. Review paper: Continuum biomechanics of soft biological tissues. *Proceedings of the Royal Society of London. Series A: Mathematical, Physical and Engineering Sciences*, 459(2029):3–46, 2003.
- [27] M. I. Idiart and N. a. Fleck. Size effects in the torsion of thin metal wires. *Model Simul Mater Sc*, 18(1):015009, Jan. 2010.
- [28] R. Kienzler and G. Hermann. On existence and completeness of conservation laws associated with elementary beam theory. *Int J Solids Struct*, 22(7):789–796, 1986.
- [29] R. Kienzler and G. Hermann. On material forces in elementary beam theory. *ASME J Appl Mech*, 53:561–564, 1986.
- [30] V. A. Lubarda. Constitutive theories based on the multiplicative decomposition of deformation gradient: Thermoelasticity, elastoplasticity, and biomechanics. *Appl Mech Rev*, 57(2):95–108, 2004.
- [31] G. A. Maugin. Material inhomogeneities in elasticity. 1993.
- [32] J. McMahon, A. Goriely, and M. Tabor. Nonlinear morphoelastic plates i: Genesis of residual stress. *Mathematics and Mechanics of Solids*, 16(8):812–832, 2011.
- [33] A. Menzel and E. Kuhl. Frontiers in growth and remodeling. *Mech Res Commun*, 42:1–14, 2012.
- [34] B. Moullia, C. Coutand, and C. Lenne. Posture control and skeletal mechanical acclimation in terrestrial plants: implications for mechanical modeling of plant architecture. *Am J Bot*, 93(10):1477–1489, 2006.

- [35] D. E. Moulton, T. Lessinnes, and A. Goriely. Morphoelastic rods. Part I: A single growing elastic rod. *J Mech Phys Solids*, 61(2):398–427, 2013.
- [36] P. Nardinocchi, L. Teresi, and A. Tiero. A direct theory of affine rods. *Eur J Mech A*, 21(4):653 – 667, 2002.
- [37] O. O’Reilly. A Material Momentum Balance Law for Rods. *J Elasticity*, 86(2):155–172, Feb. 2007.
- [38] O. O’Reilly and T. Treserras. On the evolution of intrinsic curvature in rod-based models of growth in long slender plant stems. *Int J Solids Struct*, 48(9):1239–1247, 2011.
- [39] N. Pede, P. Podio-Guidugli, and G. Tomassetti. Balancing the force that drives the peeling of an adhesive tape. *Nuovo Cimento B*, 121(5):531–543, 2006.
- [40] P. Podio-Guidugli. Configurational balances via variational arguments. *Interface Free Bound*, 3(2):223–232, 2001.
- [41] P. Podio-Guidugli. Configurational forces: are they needed? *Mech Res Commun*, 29(6):513–519, 2002.
- [42] P. Podio-Guidugli. Peeling tapes. In P. Steinmann and G. A. Maugin, editors, *Mechanics of Material Forces*. Springer, 2005.
- [43] P. Podio-Guidugli, T. Roubíček, and G. Tomassetti. A thermodynamically consistent theory of the ferro/paramagnetic transition. *Arch Ration Mech An*, 198(3):1057–1094, 2010.
- [44] E. K. Rodriguez, A. Hoger, and A. D. McCulloch. Stress-dependent finite growth in soft elastic tissues. *J Biomech*, 27(4):455–467, 1994.
- [45] T. Roubíček and G. Tomassetti. Ferromagnets with eddy currents and pinning effects: their thermodynamics and analysis. *Math. Mod. Meth. Appl. S.*, 21(01):29–55, 2011.
- [46] T. Roubíček and G. Tomassetti. Phase transformations in electrically conductive ferromagnetic shape-memory alloys, their thermodynamics and analysis. *Arch. Ration. Mech. An.*, 210(1):1–43, 2013.
- [47] T. Roubíček and G. Tomassetti. Thermodynamics of shape-memory alloys under electric current. *Z. Angew. Math. Mech.*, 61(61):1–20, 2010.
- [48] J. C. Simo. A finite strain beam formulation. The three-dimensional dynamic problem. Part I. *Comput Method Appl M*, 49(1):55–70, 1985.
- [49] G. Tomassetti. On configurational balance in slender bodies. *Arch. Appl. Mech.*, 81:1041–1050, 2011.
- [50] A. Visintin. *Differential models of hysteresis*, volume 1. Springer Berlin, 1994.