

Quantifying the source of enhancement in experimental continuous variable quantum illumination

Sammy Ragy,^{1,*} Ivano Ruo Berchera,² Ivo P. Degiovanni,² Stefano Olivares,³ Matteo G. A. Paris,³ Gerardo Adesso,¹ and Marco Genovese²

¹*School of Mathematical Sciences, The University of Nottingham,
University Park, Nottingham NG7 2RD, United Kingdom*

²*INRIM, Strada delle Cacce 91, I-10135 Torino, Italy*

³*Dipartimento di Fisica, Università degli Studi di Milano,
and CNISM UdR Milano Statale, I-20133 Milano, Italy*

compiled: April 19, 2022

A quantum illumination protocol exploits correlated light beams to enhance the probability of detection of a partially reflecting object lying in a very noisy background. Recently a simple photon-number-detection based implementation of a quantum illumination-like scheme has been provided in [Lopaeva *et al.*, Phys. Rev. Lett. **101**, 153603 (2013)] where the enhancement is preserved despite the loss of non-classicality. In the present paper we investigate the source for quantum advantage in that realization. We introduce an effective two-mode description of the light sources and analyze the mutual information as quantifier of total correlations in the effective two-mode picture. In the relevant regime of a highly thermalized background, we find that the improvement in the signal-to-noise ratio achieved by the entangled sources over the unentangled thermal ones amounts exactly to the ratio of the effective mutual informations of the corresponding sources. More precisely, both quantities tend to a common limit specified by the squared ratio of the respective cross-correlations. A thorough analysis of the experimental data confirms this theoretical result.

1. Introduction

Quantum illumination is a scheme for target detection embedded in very noisy environments which provides improvement when using entangled input probes over any possible separable state [1, 2]. This is notable since the scheme revolves around the presence of realistic noise and loss, which are typically the enemies of quantum enhanced schemes [3, 4]. The continuous variable version of quantum illumination [2] is based on states with Gaussian Wigner function [5–7] such as the so-called twin beams, which are routinely produced by parametric processes or by the interference of squeezed states [8–12]. The noisy environment is mimicked by an incoherent, thermal background [2]. Surprisingly, the advantage appears even though the entanglement is completely compromised by the noise, posing the question of where the quantum enhancement comes from.

In its most general formulation, quantum illumination considers rigorous discrimination theory based on the Chernoff bound [1, 2]. This allows the distinction between two hypotheses (target present or target absent), represented by different probability distributions (or density matrices in quantum theory) [13, 14]. However, no detector has yet been conceived of saturating the bound and even suboptimal detectors, though theoretically proposed, have not been experimentally realized [15].

Recently, a pragmatic implementation of a continuous variable quantum illumination-like scheme

was experimentally achieved by Lopaeva *et al.* [16]. This particular scheme is realized as an ‘intensity-interferometry’ type experiment, wherein the output intensities of two detectors are correlated, yielding a fourth-order correlation in the field operators. The noise is introduced by a pseudo-thermal field directly addressed to the detector in the object arm, whose photons are regarded as indistinguishable from the ones of the twin beam if only one detector output is considered; that is, they only differ in the nature of their correlations. This experiment, aimed to demonstrate quantum enhancement in target detection in a realistic situation, presents some differences with the previous theoretical schemes. The noise modes additively increase the number of detected photons, without interfering with any light reflected by the target. Thus, the detected field has a multimode structure and cannot be represented by a single Gaussian mode in the usual form. This prevents us from gaining much insight from previous theoretical analysis and renders entanglement at the detector difficult to evaluate. On the other hand, by using quantumness criteria related to the Glauber Sudarshan \hat{P} -representation, it is possible to show that the quantum scheme is largely more powerful than any classical scheme with the same local statistical properties, in terms of photon number detection and correlation measurements. As in the case of [1, 2], in the the scheme of [16], entanglement is completely destroyed before the detection stage.

The interesting question that naturally arises is about the actual source of the quantum enhancement. This was discussed in the original exposition of Gaussian

* pmxsr3@nottingham.ac.uk

quantum illumination [2] (see also the very recent further experiment in [17]): if we take identical single-mode statistics, then the only difference between using entangled light and unentangled light is the maximum allowable magnitude of the cross-correlations. Therefore, these are expected to yield the enhancement. This question has also recently been addressed for a discrete variable setting, in which case it was suggested that quantum discord can account for the resilience of quantum illumination [18]. Quantum correlations of the discord type have also been investigated as resources for parameter estimation [19, 20] and channel discrimination [21], including quantum illumination settings, in worst case scenarios.

In this paper, we focus on the continuous variable system considered in [16] and we approach the problem from the view-point of information analysis. As mentioned above, the main obstacle to pursuing this goal is the multimode nature of the involved states, which prevents direct use of the most basic tools of Gaussian quantum information [5–7]. Nevertheless, it has been observed in [22] that for interferometric setups based on intensity measurements on bipartite multimode Gaussian states, e.g. ghost imaging, it is possible under particular assumptions to introduce an effective two-mode description, which is useful to obtain theoretical predictions for some particular quantities of interest. In particular, it was pointed out that for separable light modes the signal-to-noise ratio (SNR) is closely related to mutual information (MI), which represents total correlations in the effective two-mode picture.

Here, we adopt methods similar to those of [22] in order to achieve a novel and simple quantitative investigation of the quantum enhancement obtained in the experimental demonstration of Ref [16]. Ultimately, we show that the correspondence between SNR and MI holds also for this scheme. More precisely, we demonstrate that the ratio between the SNRs obtained with entangled and unentangled light, respectively, which was measured in the experiment [16] and can be regarded as an indicator of the quantum enhancement, converges to the ratio between the respective MIs. While specialized to a particular implementation, this result facilitates interpretation and understanding of the phenomenon of quantum illumination.

The paper is structured as follows. In Section 2 we illustrate the setup of the considered quantum illumination protocol and introduce the effective description to deal with the presence of a very large number of modes and a high level of thermal noise. Section 3 reports on the theoretical results, which are then compared with the experimental ones in Section 4. We conclude the paper with a discussion in Section 5.

2. Setup and analysis

In the experimental setup implemented in Ref. [16] the object to detect is a 50:50 beam splitter (BS) embedded in a “bath” of thermal modes. The light source used to probe the presence of the object consists of multiple identical and independent pairs of either twin beams (TWB) or classical-correlated thermal beams (THB). Charge-coupled device (CCD) arrays are placed in each of the signal and reference planes, as outlined in the scheme of Fig. 1. Each pixel in the signal plane col-

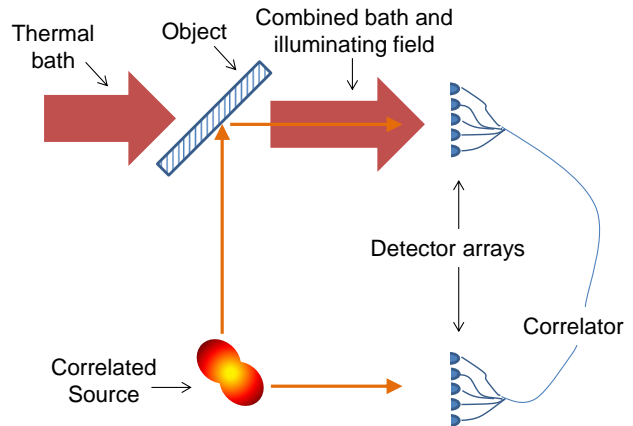


Fig. 1. A schematic diagram of a quantum illumination scheme. Here the object under consideration is a beam splitter. A portion of the light produced by the correlated source will be reflected by the beam splitter and the challenge is to detect this beneath the dominant thermal noise, thereby discriminating the presence of the object.

lects M TWB (or THB) modes resulting in a net photon count per pixel N_I (excluding the bath), which are correlated with M corresponding modes intercepting another pixel in the reference plane counting N_r photons (see also [23, 24]). In our analysis, we dub the mean value of the count of the illuminating field as $N = \langle N_r \rangle$, while N_β and M_β are the photon count and the number of modes per pixel of the bath. The losses are taken into account by the detection efficiencies η for the illuminating light (where this quantity does not include the non-unit reflectivity of the object in the reference plane) and η_β for the bath.

The covariance of photon counts per pixel on the signal plane $N_s = N_I + N_\beta$ and on the reference plane N_r is evaluated averaging over the set of pixel pairs N_{pix} in one shot of the CCD ($N_{pix} = 80$ in the experiment). The covariance is expected to vanish when the object is absent, so the detection of the target is declared when the covariance is larger than a certain threshold value. The SNR (normalized by $N_{pix}^{1/2}$) for the measurement, given by the difference of covariances in the cases when the object is present (in) or absent (out), is [16]

$$\text{SNR} = \frac{|\langle \Delta^{\text{in}} - \Delta^{\text{out}} \rangle|}{\sqrt{\delta^2 \Delta^{\text{in}} + \delta^2 \Delta^{\text{out}}}} \quad (1)$$

for $\Delta = N_s N_r - \langle N_s \rangle \langle N_r \rangle$, where $\delta^2 X = \langle X^2 \rangle - \langle X \rangle^2$. Remarkably, the TWB entangled input, representing the maximal allowable cross-correlation between two modes, harbours a hefty improvement over the case of maximally correlated modes within the bounds of separability i.e. with a proper P -representation, as experimentally demonstrated in [2, 16].

The complete experimental setup we are investigating is extremely complicated due to the presence of many modes and high levels of noise. This makes it unfeasible to pursue a direct analytical approach to the problem. We can overcome this difficulty by invoking a practical, effective description, which takes into

account both the multimodal nature of the involved fields and the ‘coarse-graining’ occurring at the detection stage, in which each CCD pixel collect a quite high number of modes. Fortunately, since the system involves Gaussian states, we can consider the approach introduced in [22], which allows us to reduce the description to a simple two-mode effective system. Considering the nature of the involved states, for each pixel we can introduce the following effective operators

$$\hat{a}_{\text{eff}} = \frac{1}{\sqrt{M + M_\beta}} \sum_{k=1}^{M+M_\beta} \hat{a}_k, \quad (2)$$

where \hat{a}_k refer to the individual mode operators in our system. The effective modes are therefore a linear combination of the original ones, respecting the canonical commutation relations $[\hat{a}_{\text{eff}}, \hat{a}_{\text{eff}}^\dagger] = 1$. An intuitive, operational picture of this averaging can be obtained by considering the combination of all $M + M_\beta$ modes equally by using a series of $M + M_\beta$ beam splitters with appropriate transmissivities. Whilst it is entirely impractical to actually perform this step in an experimental setting, we can still deduce an equivalent quantity with the given experimental set-up. Moreover, since the detectors in the actual experiment do not resolve individual modes, this coarse-graining provides a feasible average of what the detector ‘sees’: for example, if all the modes are identical and pairwise correlated with a mode in the opposite plane, then the effective operators for each detector give identical correlations to those of the individual mode pairs impinging upon the detectors [22].

We take the propagation of light from the source to the far-field enacted by a lens, such that we achieve a one-to-one correspondence between the transverse momentum-parametrized modes in the source plane and the transverse position-parametrized modes in the detection planes. Nevertheless, by analogy with previous works on the topic, the results of our analysis are reproducible for near-field propagation as well [22, 25]. By merit of the far-field propagation we have $\langle \hat{a}_k^\dagger \hat{a}_{k'} \rangle = \delta_{k,k'} \langle \hat{a}_k^\dagger \hat{a}_{k'} \rangle$ and the coarse-graining in Eq. (2) establishes the arithmetic mean of the second order auto- and cross-correlations [26].

As noted, the effective modes are a linear combination of the original ones, hence informational quantities which depend on the first and second moments of the mode operators will be employed. In this case, we can further simplify our description by resorting to the established tools of bosonic Gaussian quantum information [5–7, 27]. In fact, we can construct effective two-mode covariance matrices of the quadrature operators, with elements

$$\sigma_{kj} = \text{Tr}[\hat{\rho}(\hat{R}_k \hat{R}_j + \hat{R}_j \hat{R}_k)].$$

Here \hat{R}_k , $k = 1, 2, 3, 4$, are the elements of the quadrature vector given by $\hat{R} = (\hat{q}_{\text{eff},s}, \hat{p}_{\text{eff},s}, \hat{q}_{\text{eff},r}, \hat{p}_{\text{eff},r})^T$, where $\hat{a}_{\text{eff}} = (\hat{q}_{\text{eff}} + i\hat{p}_{\text{eff}})/\sqrt{2}$. From these covariance matrices we can fully extract any relevant informational measure based on the first and second moments.

In particular, here we consider the MI calculated via the Rényi entropy S_2 [28] as an informational quantity to compare with the SNR. Rényi MI is a measure of total correlations which, for Gaussian states, is equally valid as the conventional one defined in terms of von Neumann entropy, and which enjoys a clear operational interpretation in terms of phase-space sampling of the two-mode Wigner function by homodyne detections [29]. Precisely, the Rényi MI measures the extra information (in natural bits) that needs to be transmitted over a continuous variable channel to reconstruct the complete joint Wigner function of a two-mode state, rather than the sole marginal Wigner functions of each of the two subsystems separately. In this respect, it is an intuitive measure of total quadrature correlations between the two modes. We further observe that the Rényi MI is simpler to compute than the von Neumann MI, which makes it a convenient choice for our continuous variable setup, at variance with qubit scenarios where von Neumann entropic measures of correlations can be efficiently evaluated [18].

3. Theoretical results

For a Gaussian state ρ with covariance matrix σ , the Rényi entropy of order 2 is simply given by $S_2(\rho) = \frac{1}{2} \ln(\det \sigma)$. Our quantity of interest is then given by the total correlations between the two effective modes, quantified by the (Rényi) MI, defined as [29]

$$\text{MI}(r : s) = S_2(\rho_r) + S_2(\rho_s) - S_2(\rho_{rs}). \quad (3)$$

The effective two-mode covariance matrices $\sigma_{\text{THB}, \text{TWB}}$ when the illuminated object is a balanced beam splitter and the light source S consists of THB or TWB, respectively, take the standard form

$$\sigma_S = \begin{pmatrix} a_S & 0 & c_S & 0 \\ 0 & a_S & 0 & d_S \\ c_S & 0 & b_S & 0 \\ 0 & d_S & 0 & b_S \end{pmatrix},$$

with S = THB, TWB, and:

$$a_{\text{THB}} = a_{\text{TWB}} = 1 + 2\eta\mu_1, \quad (4a)$$

$$b_{\text{THB}} = b_{\text{TWB}} = 1 + \frac{\eta\mu_1 M + 2\eta\beta\mu_\beta M_\beta}{M + M_\beta}, \quad (4b)$$

$$c_{\text{THB}} = d_{\text{THB}} = \eta\mu_1 \sqrt{\frac{2M}{M + M_\beta}}, \quad (4c)$$

$$c_{\text{TWB}} = -d_{\text{TWB}} = \eta\sqrt{\mu_1^2 + \mu_1} \sqrt{\frac{2M}{M + M_\beta}}, \quad (4d)$$

where $\mu_1 = N/(\eta M)$ is the mean photon count per mode at the source and $\mu_\beta = N_\beta/(\eta_\beta M_\beta)$ is the analogous quantity with respect to values for the bath.

Adopting the SNR (1) as figure of merit, we can quantify the enhancement achieved by the TWB over the THB by considering the ratio of the respective SNRs [16],

$$R_{\text{SNR}} = \frac{\text{SNR}_{\text{TWB}}}{\text{SNR}_{\text{THB}}}, \quad (5)$$

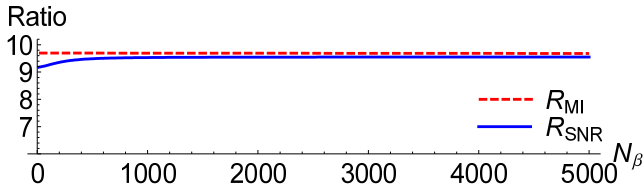


Fig. 2. (Color online) A theoretical plot of the ratios R_{SNR} (blue solid) and R_{MI} (red dashed) for quantum illumination with parameters set at realistic experimental values of $N = 4000$, $M = 90000$, $M_\beta = 50$, $\eta = 0.38$ and $\eta_\beta = 0.5$. The asymptotic limit for $N_\beta \rightarrow \infty$ is given by Eq. (7).

for identical single-mode statistics. Similarly, we can analyse the ‘enhancement’ in total effective correlations by defining the corresponding ratio of the MIs,

$$R_{\text{MI}} = \frac{\text{MI}_{\text{TWB}}}{\text{MI}_{\text{THB}}}. \quad (6)$$

It is instructive to illustrate our findings by first plotting theoretical expectations for the comparisons of the respective ratios R_{SNR} and R_{MI} . In Fig. 2, we keep all parameters constant apart from the bath photon-count N_β . We notice that in the regime of highly thermal bath, which is the relevant regime for which the phenomenon of quantum illumination was defined [1, 2], the ratios of SNR and MI converge to each other and become asymptotically identical. This is observed in all useful parameter regimes. If one fixes indeed N_β to a sufficiently large number which ensures a dominant bath (e.g. $N_\beta = 5000$), and lets the photon number N of the illuminating field vary in a broad yet realistic regime (say from 10^2 to 10^4) an essentially perfect identity between R_{MI} and R_{SNR} is retrieved.

As one can intuitively expect, the common value attained by both the SNR and MI ratios in practical parameter regimes ($N_\beta \gg 1$) for quantum illumination is determined exactly by the cross-correlations squared, namely:

$$\lim_{N_\beta \rightarrow \infty} R_{\text{SNR}} = \lim_{N_\beta \rightarrow \infty} R_{\text{MI}} = \left| \frac{c_{\text{TWB}}}{c_{\text{THB}}} \right|^2, \quad (7)$$

where the effective correlation elements $c_{\text{TWB,THB}}$ are defined by Eq. (4). The proof of this for the case of the MI ratio follows by a generalization of the appendix in [30]. For what concerns the SNR ratio, when the bath is dominant, the noise terms in the denominator of the SNRs are effectively independent of the source, TWB or TH, actually considered in the protocol and cancel each other, provided they have the same single beam fluctuation (see [16] for details). Thus:

$$R_{\text{SNR}} \approx \frac{|\langle \Delta^{\text{in}} - \Delta^{\text{out}} \rangle_{\text{TWB}}|}{|\langle \Delta^{\text{in}} - \Delta^{\text{out}} \rangle_{\text{THB}}|}. \quad (8)$$

It can be shown through the Gaussian moment factoring that this equates the ratio of cross-correlations squared, Eq. (7).

Interestingly, this finding provides a link between recent pieces of work which examined the role of various kinds of correlations in intensity interferometry

schemes: in particular, previous studies compared either the SNR to the MI of effective operators [22] or the MI to the ratio of intensity covariances (though in quite a different context) [30]. Within the quantum illumination setting considered here, in which all of these quantifiers can be defined and jointly analyzed, we find that they are all quantitatively connected.

In [16], the SNR enhancement was also linked to the ratio of the generalized Cauchy-Schwartz parameter $\varepsilon \equiv \langle \delta N_s \delta N_r \rangle / (\langle \delta^2 N_s \rangle \langle \delta^2 N_r \rangle)^{1/2}$, where $\langle : \rangle$ is the normally ordered quantum expectation value and $\varepsilon \leq 1$ indicates a classical regime, i.e. corresponding to a state having positive well-defined P -representation. In particular it has been shown that the quantum enhancement with respect to the optimal classical strategy, in the limit of dominant bath, is $R_{\text{SNR}} = \frac{\varepsilon_{\text{TWB}}}{\varepsilon_{\text{THB}}} > 1$. Remarkably, in the presence of the bath one finds $\varepsilon_{\text{TWB}} \leq 1$ indicating classicality although the enhancement survives. Lastly, we mention that the same transition to the classical regime without affecting the performance improvement has been observed in [31] for yet another common parameter of non-classicality, the noise reduction factor $\langle \delta^2(N_s - N_r) \rangle / (\langle N_s + N_r \rangle)$ [23, 24, 32, 33].

This series of observations shows how different parameters, originally introduced to assess experimental quality, are in fact all capturing the same physics in the case of Gaussian light sources for quantum illumination, and are thus all able to reveal the quantum advantage of the scheme, even in a regime in which quantumness in the form of entanglement appears not to manifestly survive.

4. Comparisons with experiment

The practical description introduced in the previous section allows us to directly assess the experimental results obtained in [16]. Assuming knowledge of the mode-count, we can extract our effective second-order correlations from intensity measurements and covariances. For example, $\langle \hat{a}_{\text{eff}}^\dagger \hat{a}_{\text{eff}} \rangle = \langle N/M \rangle$, from which the auto-correlations can be deduced with ease.

In Fig. 3(a)–(b) we plot the SNRs for TWB and THB as determined experimentally in [16]. In the same figure, panels (c)–(d), we plot the corresponding MIs obtained from the experimental data by constructing the effective two-mode operators as detailed above. We observe that a very good agreement is reached with the theoretical expectations based on Eqs. (4), especially in the case of TWB light. The THB case is affected by considerably lower accuracy: this is consistent with the intrinsic lower SNR of the measurement with THB (since $R \sim 10$, we note that in order to achieve the same accuracy, a number of acquisitions 100 times larger than in the case of TWB illumination would be required for THB sources).

According to the theoretical expectations, we should find that

$$R_{\text{SNR}} \equiv \frac{\text{SNR}_{\text{TWB}}}{\text{SNR}_{\text{THB}}} \approx \frac{\text{MI}_{\text{TWB}}}{\text{MI}_{\text{THB}}} \equiv R_{\text{MI}},$$

or, equivalently,

$$\tilde{R}_{\text{TWB}} \equiv \frac{\text{SNR}_{\text{TWB}}}{\text{MI}_{\text{TWB}}} \approx \frac{\text{SNR}_{\text{THB}}}{\text{MI}_{\text{THB}}} \equiv \tilde{R}_{\text{THB}},$$

in the relevant regime of high N_β . In Fig. 3(e), we plot the ratios \tilde{R} for TWB and THB light, respectively, as calculated directly from the measured data. We see indeed that the two quantities align with good precision along

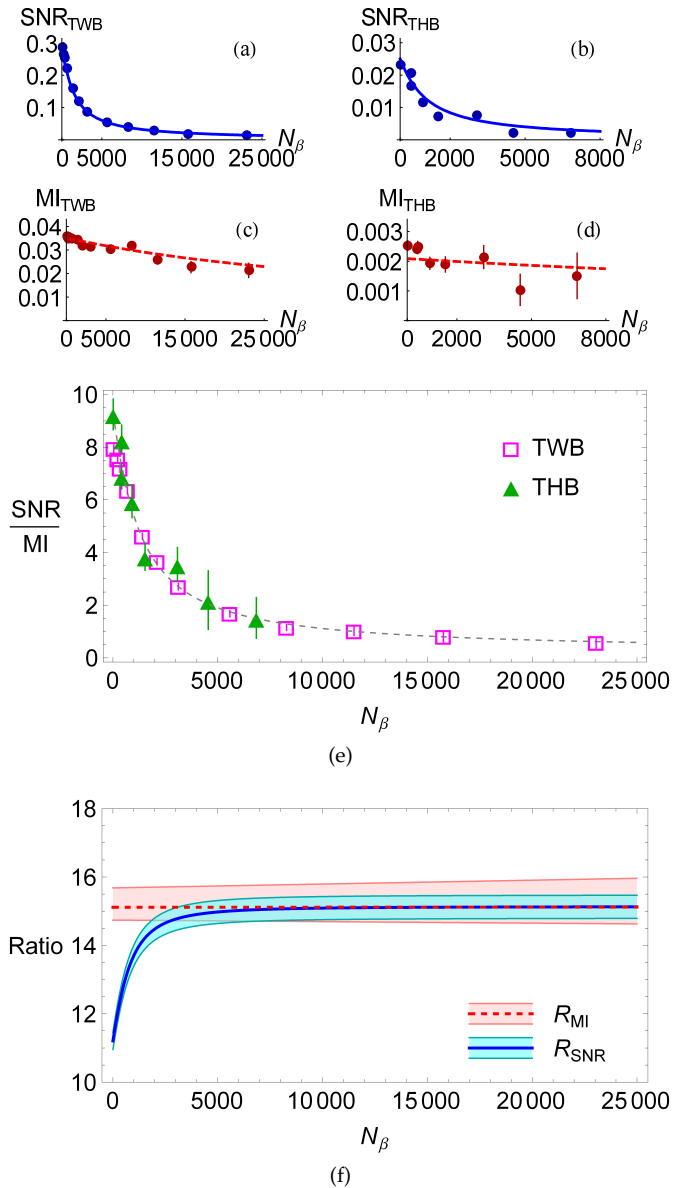


Fig. 3. (a)–(d) Experimental results and theoretical expectations for the SNRs (blue solid) and effective MIs (red dashed) of the quantum illumination demonstration of Lopaeva *et al.* [16] using TWB and THB light, plotted versus the bath photon number N_β . The values of the other experimental parameters are fixed at $M = 90000$, $M_\beta = 1300$, $\eta = 0.38$, $\eta_\beta = 0.5$, $N_{\text{TWB}} = 4232$, $N_{\text{THB}} = 3278$, for all the plots in this figure. (e) Ratios \tilde{R} between SNR and MI for TWB (magenta empty squares) and THB (green filled triangles) sources, obtained from the measured data; the dashed gray curve represents the theoretical prediction, given by the mean between \tilde{R}_{TWB} and \tilde{R}_{THB} . (f) Confidence intervals (shadings) inferred from the experimental data, along with theoretical predictions (lines), for the ratios R_{SNR} (blue solid) and R_{MI} (red dashed).

the same curve, in agreement with the theory.

Finally, to quantify the quantum enhancement in the implemented instance of continuous variable quantum illumination, we extrapolate the confidence intervals for the direct ratios R_{SNR} and R_{MI} and plot them in Fig. 3 (f) against the theory (similarly to Fig. 2). We conclude that the quantum enhancement allowed by the TWB over the corresponding THB with the same single-mode statistics is of a factor ≈ 15.1 , as determined by the asymptotic value of the ratios in the $N_\beta \gg 1$ regime, Eq. (7). Note that we cannot directly calculate these ratios from the experimental points without resorting to model fitting, as the acquisitions in [16] correspond to different values of N_β between the TWB and THB settings [see e.g. Fig. 3 (e)].

5. Conclusion

We have shown that for a continuous variable realization of quantum illumination [1, 2] as demonstrated experimentally in [16], the fractional increase of mutual information (in an effective two-mode description) for entangled twin beams over correlated thermal beams provides a close approximation for the equivalent ratio of the SNR, which becomes exact in the practically relevant regime of a lossy system with a large number of thermal photons in the bath. This observation, as well as connecting to previous work on correlations in intensity interferometry setups [22, 30], provides insight into the source of quantum improvement in continuous variable quantum illumination. We neatly observed the predicted correspondence from the experimental data of Ref. [16].

We would like to point out that these results complement and do not controvert the results of [18] or [21] for discrete variable quantum illumination. In particular, in [18] the discord consumption, i.e. the difference between the discord in the source light before and after the interaction with the target, is linked quantitatively to the quality of the protocol. Since some discord remains even when the initial entanglement is destroyed, the authors of [18] conclude that discord plays a key role in empowering quantum rather than classical illumination. In the continuous variable setting, the Gaussian discord consumption is known to relate to a quantum advantage in a simple protocol of information encoding [34], but such a scenario has not been investigated to date for the setting of quantum illumination (and it can be a good topic for further study).

Our paper offers an alternative perspective, where the correlations evaluated just for the source light are chosen as the object of study, in analogy to [22, 30]. While clearly the mutual information includes both classical and quantum portions, we find that in the coarse-grained two-mode description adopted here it is the total effective correlation, rather than just the effective discord of the source, that is found to capture the quantum advantage in a quantitative fashion. The central observation is that entangled states can be overall more correlated (classically and quantumly) than separable states, for a given mean energy of the states. The resilience of these extra correlations, which we quantify via the mutual information in the effective picture, is here shown to capture the quantum enhancement, even when external noise degrades those correlations to

the point that the quantum signature of entanglement is completely suppressed.

Acknowledgments

This research was supported by the University of Nottingham through an EPSRC Research Development Fund Grant (PP-0313/36), the EU FP7 under grant agreement n. 308803 (BRISQ2), the Compagnia di San Paolo and MIUR (FIRB “LiCHIS” – RBFR10YQ3H, Progetto Premiale “Oltre i limiti classici di misura”). We thank S. Pirandola for discussions.

References

- [1] S. Lloyd, “Enhanced Sensitivity of Photodetection via Quantum Illumination”, *Science* **321**, 1463 (2008).
- [2] S.-H. Tan, B. I. Erkmen, V. Giovannetti, S. Guha, S. Lloyd, L. Maccone, S. Pirandola, and J. H. Shapiro, “Quantum Illumination with Gaussian States”, *Phys. Rev. Lett.* **101**, 253601 (2008).
- [3] T. Iskhakov, M. V. Chekhova, and G. Leuchs, “Generation and Direct Detection of Broadband Mesoscopic Polarization-Squeezed Vacuum”, *Phys. Rev. Lett.* **102**, 183602 (2009).
- [4] N. Thomas-Peter, B.J. Smith, A. Datta, L. Zhang, U. Dorner, and I. A. Walmsley, “Real-World Quantum Sensors: Evaluating Resources for Precision Measurement”, *Phys. Rev. Lett.* **107**, 113603 (2011).
- [5] C. Weedbrook, S. Pirandola, R. Garcia-Patron, N. J. Cerf, T. C. Ralph, J. H. Shapiro and S. Lloyd, “Gaussian quantum information” *Rev. Mod. Phys.* **84**, 621 (2012).
- [6] S. Olivares, “Quantum optics in the phase space: A tutorial on Gaussian states”, *Eur. Phys. J. Special Topics* **203**, 3 (2012).
- [7] G. Adesso, S. Ragy, and A. Lee, “Continuous variable quantum information: Gaussian states and beyond”, *Open Syst. Inf. Dyn.* **21**, 1440001 (2014).
- [8] Z. Y. Ou, S. F. Pereira, H. J. Kimble, and K. C. Peng, “Realization of the Einstein-Podolsky-Rosen paradox for continuous variables”, *Phys. Rev. Lett.* **68**, 3663 (1992).
- [9] J. Laurat, G. Keller, J. A. Oliveira-Huguenin, C. Fabre, T. Coudreau, A. Serafini, G. Adesso, and F. Illuminati, “Entanglement of two-mode Gaussian states: characterization and experimental production and manipulation”, *J. Opt. B: Quantum Semiclass. Opt.* **7**, S577 (2005).
- [10] V. D’Auria, S. Fornaro, A. Porzio, S. Solimeno, S. Olivares, and M. G. A. Paris, “Full Characterization of Gaussian Bipartite Entangled States by a Single Homodyne Detector”, *Phys. Rev. Lett.* **102**, 020502 (2009).
- [11] T. Eberle, V. Händchen, and R. Schnabel, “Stable control of 10 dB two-mode squeezed vacuum states of light”, *Optics Express* **21**, 11546 (2013).
- [12] S. Olivares and M. G. A. Paris, “Fidelity Matters: The Birth of Entanglement in the Mixing of Gaussian States”, *Phys. Rev. Lett.* **107**, 170505 (2011).
- [13] K. M. R. Audenaert, J. Calsamiglia, R. Muñoz-Tapia, E. Bagan, L. Masanes, A. Acín, and F. Verstraete, “Discriminating States: The Quantum Chernoff Bound”, *Phys. Rev. Lett.* **98**, 160501 (2007).
- [14] S. Pirandola and S. Lloyd, “Computable bounds for the discrimination of Gaussian states”, *Phys. Rev. A* **78**, 012331 (2008).
- [15] S. Guha and B. I. Erkmen, “Gaussian-state quantum-illumination receivers for target detection”, *Phys. Rev. A* **80**, 052310 (2009).
- [16] E. D. Lopaeva, I. Ruo Berchera, I. P. Degiovanni, S. Olivares, G. Brida, and M. Genovese, “Experimental Realization of Quantum Illumination”, *Phys. Rev. Lett.* **110**, 153603 (2013).
- [17] Z. Zhang, M. Tengner, T. Zhong, F. N. C. Wong, and J. H. Shapiro, “Entanglement’s Benefit Survives an Entanglement-Breaking Channel”, *Phys. Rev. Lett.* **111**, 010501 (2013).
- [18] C. Weedbrook, S. Pirandola, J. Thompson, V. Vedral and M. Gu, “Discord empowered quantum illumination”, arXiv:1312.3332 [quant-ph] (2013).
- [19] D. Girolami, A. M. Souza, V. Giovannetti, T. Tufarelli, J. G. Filgueiras, R. S. Sarthour, D. O. Soares-Pinto, I. S. Oliveira, and G. Adesso, “Quantum Discord Determines the Interferometric Power of Quantum States”, *Phys. Rev. Lett.* **112**, 210401 (2014).
- [20] G. Adesso, “Gaussian interferometric power”, arXiv:1406.5857 [quant-ph] (2014), *Phys. Rev. A* (in press).
- [21] A. Farace, A. De Pasquale, L. Rigovacca, and V. Giovannetti, “Discriminating strength: a bona fide measure of non-classical correlations”, *New J. Phys.* **16**, 073010 (2014).
- [22] S. Ragy and G. Adesso, “Nature of light correlations in ghost imaging”, *Sci. Rep.* **2**, 651 (2012).
- [23] G. Brida, M. Genovese, I. Ruo-Berchera, “Experimental realization of sub-shot-noise quantum imaging”, *Nat. Phot.* **4**, 227 (2010).
- [24] G. Brida, L. Caspani, A. Gatti, M. Genovese, A. Meda, and I. Ruo Berchera, “Measurement of Sub-Shot-Noise Spatial Correlations without Background Subtraction”, *Phys. Rev. Lett.* **102**, 213602 (2009).
- [25] A. Gatti, E. Brambilla, M. Bache, and L. A. Lugiato, “Correlated imaging, quantum and classical”, *Phys. Rev. A* **70**, 013802 (2004).
- [26] More details on effective mode descriptions and their regions of accuracy will be presented in a forthcoming publication [S. Ragy, “A Gaussian single-mode approximation for multi-mode photon counting statistics”, in preparation].
- [27] G. Adesso and F. Illuminati, “Entanglement in continuous-variable systems: recent advances and current perspectives”, *J. Phys. A: Math. Theor.* **40** 7821 (2007).
- [28] A. Rényi, “On Measures of Entropy and Information”, *Proc. Fourth Berkeley Symp. on Math. Statist. and Prob.* **1**, 547 (1961).
- [29] G. Adesso, D. Girolami, and A. Serafini, “Measuring Gaussian Quantum Information and Correlations Using the Renyi Entropy of Order 2”, *Phys. Rev. Lett.* **109**, 190502 (2012).
- [30] S. Ragy and G. Adesso, “Unveiling the Hanbury Brown and Twiss effect through Renyi entropy correlations”, *Phys. Scr.* **T153**, 014052 (2013).
- [31] E.D. Lopaeva, I. Ruo Berchera, S. Olivares, G. Brida, I. P. Degiovanni, and M. Genovese, “A detailed description of the experimental realisation of quantum illumination protocol”, *Phys. Scr.* **T160**, 014026 (2014).
- [32] M. Bondani, A. Allevi, G. Zambda, M. G. A. Paris, and A. Andreoni, “Sub-shot-noise photon-number correlation in a mesoscopic twin beam of light”, *Phys. Rev. A* **76**, 013833 (2007).
- [33] T. Iskhakov, M. V. Checkhova, and G. Leuchs, “Generation and Direct Detection of Broadband Mesoscopic Polarization-Squeezed Vacuum”, *Phys. Rev. Lett.* **102**, 183602 (2009).
- [34] M. Gu, H. M. Chrzanowski, S. M. Assad, T. Symul, K. Modi, T. C. Ralph, V. Vedral, and P. K. Lam, “Observing the operational significance of discord consumption”, *Nature Phys.* **8**, 671 (2012).