

Toroidal Grid Minors and Stretch in Embedded Graphs*

Markus Chimani[†] Petr Hliněný[‡] Gelasio Salazar[§]

April 30, 2022

Abstract

We investigate the *toroidal expanse* of an embedded graph G , that is, the size of the largest toroidal grid contained in G as a minor. In the course of this work we introduce a new embedding density parameter, the *stretch* of an embedded graph G , and use it to bound the toroidal expanse from above and from below within a constant factor depending only on the genus and the maximum degree. We also show that these parameters are tightly related to the planar *crossing number* of G . As a consequence of our bounds, we derive an efficient constant factor approximation algorithm for the toroidal expanse and for the crossing number of a surface-embedded graph with bounded maximum degree.

Keywords: Graph embeddings, compact surfaces, face-width, edge-width, toroidal grid, crossing number, stretch

AMS 2010 Subject Classification: 05C10, 05C62, 05C83, 05C85, 57M15, 68R10

*This draws upon and extends partial results presented at ISAAC 2007 [21] and SODA 2010 [20].

[†]Faculty of Mathematics/Computer Science, Osnabrück University. Osnabrück, Germany.

[‡]Faculty of Informatics, Masaryk University. Brno, Czech Republic. Supported by the Czech Science Foundation, projects 14-03501S (until 2016) and 17-00837S.

[§]Instituto de Física, Universidad Autónoma de San Luis Potosí. San Luis Potosí, Mexico. Supported by CONACYT Grant 106432.

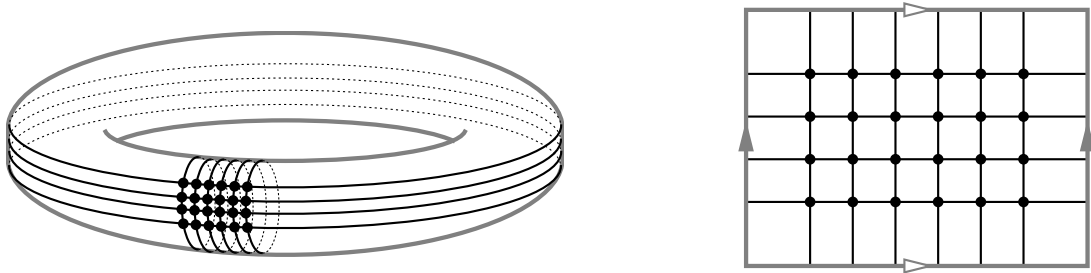


Figure 1: Two visualizations of a natural toroidal embedding of the 4×6 toroidal grid. On the right, the top and bottom edge of the rectangular frame are identified, and same with the left and right edges.

1 Introduction

In their development of the Graph Minors theory towards the proof of Wagner’s Conjecture [34], Robertson and Seymour made extensive use of surface embeddings of graphs. Robertson and Seymour introduced parameters that measure the density of an embedding, and established results that are not only central to the Graph Minors theory, but are also of independent interest. We recall that the *face-width* $fw(G)$ of a graph G embedded in a surface Σ is the smallest r such that Σ contains a noncontractible closed curve (a *loop*) that intersects G in r points.

Theorem 1.1 (Robertson and Seymour [33]). *For any graph H embedded on a surface Σ , there exists a constant $c := c_\Sigma(H)$ such that every graph G that embeds in Σ with face-width at least c contains H as a minor.*

This theorem, and other related results, spurred great interest in understanding which structures are forced by imposing density conditions on graph embeddings. For instance, Thomassen [38] and Yu [40] proved the existence of spanning trees with bounded degree for graphs embedded with large enough face-width. In the same paper, Yu showed that under strong enough connectivity conditions, G is Hamiltonian if G is a triangulation.

Large enough density, in the form of edge-width, also guarantees several nice coloring properties. We recall that the *edge-width* $ew(G)$ of an embedded graph G is the length of a shortest noncontractible cycle in G . Fisk and Mohar [15] proved that there is a universal constant c such that every graph G embedded in a surface of Euler genus $g > 0$ with edge-width at least $c \log g$ is 6-colorable. Thomassen [37] proved that larger (namely 2^{14g+6}) edge-width guarantees 5-colorability. More recently, DeVos, Kawarabayashi, and Mohar [11] proved that large enough edge-width actually guarantees 5-choosability.

In a direction closer to our current interest, Fiedler et al. [14] proved that if G is embedded with face-width r , then it has $\lfloor r/2 \rfloor$ pairwise disjoint contractible cycles, all bounding discs containing a particular face. Brunet, Mohar, and Richter [4] showed that such a G contains at least $\lfloor (r-1)/2 \rfloor$ pairwise disjoint, pairwise homotopic, non-separating (in Σ) cycles, and at least $\lfloor (r-1)/8 \rfloor - 1$ pairwise disjoint, pairwise homotopic, separating, noncontractible cycles. We remark that throughout this paper, “homotopic” refers to “freely homotopic” (that is, not to “fixed point homotopic”).

For the particular case in which the host surface is the torus, Schrijver [35] unveiled a beautiful connection with the geometry of numbers and proved that G has at least $\lfloor 3r/4 \rfloor$ pairwise disjoint noncontractible cycles, and proved that the factor $3/4$ is best possible.

The *toroidal $p \times q$ -grid* is the Cartesian product $C_p \square C_q$ of the cycles of sizes p and q .

See Figure 1. Using results and techniques from [35], de Graaf and Schrijver [10] showed the following:

Theorem 1.2 (de Graaf and Schrijver [10]). *Let G be a graph embedded in the torus with face-width $\text{fw}(G) = r \geq 5$. Then G contains the toroidal $\lfloor 2r/3 \rfloor \times \lfloor 2r/3 \rfloor$ -grid as a minor.*

De Graaf and Schrijver also proved that $\lfloor 2r/3 \rfloor$ is best possible, by exhibiting (for each $r \geq 3$) a graph that embeds in the torus with face-width r and that does not contain a toroidal $(\lfloor 2r/3 \rfloor + 1) \times (\lfloor 2r/3 \rfloor + 1)$ -grid as a minor. As they observe, their result shows that $c = \lceil 3m/2 \rceil$ is the smallest value that applies in (Robertson-Seymour's) Theorem 1.1 for the case of $H = C_m \square C_m$.

Toroidal expanse, stretch, and crossing number. Along the lines of the aforementioned de Graaf-Schrijver result, our aim is to investigate the largest size (meaning the number of vertices) of a toroidal grid minor contained in a graph G embedded in an arbitrary orientable surface of genus greater than zero. We do not restrict ourselves to square proportions of the grid and define this parameter as follows.

Definition 1.3 (Toroidal expanse). *The toroidal expanse of a graph G , denoted by $\text{Tex}(G)$, is the largest value of $p \cdot q$ over all integers $p, q \geq 3$ such that G contains a toroidal $p \times q$ -grid as a minor. If G does not contain $C_3 \square C_3$ as a minor, then let $\text{Tex}(G) = 0$.*

Our interest is both in the structural and the algorithmic aspects of the toroidal expanse.

The “bound of nontriviality” $p, q \geq 3$ required by Definition 1.3 is natural in the view of toroidal embeddability—the degenerate cases $C_2 \square C_q$ are planar, while $C_p \square C_q$ has orientable genus one for all $p, q \geq 3$. It is not difficult to combine results from [4] and [10] to show that for each positive integer $g > 0$ there is a constant $c := c(g)$ with the following property: if G embeds in the orientable surface Σ of genus g with face-width r , then G contains a toroidal $(c \cdot r) \times (c \cdot r)$ -grid as a minor; that is, $\text{Tex}(G) = \Omega(r^2)$.

On the other hand, it is very easy to come up with a sequence of graphs G embedded in a fixed surface with face-width r and arbitrarily large $\text{Tex}(G)/r^2$: it is achieved by a natural toroidal embedding of $C_r \square C_q$ for arbitrarily large q . This inadequacy of face-width to estimate the toroidal expanse of an embedded graph is to be expected, due to the one-dimensional character of this parameter. To this end, we define a new density parameter of embedded graphs that captures the truly two-dimensional character of our problem; the *stretch of an embedded graph* in Definition 2.7. In short, the notion of stretch is related to that of edge-width, and the stretch equals the smallest product of lengths of two cycles that transversely meet once on the surface. The notion of stretch first appeared in the conference paper [20] and has also been studied from an algorithmic point of view in [6].

Using stretch as a core tool, we unveil our main result—a tight two-way relationship between the toroidal expanse of a graph G in an orientable surface and its *crossing number* $\text{cr}(G)$ in the plane, under an assumption of a sufficiently dense embedding. We furthermore provide an approximation algorithm for both these numbers. Our treatment of the new concepts of stretch and toroidal expanse in the paper is completely self-contained.

A simplified summary of the main results follows.

Theorem 1.4 (Main Theorem). *Let Σ be an orientable surface of fixed genus $g > 0$, and let Δ be an integer. There exist constants $r_0, c_0, c_1, c_2 > 0$, depending only on g and Δ , such that the following two claims hold for any graph G of maximum degree Δ embedded in Σ :*

- (a) *If G is embedded in Σ with face-width at least r_0 , then $c_0 \cdot \text{cr}(G) \leq \text{Tex}(G) \leq c_1 \cdot \text{cr}(G)$.*

(b) *There is a polynomial time algorithm that outputs a drawing of G in the plane with at most $c_2 \cdot cr(G)$ crossings.*

The density assumption that $fw(G) \geq r_0$ is unavoidable for (a). Indeed, consider a very large planar grid plus an edge. Such a graph clearly admits a toroidal embedding with face-width 1. By suitably placing the additional edge, such a graph would have arbitrarily large crossing number, and yet no $C_3 \square C_3$ minor. However, one could weaken this restriction a bit by considering “nonseparating” face-width instead, as we are going to do in the proof. On the other hand, an embedding density assumption such as in (a) can be completely avoided for the algorithm in (b) by using additional results of [9].

Regarding the constants r_0, c_0, c_1, c_2 we note that, in our proofs,

- r_0 is exponential in g (of order 2^g) and linear in Δ ,
- $1/c_0$ is quadratic in Δ and exponential in g (of order 8^g),
- c_1 is independent of g, Δ , and
- c_2 is quartic in Δ and exponential in g (of order 16^g).

Moreover, the estimate of c_2 can be improved to asymptotically match $1/c_0$ if the density assumption of (a) is fulfilled also in (b).

The rest of this paper is structured as follows. In Section 2 we present some basic terminology and results on graph drawings and embeddings, and introduce the key concept of stretch of an embedded graph. In Section 3 we give a commented walkthrough on the lemmas and theorems leading to the proof of Theorem 1.4. The exact values of the constants r_0, c_0, c_1 are given there as well. Some of the presented statements seem to be of independent interest, and their (often long and technical) proofs are deferred to Sections 5–7 of the paper. Section 9 then finishes the algorithmic task of Theorem 1.4(b) by using [9] to circumvent the density assumption which was crucial in the previous sections, and gives the value of c_2 . Final Section 10 then outlines some possible extensions of the main theorem and directions for future research.

2 Preliminaries

We follow standard terminology of topological graph theory, see Mohar and Thomassen [30] and Stillwell [36]. We deal with undirected multigraphs by default; so when speaking about a *graph*, we allow multiple edges and loops. The vertex set of a graph G is denoted by $V(G)$, the edge set by $E(G)$, the number of vertices of G (the *size*) by $|G|$, and the maximum degree by $\Delta(G)$.

In this section we lay out several concepts and basic results relevant to this work, and introduce the key concept of stretch of an embedded graph.

2.1 Graph drawings and embeddings in surfaces

We recall that in a *drawing* of a graph G in a surface Σ , vertices are mapped to distinct points and edges are mapped to continuous curves (arcs) such that the endpoints of an arc are the vertices of the corresponding edge; no arc contains a point that represents a non-incident vertex. For simplicity, we often make no distinction between the topological objects of a drawing (points and arcs) and their corresponding graph theoretical objects (vertices and edges). A *crossing* in a drawing is an intersection point of two edges (or a self-intersection of one edge) in a point other than a common endvertex. An *embedding* of a graph in a surface is a drawing with no edge crossings.

Throughout this paper, we exclusively focus on orientable surfaces; for each $g \geq 0$ we let Σ_g denote the *orientable surface of genus g* .

If we regard an embedded graph G as a subset of its host surface Σ , then the connected components of $\Sigma \setminus G$ are the *faces* of the embedding. For clarity, we always assume that our embeddings are *cellular*, which means that every face is homeomorphic to an open disc. For a face a of G , the vertices and edges incident to a form a walk in the graph G , which we call the *facial walk* of a . It is folklore that under the assumption of a cellular embedding (and with a restriction to orientable surfaces), the set of facial walks of an embedded graph G is fully determined by the *rotation scheme* of G , which is the set of cyclic permutations of edges of G around the vertices of G .

We recall that the vertices of the *topological dual* G^* of G are the faces of G , and its edges are the edge-adjacent pairs of faces of G . There is a natural one-to-one correspondence between the edges of G and the edges of G^* , and so, for an arbitrary $F \subseteq E(G)$, we denote by F^* the corresponding subset of edges of $E(G^*)$. We often use lower case Greek letters (such as α, β, γ) to denote dual cycles. The rationale behind this practice is the convenience to regard a dual cycle as a simple closed curve, often paying no attention to its graph-theoretical properties.

Let G be a graph embedded in the surface Σ_g , and let C be a surface-nonseparating cycle of G . We denote by $G//C$ the graph obtained by *cutting G through C* as follows. Let F denote the set of edges not in C that are incident with a vertex in C . Orient C arbitrarily, so that F gets naturally partitioned into the set L of edges to the left of C and the set R of edges to the right of C . More formally, L and R should be viewed as sets of half-edges, since the same one edge of F may have one of its half-edges in L and the other in R , but this does not constitute a real problem. Now contract (topologically) the whole curve representing C to a point-vertex v , to obtain a pinched surface, and then naturally split v into two vertices, one incident with the edges in L and another incident with the edges in R . The resulting graph $G//C$ is thus embedded on a surface Σ' such that Σ results from Σ' by adding one handle. Clearly $E(G//C) = E(G) \setminus E(C)$, and so for every subgraph $F \subseteq G//C$ there is a unique naturally corresponding subgraph $\hat{F} \subseteq G$ where \hat{F} is induced by the edge set $E(\hat{F}) = E(F)$. We call \hat{F} the *lift of F into G* .

The “cutting through” operation is a form of a standard surface surgery in topological graph theory, and we shall be using it in the dual form too, as follows. Let G be a graph embedded in a surface Σ and $\gamma \subseteq G^*$ a dual cycle such that γ is Σ -nonseparating. Now cut the surface along γ , discarding the set E' of edges of G that are severed in the process. This yields an embedding of $G - E'$ in a surface with two holes. Then paste two discs, one along the boundary of each hole, to get back to a compact surface. We denote the resulting embedding by $G//\gamma$, and say that this is obtained by *cutting G along γ* . Note that we may equivalently define $G//\gamma$ as the embedded graph $(G^*//\gamma)^*$, that is, $(G//\gamma)^* = G^*//\gamma$. Note also that $G//\gamma$ is a spanning subgraph of G , and that the previous definition of a *lift* applies also to this case.

2.2 Graph crossing number

We further look at drawings of graphs (in the plane) that allow edge crossings. To resolve ambiguity, we only consider drawings where no three edges intersect in a common point other than a vertex. The *crossing number* $cr(G)$ of a graph G is then the minimum number of edge crossings in a drawing of G in the plane.

For the general lower bounds we shall derive on the crossing number of graphs we use the following results on the crossing number of toroidal grids (see [1, 24, 25, 32]).

Theorem 2.1. *For all nonnegative integers p and q , $cr(C_p \square C_q) \geq \frac{1}{2}(p-2)q$. Moreover, $cr(C_p \square C_q) = (p-2)q$ for $p = 3, 4, 5$.*

We note that this result already yields the easy part of Theorem 1.4 (a):

Corollary 2.2. *Let G be a graph embedded on a surface. Then $cr(G) \geq \frac{1}{12} \text{Tex}(G)$.*

Proof. Let $q \geq p \geq 3$ be integers that witness $\text{Tex}(G)$ (that is, G contains $C_p \square C_q$ as a minor, and $\text{Tex}(G) = pq$). It is known [16] that if G contains H as a minor, and $\Delta(H) = 4$, then $cr(G) \geq \frac{1}{4} cr(H)$. We apply this bound with $H = C_p \square C_q$. By Theorem 2.1, we then have for $p \in \{3, 4, 5\}$ that $cr(G) \geq \frac{1}{4}(p-2)q \geq \frac{1}{12}pq$, and for $p \geq 6$ we obtain $cr(G) \geq \frac{1}{4} \cdot \frac{1}{2}(p-2)q \geq \frac{1}{12}pq$. \square

2.3 Curves on surfaces and embedded cycles

Note that in an embedded graph, paths are simple curves and cycles are simple closed curves in the surface, and hence it makes good sense to speak about their homotopy.

If B is a path or a cycle of a graph, then the *length* $\|B\|$ of B is its number of edges. We recall that the *edge-width* $ew(G)$ of an embedded graph G is the length of a shortest noncontractible cycle in G . The *nonseparating edge-width* $ewn(G)$ is the length of a shortest nonseparating (and hence also noncontractible) cycle in G . It is trivial to see that the *face-width* $fw(G)$ of G equals one half of the edge-width of the vertex-face incidence graph of G . In this paper, we are primarily interested in graphs of bounded degree. In such a case it is useful to regard $ew(G^*)$ as a suitable (easier to deal with) asymptotic replacement for $fw(G)$:

Lemma 2.3. *If G is an embedded graph of maximum degree Δ , then $ew(G^*) \geq fw(G) \geq \frac{ew(G^*)}{\lfloor \Delta(G)/2 \rfloor}$. The same inequalities hold for nonseparating edge-width and face-width.*

Proof. $ew(G^*) \geq fw(G)$ follows since any dual cycle α in G^* makes a loop intersecting G in $\|\alpha\|$ points. On the other hand, any loop λ intersecting G in $fw(G)$ points can be locally modified to a homotopic loop λ' which does not contain vertices of G , at the cost of intersecting at most $\lfloor \Delta(G)/2 \rfloor$ new edges for every vertex of G on λ . Since λ' corresponds to a dual cycle in G^* , we conclude that $ew(G^*) \leq fw(G) \cdot \lfloor \Delta(G)/2 \rfloor$. \square

For a cycle (or an arbitrary subgraph) C in a graph G , we call a path $P \subset G$ a *C-ear* if the ends r, s of P belong to C , but the rest of P is disjoint from C . We allow $r = s$, i.e., a *C-ear* can also be a cycle. A *C-ear* P is a *C-switching ear* (with respect to an orientable embedding of G) if the two edges of P incident with the ends r, s are embedded on opposite sides of C . The following simple technical claim is useful.

Lemma 2.4. *If C is a nonseparating cycle in an embedded graph G of length $\|C\| = enw(G)$, then all *C-switching ears* in G have length at least $\frac{1}{2}enw(G)$.*

Proof. Seeking a contradiction, we suppose that there is a *C-switching ear* D of length $< \frac{1}{2}enw(G)$. The ends of D on C determine two subpaths $C_1, C_2 \subseteq C$ (with the same ends as D), labeled so that $\|C_1\| \leq \|C_2\|$. Then $D \cup C_1$ is a nonseparating cycle, as witnessed by C_2 . Since $\|C_1\| \leq \frac{1}{2}\|C\|$, we have

$$\|D \cup C_1\| \leq \|D\| + \frac{1}{2}\|C\| < \left(\frac{1}{2} + \frac{1}{2}\right)\|C\| = enw(G),$$

a contradiction. \square

Even though surface surgery can drastically decrease (and also increase, of course) the edge-width of an embedded graph in general, we now prove that this is not the case if we cut through a short cycle (later, in Lemma 6.3, we shall establish a surprisingly powerful extension of this simple claim).

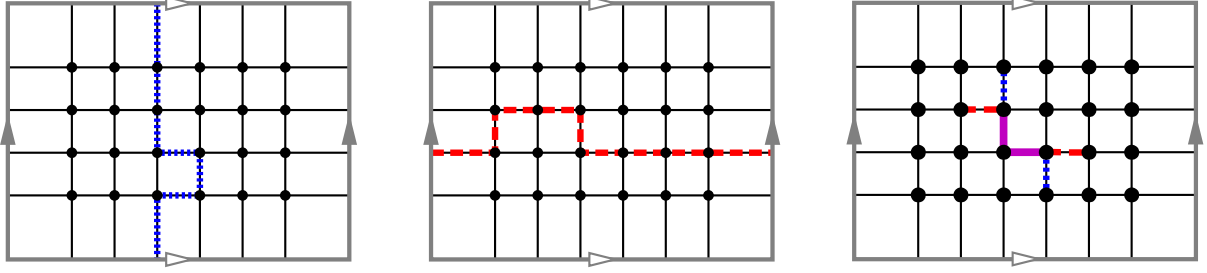


Figure 2: A toroidal embedding of $C_4 \square C_6$. The left and the center pictures show two cycles A and B in thick dashed lines. The intersection of A and B is the 2-edge path emphasized in the right picture with a thick solid line. This path is a leap of A and B .

Lemma 2.5. *Let G be a graph embedded in the surface Σ_g of genus $g \geq 2$, and let C be a nonseparating cycle in G of length $\|C\| = \text{ewn}(G)$. Then $\text{ewn}(G//C) \geq \frac{1}{2}\text{ewn}(G)$.*

Proof. Let c_1, c_2 be the two vertices of $G//C$ that result from cutting through C , i.e., $\{c_1, c_2\} = V(G//C) \setminus V(G)$. Let $D \subseteq G//C$ be a nonseparating cycle of length $\text{ewn}(G//C)$. If D avoids both c_1, c_2 , then its lift \hat{D} in G is a nonseparating cycle again, and so $\text{ewn}(G) \leq \|\hat{D}\| = \text{ewn}(G//C)$. If D hits both c_1, c_2 and $P \subseteq D$ is (any) one of the two subpaths with the ends c_1, c_2 , then the lift \hat{P} is a C -switching ear in G . Thus, by Lemma 2.4,

$$\text{ewn}(G//C) = \|D\| \geq \|\hat{P}\| \geq \frac{1}{2}\text{ewn}(G).$$

In the remaining case D , up to symmetry, hits c_1 and avoids c_2 . Then its lift \hat{D} is a C -ear in G . If \hat{D} itself is a cycle, then we are done as above. Otherwise, $\hat{D} \cup C \subseteq G$ is the union of three nontrivial internally disjoint paths with common ends, forming exactly three cycles $A_1, A_2, A_3 \subseteq \hat{D} \cup C$. Since D is nonseparating in $G//C$, each of A_1, A_2, A_3 is nonseparating in G , and hence $\|A_i\| \geq \text{ewn}(G)$ for $i = 1, 2, 3$. Since every edge of $\hat{D} \cup C$ is in exactly two of A_1, A_2, A_3 , we have $\|A_1\| + \|A_2\| + \|A_3\| = 2\|C\| + 2\|\hat{D}\| = 2\text{ewn}(G) + 2\|\hat{D}\|$ and $\|A_1\| + \|A_2\| + \|A_3\| \geq 3\text{ewn}(G)$, from which we get

$$\text{ewn}(G//C) = \|D\| = \|\hat{D}\| \geq \frac{1}{2}\text{ewn}(G). \quad \square$$

Many arguments in our paper exploit the mutual position of two graph cycles in a surface. In topology, the *geometric intersection number*¹ $i(\alpha, \beta)$ of two (simple) closed curves α, β in a surface is defined as $\min\{\alpha' \cap \beta'\}$, where the minimum is taken over all pairs (α', β') such that α' (respectively, β') is homotopic to α (respectively, β). For our purposes, however, we prefer the following slightly adjusted discrete view of this concept.

Let $A \neq B$ be cycles of a graph embedded in a surface Σ . Let $P \subseteq A \cap B$ be a connected component of the graph intersection $A \cap B$ (a path or a single vertex), and let $f_A, f'_A \in E(A)$ (respectively, $f_B, f'_B \in E(B)$) be the edges immediately preceding and succeeding P in A (respectively, B). See Figure 2. Then P is called a *leap of A, B* if there is a sufficiently small open neighborhood Ω of P in Σ such that the mentioned edges meet the boundary of Ω in this cyclic order; f_A, f_B, f'_A, f'_B (i.e., A and B meet transversely in P). Note that $A \cap B$ may contain other components besides P that are not leaps.

¹Note that this quantity is also called the “crossing number” of the curves, and a pair of curves may be said to be “ k -crossing”. Such a terminology would, however, conflict with the graph crossing number, and we have to avoid it. Following [20], we thus use the term “ k -leaping”, instead.

Definition 2.6 (*k*-leaping). *Two cycles A, B of an embedded graph are in a k -leap position (or simply k -leaping), if their intersection $A \cap B$ has exactly k connected components that are leaps of A, B . If k is odd, then we say that A, B are in an odd-leap position.*

We now observe some basic properties of the k -leap concept:

- If A, B are in an odd-leap position, then necessarily each of A, B is noncontractible and nonseparating.
- It is not always true that A, B in a k -leap position have geometric intersection number exactly k , but the parity of the two numbers is preserved. Particularly, A, B are in an odd-leap position if and only if their geometric intersection number is odd. (We will not directly use this fact herein, though.)
- We will later prove (Lemma 6.1) that the set of embedded cycles that are odd-leaping a given cycle A satisfies the useful *3-path condition* (cf. [30, Section 4.3]).

2.4 Stretch of an embedded graph

In the quest for another embedding density parameter suitable for capturing the two-dimensional character of the toroidal expanse and crossing number problems, we put forward the following concept improving upon the original “orthogonal width” of [21].

Definition 2.7 (Stretch). *Let G be a graph embedded in an orientable surface Σ . The stretch $Str(G)$ of G is the minimum value of $\|A\| \cdot \|B\|$ over all pairs of cycles $A, B \subseteq G$ that are in a one-leap position in Σ .*

We remark in passing that although our paper does not use nor provide an algorithm to compute the stretch of an embedding, this can be done efficiently on any surface by [6].

As we noted above, if A, B are in an odd-leap position, then both A and B are noncontractible and nonseparating. Thus it follows that $Str(G) \geq ewn(G)^2$. We postulate that stretch is a natural two-dimensional analogue of edge-width, a well-known and often used embedding density parameter. Actually, one may argue that the dual edge-width is a more suitable parameter to measure the density of an embedding, and so we shall mostly deal with *dual stretch*—the stretch of the topological dual G^* —later in this paper (starting at Lemma 2.9 and Section 3). Analogously to face-width, one can also define the *face stretch* of G as one quarter of the stretch of the vertex-face incidence graph of G , and this concept is to be briefly discussed in the last Section 10.

We now prove several simple basic facts about the stretch of an embedded graph, which we shall use later. We start with an easy observation.

Lemma 2.8. *If C is a nonseparating cycle in an embedded graph G , and P is a C -switching ear in G , then $Str(G) \leq \|C\| \cdot (\|P\| + \frac{1}{2}\|C\|)$. If, moreover, $\|C\| = ewn(G)$ then $Str(G) \leq 2\|C\| \cdot \|P\|$.*

Proof. The ends of P partition C into two paths $C_1, C_2 \subseteq C$, which we label so that $\|C_1\| \leq \|C_2\|$. (In a degenerate case, C_1 can be a single vertex). Thus $\|C_1\| \leq \frac{1}{2}\|C\|$. Since C and $P \cup C_1$ are in a one-leap position, we have $Str(G) \leq \|C\| \cdot (\|P\| + \|C_1\|)$, as claimed. In the case of $\|C\| = ewn(G)$, Lemma 2.4 furthermore implies $Str(G) \leq \|C\| \cdot (\|P\| + \frac{1}{2}\|C\|) \leq \|C\| \cdot 2\|P\|$. \square

A tight relation of stretch to the topic of our paper can be illustrated by the following two claims regarding graphs on the torus. While they are not directly used in our paper, we believe that they may be found interesting by the readers.

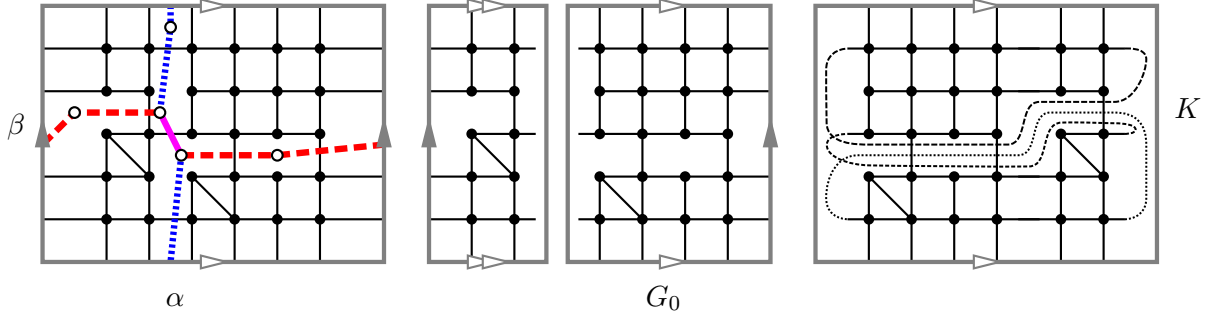


Figure 3: An illustration of the proof of Lemma 2.9. The left picture shows a graph G embedded in the torus (black vertices and thin solid edges), together with dual cycles α, β witnessing the dual stretch (white vertices and thick dashed edges). The thick dual edge is common to α and β . We let K denote the set of three edges in G that correspond to the edges of α . In the center picture, we have cut the torus along the curve defined by α , to obtain a cylindrical embedding of $G_0 := G - K$. In the right picture, we start with the same embedding of G_0 as in the center—we have simply identified the black arrows; the three severed edges of K can be drawn along the remaining fragment of β , to get a cylindrical drawing of G . Notice that the bunch of edges of K should follow the whole fragment of β , including the section common to α and β —this is to maintain the right order of edges in K . Although not always being optimal, such a solution is very simple.

Lemma 2.9. *If G is a graph embedded in the torus, then $cr(G) \leq Str(G^*)$.*

Proof. Let $\alpha, \beta \subseteq G^*$ be a pair of dual cycles witnessing $Str(G^*)$, and let $K := E(\alpha)^*$, $L := E(\beta)^* \setminus K$, and $M := E(\alpha \cap \beta)^*$. Note that K, L , and M are edge sets in G . Then, by cutting G along α , we obtain a plane (cylindrical) embedding G_0 of $G - K$. It is natural to draw the edges of K into G_0 in one parallel “bunch” along the fragment of β such that they cross only with edges of L and $M \subseteq K$ (indeed, crossings between edges of K are necessary when $M \neq \emptyset$), thus getting a drawing of G in the plane. See Figure 3. The total number of crossings in this particular drawing, and thus the crossing number of G , is at most $|K| \cdot |L| + |K| \cdot |M| = |K| \cdot (|L| + |M|) = \|\alpha\| \cdot \|\beta\| = Str(G^*)$. \square

Corollary 2.10. *If G is a graph embedded in the torus, then $Tex(G) \leq 12Str(G^*)$.*

Proof. This follows immediately using Corollary 2.2. \square

We finish this section by proving an analogue of Lemma 2.5 for the stretch of an embedded graph, showing that this parameter cannot decrease too much if we cut the embedding through a short cycle. This will be important to us since cutting through handles of embedded graphs will be our main inductive tool in the proofs of lower bounds on $cr(G)$ and $Tex(G)$.

Lemma 2.11. *Let G be a graph embedded in the surface Σ_g of genus $g \geq 2$, and let C be a nonseparating cycle in G of length $\|C\| = ewn(G)$. Then $Str(G//C) \geq \frac{1}{4}Str(G)$.*

Proof. Let c_1, c_2 be the two vertices of $G//C$ that result from cutting through C , i.e., $\{c_1, c_2\} = V(G//C) \setminus V(G)$. Suppose that $Str(G//C) = ab$ is attained by a pair of one-leaping cycles A, B in $G//C$, with $a = \|A\|$ and $b = \|B\|$. Our goal is to show that $Str(G) \leq 4ab$. Using Lemma 2.5 and the fact that both A, B are nonseparating, we get

$$a, b \geq ewn(G//C) \geq \frac{1}{2}ewn(G) = \frac{1}{2}\|C\|. \quad (1)$$

Suppose first that both $c_1, c_2 \in V(A \cup B)$. Then there exists a path $P \subseteq A \cup B$ connecting c_1 to c_2 such that $\|P\| \leq \frac{1}{2}(a + b)$. Clearly, its lift \hat{P} is a C -switching ear in G , and so by Lemma 2.8 and (1),

$$\begin{aligned} \text{Str}(G) &\leq \|C\| \cdot (\|\hat{P}\| + \frac{1}{2}\|C\|) \leq \|C\| \cdot \frac{1}{2}(a + b + \|C\|) \\ &\leq \frac{1}{2}(2ba + 2ab + 4ab) = 4ab = 4 \text{Str}(G//C). \end{aligned}$$

Otherwise, up to symmetry, $c_2 \notin V(A \cup B)$ but possibly $c_1 \in V(A \cup B)$. The lift \hat{A} of A in G is a C -ear in the case $c_1 \in V(A)$, and \hat{A} is a cycle otherwise. The same holds for B . We define \bar{A} to be \hat{A} if \hat{A} is a cycle, and otherwise $\bar{A} = \hat{A} \cup C_A$ where $C_A \subseteq C$ is a shortest subpath with the same ends in C as \hat{A} . We define \bar{B} and possibly C_B analogously. We prove by a simple case-analysis that \bar{A}, \bar{B} form a one-leaping pair in G : consider P a connected component of $A \cap B$ (as in Definition 2.6). The goal is to show that P is a leap of A, B if and only if a component of $\bar{A} \cap \bar{B}$ corresponding to P in G is a leap of \bar{A}, \bar{B} . If $c_1 \notin V(P)$, then a small neighborhood of P in the embedding $G//C$ is the same as in G , and so P is a leap of A, B iff \hat{P} is a leap of \bar{A}, \bar{B} . If c_1 is an internal vertex of the path P , then $C_A = C_B$ and again P is a leap of A, B iff $\hat{P} \cup C_A$ is a leap of \bar{A}, \bar{B} . Suppose that c_1 is an end of P . It might happen that $C_A \cap C_B = \emptyset$ if P is a single vertex which is *not* a leap of A, B . Otherwise, $\bar{P} := (C_A \cap C_B) \cup \hat{P}$ is a component of $\bar{A} \cap \bar{B}$. Comparing a small neighborhood of \bar{P} in G to a small neighborhood of P which results by contracting $C_A \cap C_B$, we again see that P is a leap of A, B iff \bar{P} is a leap of \bar{A}, \bar{B} .

Since \bar{A}, \bar{B} form a one-leaping pair in G , we conclude with help of (1),

$$\begin{aligned} \text{Str}(G) &\leq \|\bar{A}\| \cdot \|\bar{B}\| \leq (a + \frac{1}{2}\|C\|) \cdot (b + \frac{1}{2}\|C\|) \\ &\leq (a + a) \cdot (b + b) = 4ab = 4 \text{Str}(G//C). \end{aligned} \quad \square$$

3 Breakdown of the proof of Theorem 1.4

In this section we shall state the results leading to the proof of Theorem 1.4, which is given in Section 3.4. The proofs of (most of) these statements are long and technical, and so they are deferred to the later sections of the paper.

We start by telling the overall (and so far only rough) “big picture” of our arguments. Here we use the following notation. For functions f, g we write $f(x) \preceq_c g(x)$ if, for all given x , it holds $f(x) \leq K_c \cdot g(x)$ where K_c is a constant depending on c . Then, for any integers g, Δ and every graph G of maximum degree Δ and with a sufficiently dense embedding in Σ_g , we show the following chain of estimates

$$\text{Str}(G^*) \preceq_{g, \Delta} \text{Tex}(G) \preceq_1 \text{cr}(G) \preceq_g \text{Pcost}(G^*) \preceq_g \text{Str}(G_1^*) \quad (2)$$

where $\text{Pcost}(G^*)$ is the *cost* of some planarizing sequence of G^* —as defined further in Definition 3.5, and G_1 is a suitable subgraph of G which again has a sufficiently dense embedding in some surface (an embedding derived from G , but not necessarily in Σ_g).

Since the chain (2) can be “closed” by implied $\text{Str}(G_1^*) \preceq_{g, \Delta} \text{Tex}(G_1) \leq \text{Tex}(G)$, these estimates will immediately lead to a full proof Theorem 1.4(a) in Theorem 3.9. Moreover, since $\text{Pcost}(G^*)$ can be efficiently computed, this also provides an approximation algorithm for the other quantities in Theorem 3.11.

Note also the role of the subgraph G_1 in (2): for instance, a graph G embedded in the double torus could have a large toroidal grid living on one of the handles, and yet small dual stretch due to a very small dual edge width on the other handle. This shows that taking a suitable subembedding G_1 (the one which exhibits a large value of stretch in the dual) instead of G itself at the end of the chain (2) is necessary for the claim to hold.

In the rest of the paper we prove the claimed estimates from (2) in order.

Since we will frequently deal with dual graphs in our arguments, we introduce several conventions in order to help comprehension. When we add an adjective *dual* to a graph term, we mean this term in the topological dual of the (currently considered) graph. We will denote the faces of an embedded graph G using lowercase letters, treating them as vertices of its dual G^* . As we already mentioned in Section 2.1, we use lowercase Greek letters to refer to subgraphs (cycles or paths) of G^* , and when there is no danger of confusion, we do not formally distinguish between a graph and its embedding. In particular, if $\alpha \subseteq G^*$ is a dual cycle, then α also refers to the loop on the surface determined by the embedding G^* . Finally, we will denote by $ewn^*(G) := ewn(G^*)$ the nonseparating edge-width of the dual G^* of G , and by $Str^*(G) := Str(G^*)$ the dual stretch of G .

3.1 Estimating the toroidal expanse

Recall that we have already seen the relation $Tex(G) \preceq_1 cr(G)$ in Corollary 2.2. In this section we finish the left-hand side of (2), namely the estimate “ $Str(G^*) \preceq_{g,\Delta} Tex(G) \preceq_1 cr(G)$ ”.

We first give some basic lower bound estimates for the toroidal expanse of graphs in the torus. These estimates ultimately rely on the following basic result, which appears to be of independent interest. Loosely speaking, it states that if a graph has two collections of cycles that mimic the topological properties of the cycles that build up a $p \times q$ -toroidal grid, then the graph does contain such a grid as a minor. We say that a pair (C, D) of curves in the torus is a *basis* (for the fundamental group) if there are no integers m, n such that C^m is homotopic to D^n .

Theorem 3.1. *Let G be a graph embedded in the torus. Suppose that G contains a collection $\{C_1, \dots, C_p\}$ of $p \geq 3$ pairwise disjoint, pairwise homotopic cycles, and a collection $\{D_1, \dots, D_q\}$ of $q \geq 3$ pairwise disjoint, pairwise homotopic cycles. Further suppose that the pair (C_1, D_1) is a basis. Then G contains a $p \times q$ -toroidal grid as a minor.*

We prove this statement in Section 4.

In the torus, $ewn(G) = ew(G)$ and so by Lemma 2.3 we have $fw(G) \geq \frac{ewn^*(G)}{\lfloor \Delta(G)/2 \rfloor}$. Hence, for instance, one can formulate Theorem 1.2 in terms of nonseparating dual edge-width. Along these lines we shall derive the following as a consequence of Theorem 3.1; its proof is also in Section 4:

Theorem 3.2. *Let G be a graph embedded in the torus and assume $k := ewn^*(G) \geq 5 \lfloor \Delta(G)/2 \rfloor$. If there exists a dual cycle $\alpha \subseteq G^*$ of length k such that a shortest α -switching dual ear has length ℓ (recall from Lemma 2.4 that $\ell \geq k/2$), then G contains as a minor the toroidal grid of size*

$$\left\lceil \frac{\ell}{\lfloor \Delta(G)/2 \rfloor} \right\rceil \times \left\lfloor \frac{2}{3} \left\lceil \frac{k}{\lfloor \Delta(G)/2 \rfloor} \right\rceil \right\rfloor.$$

Hence the toroidal expanse of G is at least $\left\lceil \frac{\ell}{\lfloor \Delta(G)/2 \rfloor} \right\rceil \cdot \left\lfloor \frac{2}{3} \left\lceil \frac{k}{\lfloor \Delta(G)/2 \rfloor} \right\rceil \right\rfloor$. On the other hand, by Lemma 2.3 and Theorem 1.2 it follows that the toroidal expanse of G is at least $\left\lfloor \frac{2}{3} \left\lceil \frac{k}{\lfloor \Delta(G)/2 \rfloor} \right\rceil \right\rfloor^2$. Therefore our estimate becomes useful roughly whenever $\ell > \frac{2}{3}k$. Now by Lemma 2.8 (applied to G^*), we have $Str^*(G) \leq k \cdot (\ell + k/2)$, and so $\ell > \frac{2}{3}k$ whenever $Str^*(G) > \frac{7}{6}k^2$.

Moreover, Theorem 3.2 can be reformulated in terms of $Str^*(G)$ (instead of “ $\ell \cdot k$ ”). This reformulation is important for the general estimate on the toroidal expanse of G :

Corollary 3.3. *Let G be a graph embedded in the torus with $ewn^*(G) \geq 5\lfloor \Delta(G)/2 \rfloor$. Then*

$$Tex(G) \geq \frac{2}{7} \lfloor \Delta(G)/2 \rfloor^{-2} \cdot Str^*(G) \geq \frac{8}{7} \Delta(G)^{-2} \cdot Str^*(G).$$

Furthermore, for any $\varepsilon > 0$ there is a $k_0 := k_0(\Delta, \varepsilon)$ such that if $ewn^*(G) > k_0$, then $Tex(G) \geq (\frac{8}{21} - \varepsilon) \cdot \lfloor \Delta(G)/2 \rfloor^{-2} \cdot Str^*(G)$.

For the proof of this statement, we again refer to Section 4.

Stepping up to orientable surfaces of genus $g > 1$, we can now easily derive the general estimate “ $Str(G^*) \preceq_{g,\Delta} Tex(G)$ ” of (2) from the previous results:

Corollary 3.4. *Let G be a graph embedded in the surface Σ_g , such that $ewn^*(G) \geq 5 \cdot 2^{g-1} \lfloor \Delta(G)/2 \rfloor$. Then*

$$Tex(G) \geq \frac{1}{7} 2^{3-2g} \lfloor \Delta(G)/2 \rfloor^{-2} \cdot Str^*(G). \quad (3)$$

Proof. We proceed by a simple induction on $g \geq 1$. The base case of $g = 1$ is done in Corollary 3.3. Assume now some $g > 1$. Let α be any nonseparating dual cycle in G^* of length $ewn^*(G)$, and let $G' := G // \alpha$ embedded in Σ_{g-1} . Since $ewn^*(G') \geq \frac{1}{2}ewn^*(G) \geq 5 \cdot 2^{g-2} \lfloor \Delta(G)/2 \rfloor$ by Lemma 2.5, from the induction assumption we get

$$Tex(G') \geq \frac{1}{7} 2^{3-2(g-1)} \lfloor \Delta(G)/2 \rfloor^{-2} \cdot Str^*(G') = \left(\frac{1}{7} 2^{3-2g} \lfloor \Delta(G)/2 \rfloor^{-2} \right) \cdot 4 Str^*(G').$$

To finish it remains to observe that $Tex(G) \geq Tex(G')$ since $G' \subseteq G$, and that $Str^*(G) \leq 4 Str^*(G')$ by Lemma 2.11. \square

3.2 Algorithmic upper estimate for higher surfaces

It remains to tackle the right-hand side of the chain (2), that is, to argue that “ $cr(G) \preceq_g Pcost(G^*) \preceq_g Str(G_1^*)$ ” in any fixed genus $g \geq 1$. We start with explaining the term $Pcost(G^*)$, which refers to planarizing an embedded graph, and its historical relations.

Peter Brass conjectured the existence of a constant c such that the crossing number of a toroidal graph on n vertices is at most $c\Delta n$. This conjecture was proved by Pach and Tóth [31]. Moreover, Pach and Tóth showed that for every orientable surface Σ there is a constant c_Σ such that the crossing number of an n -vertex graph embeddable on Σ is at most $c_\Sigma \Delta n$; this result was extended to any surface by Böröczky, Pach, and Tóth [3]. The constant c_Σ proved in these papers is exponential in the genus of Σ . This was later refined by Djidjev and Vrt’o [12], who decreased the bound to $\mathcal{O}(g\Delta n)$, and proved that this is tight within a constant factor.

At the heart of these results lies the technique of (perhaps recursively) cutting along a suitable *planarizing* subgraph (most naturally, a set of short cycles), and then redrawing the missing edges without introducing too many crossings. Our techniques and aims are of a similar spirit, although our cutting process is more delicate, due to our need to (eventually) find a matching lower bound for the number of crossings in the resulting drawing. Our cutting paradigm is formalized in the following definition.

Definition 3.5 (Good planarizing sequence). *Let G be a graph embedded in the surface Σ_g . A sequence $(G_1, C_1), (G_2, C_2), \dots, (G_g, C_g)$ is called a good planarizing sequence for G if the following holds for $i = 1, \dots, g$, letting $G_0 = G$:*

- G_i is a graph embedded in Σ_{g-i} ,
- C_i is a nonseparating cycle in G_{i-1} of length $\text{ewn}(G_{i-1})$, and
- G_i results by cutting the embedding G_{i-1} through C_i .

We associate G and its planarizing sequence with the values $\{k_i, \ell_i\}_{i=1, \dots, g}$, where $k_i = \|C_i\|$ and ℓ_i is the length of a shortest C_i -switching ear in G_{i-1} , for $i = 1, \dots, g$. Then we may shortly denote by $\text{Pcost}(G) := \max\{k_i \cdot \ell_i\}_{i=1, 2, \dots, g}$, implicitly referring to the considered planarizing sequence.

Good planarizing sequences in the dual graph can be used to provide the estimate “ $\text{cr}(G) \preceq_g \text{Pcost}(G^*)$ ” of (2), as stated precisely in the following theorem. In regard to algorithmic aspects and runtime complexity, we emphasise that we expect the embedded input graph G to be represented by its rotation scheme, and the output drawing to be represented by a planar graph obtained by replacing each crossing with a new (specially marked) subdividing vertex.

Theorem 3.6. *Let G be a graph embedded in Σ_g . Let $(G_1^*, \gamma_1), \dots, (G_g^*, \gamma_g)$ be any good planarizing sequence for the topological dual G^* with associated lengths $\{k_i, \ell_i\}_{i=1, \dots, g}$ (Definition 3.5). Then*

$$\text{cr}(G) \leq 3 \cdot (2^{g+1} - 2 - g) \cdot \text{Pcost}(G^*) = 3 \cdot (2^{g+1} - 2 - g) \cdot \max\{k_i \cdot \ell_i\}_{i=1, 2, \dots, g}. \quad (4)$$

Furthermore, there is an algorithm that, for some good planarizing sequence $(G_1^*, \gamma_1), \dots, (G_g^*, \gamma_g)$ of G^* , produces a drawing of G in the plane with at most the number of crossings claimed in (4), and such that the subgraph $G - E(\gamma_1) \cup \dots \cup E(\gamma_g)$ (i.e., G without the edges severed by this planarizing sequence) is drawn planarly within it. This algorithm runs in time $\mathcal{O}(n(\log \log n + \Delta^3))$ for fixed g , with $n = |V(G)|$ and $\Delta = \Delta(G)$.

We remark that the dependence of the algorithm’s runtime on Δ (which is anyway assumed bounded in our main theorems) is necessary in Theorem 3.6 due to the input size of G and, more importantly, due to the potential size of the output drawing. Besides that, the only reason to have superlinear time complexity $\mathcal{O}(n \log \log n)$ with fixed Δ is a subroutine for computing a shortest nonseparating cycle in graphs embedded in an orientable surface. Strictly saying, our algorithm is also FPT with respect to the genus g as a parameter, but it can be run in overall polynomial time as well (if the embedding of G is given). The proof of this theorem is given in Section 5.

3.3 Bridging the approximation gap

Let us briefly revise where we stand now with respect to the big picture given in (2). We have already proved all the inequalities of it except the last one “ $\text{Pcost}(G^*) \preceq_g \text{Str}(G_1^*)$ ”. It may appear that our next task is to bridge the gap by simply proving that $\text{Str}^*(G) = \Omega(\text{Pcost}(G^*))$. Unfortunately, no such statement is true in general. We need to find a way around this difficulty, namely, by restricting to a suitable subgraph of G . The following key technical claim gets us closely to the desired estimate.

Lemma 3.7. *Let H be a graph embedded in the surface Σ_g . Let $k := \text{ewn}^*(H)$ and assume $k \geq 2^g$. Let ℓ be the largest integer such that there is a cycle γ of length k in H^* whose shortest γ -switching ear has length ℓ . Then there exists an integer g' , $0 < g' \leq g$, and a subgraph H' of H embedded in $\Sigma_{g'}$ such that*

$$\text{ewn}^*(H') \geq 2^{g'-g}k \quad \text{and} \quad \text{Str}^*(H') \geq 2^{2g'-2g} \cdot k\ell.$$

In a nutshell, the main idea behind the proof of this statement is to cut along handles that (may) cause small stretch, until we arrive to the desired toroidal $\Omega(k \times \ell)$ grid. In particular, the claimed embedding of H' is inherited from that of H .

The arguments required to prove Lemma 3.7 span three sections. In Section 6 we establish several simple results on the stretch of an embedded graph. As we believe this new parameter may be of independent interest, it makes sense to gather these results in a standalone section for possible further reference. The whole proof of Lemma 3.7 is then presented in Sections 7 and 8.

Using Lemma 3.7 as the last missing ingredient, we may now informally wrap up the whole chain of estimates (2) as follows

$$P\text{cost}(G^*) \preceq_g \text{Str}^*(H') \preceq_{g,\Delta} \text{Tex}(H') \leq \text{Tex}(G),$$

where a subgraph $H' \subseteq G$ is found with help of Lemma 3.7, and H' now stands for G_1 from (2). We remark that H' indeed has a sufficiently dense embedding for the middle inequality to hold. Formally, we are now proving:

Lemma 3.8. *Let G be a graph embedded in Σ_g . Let $(G_i^*, \gamma_i)_{i=1,\dots,g}$ be a good planarizing sequence of G^* , with associated lengths $\{k_i, \ell_i\}_{i=1,\dots,g}$. Suppose that $\text{ewn}^*(G) \geq 5 \cdot 2^{g-1} \lfloor \Delta(G)/2 \rfloor$. There exists g' , $0 < g' \leq g$, and a subgraph H' of G embedded in $\Sigma_{g'}$ such that $\text{ewn}^*(H') \geq 5 \cdot 2^{g'-1} \lfloor \Delta(G)/2 \rfloor$ and*

$$\text{Tex}(G) \geq \frac{1}{7} 2^{3-2g'} \lfloor \Delta(G)/2 \rfloor^{-2} \cdot \text{Str}^*(H') \geq \frac{1}{7} 2^{3-2g} \lfloor \Delta(G)/2 \rfloor^{-2} \cdot \max\{k_i \cdot \ell_i\}_{i=1,2,\dots,g}.$$

Consequently,

$$\text{cr}(G) \geq \frac{1}{21} 2^{1-2g} \lfloor \Delta(G)/2 \rfloor^{-2} \cdot \max\{k_i \cdot \ell_i\}_{i=1,2,\dots,g}.$$

Proof. Let j be the smallest integer such that $k_j \ell_j = \max\{k_i \ell_i\}_{i=1,2,\dots,g}$, and let $H := G_{j-1}$ (in case $j = 1$, recall that we set $G_0 := G$). Thus H is a spanning subgraph of G (recall that we deal with a dual planarizing sequence), and H is embedded in a surface of genus $g_1 = g - j + 1$. An iterative application of Lemma 2.5 yields that $\text{ewn}^*(H)/\lfloor \Delta(G)/2 \rfloor \geq 5 \cdot 2^{g-1} \cdot 2^{g_1-g} = 5 \cdot 2^{g_1-1}$.

We now apply Lemma 3.7 to H . Thus the resulting graph H' of genus $g' \geq 1$ satisfies $\text{ewn}^*(H')/\lfloor \Delta(H')/2 \rfloor \geq \text{ewn}^*(H)/\lfloor \Delta(G)/2 \rfloor \geq 5 \cdot 2^{g'-1}$ and $\text{Str}^*(H') \geq 2^{2g'-2g_1} \cdot k_j \ell_j \geq 2^{2g'-2g} \cdot k_j \ell_j$. Since $H' \subseteq H \subseteq G$, we also have $\text{Tex}(G) \geq \text{Tex}(H')$. Using Corollary 3.4 we finally get

$$\begin{aligned} \text{Tex}(G) \geq \text{Tex}(H') &\geq \frac{1}{7} 2^{3-2g'} \lfloor \Delta(H')/2 \rfloor^{-2} \cdot \text{Str}^*(H') \geq \frac{1}{7} 2^{3-2g'} \lfloor \Delta(G)/2 \rfloor^{-2} \cdot \text{Str}^*(H') \\ &\geq \frac{1}{7} 2^{3-2g'} \lfloor \Delta(G)/2 \rfloor^{-2} \cdot 2^{2g'-2g} k_j \ell_j = \frac{1}{7} 2^{3-2g} \lfloor \Delta(G)/2 \rfloor^{-2} \cdot k_j \ell_j. \end{aligned}$$

The subsequent estimate on $\text{cr}(G)$ then results from Corollary 2.2. □

3.4 Proof of the main theorem

Having deferred the long and technical proofs of the previous subsections for the later sections of the paper, all the ingredients are now in place to prove Theorem 1.4(a). In the coming formulation, recall that $\text{ewn}^*(G) \geq \text{fw}(G)$ by Lemma 2.3.

Theorem 3.9 (Theorem 1.4(a) with $r_0 = 5 \cdot 2^{g-1} \lfloor \Delta/2 \rfloor$). *Let $g > 0$ and Δ be integer constants. There exist a universal constant $c_1 > 0$, and a constant $c_0 > 0$ depending only on g and Δ , such that the following holds for any graph G of maximum degree Δ embedded in Σ_g with nonseparating dual edge-width at least $5 \cdot 2^{g-1} \lfloor \Delta/2 \rfloor$:*

$$c_0 \cdot \text{cr}(G) \leq \text{Tex}(G) \leq c_1 \cdot \text{cr}(G) \tag{5}$$

Proof. The right hand side inequality in (5) follows at once from Corollary 2.2 (with $c_1 = 12$). The left hand side follows by combining Theorem 3.6 and Lemma 3.8; $cr(G) \leq 3(2^{g+1} - 2 - g) \cdot \max\{k_i \ell_i\}_{i=1,2,\dots,g} \leq 3(2^{g+1} - 2 - g) \cdot 7 \lfloor \Delta/2 \rfloor^2 \cdot 2^{2g-3} \cdot \text{Tex}(G)$, which determines c_0 . \square

It could also be interesting to similarly compare $cr(G)$ and $\text{Tex}(G)$ to the dual stretch (of G). Unfortunately, as discussed at the beginning of this section, there cannot be any such two-way inequality as (5) with $\text{Str}^*(G)$. Although, following Lemma 3.8, we can give a weaker relation.

Theorem 3.10. *Let $g > 0$ and Δ be integer constants. There are constant $c'_0, c'_1 > 0$ and $c''_0, c''_1 > 0$, depending on g and Δ , such that the following holds for any graph G of maximum degree Δ embedded in Σ_g with nonseparating dual edge-width at least $5 \cdot 2^{g-1} \lfloor \Delta/2 \rfloor$: There exists $g', 0 < g' \leq g$, and a subgraph H' of G embedded in $\Sigma_{g'}$ such that $\text{ewn}^*(H') \geq 5 \cdot 2^{g'-1} \lfloor \Delta/2 \rfloor$ and*

$$c'_0 \cdot cr(G) \leq \text{Str}^*(H') \leq c'_1 \cdot cr(G). \quad (6)$$

Consequently,

$$c''_0 \cdot \text{Tex}(G) \leq \text{Str}^*(H') \leq c''_1 \cdot \text{Tex}(G). \quad (7)$$

We note in passing that the embedding of the graph H' in this theorem is, in fact, the embedding inherited from the rotation scheme of G (cf. Section 7).

Proof. Let $H' \subseteq G$ be the graph claimed by Lemma 3.8. The right hand side inequality in (6) is implied by $\text{Tex}(G) \geq \frac{1}{7} 2^{3-2g'} \lfloor \Delta(G)/2 \rfloor^{-2} \cdot \text{Str}^*(H')$ of Lemma 3.8 combined with (5). Likewise, the left hand side of (6) follows from Theorem 3.6 and again Lemma 3.8. (7) then follows at once from (6) and (5). \square

As for the algorithmic part of Theorem 1.4, we can now provide only a weaker conclusion requiring a dense embedding. Since removing this restriction requires tools very different from the core of this paper, we leave the full proof of Theorem 1.4(b) till Section 9. Again, as in Theorem 3.6, we represent the output drawing by a planar graph obtained by replacing each crossing with a new (specially marked) vertex.

Theorem 3.11 (Weaker version of Theorem 1.4(b)). *Let $g > 0$ and Δ be integer constants. Assume G is a graph of maximum degree Δ embeddable in the surface Σ_g with $\text{ewn}^*(G) \geq 5 \cdot 2^{g-1} \lfloor \Delta/2 \rfloor$. There is an algorithm that, in time $\mathcal{O}(n \log \log n)$ where $n = |V(G)|$, outputs a drawing of G in the plane with at most $c'_2 \cdot cr(G)$ crossings, where $c'_2 > 0$ depends only on g and Δ .*

Proof. First, although our algorithm in Theorem 3.6 takes an embedded graph as its input, we might as well take a non-embedded graph as input without any loss of efficiency; indeed, Mohar [28] showed that, for any fixed genus g , there is a linear time algorithm that takes as input any graph G embeddable in Σ_g and outputs an embedding of G in Σ_g .

Therefore, by Theorem 3.6 we get a drawing of G with the number of crossings as in (4). Using Lemma 3.8 we can then estimate $3(2^{g+1} - 2 - g) \cdot \max\{k_i \ell_i\}_{i=1,2,\dots,g} \leq 3(2^{g+1} - 2 - g) \cdot 21 \lfloor \Delta/2 \rfloor^2 \cdot 2^{2g-1} \cdot cr(G) = c'_2 \cdot cr(G)$. \square

4 Finding grids in the torus

In this section we prove Theorems 3.1, 3.2, and Corollary 3.3.

Proof of Theorem 3.1. Let α, β be oriented simple closed curves such that (α, β) is a basis and α, β intersect (cross) each other exactly once; see Figure 4. Using a standard surface homeomorphism argument (cf. [36, Section 6.3.2]), we may assume without loss of generality that each C_i has the same homotopy type as α (we assign an orientation to the cycles C_i to ensure this). Thus it follows that the cycles D_j may be oriented in such a way that there exist integers $r \geq 0, s \geq 1$ such that the homotopy type of each D_j is $\alpha^r \beta^s$.

We assume without loss of generality that $p \geq q \geq 3$. We let $C_+ := C_1 \cup C_2 \cup \dots \cup C_p$ and $D_+ := D_1 \cup D_2 \cup \dots \cup D_q$. We shall assume that among all possible choices of the collections $\{C_1, \dots, C_p\}$ and $\{D_1, \dots, D_q\}$ that satisfy the conditions in the theorem (for the given values of p and q), our collections $\mathcal{C} := \{C_1, \dots, C_p\}$ and $\{D_1, \dots, D_q\}$ minimize $|E(C_+) \setminus E(D_+)|$.

The indices of the C_i -cycles (respectively, the D_j -cycles) are read modulo p (respectively, modulo q). We may assume that the cycles C_1, C_2, \dots, C_p appear in this cyclic order around the torus; that is, for each $i = 1, 2, \dots, p$, one of the cylinders bounded by C_i and C_{i+1} does not intersect any other curve in \mathcal{C} . We say that C_i is to the *left* of C_{i+1} , and C_{i+1} is to the *right* of C_i . Moreover, we may choose orientations such that β intersects C_1, C_2, \dots, C_p in this cyclic order.

At first glance it may appear that it is easy to get the desired grid as a minor of $C_+ \cup D_+$, since every D_j has to intersect each C_i in some vertex of G (this follows since each pair (C_i, D_j) is a basis). There are, however, two possible complications. First, two cycles C_i, D_j could have many “zigzag” intersections, with D_j intersecting C_i , then C_{i+1} , then C_i again, etc. See, for example, the fragment depicted in Figure 5 (left). Second, D_j may “wind” many times in the direction orthogonal to C_i . These are the main problems to overcome in the upcoming proof.

We start by showing that, even though we may intersect some C_i several times when traversing some D_j , it follows from the choice of \mathcal{C} that, after D_j intersects C_i , it must hit either C_{i-1} or C_{i+1} before coming back to C_i .

Claim 4.1. *No C_+ -ear contained in D_+ has both ends on the same cycle C_i .*

Proof. Suppose that there is a C_+ -ear $P \subset D_+$ with both ends on the same C_i . Modify C_i by following P in the appropriate section, and let C'_i denote the resulting cycle. The families $\{C_1, \dots, C_{i-1}, C'_i, C_{i+1}, \dots, C_p\}$ and $\{D_1, \dots, D_q\}$ satisfy the conditions in the theorem. The fact that $|E(C_1 \cup \dots \cup C_{i-1} \cup C'_i \cup C_{i+1} \cup \dots \cup C_p) \setminus E(D_+)| < |E(C_+ \setminus D_+)|$ contradicts the choice of $\{C_1, \dots, C_p\}$. ■

To proceed with our proof, we need to relax the requirement that D_1, \dots, D_q are cycles. A *quasicycle* is a closed walk D' in a graph such that every two consecutive edges of D' are distinct. As with cycles, we assign each quasicycle an implicit orientation. For $j \in \{1, 2, \dots, q\}$, let D'_j be a quasicycle in G homotopic to D_j , with the same orientation. The *rank* s_j of D'_j is the number of connected components of $C_+ \cap D'_j$. By traversing D'_j once and registering each time it intersects a curve in \mathcal{C} , starting with (some intersection with) C_1 , we obtain an

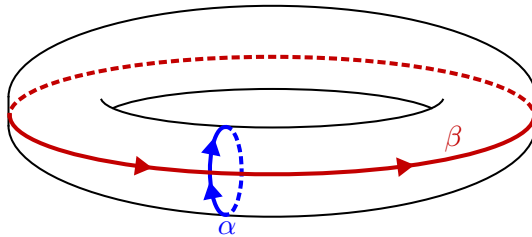


Figure 4: A basis (α, β) of the torus.

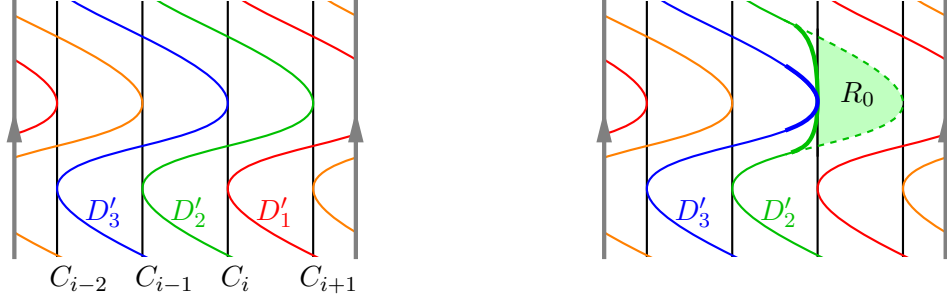


Figure 5: (left) A zig-zag arrangement of four quasicycles D'_1, D'_2, D'_3, D'_4 (horizontal, colored) and four disjoint cycles $C_{i-2}, C_{i-1}, C_i, C_{i+1}$ (vertical, black). (right) The result of a local move on D'_2 which makes a quasigood intersection with D'_3 , as used in the proof of Claim 4.2.

intersection sequence $a_j(i)$, $i = 1, \dots, s_j$, of length s_j where each $a_j(i)$ is from $\{1, \dots, p\}$. To simplify our notation, we introduce the following convention: the index i in the sequence a_j is read modulo s_j – meaning that $a_j(i + s_j) = a_j(i)$, and the value of $a_j(i)$ is read modulo p “plus 1”, i.e., if $a_j(i) = p$ then $a_j(i) + 1 = 1$.

Since we chose the starting point of the traversal of D'_j so that the first curve of \mathcal{C} it intersects is C_1 , it follows that $a_j(1) = 1$. We denote by $Q_{j,t}$, $t = 1, 2, \dots, s_j$, the path of D'_j (possibly a single vertex) forming the corresponding intersection with the cycle $C_{a_j(t)}$, and by $T_{j,t}$ the path of D'_j between $Q_{j,t}$ and $Q_{j,t+1}$. We say that D'_j is C_+ -ear good if no C_+ -ear contained in D'_j has both ends on the same C_i (cf. Claim 4.1). Hence if D'_j is C_+ -ear good then $a_j(t + 1) \neq a_j(t)$ and thus $a_j(t + 1) = a_j(t) \pm 1$ for $t = 1, 2, \dots, s_j$.

We also need to slightly relax the property that D'_i is disjoint from D'_j if $i \neq j$. (This is, for example, useful in zig-zag situations like the one depicted in Figure 5 (left), in which no “local improvement” is possible without introducing another intersection between some quasicycles.) We define the following restriction. A collection of C_+ -ear good quasicycles $\{D'_1, D'_2, \dots, D'_q\}$ in G is called *quasigood* if it moreover satisfies the following for any $m, n \in \{1, 2, \dots, q\}$: whenever D'_n intersects D'_m in a connected component P , this component P is a path (in the case $m = n$, which is possible due to D'_n being a quasicycle, the path P is repeated within the walk D'_n) and the following two conditions hold, possibly exchanging n with m in both of them:

- (Q1) there exists x , an index of the intersection sequence of D'_n , such that $a_n(x-1) = a_n(x+1) = a_n(x) - 1$ and $P \subseteq Q_{n,x}$ (in particular, P belongs to $C_{a_n(x)}$);
- (Q2) the subembedding of $S := T_{n,x-1} \cup Q_{n,x} \cup T_{n,x}$, which is a subpath of D'_n , stays locally on one side of the embedding of D'_m (by (Q1), S is to the left with respect to $C_{a_n(x)}$).

Informally, this means that if D'_n intersects D'_m in P , then D'_n makes a $C_{a_n(x-1)}$ -ear S “touching” D'_m in $P \subseteq D'_m \cap C_{a_n(x)}$, and S is to the left of $C_{a_n(x)}$. Such a situation can be seen with the thick solid fragments of D'_2 and D'_3 in Figure 5 (right).

Since the cycles in $\{D_1, D_2, \dots, D_q\}$ are pairwise disjoint and D_j is clearly a C_+ -ear good quasicycle for each $j = 1, 2, \dots, q$, it follows that $\{D_1, \dots, D_q\}$ is a quasigood collection. Now among all choices of a quasigood collection $\mathcal{D} := \{D'_1, D'_2, \dots, D'_q\}$ in G , we select \mathcal{D} minimizing the sum of the ranks of its quasicycles. For each D'_j , as above, we let s_j denote its rank.

Claim 4.2. *For all $1 \leq j \leq q$ the intersection sequence of D'_j satisfies $a_j(t-1) \neq a_j(t+1)$ for any $1 \leq t \leq s_j$. Consequently, \mathcal{D} is a collection of pairwise disjoint cycles in G .*

Proof. The conclusion that $\mathcal{D} = \{D'_1, D'_2, \dots, D'_q\}$ is a collection of pairwise disjoint cycles

directly follows from the first statement in the claim, since \mathcal{D} is a quasigood collection. We hence focus on the first statement, $a_j(t-1) \neq a_j(t+1)$, in the proof.

The main idea in the proof is quite simple: if $a_j(t-1) = a_j(t+1)$, then we could modify D'_j rerouting it through $C_{a_j(t-1)}$ instead of $T_{j,t-1} \cup Q_{j,t} \cup T_{j,t}$, thus decreasing s_j (and hence the total sum of the ranks) by 2, and consequently contradicting the minimum choice of \mathcal{D} above. This move is illustrated in Figure 5. We now formalize this rough idea.

Recall that, if for some j, t we have $a_j(t-1) = a_j(t+1) = i$ then $a_j(t) = i \pm 1$. If $a_j(t) = i-1$ was true, for some other t' we would necessarily have $a_j(t'-1) = a_j(t'+1)$ and $a_j(t') = a_j(t'-1) + 1$. So, seeking a contradiction, we may assume that $a_j(t) = i+1$. Let Π_i denote the cylinder bounded by C_i and C_{i+1} . Then the path $T := T_{j,t-1} \cup Q_{j,t} \cup T_{j,t}$ is drawn in Π_i with both ends on C_i and “touching” (i.e., not intersecting transversely) C_{i+1} . We denote by $R_0 \subset \Pi_i$ the open region bounded by T and C_i , and by T' the section of the boundary of R_0 not belonging to D'_j (hence $T' \subset C_i$).

Assuming that R_0 is minimal over all choices of j, t for which $a_j(t-1) = a_j(t+1)$, we show that no D'_m , $m \in \{1, \dots, q\}$, intersects R_0 . Indeed, if some D'_m intersected R_0 , then D'_m could not enter R_0 across T by the definition (Q2) of a quasigood collection. Hence D'_m should enter and leave R_0 across T' , but not touch $Q_{j,t} \subseteq C_{i+1}$ by the minimality of R_0 . But then, D'_m would make a C_+ -ear with both ends on C_i , contradicting the assumption that D'_m was C_+ -ear good.

Now we can form D_j^o as the symmetric difference of D'_j with the boundary of R_0 (so that D_j^o follows T'). To argue that $\mathcal{D}^o := \{D'_1, \dots, D'_{j-1}, D_j^o, D'_{j+1}, \dots, D'_q\}$ is a quasigood collection again, it suffices to verify the conditions of a quasigood collection for all possible new intersections of D_j^o along $T' \subset C_i$. Suppose that there is some D'_n such that $Q_{n,x}$ (the local intersection of D'_n with C_i for an appropriate index x) intersects also T' . If $Q_{n,x}$ contains (at least) one of the ends of T' , then $Q_{n,x}$ intersects D'_j . Since D'_n is disjoint from the open region R_0 , assumed validity of (Q1),(Q2) for D'_n, D'_j immediately implies their validity for D'_n, D_j^o . Similarly, if $Q_{n,x}$ is contained in the interior of T' (in which case $Q_{n,x}$ is disjoint from D'_j), then the fact that D'_n is disjoint from the open region R_0 implies that D'_n is locally to the left of C_i . Hence, it is $a_n(x) = i$ and $a_n(x-1) = a_n(x+1) = i-1$ by Claim 4.1, conforming to (Q1). (Q2) now follows trivially.

Finally, since \mathcal{D}^o is quasigood as well, but the sum of the ranks of its elements is strictly smaller than it was for \mathcal{D} (by 2), we get a contradiction to the choice of \mathcal{D} . \blacksquare

Claim 4.3. *There exists a collection of q pairwise disjoint, pairwise homotopic noncontractible cycles in G , each of which has a connected nonempty intersection with each cycle in \mathcal{C} .*

Proof. It follows from Claim 4.2 that the intersection sequence of each D'_j is a t -fold repetition of the subsequence $\langle 1, 2, \dots, p \rangle$, for some nonnegative integer t . If $t = 1$, we are obviously done, so assume $t \geq 2$. Informally, our task is to “shortcut” each D'_j such that it “winds only once” in the direction orthogonal to α . See an illustration in Figure 6.

Note that, for all $i = 1, \dots, p$ and $j = 1, \dots, q$, every C_i -ear contained in D'_j is C_i -switching by Claim 4.2, and so it intersects $C_i, C_{i+1}, \dots, C_{i-1}$ in this order before returning to C_i . Let $T_1 \subset D'_1$ be any C_1 -ear, and let x_1, y_1 be the end points of T_1 . Then let $W_1 \subset C_1$ be (any) one of the two paths contained in C_1 with the end points x_1, y_1 . It is clear that the cycle $D''_1 = T_1 \cup W_1$ is a simple closed curve that has a connected nonempty intersection with each C_i , as required.

Since D''_1 is not homotopic to D'_1 , every D'_j has to intersect D''_1 in W_1 (once). Let x_j denote the vertex of $D'_j \cap W_1$ closest to x_1 . Without loss of generality, assume that the vertices x_1, x_2, \dots, x_q appear on W_1 in this order. Recall that $q \leq p$. For $j = 1, \dots, q$, let $T_j \subseteq D'_j$ be the (unique) C_j -ear coming right after x_j , and let $W_j \subset C_j$ be the path joining the ends

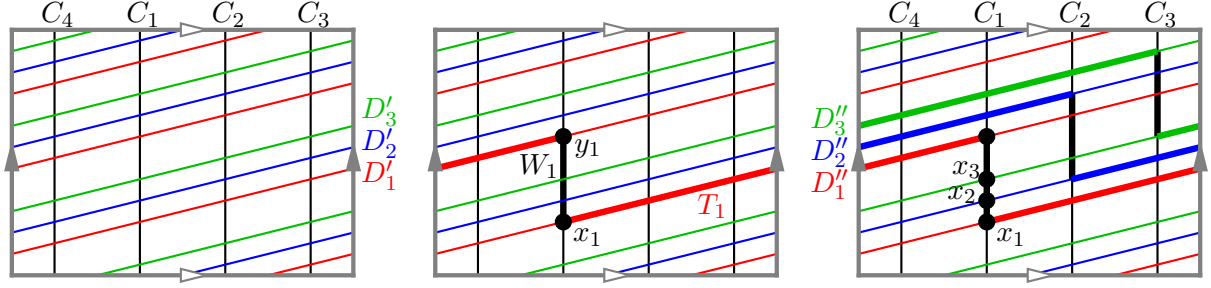


Figure 6: Proof visualization for Claim 4.3. (left) An initial situation with cycles $\{D'_1, D'_2, D'_3\}$ crossing \mathcal{C} multiple times. (middle) Finding the new cycle $D''_1 := T_1 \cup W_1$ (bold lines), crossing each of \mathcal{C} only once. (right) The final pairwise homotopic collection $\{D''_1, D''_2, D''_3\}$ (bold lines), each crossing each of \mathcal{C} only once

of T_j that is disjoint from T_1 . Since T_j is disjoint from W_1 , the cycle $D''_j = T_j \cup W_j$ is indeed disjoint from D''_1 and homotopic to D'_j . Similarly, D''_j is disjoint from D''_k for $k \neq j$, and D''_j has a connected nonempty intersection with each C_i , as required. ■

To conclude the proof of Theorem 3.1, we use the collection $\{D''_1, D''_2, \dots, D''_q\}$ guaranteed by Claim 4.3. For each $i = 1, 2, \dots, p$ and $j = 1, 2, \dots, q$, we contract the path $C_i \cap D''_j$ to a single vertex (unless it already is a single vertex). Since the curves $D''_1, D''_2, \dots, D''_q$ are pairwise disjoint and pairwise homotopic, it directly follows that the resulting graph is isomorphic to a subdivision of the $p \times q$ -toroidal grid. □

Proof of Theorem 3.2. First we show the following.

Claim 4.4. G has a set of at least $\frac{\ell}{\lfloor \Delta/2 \rfloor}$ pairwise disjoint cycles, all homotopic to α .

Proof. Let F be the set of those edges of G intersected by α . Let α_1, α_2 be loops very close to and homotopic to α , one to each side of α , so that the cylinder bounded by α_1 and α_2 that contains α intersects G only in the edges of F . Now we cut the torus by removing the (open) cylinder bounded by α_1 and α_2 , thus leaving an embedded graph $H := G - F$ on a cylinder Π with boundary curves (“rims”) α_1 and α_2 . Let δ be a curve on Π connecting a point of α_1 to a point of α_2 , such that δ has the fewest possible points in common with the embedding H . We note that we may clearly assume that the p points in which δ intersects H are vertices.

We claim that $p \geq \frac{\ell}{\lfloor \Delta/2 \rfloor}$. Indeed, if $p < \frac{\ell}{\lfloor \Delta/2 \rfloor}$, then the union of all faces incident with the p vertices intersected by δ would contain a dual path β of length at most $p \cdot \lfloor \Delta/2 \rfloor < \frac{\ell}{\lfloor \Delta/2 \rfloor} \cdot \lfloor \Delta/2 \rfloor = \ell$. Such β would be an α -switching dual ear in G^* of length less than ℓ , a contradiction.

We now cut open the cylinder Π along δ , duplicating each vertex intersected by δ . As a result we obtain a graph H' embedded in the rectangle with sides $\alpha_1, \delta_1, \alpha_2, \delta_2$ in this cyclic order, so that δ_1 (respectively, δ_2) contains p vertices $w_i^1, i = 1, 2, \dots, p$ (respectively, $w_i^2, i = 1, 2, \dots, p$).

We note that there is no vertex cut of size at most $p - 1$ in H' separating $\{w_1^1, \dots, w_p^1\}$ from $\{w_1^2, \dots, w_p^2\}$, as such a vertex cut would imply the existence of a curve ε from α_1 to α_2 on Π intersecting H in fewer than p points, contradicting our choice of δ . Thus applying Menger’s Theorem we obtain p pairwise disjoint paths from $\{w_1^1, \dots, w_p^1\}$ to $\{w_1^2, \dots, w_p^2\}$ in H' . Moreover, it follows by planarity of H' that each of these paths connects w_i^1 to the corresponding w_i^2 for $i = 1, \dots, p$. By identifying back w_i^1 and w_i^2 for $i = 1, \dots, p$, we get a collection of p pairwise disjoint cycles in H , each of them homotopic to α . ■

We have thus proved the existence of a collection \mathcal{C} of $\ell/\lfloor \Delta(G)/2 \rfloor$ pairwise disjoint, pairwise homotopic noncontractible cycles. We have $fw(G) \geq ewn^*(G)/\lfloor \Delta(G)/2 \rfloor = k/\lfloor \Delta(G)/2 \rfloor \geq 5$ by Lemma 2.3. So, by Theorem 1.2, we obtain that G also contains two collections \mathcal{D}, \mathcal{E} of cycles such that: (i) the cycles in \mathcal{D} are noncontractible, pairwise disjoint, and pairwise homotopic; (ii) the cycles in \mathcal{E} are noncontractible, pairwise disjoint, and pairwise homotopic; (iii) for any $D \in \mathcal{D}$ and $E \in \mathcal{E}$, the pair (D, E) is a basis; and (iv) each of $|\mathcal{D}|$ and $|\mathcal{E}|$ is at least $\lfloor \frac{2}{3} \lceil \frac{k}{\lfloor \Delta(G)/2 \rfloor} \rceil \rfloor$.

Let $C \in \mathcal{C}$, $D \in \mathcal{D}$, and $E \in \mathcal{E}$. From properties (i)–(iii) it follows that either (C, D) or (C, E) is a basis. Therefore, Theorem 3.1 guarantees the existence of a toroidal grid minor of size

$$\left\lfloor \frac{\ell}{\lfloor \Delta(G)/2 \rfloor} \right\rfloor \times \left\lfloor \frac{2}{3} \left\lceil \frac{k}{\lfloor \Delta(G)/2 \rfloor} \right\rceil \right\rfloor. \quad \square$$

Proof of Corollary 3.3. Let $k := ewn^*(G)$, and let ℓ and α be as in Theorem 3.2. By Lemma 2.8, $Str^*(G) \leq 2k\ell$. Let $r = \lceil \frac{k}{\lfloor \Delta(G)/2 \rfloor} \rceil$. Since $r \geq 5$, it follows that $\lfloor 2r/3 \rfloor \geq \frac{6}{7}(2r/3) = \frac{4}{7}r$ (with equality at $r = 7$). Letting $s = \lceil \frac{\ell}{\lfloor \Delta(G)/2 \rfloor} \rceil$ we then get, by Theorem 3.2,

$$Tex(G) \geq s \cdot \left\lfloor \frac{2}{3}r \right\rfloor \geq \frac{4}{7}rs \geq \frac{4}{7}k\ell \cdot \lfloor \Delta(G)/2 \rfloor^{-2} \geq \frac{2}{7}Str^*(G) \cdot \lfloor \Delta(G)/2 \rfloor^{-2}.$$

The previous unconditional estimate can be improved, for any fixed $\varepsilon > 0$ and all sufficiently large k , as follows. If $\ell \geq \frac{2}{3}k$ then, by Lemma 2.8, $Str^*(G) \leq k(\ell + k/2) \leq k(\ell + 3\ell/4) = \frac{7}{4}k\ell$ and

$$\begin{aligned} Tex(G) &\geq s \cdot \left\lfloor \frac{2}{3}r \right\rfloor \geq \frac{\ell}{\lfloor \Delta(G)/2 \rfloor} \cdot \left\lfloor \frac{2}{3} \frac{k}{\lfloor \Delta(G)/2 \rfloor} \right\rfloor \geq \ell \cdot \left\lfloor \frac{2}{3}k \right\rfloor \cdot \lfloor \Delta(G)/2 \rfloor^{-2} \\ &\geq \left(\frac{2}{3} \cdot \frac{4}{7} - \varepsilon \right) \cdot \frac{7}{4}k\ell \cdot \lfloor \Delta(G)/2 \rfloor^{-2} \geq \left(\frac{8}{21} - \varepsilon \right) \cdot Str^*(G) \cdot \lfloor \Delta(G)/2 \rfloor^{-2}. \end{aligned}$$

Otherwise, $\ell < \frac{2}{3}k$ and we let $k = \alpha\ell$ where $\alpha > \frac{3}{2}$. We similarly have $Str^*(G) \leq k(\ell + k/2) = \frac{\alpha+2}{2}k\ell$ and we can directly use Theorem 1.2 to estimate (where $\varepsilon' = \frac{\alpha+2}{2}\varepsilon > 0$)

$$\begin{aligned} Tex(G) &\geq \left\lfloor \frac{2}{3}r \right\rfloor^2 \geq \left(\frac{4}{9} - \varepsilon' \right) k\alpha\ell \cdot \lfloor \Delta(G)/2 \rfloor^{-2} \\ &\geq \left(\frac{4}{9} - \varepsilon' \right) \frac{2\alpha}{\alpha+2} \cdot \frac{\alpha+2}{2}k\ell \cdot \lfloor \Delta(G)/2 \rfloor^{-2} = \left(\frac{8\alpha}{9\alpha+18} - \varepsilon \right) \cdot Str^*(G) \cdot \lfloor \Delta(G)/2 \rfloor^{-2}. \end{aligned}$$

Now for $\alpha \geq \frac{3}{2}$ we have $\frac{8\alpha}{9\alpha+18} \geq \frac{8}{21}$. □

5 Drawing embedded graphs into the plane

In this section, we prove Theorem 3.6. That is, we provide an efficient algorithm that, given a graph G embedded in some orientable surface, yields a drawing of G (with a controlled number of crossings) in the plane. We start with an informal outline of the proof.

We proceed in g steps, working at the i -th step with the pair (G_i^*, γ_i) . For convenience, let $G_0 = G$, and define $F_i = E(G_{i-1}) \setminus E(G_i) = E(\gamma_i)$. The idea at the i -th step is to cut from G_{i-1} the edges intersected by γ_i (that is, the set F_i). We could then draw these edges into the embedded graph G_i along the route determined by a γ_i -switching ear of length ℓ_i in G_{i-1} . This would result in at most $k_i(\ell_i + k_i)$ new crossings in G_i (similarly as in Figure 3). We consider routing all the edges of F_i in one bunch (i.e., along the same route), even though routing every

edge separately could perhaps save a small number of crossings. We have two reasons for this treatment; it makes the proofs simpler (and it would be very hard to gain any improvement in the worst-case approximation bound by individual routing, anyway), and the algorithm has slightly better runtime.

In reality, the situation is not as simple as in the previous sketch. The main complication comes from the fact that subsequent cutting (in step $j > i$) could “destroy” the chosen route for F_i . Then it would be necessary to perform further re-routing for a part or all of the edges of F_i in step j along a route for F_j (costing up to $k_i \ell_j$ additional crossings). This could essentially happen in each subsequent step until the end of the process at $j = g$.

We handle this complication in two ways: Proof-wise, we track a possible insertion route (and its necessary modifications) for F_i through the full cutting process. In particular, we show that the final insertion route for F_i is never longer than $\ell_i + \ell_{i+1} + \dots + \ell_g$, for each index i , which constitutes an upper bound on the final algorithmic solution. We also have to take care of the following detail; that a detour for the route of F_i at any step $j > i$ does not produce significantly more additional crossings than $k_j \ell_j$ – this holds as long as k_j is never much smaller than k_i (cf. Lemma 2.5).

Algorithmically, we will reinsert all the edges $E(G) \setminus E(G_g)$ only at the very end, into G_g . For that we find shortest insertion routes for the (subsets of the) edges of F_i , $i \in \{1, \dots, g\}$ independently, which is algorithmically a very easy solution, and we moreover iteratively ensure that no two insertion routes cross each other more than once.

Proof of Theorem 3.6. As outlined in the sketch above, we proceed in g steps. At the i -th step, for $i = 1, 2, \dots, g$, we take the embedded graph G_{i-1} and cut the surface open along γ_i , thus severing the edges in the set $F_i := E(G_{i-1}) \setminus E(G_i) = E(\gamma_i)$. This decreases the genus by one, and creates two holes, which we repair by pasting a closed disc on each hole. Thus we get the graph G_i embedded in a compact surface with no holes.

Claim 5.1. *Let $i \in \{1, \dots, g\}$, and let f be an edge in F_i . Then f can be drawn into the plane graph G_g with at most $\sum_{j=i}^g \ell_j$ crossings.*

Proof. Let $i \in \{1, \dots, g\}$ be fixed. In the graph G_i , we let a, b denote the two new faces created by cutting G_{i-1} along γ_i (thus each of these faces contains one of the pasted closed discs). Let f be an edge in F_i , with end vertices f_a (incident with face a in G_i) and f_b (incident with face b in G_i).

For each $j \in \{i, \dots, g\}$, we associate two unique faces $a_j(f), b_j(f)$ of G_j with the edge f . Loosely speaking, these faces are the natural heirs in G_j of the faces a and b , if we stand in G_j on the vertices f_a and f_b . This can be (still rather informally) defined recursively as follows. First, let $a_i(f) = a$ and $b_i(f) = b$. Now suppose $a_{j-1}(f), b_{j-1}(f)$ have been defined for some j , $i < j \leq g$. We then let $a_j(f)$ be the unique face of G_j which contains the points of face a in a small neighborhood of f_a . The face $b_j(f)$ is defined analogously. In regard of this definition, we point out that a, b are faces in G_i , but by the further cutting process, they may not be faces in G_j for some $j > i$. An alternative formal (and discrete) definition of $a_j(f)$ may be given as follows: let e_1, e_2 be the two edges of $a_{j-1}(f)$ incident with f_a in G_{j-1} . In the cyclic ordering of edges of G_{j-1} around f_a , we assume that e_1 is right before e_2 , and we find e'_1, e'_2 such that (i) e'_1 is the last edge preceding or equal to e_1 and e'_2 is the first edge succeeding or equal to e_2 , and (ii) $e'_1, e'_2 \in E(G_j)$. Then e'_1, e'_2 are consecutive edges in the cyclic ordering of edges around f_a in the graph $G_j \subseteq G_{j-1}$, and hence e'_1, e'_2 in this order define a unique face $a_j(f)$ of G_j incident to f_a .

The vertex f_a (respectively, f_b) is incident to the face $a_g(f)$ (respectively, $b_g(f)$) in the plane embedding G_g . To finish the claim, it suffices to show that the dual distance between $a_g(f)$ and

$b_g(f)$ in G_g is at most $\sum_{j=i}^g \ell_j$. We prove this by induction over $j = i, i+1, \dots, g$, i.e., we show that the dual distance between $a_j(f)$ and $b_j(f)$ in G_j is at most $\ell_i + \ell_{i+1} + \dots + \ell_j$.

This holds (with equality) for $j = i$ by the definition of ℓ_i . For $j > i$, take a shortest dual path π in G_{j-1} connecting $a_{j-1}(f)$ to $b_{j-1}(f)$. If π does not intersect γ_j , then π is also a dual path from $a_j(f)$ to $b_j(f)$ in G_j and we are done. Otherwise, we denote by π_a and π_b the subpaths of π from the ends $a_{j-1}(f)$ and $b_{j-1}(f)$, respectively, to the nearest intersections with γ_j . It may happen that π_a or π_b consist of a single vertex. Let π'_a and π'_b denote the inherited paths in G_j ; they differ from π_a and π_b (respectively) only in their former ends on γ_j , which are now among the two new faces c_1, c_2 of G_j that have been created by cutting G_{j-1} . If, say, c_1 is an end of both π'_a and π'_b , then $\pi'_a \cup \pi'_b$ is a dual path from $a_j(f)$ to $b_j(f)$ in G_j of length at most $\|\pi\|$ and we are again done. On the other hand, if $\pi'_a \cap \pi'_b = \emptyset$, then we can make a dual path π' in G_j as the union of $\pi'_a \cup \pi'_b$ with a γ_j -switching ear of length ℓ_j . Then the dual distance between $a_j(f)$ and $b_j(f)$ is at most $\|\pi\| + \ell_j \leq \ell_i + \dots + \ell_{j-1} + \ell_j$, as claimed. \blacksquare

Now recall that $|F_i| = k_i$, for $i = 1, \dots, g$. From Claim 5.1 it follows that the edges in F_i can be added to the plane embedding G_g by introducing at most $k_i \cdot \sum_{j=i}^g \ell_j$ crossings with the edges of G_g . This measure disregards any additionally crossings arising between edges of F_i . Though, in the worst case scenario each edge of $F := F_1 \cup F_2 \cup \dots \cup F_g = E(G) \setminus E(G_g)$ crosses each other edge from F . Since, by the natural arc-exchange argument, we may assume that every two edges of F cross at most once (without impact on the number of crossings between F and $E(G_g)$), the edges of F can be added to the plane embedding G_g by introducing at most $\sum_{i=1}^g \left(k_i \cdot \sum_{j=i}^g \ell_j + k_i \cdot \sum_{j=i}^g k_j \right)$ crossings. Using that $2\ell_i \geq k_i$ (cf. Lemma 2.4), this process yields a drawing of G in the plane with at most

$$\sum_{i=1}^g \left(k_i \cdot \sum_{j=i}^g (k_j + \ell_j) \right) \leq \sum_{i=1}^g \left(k_i \cdot \sum_{j=i}^g 3\ell_j \right) = 3 \sum_{j=1}^g \left(\ell_j \cdot \sum_{i=1}^j k_i \right)$$

crossings. The inductive application of Lemma 2.5 yields $k_i \leq 2^{j-i} k_j$ for all $1 \leq i < j \leq g$. Therefore

$$\begin{aligned} 3 \sum_{j=1}^g \left(\ell_j \cdot \sum_{i=1}^j k_i \right) &\leq 3 \sum_{j=1}^g \ell_j k_j (2^{j-1} + \dots + 2^1 + 2^0) \\ &= 3 \sum_{j=1}^g k_j \ell_j (2^j - 1) \\ &\leq 3 \max_{1 \leq i \leq g} \{k_i \ell_i\} \cdot (2^1 + 2^2 + \dots + 2^g - g) \\ &= 3 \cdot (2^{g+1} - 2 - g) \cdot \max_{1 \leq i \leq g} \{k_i \ell_i\} =: \chi. \end{aligned} \tag{8}$$

We have thus shown that the plane embedding G_g can be extended into a drawing of G with at most χ crossings as in (8). It remains to show how such a drawing can be computed efficiently from an embedding of G in Σ_g . The algorithm runs two phases:

1. A good planarizing sequence $(G_1^*, \gamma_1), \dots, (G_g^*, \gamma_g)$ for G^* is computed using g calls to an $\mathcal{O}(n \log n)$ algorithm of Kutz [26], or to a faster $\mathcal{O}(n \log \log n)$ algorithm of Italiano et al. [23], which both can find a cycle witnessing nonseparating edge-width in orientable surfaces. These runtime bounds assume g fixed. During the computation, we represent G^* by its rotation scheme which allows a sufficiently fast implementation of the cutting operation as well.

2. In the planar graph G_g , optimal insertion routes are found for all the missing edges $F = E(G) \setminus E(G_g)$ independently using linear-time breadth-first search in G_g^* . A key observation with respect to runtime is that we are looking for these insertion routes only between the predefined pairs of faces $a_g(f)$ and $b_g(f)$ for each $f \in F$, and each of $\{a_g(f) : f \in F_i\}$ and $\{b_g(f) : f \in F_i\}$ has at most 2^{g-i} elements for $i = 1, 2, \dots, g$. (From the practical point of view, it may be worthwhile to mention that $|G_g|$ also serves as a natural upper bound for the number of considered faces.) It follows that we need to perform searches for at most $2^{g-1} + \dots + 2^1 + 2^0 < 2^g$ routes in total (independently of $|F|$), a process that takes an overall linear time for fixed g . Further, by a routine post-processing after each computed route we ensure that no two routes cross each other more than once, again in total linear time since the number of pairs of compared routes is bounded in g .

It follows that we need to perform at most $2^{g-1} + \dots + 2^1 + 2^0 < 2^g$ searches in total (independently of $|F|$), a process that takes an overall linear time for fixed g . Then, a routine algorithm inserts the individual edges of F along the computed routes in G_g , making dummy vertices for the induced crossings. This routine takes $\mathcal{O}(n + \chi)$ steps where χ is as in (8). Moreover, $\chi = \mathcal{O}(cr(G)\Delta^2)$ by Lemma 3.8, and $cr(G) = \mathcal{O}(n\Delta)$ by [12].

In view of this, the overall runtime of the algorithm is $\mathcal{O}(n(\log \log n + \Delta^3))$ for each fixed g . \square

6 More properties of stretch

In this section, we establish several basic properties on the stretch of an embedded graph. Even though we could have alternatively included these in the next section, as we only require them in the proof of Lemma 3.7, we prefer to present them in a separate section, for an easier further reference of the basic properties of this new parameter which may be of independent interest.

We recall that a graph property \mathcal{P} satisfies the *3-path condition* (cf. [30, Section 4.3]) if the following holds: Let T be a *theta graph* (a union of three internally disjoint paths with common endpoints) such that two of the three cycles of T do not possess \mathcal{P} ; then neither does the third cycle. In the proof of the following lemma we make use of halfedges. A *halfedge* is a pair $\langle e, v \rangle$ (“ e at v ”), where e is an edge and v is one of the two ends of e .

Lemma 6.1. *Let G be embedded on an orientable surface, and let C be a cycle of G . The set of cycles of G satisfies the 3-path condition for the property of odd-leaping C . Furthermore, not all three cycles in any theta subgraph of G can be odd-leaping C .*

Proof. Let a theta graph $T \subseteq G$ be formed by three paths $T = T_1 \cup T_2 \cup T_3$ connecting the vertices s, t in G . If C and T are disjoint, the lemma obviously holds. We consider a connected component M of $C \cap T$. If $M = C$, then the 3-path condition again trivially holds. Otherwise, M is a path with ends m_1, m_2 in G . We denote by f_1, f_2 the edges in $E(C) \setminus E(M)$ incident with m_1, m_2 , respectively, and by M^+ the union of M and the halfedges $\langle f_1, m_1 \rangle$ and $\langle f_2, m_2 \rangle$. We show that the number q of leaps of M^+ summed over all three cycles in T is always even.

If $m_i \notin \{s, t\}$ for $i \in \{1, 2\}$, then contracting the edge of M incident to m_i clearly does not change the number q . Iteratively applying this argument, we can assume that finally either (i) $m_1 = m_2$ (and possibly $m_1 \in \{s, t\}$), or (ii) $m_1 = s, m_2 = t$, and $M = T_1$. In case (i), M^+ leaps either none or two of the cycles of T in the single vertex m_1 , and so $q \in \{0, 2\}$. Thus we assume for the rest of the proof that (ii) holds.

For $i = 1, 2, 3$, let e_i (respectively, e'_i) be the edge of T_i incident with s (respectively, t). By relabeling e_1, e_2, e_3 if needed, we may assume that the rotation around s is one of the cyclic permutations (e_1, f_1, e_2, e_3) or (e_1, e_2, f_1, e_3) . The rotation around t could be any of the six cyclic permutations of e'_1, e'_2, e'_3, f_2 . This yields a total of twelve possibilities to explore. A

routine analysis shows that in every case we get $q \in \{0, 2\}$, except for the case in which the rotation around s is (e_1, e_2, f_1, e_3) and the rotation around t is (e'_1, e'_2, f_2, e'_3) ; in this case, M^+ leaps twice the cycle $T_2 \cup T_3$, and $q = 4$.

Altogether, the number of leaps of C summed over all three cycles in T is even. Hence the number of cycles of T which are odd-leaping with C is also even, and the 3-path condition follows. \square

The next claim shows that stretch (Definition 2.7) could have been equivalently defined as an *odd-stretch*, using pairs of odd-leaping cycles instead of one-leaping cycles.

Lemma 6.2 (Odd-stretch equals stretch). *Let G be a graph embedded in an orientable surface. If C, D is an odd-leaping pair of cycles in G , then $\text{Str}(G) \leq \|C\| \cdot \|D\|$.*

Proof. We choose an odd-leaping pair C, D that minimizes $\|C\| \cdot \|D\|$. Up to symmetry, $\|C\| \leq \|D\|$. Since $C \cap D \neq \emptyset$, there is a set $\mathcal{D} = \{D_1, \dots, D_k\}$ of pairwise edge-disjoint C -ears in D , such that $E(D_1) \cup \dots \cup E(D_k) = E(D) \setminus E(C)$. By a simple parity argument, there exists a C -switching ear in \mathcal{D} . Hence if $|\mathcal{D}| = 1$, then C, D are one-leaping, and the lemma immediately follows.

If more than one C -ear in \mathcal{D} is switching, then we pick, say, D_1 as the shorter of these. By the choice of D we have $\|D_1\| \leq \frac{1}{2}\|D\|$, and so by Lemma 2.8 we have

$$\text{Str}(G) \leq \|C\| \cdot \left(\|D_1\| + \frac{1}{2}\|C\| \right) \leq \|C\| \cdot \left(\frac{1}{2}\|D\| + \frac{1}{2}\|D\| \right) = \|C\| \cdot \|D\|.$$

In the remaining case, we have that $|\mathcal{D}| > 1$ and exactly one C -ear in \mathcal{D} , say D_1 , is switching. Note that D' , the cycle formed by D_1 and a shorter section of C , is one-leaping C , and it is thus enough to show that $\|D'\| \leq \|D\|$. Let d_j for $j \in \{1, \dots, k\}$ denote the distance on C between the ends of D_j . Assume that for some $j \in \{2, \dots, k\}$ it is $d_j > \|D_j\|$. Then both cycles of $C \cup D_j$ containing D_j are shorter than $\|C\|$, and one of them is odd-leaping with D by Lemma 6.1. This contradicts the choice of C (for the pair C, D , that is). Hence $\|D_j\| \geq d_j$ for all $j \in \{2, \dots, k\}$. Now, let $D'' \subseteq D$ be the path formed by edges of $E(D) \setminus E(D_1)$. Then D'' has the same ends as D_1 , and since $\|D_j\| \geq d_j$ for $j \in \{2, \dots, k\}$, we get that $\|D''\| = \|D\| - \|D_1\| \geq d_1$. Altogether,

$$\text{Str}(G) \leq \|C\| \cdot \|D'\| = \|C\| \cdot (\|D_1\| + d_1) \leq \|C\| \cdot \|D\|. \quad \square$$

Lemma 6.3. *Let H be a graph embedded in an orientable surface of genus $g \geq 2$, and let $A, B \subseteq H$ be a one-leaping pair of cycles witnessing the stretch of H , such that $\|A\| \leq \|B\|$. Then $\text{ewn}(H//A) \geq \frac{1}{2}\text{ewn}(H)$.*

Proof. Let C be a nonseparating cycle in $H//A$ of length $\text{ewn}(H//A)$. If its lift \hat{C} is a cycle again, then (since \hat{C} is nonseparating in H) $\text{ewn}(H) \leq \|\hat{C}\| = \text{ewn}(H//A)$, and we are done. Thus we may assume that \hat{C} contains an A -ear $P \subseteq \hat{C}$ such that $A \cup P$ is a theta graph. Let $A_1, A_2 \subseteq A$ be the subpaths into which the ends of P divide A . By Lemma 6.1, exactly two of the three cycles of $A \cup P$ are odd-leaping with B . One of these cycles is A ; let the other one, without loss of generality, be $A_1 \cup P$. Then $\|A_1 \cup P\| \geq \|A\|$ using Lemma 6.2, and so $\|P\| \geq \|A_2\|$. Furthermore, $A_2 \cup P$ is nonseparating in H , and we conclude that

$$\text{ewn}(H) \leq \|A_2 \cup P\| \leq 2\|P\| \leq 2\|\hat{C}\| = 2\text{ewn}(H//A). \quad \square$$

At this point, one may wonder why we do not use the cutting paradigm as in Lemma 6.3 in a good planarizing sequence for Theorem 3.6 (Section 5). Indeed, it would seem that the same proof as in Section 5 works in this new setting, and the added benefit would be an immediately

matching lower bound in the form provided by Corollary 3.4. The caveat is that the proof of Theorem 3.6 strongly uses the fact that subsequent cuts in a planarizing sequence do not involve *much fewer* edges (recall “ $k_i \leq 2^{j-i}k_j$ for all $1 \leq i < j \leq g$ ” from the proof). If one cuts along the shortest cycle of a pair that witnesses the dual stretch, then the number of cut edges may jump up or down arbitrarily. Thus an attempted proof along the lines of the proof we gave in Section 5 would (inevitably?) fail at this point.

7 Proof of Lemma 3.7

Our aim in this section is to prove Lemma 3.7. For easy reference within this section, let us repeat its statement here:

Lemma 3.7. *Let H be a graph embedded in the surface Σ_g . Let $k := \text{ewn}^*(H)$, and let ℓ be the largest integer such that there is a cycle γ of length k in H^* whose shortest γ -switching ear has length ℓ . Assume $k \geq 2^g$. Then there exists an integer g' , $0 < g' \leq g$, and a subgraph H' of H embedded in $\Sigma_{g'}$ such that*

$$\text{ewn}^*(H') \geq 2^{g'-g}k \quad \text{and} \quad \text{Str}^*(H') \geq 2^{2g'-2g} \cdot k\ell.$$

We show that this lemma follows (quite easily, in fact, as we will see shortly) from the statement of coming Lemma 7.3, that involves the concept of *polarity* of a subgraph of an embedded graph. The proof of this auxiliary lemma will be presented in the next section.

Even though we might formally simply give the definition of polarity, state Lemma 7.3, and then give the proof of Lemma 3.7, it seems worthwhile to first devote a little time to explaining the intuition behind the proof. In particular, this will give us the opportunity to argue how the notion of polarity arises naturally in the process.

7.1 Intuition

Recall that in the statement of Lemma 3.7 we have got a dual cycle γ that attains the dual edge-width $k := \text{ewn}(H^*)$, and a γ -switching ear (say ω) of length ℓ . One way to read the lemma is the following. There is no reason why γ and ω should witness $\text{Str}^*(H)$; however, there is always a subgraph H' of H , embedded in a surface of genus g' with $0 < g' \leq g$, such that $\text{Str}^*(H')$ is at least a constant times $k\ell$.

Now if $\text{Str}^*(H)$ is already witnessed by γ and a cycle constructed with ω (and possibly a part of γ), then we are done at once by letting $H' := H$. Thus suppose that $\text{Str}^*(H)$ is witnessed by another pair α, β of dual cycles, with $\|\alpha\| \leq \|\beta\|$. The idea is then to cut H (and hence its host surface) along α , and analyze the possible outcomes.

Suppose that we cut along α , and γ, ω remain intact but still do not witness the stretch of the resulting graph. Moreover, suppose we repeatedly apply this process (keeping the good luck of affecting neither γ nor ω , at any step) until we reach the torus. Then it is easy to see that we are done (by a repeated application of Lemma 6.3) by setting H' to be the toroidal subgraph of H obtained at this point.

The difficulty arises if, at some point in this process, we cut along a dual cycle that intersects γ or ω (or both). This is not necessarily bad; imagine, say, that α may be one- or odd-leaping γ (or a cycle constructed from ω and a part of γ). Then we can argue, using the technical tools from the previous sections, that $\|\alpha\| \cdot \|\beta\|$ cannot be much smaller than $k\ell$. On the other hand, there are situations (such as one in Figure 7) in which we might seem to be doomed, since we get no usable relation between $\|\alpha\| \cdot \|\beta\|$ and $k\ell$ straight away and, moreover, we do not inherit from γ any usable dual cycle which would host both ends of ω (to continue the cutting process).

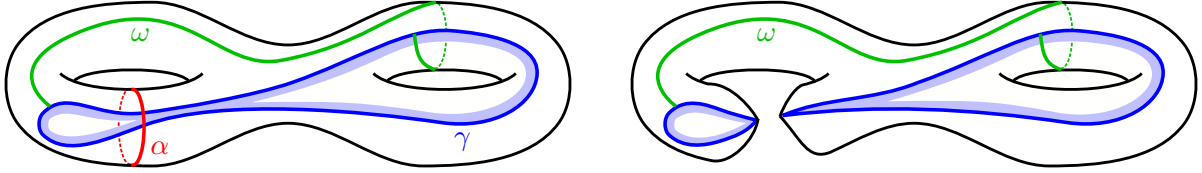


Figure 7: On the left hand side we show a cycle γ and a γ -switching ear ω . When we cut along α , γ gets broken into two pieces (right hand side of the figure), but even in this disconnected subgraph the notion of a “positive side” and a “negative side” is meaningful, naturally inherited from γ .

The key point that saves the day is that, regardless of what happens to this dual cycle γ (either at the first cutting step, or at later ones), the structure inherited from γ still maintains enough resemblance to a two-sided cycle, in the sense that we can still give meaningful sense to the idea of a γ -switching ear.

To illustrate this idea, consider the scenario given in Figure 7. On the left hand side we have the dual cycle γ , a γ -switching ear ω , and a dual cycle α . In this example γ intersects α , and so after cutting H through α to obtain $H//\alpha$ (and $(H//\alpha)^*$), the dual subgraph γ' inherited from γ consists of two cycles (see the right hand side of the figure). Now in this (still relatively easy) scenario we have that ω survives the process intact; in general this is not the case, but let us assume this for the current illustration purposes in which we focus on what happens to γ .

Continuing in this example of Figure 7, we note that we cannot meaningfully say that ω is a γ' -switching ear, as γ' is not a cycle. However, at a closer inspection we note that the property that γ “has a left-side and right-side” is inherited to γ' . (With an eye on things to come, let us refer to these instead as a “positive side” and a “negative side”, yielding the idea that every cycle has *polarity*). In the figure we illustrate with a shade one of the sides of γ (the other side is unshaded), and we see that these naturally yield meaningful “sides” of γ' . Thus γ' inherits from γ its polarity, that is, a “positive side” and a “negative side” for each component of γ' .

It goes without saying that the scenarios one could encounter during the cutting process could be considerably more complicated. However, the crucial point is that, as we will see later, this polarity property makes good and consistent sense throughout the whole cutting process. Informally, at each step we can keep track of the original sides of γ even when γ itself is shattered into pieces.

In a nutshell, the proof of Lemma 3.7 then consists of following the subgraph induced by γ along the cutting process, and showing that at some point we can successfully stop the process since the dual cycles witnessing the dual stretch are long enough in terms of the lengths of original γ and ω , as required in the statement of the lemma. This informal explanation now allows us to smoothly proceed to a formal definition of the polarity concept, and to a statement of the workhorse behind the proof (namely Lemma 7.3). Lemma 3.7 then follows as a rather easy consequence.

7.2 Polarity

Let G be a connected graph embedded in a surface Σ . If D is a (not necessarily connected) subgraph of G , then we may regard D as an embedded graph on its own right, by removing all the edges and vertices of G that are not in D and inheriting the corresponding restriction of the rotation scheme of G . Although, note that each connected component of D would be embedded on its “own” surface, which is not necessarily Σ . For our purpose, it is enough that this view consistently identifies the facial walks of D (with respect to G).

A *sign assignment* on D is a mapping Γ that assigns to each facial walk of D a sign $+$ or $-$ (thus making each facial walk *positive* or *negative*). A sign assignment is *bipolar* if for each edge e of D , one of the facial walks incident with e is positive, and the other is negative. If D has a bipolar sign assignment, then we say that D is *bipolar*. The simplest example of a bipolar subgraph is a two-sided cycle; under the current framework, a cycle has two facial walks (its “sides”), and by making one of this facial walks positive, and the other one negative, we obtain a bipolar sign assignment. It is easy to see that if D is bipolar then D is Eulerian.

We now consider a fixed bipolar sign assignment of a subgraph D of an embedded graph G , and let $e = uv$ be an edge in G that is not in D , but is incident with a vertex u in D . We use the common artifice of interpreting an edge e as being the union of two *half-edges*, one half-edge h_u incident with u , and one half-edge h_v incident with v ; each half-edge is incident then with exactly one vertex, and its other end is a loose end that attaches to no vertex. The half-edge h_u is then incident with exactly one facial walk of D (and the same possibly holds for h_v if v is also in D). In this situation we speak about *D -polarity* of h_u : if the facial walk which h_u is incident with is positive (respectively, negative), then we say that h_u itself is *D -positive* (respectively, *D -negative*).

Remark 7.1. *Formally, one should not say that a half-edge (or an edge) is D -positive or D -negative, as this depends not only on D but on the sign assignment Γ under consideration; we should then say something like “ T -negative” instead. This complication will turn out to be unnecessary, as for each subgraph we handle we will consider only one fixed sign assignment.*

For the rest of this subsection, D is a subgraph of an embedded graph G , and (in line with the previous Remark) we work under a fixed sign assignment for D .

As hinted in the informal discussion in Section 7.1, we need to extend the notion of switching, which we defined for cycles, to the arbitrary bipolar subgraph D of G under consideration. The definition, as one would expect, is that a D -ear P is *D -switching* if one end-half-edge of P is D -positive, and the other end-half-edge is D -negative.

We also need to extend the concept of leaping, from cycles to the arbitrary bipolar subgraph D of G . Roughly speaking the idea is (as with cycles) that as we traverse a walk we suddenly “enter” D , stay on D for a while, and then leave D . If the half-edge in the walk just before entering D and the half-edge in the walk just after leaving D are of distinct polarities, then the subwalk that we traversed inside D is a leap.

To define this formally, let $W = v_0e_0v_1 \dots e_{n-1}v_n$ be a walk in G . We remark that in a walk, repetitions of vertices and edges are allowed. If $v_0 = v_n$ then we read indices modulo n , so that, for instance, we consider $v_i e_i v_{i+1} \dots e_{n-1} v_0 e_0 v_1 \dots e_{j-1} v_j$ a valid subwalk of W , for any $i, j \in \{0, 1, \dots, n-1\}$ with $i > j$.

Now let $M = v_k e_k v_{k+1} \dots e_{\ell-1} v_\ell$ be a maximal subwalk of W contained in D . That is, (i) M is a subwalk of W ; (ii) regarded as a subgraph of G , M is a subgraph of D ; and (iii) neither e_{k-1} nor e_ℓ are in D . Then M is a *leap* (of W and D) if the half-edge of e_{k-1} incident with v_k , and the half-edge of e_ℓ incident with v_ℓ , have distinct polarities.

We say that the walk W is *odd-leaping D* if the number of subwalks of W which are leaps is odd; otherwise W is *even-leaping D* . The following observation is worth highlighting. Assume that G contains no D -switching ear, and W is a closed walk in G . Then, traversing W , we must encounter leaps of D in an alternating manner – leaps from positive to negative D -polarity followed by leaps from negative to positive D -polarity, and vice versa. Hence the total number of leaps along closed W must be even in such a case. We can thus conclude:

Remark 7.2. *If there is a closed walk that odd-leaps D , then there exists a D -switching ear.*

7.3 The workhorse

With the notion of polarity formally laid out, we can now proceed with the proof of Lemma 3.7. As we briefly outlined in Section 7.1, the idea is to start with the dual cycle γ , and iteratively keep cutting along a dual cycle (the short one) witnessing the dual stretch of the current graph, until we reach a graph H' with the conditions required in the lemma.

The workhorse behind the proof is Lemma 7.3 below, which keeps track of (the remains of) a bipolar dual subgraph δ as we go through the cutting process. Let us now state this auxiliary lemma and then, before proceeding to the proof of Lemma 3.7, have an informal discussion on how we make use of it.

Lemma 7.3. *Let H be a graph embedded in an orientable surface Σ of genus g . Suppose that:*

- (a) $g \geq 1$;
- (b) δ is a bipolar dual subgraph of H^* ;
- (c) there exists a closed walk in H^* odd-leaping δ ; and
- (d) the minimum length of a δ -switching ear in H^* equals z .

Let α, β be a one-leaping pair of dual cycles in H^* such that $\|\alpha\| \leq \|\beta\|$ and $\text{Str}^*(H) = \|\alpha\| \cdot \|\beta\|$. If $\|\beta\| < z$, then all the following hold:

- (a') $g \geq 2$ (and hence the genus of $H//\alpha$ is ≥ 1);
- (b') there is a bipolar dual subgraph δ_2 of $(H//\alpha)^*$;
- (c') there exists a closed walk in $(H//\alpha)^*$ odd-leaping δ_2 ; and
- (d') the minimum length of a δ_2 -switching ear in $(H//\alpha)^*$ is $z_2 \geq z - \frac{1}{2}\|\alpha\|$.

In this statement, whose proof is deferred to Section 8, condition (d) is well-defined since (c) implies the existence of a δ -switching ear. Besides, it might be odd-looking that the objects in (b'), (c'), and (d') are labelled δ_2 and z_2 (instead of, say, δ_1, z_1 or δ', z'). This is intentional, as in the proof we wish to reserve the notation δ_1 for an intermediate object we use to arrive from δ to δ_2 .

The idea to prove Lemma 3.7 is to apply Lemma 7.3 iteratively. We start by letting δ be the dual cycle γ with an arbitrary bipolar sign assignment, and keep iteratively applying Lemma 7.3 to the resulting bipolar graph δ_2 in place of δ , each step replacing H with $H//\alpha$. One should note that this iterative process is not our objective by itself, but only a means to eventually violate the assumption $\|\beta\| < z$. The reason for which it is a desirable outcome will become clear in the upcoming short proof of Lemma 3.7; informally, it yields a situation in which we can jump into the conclusion that $\|\alpha\| \cdot \|\beta\|$ is not much smaller than $k\ell$. On the other hand, it is important to make it clear why $\|\beta\| < z$ must be violated, at some point. This is simply because the genus g of our graph H is finite at the beginning, and at every iteration we decrease it by 1, hence eventually making the only other option “(a') $g \geq 2 \dots$ ” fail.

We are now ready to present the proof of Lemma 3.7.

Proof of Lemma 3.7. We proceed by iteratively using Lemma 7.3. Notice that all the conditions (a),(b),(c),(d) of Lemma 7.3 are satisfied by the graph H , its bipolar dual cycle $\delta := \gamma$, and by $z := \ell$. Let $H_0 = H$ and $\gamma_0 = \gamma$, $\ell_0 = \ell$, $g_0 = g$.

For $i = 1, 2, \dots$, we apply Lemma 7.3 to $H := H_{i-1}$ and $\delta := \gamma_{i-1}$, $z := \ell_{i-1}$, assuming that $\|\beta\| < z$ still holds. So, we can set $H_i := H//\alpha$ and $\gamma_i := \delta_2$, $\ell_i := z_2$, and the conditions (a),(b),(c), (d) of Lemma 7.3 are again satisfied by those (hence leaving room for the next iteration). Since the genus of H_{i-1} is $g_0 - i + 1$, the condition (a') $g \geq 2$ of Lemma 7.3 surely

fails at iteration $i = g_0$, and hence this iterative process must stop after less than g_0 iterations – this is only possible with achieving $\|\beta\| \geq z$.

In a summary, after the last successful iteration number $i < g_0$, we have got:

- the graph H_i (a subgraph of H) which is of genus $g_0 - i \geq 1$,
- its nonseparating dual edge-width is $\text{ewn}^*(H_i) \geq 2^{-i} \cdot \text{ewn}^*(H_0) > 1$ which follows by iterating Lemma 6.3 i times,
- the shortest γ_i -switching ear in H_i^* has length at least $\ell_i \geq 2^{-i} \cdot \ell$, since one can iterate (c') $z_2 \geq z - \frac{1}{2}\|\alpha\| \geq z - \frac{1}{2}\|\beta\| \geq \frac{1}{2}z$ at each of the previous i steps, and
- there exists a one-leaping pair of dual cycles α, β in H_i^* such that $\|\alpha\| \leq \|\beta\|$, $\text{Str}^*(H_i) = \|\alpha\| \cdot \|\beta\|$, and $\|\beta\| \geq z = \ell_i$ hold.

Consequently,

$$\text{Str}^*(H_i) = \|\alpha\| \cdot \|\beta\| \geq \text{ewn}^*(H_i) \cdot \ell_i \geq 2^{-i} \text{ewn}^*(H) \cdot 2^{-i} \ell = 2^{-2i} \cdot k\ell.$$

By setting $H' = H_i$ for $g' = g_0 - i$, Lemma 3.7 follows. \square

7.4 A few facts on polarity

We close this section by stating a few simple facts around the notion of polarity. These facts will be used in the proof of Lemma 7.3.

Observation 7.4. *Let G be a graph embedded on a surface Σ , and let D be a bipolar subgraph of G , with a fixed bipolar sign assignment. Then the following hold:*

1. *If e is a non-loop edge of D , then D/e is a bipolar subgraph of G/e .*
2. *If a non-loop edge e does not belong to D , and is not a D -switching ear, then D/e is a bipolar subgraph of G/e .*
3. *If there is a closed walk that odd-leaps D , then there exists a D -switching ear.*
4. *Suppose that W, W' are closed walks in G , such that W odd-leaps D and W' even-leaps D . Suppose further that W and W' have a common vertex v . Then the concatenation of W and W' (that is, the walk obtained by starting at v , traversing W , and then traversing W') is a closed walk that odd-leaps D .*
5. *If Σ is the sphere, then no closed walk in G odd-leaps D .*

All these facts follow from the definition of polarity. Facts (1) and (2) are totally straightforward. Fact (3) was actually already noted at the end of Section 7.2. Fact (4) follows by an easy case analysis; it also follows easily using routine surface homology arguments.

The less straightforward of these is perhaps Fact (5), but even this is hardly more than a simple exercise from the definition of polarity. First, note that if the faces of G can be “colored” positive and negative, so that each D -positive (respectively, D -negative) facial walk is incident with a positive (respectively, negative) face, then (5) follows from a simple parity argument. Let us call this a *good* sign assignment on D ; thus if the sign assignment on D is good we are done. If the sign assignment on D is not good we proceed as follows. Change the sign assignment (positive to negative, and vice-versa) of the facial walks of one connected component of D . It is easy to see that a closed walk odd-leaps D with the original sign assignment if and only if it odd-leaps D with the new sign assignment. We can then apply this sign-change to the connected components of D , as many times as needed, until we obtain a good sign assignment on D , and so (5) follows.

8 Proof of Lemma 7.3

In a nutshell, to prove the lemma we will show that the bipolar dual subgraph δ_2 naturally induced by the edges of δ that survive in $(H//\alpha)^*$, satisfies the required conditions (in particular, δ_2 is bipolar, yielding (b')). As we will see, we may assume that δ_2 is not trivial (that is, not an empty dual subgraph), as otherwise the condition $\|\beta\| < z$ in the statement of the lemma is violated. We note that then δ_2 is clearly well-defined; every edge in $H//\alpha$ corresponds naturally to an edge in H , and so every edge in $(H//\alpha)^*$ corresponds naturally to an edge in H^* .

In order to obtain the closed walk required in (c'), we will make use of the closed walk guaranteed from (c). However, an obvious problem reveals itself immediately: a closed walk (in particular, the one odd-leaping δ) in H^* need not be a closed walk in $(H//\alpha)^*$, since the dual cycle α gets destroyed in the process of obtaining $(H//\alpha)^*$. This is perhaps the most notorious difficulty that must be overcome, together with the corresponding difficulty of trying to associate δ_2 -switching ears in $(H//\alpha)^*$ with δ -switching ears back in H^* , in order to prove (d).

These difficulties will be overcome by a detailed understanding of how the structures in H^* are affected by the removal of α . This understanding will be often be aided via a specific “intermediate” embedded graph H_1 (and its dual H_1^*). Since we will be relating dual subgraphs and walks from H^* to their corresponding structures in H_1^* , and then to their corresponding structures in $(H//\alpha)^*$, it will greatly help understanding the arguments if we denote $(H//\alpha)^*$ simply by H_2^* . In this way we can follow the practice of labelling objects associated to H^* (and the primal graph H) without subscripts; then we can label objects associated to H_1^* (and its primal H_1) with the subscript 1 and objects associated to H_2^* (and the primal H_2) with the subscript 2.

Remark 8.1. *For the rest of the proof of Lemma 7.3, we use H_2 to denote the graph $H//\alpha$ that results from cutting H along α . With this convention, we have $H_2^* = (H//\alpha)^*$.*

8.1 Setup

The embedded graph $H_2 = H//\alpha$ is obtained by removing from H all the edges whose dual edges form α , and then cutting the host surface along the resulting cylinder. We obtain the “intermediate” graph H_1 by stopping this process short, removing all the edges of $E(\alpha)^*$ except for a single last edge.

Formally, let $F^* = \{f_1^*, f_2^*, \dots, f_m^*\} \subseteq E(H^*)$ denote the set of dual edges of the cycle α , and let $F = \{f_1, f_2, \dots, f_m\}$ be the corresponding set of edges in the primal graph H . We assume without loss of generality that these edges are labelled so that they occur in this cyclic order in α . Now the intermediate embedded graph H_1 is obtained by pausing right before removing the last edge f_1 from F . (As we will see shortly, f_1 will be carefully chosen, but this is irrelevant at this point). That is, H_1 is simply $H \setminus \{f_2, f_3, \dots, f_m\}$ (embedded on Σ).

We also make an observation regarding the dual H_1^* of H_1 . Since the removal of an edge in a graph corresponds to the contraction of the corresponding dual edge in the dual graph, it follows that in order to obtain H_1^* we contract from H^* the edges $f_2^*, f_3^*, \dots, f_m^*$.

In the proof of (a'),(b'),(c') and (d') (of Lemma 7.3) we frequently analyze objects in H_2^* via their corresponding objects in H_1^* . We refer the reader to Figure 8 for an illustration of this process of getting H_1^* from H^* , and then H_2^* from H_1^* . On the left-hand side of this figure, we depict the relevant parts of H and H^* ; H is drawn with thin edges, and H^* with thick (colored) edges. Inside the cylinder C of H (bounded by two cycles) we have the dual cycle α , and each edge f_i in H drawn across C corresponds to a dual edge f_i^* in α . The middle part of this figure illustrates H_1 and H_1^* : all the edges f_m, f_{m-1}, \dots, f_2 have been removed (respectively, all the

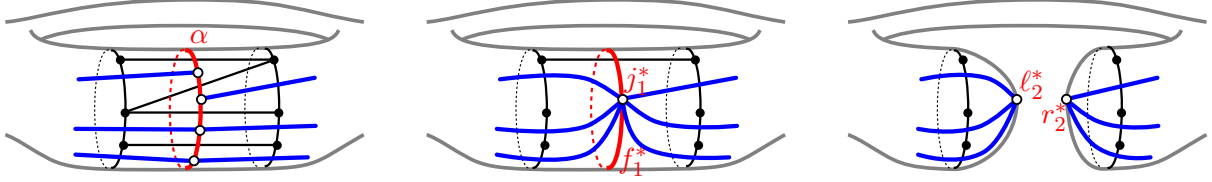


Figure 8: An illustration of the process of obtaining H_1^* (center) from H^* (left), and then H_2^* (right) from H_1^* . The primal edges (that is, the edges of H , H_1 , and H_2) are drawn thin, and the dual edges (those of H^* , H_1^* , and H_2^*) are thick.

edges $f_m^*, f_{m-1}^*, \dots, f_2^*$ have been contracted). The only edge drawn across C that remains is f_1 , and so its corresponding dual edge f_1^* is a loop-edge, based on a dual vertex j_1^* . Finally, on the right-hand side we depict H_2 and H_2^* . The graph H_2 is obtained by removing f_1 , cutting inside the (now edge-free) interior of C and pasting disks to the resulting holes. In the dual H_2^* , each of this disks (which yield faces in H_2) yields a dual vertex, thus obtaining a “left” dual vertex l_2^* and a “right” dual vertex r_2^* .

Now we pay close attention to the dual H_2^* . We note that it may be correctly argued that H_2^* is simply described as the dual of H_2 , and we have just described how to obtain H_2 ; however, for our purposes it will be very helpful to visualize how H_2^* is obtained from H_1^* without referring to H_2 .

We let the rotation around j_1^* be $f_1^*, e_1^*, e_2^*, \dots, e_s^*, f_1^*, g_1^*, g_2^*, \dots, g_t^*$, so that $e_1^*, e_2^*, \dots, e_s^*$ lie to the left (relative to the loop orientation) of f_1^* , and $g_1^*, g_2^*, \dots, g_t^*$ lie to the right of f_1^* . To get H_2^* from H_1^* , the first step is to contract the edge f_1^* , obtaining temporarily a pinched surface whose pinched point is the vertex j_1^* . The second step is to split naturally j_1^* into two vertices l_2^* and r_2^* , where l_2^* is incident with the left edges e_1^*, \dots, e_s^* , and r_2^* is incident with the right edges g_1^*, \dots, g_t^* . As a result of this two-step process we obtain exactly the dual graph H_2^* .

Note that this is a valid process regardless of which edge f_1 we chose to be the final edge to be removed from $\{f_1, f_2, \dots, f_m\}$ (equivalently, which dual edge f_1^* we chose to be the final edge to be contracted from $\{f_1^*, f_2^*, \dots, f_m^*\}$). However, for our purposes we choose f_1^* (thus implicitly choosing f_1) so that it satisfies a particular condition: f_1^* is not in β . The reason to choose f_1^* with this property will become clear later in the proof. For now we just state that such an edge must exist, simply because the fact that α, β is a one-leaping pair implies that not every edge of α is also in β .

The key objects: δ_1 and δ_2 . We let δ_1 denote the dual subgraph in H_1^* induced by δ (that is, induced by the edges of δ that are not in $\{f_m^*, f_{m-1}^*, \dots, f_2^*\}$). We note that δ_1 cannot be trivial, that is, an empty subgraph of H_1^* , for this would imply that δ is contained in a path in α (namely the path formed by the edges $f_2^*, f_3^*, \dots, f_m^*$). But this is impossible since δ is bipolar and, as it follows immediately from the definition of polarity, no path is bipolar.

The final goal in Lemma 7.3 will be to establish properties of δ_2 , which is simply the subgraph of H_2^* induced by the edges in δ that are still edges in H_2^* (i.e., those which survived the cutting process along α). These are also the edges of δ_1 with the (possible) exception of f_1^* .

We claim that we may assume also δ_2 to be nontrivial, that is, not an empty subgraph of H_2^* . To see this, we note that the only alternative is that $\delta \subseteq \alpha$. If this were the case then necessarily we would have $\delta = \alpha$, since no proper subgraph of α is bipolar (a path or a disjoint union of paths is never bipolar). Now suppose that $\delta = \alpha$. Since α, β is a one-leaping pair, it follows that β contains an α -switching ear (and thus a δ -switching ear, since $\delta = \alpha$). By (d), this δ -switching ear has length at least z , and thus $\|\beta\| \geq z$, violating the assumption $\|\beta\| < z$. Therefore, for the rest we may assume that δ_2 is not trivial.

In the previous paragraph we have used the argument that if β contains a δ -switching ear, then (d) holds. Similarly, if α contains a δ -switching ear, then it follows that $\|\alpha\| \geq z$, and since $\|\beta\| \geq \|\alpha\|$ this implies that $\|\beta\| \geq z$, again violating the assumption. Thus we may assume that neither α nor β contain a δ -switching ear. This is worth highlighting for future reference:

Remark 8.2. *We continue the proof of Lemma 7.3 under the assumptions that: (i) α does not contain a δ -switching ear; and (ii) β does not contain a δ -switching ear.*

Proof of (a'). The claim $g \geq 2$, which is equivalent to saying that H_2^* is not embedded in the sphere, will automatically follow from later (c') under Observation 7.4 (5).

8.2 Proof of (b')

Here we show that δ_1 in H_1^* naturally inherits a bipolar sign assignment from the bipolar sign assignment of δ . After this, we show that δ_2 in H_2^* naturally inherits a bipolar sign assignment from the one of δ_1 (and thus, from the one of δ).

Let $(H^{m-1})^*, \dots, (H^1)^*$ be the dual graphs obtained from H^* by iterative contraction of the edges $f_m^*, f_{m-1}^*, \dots, f_2^*$. Formally, we let $(H^m)^* := H^*$, and let $(H^j)^* := (H^{j+1})^*/f_{j+1}^*$ for $j = m-1, m-2, \dots, 1$. To keep track to what happens to δ and α throughout this contraction process, we analogously let $\delta^m := \delta$ and $\alpha^m := \alpha$, and $\delta^j := \delta^{j+1}/f_{j+1}^*$ and $\alpha^j := \alpha^{j+1}/f_{j+1}^*$ for $j = m-1, m-2, \dots, 1$. Thus $\delta_1 = \delta^1$.

After each contraction step, we claim that δ^j has a natural bipolar sign assignment inherited from δ^{j+1} (and thus all the way to the top, from δ). We argue from Observations 7.4 (1) and (2):

- If $f_{j+1}^* \in E(\delta^{j+1})$ then we simply apply (1).
- If $f_{j+1}^* \notin E(\delta^{j+1})$ then we actually have $f_{j+1}^* \in E(\alpha^{j+1}) \setminus E(\delta^{j+1})$, and we would like to apply (2) here. For this it is enough to show that f_{j+1}^* is not a δ^{j+1} -switching ear. From Remark 8.2 we know that $\alpha = \alpha^m$ contains no δ^m -switching ear, and this is easily inherited down the process, so that α^i contains no δ^i -switching ear for $i = m-1, \dots, j+1$. In particular, no edge in $E(\alpha^{j+1}) \setminus E(\delta^{j+1})$ is a δ^{j+1} -switching ear.

Thus at the end of the process we obtain that the dual subgraph $\delta_1 = \delta^1$ of $H_1^* = (H^1)^*$ inherits all the way down from δ a bipolar sign assignment. Moreover, we have an additional piece of information on the sign assignment of δ_1 , which turns out to be crucial in the next step: if $f_1^* \notin E(\delta_1)$, then f_1^* is not a δ_1 -switching ear.

In the next step, we show that δ_2 gets a sign assignment naturally inherited from the one of δ_1 . We first consider the case of $f_1^* \in E(\delta_1)$. Note that f_1^* cannot appear twice in one facial walk of δ_1 since it is bipolar. In this case the facial walks of δ_1 and δ_2 are the same, with the following exception: f_1^* is removed from the two walks containing it (and such a walk disappears from δ_2 completely if it was formed only by f_1^*). Hence, δ_2 indeed inherits the bipolar sign assignment on δ_1 .

We are left with the case of $f_1^* \notin E(\delta_1)$. Recall, from Section 8.1, that the rotation of edges around the end vertex of the loop-edge f_1^* in H_1^* is $f_1^*, e_1^*, e_2^*, \dots, e_s^*, f_1^*, g_1^*, g_2^*, \dots, g_t^*$. Let a (respectively, b) be the smallest (respectively, largest) index such that e_a^* (respectively, e_b^*) is in δ_2 . Similarly, let c (respectively, d) be the smallest (respectively, largest) index such that g_c^* (respectively, g_d^*) belongs to δ_2 . If there are no such edges of δ_2 , then we simply leave a, b or c, d undefined.

In this case we see that the facial walks of δ_1 and δ_2 are again the same, unless all indices a, b, c, d are defined. In the latter case, there is a facial walk U_1 of δ_1 that includes e_a^* followed

by g_d^* , and a facial walk W_1 of δ_1 that includes e_b^* followed by g_c^* . Now (and this is essential), since f_1^* is not a δ_1 -switching ear, it follows that U_1 and W_1 have the same sign. In δ_2 , on the other hand; instead of U_1 we have a facial walk U_2 that includes e_a^* followed by e_b^* , and instead of W_1 we have a facial walk W_2 that includes g_c^* followed by g_d^* . Then we simply give to U_2 and to W_2 the common sign of U_1 and W_1 , which makes no change to local sign situation of any edge of δ_2 . So, we are again done with δ_2 inheriting the bipolar sign assignment of δ_1 (which was itself naturally inherited from the one on δ).

8.3 Proof of (c')

To prove (c') we take a closed walk ω that odd-leaps δ , and use ω to produce, via a closed walk that odd-leaps δ_1 , a closed walk that odd-leaps δ_2 . The main difficulty here is that the subgraph in H_2^* induced by ω may not be a closed walk, after the cutting-through- α process. To resolve this complication, we will need to “re-join” the components of the subgraph induced by ω in H_2^* , in such a way that the final result maintains the odd-leapiness property.

The existence of a closed walk ω in H^* that odd-leaps δ is hypothesis (c) in the statement of the lemma. We let ω_1 denote the subgraph in H_1^* induced by the edges of ω . Since ω_1 is obtained by contracting edges of ω , then ω_1 indeed is a closed walk in H_1^* . We mention that ω_1 might contain the edge f_1^* , which we will resolve later.

Similarly as in the proof of (b'), to keep track of what happens to ω throughout the contraction process, we let $\omega^m := \omega$, and $\omega^j := \omega^{j+1}/f_{j+1}^*$ for $j = m-1, m-2, \dots, 1$. Note that $\omega_1 = \omega^1$. Using the fact (established in the proof of (b')) that f_j^* is not a δ^j -switching ear for $j = m, m-1, \dots, 2$, it is easily seen that the property that $\omega = \omega^m$ is a closed walk that odd-leaps $\delta = \delta^m$ is inherited to ω^j, δ^j for all $j = m-1, \dots, 1$. Thus $\omega_1 = \omega^1$ is a closed walk that odd-leaps $\delta_1 = \delta^1$.

Now ω_1 may contain the loop f_1^* , but since f_1^* is not a δ_1 -switching ear (again, we showed this in the proof of (b')), in this case we may remove f_1^* from ω_1 (as many times as it occurs), and it is immediately verified that the result is a closed walk ψ_1 that odd-leaps δ_1 and does not contain f_1^* .

Having achieved the first intermediate goal of finding suitable ψ_1 that odd-leaps δ_1 , we moreover find a closed walk ϕ_1 in H_1^* that even-leaps δ_1 ; this ϕ_1 will be useful in the “re-joining” process outlined above. Recall from Remark 8.2 that β contains no δ -switching ear, and so β even-leaps δ (cf. Remark 7.2). Similarly as above, we let $\phi^m := \beta$, and $\phi^j := \phi^{j+1}/f_{j+1}^*$ for $j = m-1, m-2, \dots, 1$. An identical argument to the one we used above to show that ω^j odd-leaps δ^j , now yields that each ϕ^j is a closed walk that even-leaps δ^j , for all $j = m-1, \dots, 1$. We let $\phi_1 := \phi^1$.

We actually have (and will need) more information on the walk ϕ_1 . Since α and β are in a one-leap position, it follows that (i) ϕ_1 as a heir of β passes through the vertex j_1^* incident with the loop-edge f_1^* exactly once; and (ii) one of the edges in ϕ_1 incident with j_1^* is in $\{e_1^*, e_2^*, \dots, e_s^*\}$, and the other is in $\{g_1^*, g_2^*, \dots, g_t^*\}$. At an informal level, ϕ_1 “crosses” (as opposed to “tangentially intersects”) the loop edge f_1^* at j_1^* , and it does so only once.

We finally use ψ_1 and ϕ_1 together to achieve the last goal, constructing a closed walk τ_2 in H_2^* that odd-leaps δ_2 . The overall idea is very simple. Denote by ϕ_2 the open walk in H_2^* induced by the edges of ϕ_1 , with the ends ℓ_2^* and r_2^* (recall that j_1^* has been split into ℓ_2^* and r_2^* while constructing H_2^*). Now, to construct the desired τ_2 in H_2^* , we follow the edges of ψ_1 in order, and each time we encounter an edge from $\{e_1^*, \dots, e_s^*\}$ immediately followed by one from $\{g_1^*, \dots, g_t^*\}$ (or vice versa), we suspend at ℓ_2^* and concatenate one whole turn of ϕ_2 from ℓ_2^* to r_2^* (respectively, one reversed turn of ϕ_2 from r_2^* to ℓ_2^*). Then we resume from r_2^* (respectively, ℓ_2^*) with the next edge of ψ_1 , until finishing all of its edges. This clearly results in a closed walk

τ_2 in H_2^* .

The last step is to prove that, indeed, τ_2 odd-leaps δ_2 . Let τ_1 be the closed walk in H_1^* induced by the edges of τ_2 (i.e., the lift of τ_2). By the construction of H_2^* and δ_2 from H_1^* and δ_1 (see in the proof of (b')), it is clear that τ_2 odd-leaps δ_2 iff τ_1 odd-leaps δ_1 . The latter holds true simply by applying (possibly iteratively) Observation 7.4(4) with $W := \psi_1$, $W' := \phi_1$, $D := \delta$ and $v := j_1^*$.

8.4 Proof of (d')

By (c'), we know that there is a closed walk in H_2^* that odd-leaps δ_2 , and so there exists a δ_2 -switching ear there by Observation 7.4(3). Let σ_2 denote a shortest δ_2 -switching ear in H_2^* . To prove (d'), it suffices to show that then there exists a δ -switching ear ϱ in H^* of length at most $\|\sigma_2\| + \frac{1}{2}\|\alpha\|$.

Let u^* and v^* be the ends of σ_2 , and let h_u^* and h_v^* be their corresponding end-half-edges. The strategy here is to understand the lift of σ_2 in H^* , that is the subgraph σ of H^* induced by the edges of σ_2 . First, note that σ in H^* is not necessarily connected; in fact, it may consist of up to three components if both of the dual vertices ℓ_2^*, r_2^* belong to σ_2 (cf. Figure 8). On the other hand, it is easy to see that the ‘‘breaking points’’ of σ are all incident to α . More precisely, $\sigma \cup \alpha$ is connected. Second, we pay attention to δ_2 and δ ; clearly, δ_2 contains one or both of ℓ_2^*, r_2^* if and only if δ intersects α in H^* .

We now start a case analysis of the relation of σ and δ to the vertices ℓ_2^*, r_2^* . In the easiest instance, σ_2 includes neither ℓ_2^* nor r_2^* . Then $\sigma = \sigma_2$ (regardless of δ), and by the way the bipolar sign assignment on H_2^* is inherited from the bipolar sign assignment on H^* , it follows that the δ_2 -polarity of each of the half-edges h_u^* and h_v^* equals its δ -polarity. Therefore, σ itself is a δ -switching ear of the same length, and we are done by setting $\varrho := \sigma$.

The situation is similarly easy when σ_2 contains one or both of ℓ_2^*, r_2^* , but δ_2 includes neither ℓ_2^* nor r_2^* . Then δ is disjoint from α in H^* and so the ends u^*, v^* are not on α . Consequently, unless σ itself is a δ -switching ear as previously, we can reconnect the two components of σ incident to δ (a possible third component of σ can be safely ignored here) with a shorter subpath of α . This results in a δ -switching ear ϱ of length at most $\|\sigma_2\| + \frac{1}{2}\|\alpha\|$.

In the rest of the proof we may thus assume that each of σ_2 and δ_2 includes at least one of ℓ_2^*, r_2^* (not necessarily the same one). This in particular means that δ intersects α in H^* . It will be useful in the upcoming arguments to notice that the meaning of δ -polarity can be consistently *extended* to any half-edge incident to $V(\alpha) \setminus V(\delta)$. Indeed, any dual vertex $w^* \in V(\alpha) \setminus V(\delta)$ belongs to some δ -ear $\pi \subseteq \alpha$, and the ends of π are of the same δ -polarity by Remark 8.2. We assign this δ -polarity value (of the ends of π) to any half-edge incident with w^* .

Our more detailed strategy for finishing the proof of (d') is to find a suitable $(\delta \cup \alpha)$ -ear $\vartheta \subseteq \sigma$ in H^* , and apply the following claim to it (which readily implies (d')):

Claim 8.3. *Let ϑ be a $(\delta \cup \alpha)$ -ear such that the end-half-edges of ϑ are of distinct extended δ -polarity. Then there exists a δ -switching ear $\varrho \supseteq \vartheta$ of length at most $\|\vartheta\| + \frac{1}{2}\|\alpha\|$.*

Proof. Let x^*, y^* be the ends of ϑ . At least one of the ends, say x^* , belongs to $V(\alpha) \setminus V(\delta)$, or else we are trivially done. Let $\pi_x \subseteq \alpha$ denote the δ -ear on α that x^* belongs to. We choose a shortest subpath $\pi'_x \subseteq \pi_x$ from x^* to δ . If $y^* \in V(\alpha) \setminus V(\delta)$, too, then we analogously find π_y and π'_y and we remark that $\pi_y \neq \pi_x$ since the ends of ϑ are of distinct extended δ -polarity. Otherwise, we set $\pi_y = \pi'_y := \emptyset$. Clearly, $\varrho := \pi'_x \cup \vartheta \cup \pi'_y$ is a δ -switching ear. Furthermore, $\|\pi'_x\| + \|\pi'_y\| \leq \frac{1}{2}\|\pi_x\| + \frac{1}{2}\|\pi_y\| \leq \frac{1}{2}\|\alpha\|$. \blacksquare

Based on the assumption that each of σ_2 and δ_2 includes at least one of ℓ_2^*, r_2^* , the following complete case analysis will be considered in finishing the proof:

- (i) $V(\sigma_2) \cap V(\delta_2) \supseteq \{\ell_2^*, r_2^*\}$,
- (ii) $V(\sigma_2) \cap \{\ell_2^*, r_2^*\} = \{\ell_2^*\}$, up to symmetry between ℓ_2^* and r_2^* , and $\ell_2^* \in V(\delta_2)$,
- (iii) $V(\delta_2) \cap \{\ell_2^*, r_2^*\} = \{\ell_2^*\}$, up to symmetry between ℓ_2^* and r_2^* , and $r_2^* \in V(\sigma_2)$.

In case (i), since σ_2 is a δ_2 -ear, we get that the ends u^* and v^* of σ_2 are ℓ_2^* and r_2^* (in either order), and so σ is a $(\delta \cup \alpha)$ -ear. By the way the bipolar sign assignment on H_2^* is inherited from the one on H^* , we see that the mutually distinct δ_2 -polarity values of h_u^* and h_v^* are the same as their extended δ -polarities. Hence Claim 8.3 applies to $\vartheta := \sigma$.

Case (ii) is similar to previous case (i); we again get that ℓ_2^* is one of the ends of σ_2 , and so σ is a $(\delta \cup \alpha)$ -ear. Hence, analogously, Claim 8.3 applies to $\vartheta := \sigma$.

Case (iii) is the most interesting one. Here $r_2^* \notin V(\delta_2)$ is not an end of σ_2 , and so σ_2 consists of two subpaths σ_2' and σ_2'' sharing r_2^* . Their lifts σ' and σ'' in H^* are each a $(\delta \cup \alpha)$ -ear. Note that ℓ_2^* may be one of the ends of σ_2 , if $V(\sigma_2) \supseteq \{\ell_2^*, r_2^*\}$, but this does not harm our arguments. Since $r_2^* \notin V(\delta_2)$, the ends of σ' and σ'' on α are of the same extended δ -polarity (though they need not belong to the same δ -ear of α). Now, since the δ -polarities (this time not extended) of the other ends h_u^*, h_v^* of σ' and σ'' are mutually distinct, one of σ', σ'' has ends of distinct extended δ -polarity. We thus again finish by Claim 8.3.

9 Removing the density requirement

Our algorithmic technique proving Theorem 3.11 in Section 5 starts with a graph on a non-planar surface, and brings the graph to the plane without introducing too many crossings. As mentioned before, focusing only on surface surgery in this planarization process would inevitably require a certain lower bound on the density of the original embedding. However, we can naturally combine this algorithm with some previous algorithmic results on inserting a *small* number of edges into a planar graph, to obtain a polynomial algorithm with essentially the same approximation ratio but without the density requirement. This combined approach can be sketched as follows:

1. As long as the embedding density requirement of Theorem 3.11 is violated, we cut the surface along the violating loops. Let $K \subseteq E(G)$ be the set of edges affected by this; we know that $|K|$ is small, bounded by a function of g and $\Delta(G)$. Let $G_K := G - K$.
2. By Theorem 3.6, applied to G_K , we obtain a suitable set $F \subseteq E(G_K)$ such that $G_{KF} := G_K - F$ is plane.
3. In [9], we have developed fine-tuned efficient methods of dealing with insertion of multiple edges into a planar graph, such that the resulting crossing number is not too high. Here, we would like to apply those methods to insert the edges of K (a small set) back to G_{KF} , and simultaneously apply Theorem 3.6 to insert F (a rather large set compared to K) again to G_{KF} . The number of possibly arising mutual crossings $|F| \cdot |K|$ is negligible, but the real trouble is that the methods of [9] are generally allowed to change the planar embedding of G_{KF} with the insertion of K , and hence the insertion routes assumed by Theorem 3.6 may no longer exist after the application. Fortunately, the number of the insertion routes for F is bounded in the genus (unlike $|F|$), and so the methods of [9] can be adapted to respect these computed routes for F without a big impact on its approximation ratio.

Unfortunately, turning this simple sketch into a formal proof would not be short, due to the necessity to bring up many technical definitions and fine algorithmic details from [9]. That is why we consider another option, allowing a short self-contained proof at the expense of giving

a weaker approximation guarantee. We use the following simplified formulation of the main result of [9]. For a graph H and a set of edges K with ends in $V(H)$, but $K \cap E(H) = \emptyset$, let $H + K$ denote the graph obtained by adding the edges K into H .

Theorem 9.1 (Chimani and Hliněný [9]). *Let H be a connected planar graph with maximum degree Δ , K an edge set with ends in $V(H)$ but $K \cap E(H) = \emptyset$. There is a polynomial-time algorithm that finds a drawing of $H + K$ in the plane with at most $d \cdot \text{cr}(H + K)$ crossings, where d is a constant depending only on Δ and $|K|$ (more precisely, linear in Δ and quadratic in $|K|$). In this drawing, subgraph H is drawn planarly, i.e., all crossings involve at least one edge of K .*

To complete the proof of the main result, we will now prove the theorem below, which is a reformulation of Theorem 1.4(b).

Theorem 9.2. *Let $g > 0$ and Δ be integer constants. Assume G is a graph of maximum degree Δ embeddable in Σ_g . There is a polynomial time algorithm that outputs a drawing of G in the plane with at most $c_2 \cdot \text{cr}(G)$ crossings, where c_2 is a constant depending on g and Δ .*

Proof. Let c'_2 , depending on g and Δ , be as in Theorem 3.11. Note that, since our estimates are only asymptotic, we may always assume $\Delta \geq 4$. Let $r_0 = 5 \cdot 2^{g-1} \lfloor \Delta/2 \rfloor$. Since r_0 is nondecreasing in g , we may just fix it for the rest of the proof (in which we are going to possibly decrease the genus). We may assume that G is connected, since otherwise we split the problem into subproblems on the connected components. If $\text{ewn}^*(G) < r_0$, let γ be the witnessing dual cycle of G . We cut G along γ , and repeat this operation until we arrive at an embedded graph $G_K \subseteq G$ of genus $g_K < g$ such that $\text{ewn}^*(G_K) \geq r_0$. Let $K = E(G) \setminus E(G_K)$ be the severed edges, where $|K| \leq gr_0$ is bounded.

If $g_K = 0$, then we simply finish by applying Theorem 9.1. Otherwise, we apply Theorem 3.11 to G_K in Σ_{g_K} (the surface of genus g_K), which yields a drawing G_K° of G_K in the plane with $k \leq c'_2 \cdot \text{cr}(G_K)$ crossings. Let $F \subseteq E(G_K)$ be the subset of edges that are crossed in G_K° . In the drawing G_K° we now replace each crossing by a new subdividing vertex. This gives a planarly embedded graph G'_K that contains a planarly embedded subdivision G'_{KF} of $G_K - F$. Let $F_2 = E(G'_K) \setminus E(G'_{KF})$. By simple counting of edges incident to the new vertices replacing crossings in G_K° , we get $|F_2| \leq 4k \leq 4c'_2 \cdot \text{cr}(G_K)$. (In fact, using further arguments explicitly considering the planarizing edges computed by the algorithm of Theorem 3.6 as F , this inequality can be improved to $|F_2| \leq 2k$.)

Now we apply Theorem 9.1 to $H = G'_{KF}$ and K (from the beginning of the proof). This gives us a factor d and a drawing G'_F of $G'_{KF} + K$ with at most $d \cdot \text{cr}(G'_{KF} + K)$ crossings in the plane. The final task is to put back the edges of F_2 into G'_F ; note, however, that the planar subembedding of G'_{KF} within G'_F is generally different from the original embedding of G'_{KF} within G'_K .

For the latter task we use the following technical claim:

Claim 9.3 (Hliněný and Salazar [22, Lemma 2.4], see also [8, Lemma 5]). *Suppose that H is a connected graph embedded in the plane, and $f \notin E(H)$ is an edge joining vertices of H such that $H + f$ is a planar graph (not necessarily using the same embedding H). Then there exists a planar embedding H_0 of $H + f$ such that the following holds for any edge $e \notin E(H)$ joining vertices of H : If e can be drawn in H with ℓ crossings, then e can be drawn in H_0 with at most $\ell + 2 \cdot \lfloor \Delta(H)/2 \rfloor$ crossings.*

We remark that the original formulation of [22, Lemma 2.4] did not state that the planar drawing H_0 is the same one for all possibly added edges e , but this extension follows already from the proof in [22]. Moreover, Claim 9.3 is a special case of [8, Lemma 5] (for $d = 2$ there).

To proceed with our proof, assume that every edge $e \in K$ can be drawn in G'_{KF} with ℓ_e crossings, and let $F_2 = \{f_1, f_2, \dots, f_a\}$. By induction on $i = 0, 1, \dots, a = |F_2|$, we show that there is a suitable planar embedding H_i of $G'_{KF} + f_1 + \dots + f_i$, such that every $e \in K$ can be drawn in H_i with at most $\ell_e + 2i \cdot \lfloor \Delta(H_{i-1})/2 \rfloor$ crossings. This is trivial for $i = 0$, and the induction step is immediate from an application of Claim 9.3 to $H = H_{i-1}$, $f = f_i$, and $\ell = \ell_e + 2(i-1) \cdot \lfloor \Delta(H_{i-2})/2 \rfloor$. Note that the assumptions of Claim 9.3 are satisfied at each step since $G'_{KF} + F_2$ is planar.

We remark that the resulting planar embedding H_a of G'_K may be different from the embedding of G'_K we started with above.

We now count all crossings on the edges of K . We have $\Delta(H_a) \leq \Delta$ since $\Delta \geq 4$ and G'_K has vertex degrees bounded by those of G besides the added crossing vertices. By the previous inductive argument, every $e \in K$ can be (independently) drawn in H_a with at most $\ell_e + 2|F_2| \cdot \lfloor \Delta/2 \rfloor$ crossings. Recall also that $\sum_{e \in K} \ell_e \leq d \cdot cr(G'_{KF} + K)$ by Theorem 9.1. Then there are at most $|K|^2/2$ possible crossings between pairs of edges from K . Altogether, all the edges of K can be drawn (simultaneously) into planar H_a with at most $\sum_{e \in K} \ell_e + 2a \cdot \lfloor \Delta/2 \rfloor \cdot |K| + |K|^2/2 \leq d \cdot cr(G'_{KF} + K) + 2|F_2| \cdot \lfloor \Delta/2 \rfloor \cdot |K| + |K|^2/2$ crossings.

The final task is to algorithmically construct the planar embedding H_a as above from starting G'_{KF} , and then to draw the edges of K into H_a . The latter can be solved in quadratic time by a breadth-first search in the dual of H_a , applied to each edge of K separately. and postprocessing of multiple crossings as in the proof of Theorem 3.6. For the former, a construction of the embedding H_a , one can check that all the steps of the proofs of [22, Lemma 2.4] and [8, Lemma 5] are constructive and can be done in polynomial time. Furthermore, there is a linear-time algorithm for inserting an edge into a planar graph [18] which, applied to $H = H_{i-1}$ and $f = f_i$, achieves exactly the same planar embedding as in the proof of Claim 9.3.

By turning the vertices of $V(G'_K) \setminus V(G_K)$ back into edge crossings of G_K , the whole procedure leads to a drawing of $G_K + K = G$ with at most the number of crossings

$$\begin{aligned} & c'_2 \cdot cr(G_K) + d \cdot cr(G'_{KF} + K) + 2\lfloor \Delta/2 \rfloor \cdot |K| \cdot |F_2| + |K|^2/2 \\ & \leq c'_2 \cdot cr(G) + d \cdot cr(G) + \Delta \cdot gr_0 \cdot 4c'_2 cr(G) + (gr_0)^2/2 \\ & \leq (c'_2 + d + 4\Delta gr_0 c'_2) \cdot cr(G) + g^2 r_0^2/2. \end{aligned}$$

Since $cr(G) \geq 1$, it suffices to set $c_2 = c'_2 + d + 4\Delta gr_0 c'_2 + g^2 r_0^2/2$ which is a constant depending only on g and Δ . For the sake of completeness, we remark the asymptotically dominating term in the expression for c_2 is $\Delta gr_0 c'_2$ which grows with Δ^4 and 16^g . \square

10 Concluding remarks

There are several natural questions that arise in connection with our research.

Extension to nonorientable surfaces. One can wonder whether our results, namely about approximating planar crossing number of an embedded graph, can also be extended to nonorientable surfaces of higher genus. Indeed, the upper-bound result of [3] holds for any surface, and there is an algorithm to approximate the crossing number for graphs embeddable in the projective plane [17]. We currently do not see any reason why such an extension would be impossible.

However, the individual steps become much more difficult to analyze and tie together, since the ‘‘cheapest’’ cut through the embedding can cut (a) a handle along a two-sided loop, (b) a twisted handle along a two-sided loop, or (c) a crosscap along a one-sided loop. Hence it then does not suffice to consider toroidal grids as the sole base case (and a usable definition

of “nonorientable stretch” should reflect this), but the lower bound may also arise from a projective or Klein-bottle grid minor. Already for the latter, there are currently no non-trivial results known. We thus leave this direction for future investigation.

Dependency of the constants in Theorem 1.4 on Δ and g . Taking a toroidal grid with sufficiently multiplied parallel edges (possibly subdividing them to obtain a simple graph) easily shows that a relation between the toroidal expanse and the crossing number must involve a factor of $\Delta(G)^2$. Regarding an efficient approximation algorithm for the crossing number, avoiding a general dependency on the maximum degree seems also difficult—as various related algorithmic approximation results for the crossing number, e.g., [3, 7–9, 12, 17], depend on the maximum degree, too. However, considering the so-called minor crossing number (see below), one can avoid this dependency at least in a special case of the torus.

The exponential dependency of the constants and the approximation ratio on g , on the other hand, is very interesting. It pops up independently in multiple places within the proofs, and these occurrences seem unavoidable on a local scale, when considering each inductive step independently. However, it seems very hard to construct any example where such an exponential jump or decrease can actually be observed. It might be that a different approach with a global view can reduce the dependency in Theorem 1.4 to some *poly*(g) factor, cf. also [12].

Toroidal grids and minor crossing number. The *minor crossing number* $mcr(G)$ [2] is the smallest crossing number over all graphs H that have G as a minor. Hence it is, by definition and in contrast to the traditional crossing number, a well-behaved minor-monotone parameter. In general, however, minor crossing number is not any easier to compute [19] than ordinary crossing number.

One can, perhaps, build a similar theory as we did in this paper, with face-width, the minor crossing number and the so called “face stretch” (which is a natural counterpart of stretch in this context). The immediate advantage of such approach would be in removing the dependency on the maximum degree Δ , which we have discussed just above.

In fact, by adapting the techniques of our paper to this new setting we are able to prove that the toroidal expanse of a *toroidal* graph G is within constant factor lower and upper bounds of the minor crossing number of G (independently of $\Delta(G)$). Consequently, the minor crossing number can be efficiently approximated for toroidal graphs up to a constant factor independent of $\Delta(G)$. However, the a priori unexpected technical complications surrounding this adaptation seem to make it hardly extendable to higher-genus surfaces. We thus abandon this line of potential research.

Acknowledgments

We would like to thank the anonymous referee for extensive comments and suggestions which helped us to improve the quality and readability of this paper.

References

- [1] Lowell W. Beineke and Richard D. Ringeisen, *On the crossing numbers of products of cycles and graphs of order four*, J. Graph Theory **4** (1980), no. 2, 145–155.
- [2] Drago Bokal, Gašper Fijavž, and Bojan Mohar, *The minor crossing number*, SIAM J. Discrete Math. **20** (2006), no. 2, 344–356.
- [3] Károly J. Böröczky, János Pach, and Géza Tóth, *Planar crossing numbers of graphs embeddable in another surface*, Internat. J. Found. Comput. Sci. **17** (2006), no. 5, 1005–1015.

- [4] Richard Brunet, Bojan Mohar, and R. Bruce Richter, *Separating and nonseparating disjoint homotopic cycles in graph embeddings*, J. Combin. Theory Ser. B **66** (1996), no. 2, 201–231.
- [5] Sergio Cabello, *Hardness of Approximation for Crossing Number*, Discrete Comp. Geom. **49** (2013), 348–358.
- [6] Sergio Cabello, Markus Chimani, and Petr Hliněný, *Computing the Stretch of an Embedded Graph*, SIAM J. Discrete Math. **28** (2014), no. 3, 1391–1401.
- [7] Sergio Cabello and Bojan Mohar, *Crossing number and weighted crossing number of near-planar graphs*, Algorithmica **60** (2011), no. 3, 484–504.
- [8] Markus Chimani, Petr Hliněný, and Petra Mutzel, *Vertex insertion approximates the crossing number of apex graphs*, European J. Combin. **33** (2012), no. 3, 326–335.
- [9] Markus Chimani and Petr Hliněný, *A tighter insertion-based approximation of the crossing number*, J. Comb. Optim. **33** (2017), 1183–1225.
- [10] Maurits de Graaf and Alexander Schrijver, *Grid minors of graphs on the torus*, J. Combin. Theory Ser. B **61** (1994), no. 1, 57–62.
- [11] Matt DeVos, Ken-ichi Kawarabayashi, and Bojan Mohar, *Locally planar graphs are 5-choosable*, J. Combin. Theory Ser. B **98** (2008), no. 6, 1215–1232.
- [12] Hristo N. Djidjev and Imrich Vrt'o, *Planar Crossing Numbers of Graphs of Bounded Genus*, Discrete Comput. Geom. **48** (2012), no. 2, 393–415.
- [13] Vida Dujmović, Ken-ichi Kawarabayashi, Bojan Mohar, and David R. Wood, *Improved upper bounds on the crossing number*, Computational geometry (SCG'08), ACM, New York, 2008, pp. 375–384.
- [14] Joseph R. Fiedler, John P. Huneke, R. Bruce Richter, and Neil Robertson, *Computing the orientable genus of projective graphs*, J. Graph Theory **20** (1995), no. 3, 297–308.
- [15] Steve Fisk and Bojan Mohar, *Coloring graphs without short nonbounding cycles*, J. Combin. Theory Ser. B **60** (1994), no. 2, 268–276.
- [16] Enrique Garcia-Moreno and Gelasio Salazar, *Bounding the crossing number of a graph in terms of the crossing number of a minor with small maximum degree*, J. Graph Theory **36** (2001), no. 3, 168–173.
- [17] Isidoro Gitler, Petr Hliněný, Jesús Leaños, and Gelasio Salazar, *The crossing number of a projective graph is quadratic in the face-width*, Electron. J. Combin. **15** (2008), no. 1, Research paper 46, 8.
- [18] C. Gutwenger and P. Mutzel and R. Weiskircher, *Inserting an edge into a planar graph*, Algorithmica **41** (2005), no. 4, 289–308.
- [19] Petr Hliněný, *Crossing number is hard for cubic graphs*, J. Combin. Theory Ser. B **96** (2006), no. 4, 455–471.
- [20] Petr Hliněný and Markus Chimani, *Approximating the crossing number of graphs embeddable in any orientable surface*, Proceedings of the Twenty-First Annual ACM-SIAM Symposium on Discrete Algorithms, SIAM, Philadelphia, PA, 2010, pp. 918–927.
- [21] Petr Hliněný and Gelasio Salazar, *Approximating the crossing number of toroidal graphs*, Algorithms and computation, Lecture Notes in Comput. Sci., vol. 4835, Springer, Berlin, 2007, pp. 148–159.
- [22] ———, *On the Crossing Number of Almost Planar Graphs*, Graph Drawing 2006, Lecture Notes in Comput. Sci., vol. 4372, Springer, Berlin, 2007, pp. 162–173.
- [23] Giuseppe F. Italiano and Yahav Nussbaum and Piotr Sankowski and Christian Wulff-Nilsen, *Improved algorithms for min cut and max flow in undirected planar graphs*, Proceedings of the 43rd ACM Symposium on Theory of Computing, STOC 2011, San Jose, CA, USA, 6-8 June 2011, 2011, pp. 313–322.
- [24] Hector A. Juarez and Gelasio Salazar, *Drawings of $C_m \times C_n$ with one disjoint family. II*, J. Combin. Theory Ser. B **82** (2001), no. 1, 161–165.
- [25] Marián Klešč, R. Bruce Richter, and Ian Stober, *The crossing number of $C_5 \times C_n$* , J. Graph Theory **22** (1996), no. 3, 239–243.
- [26] Martin Kutz, *Computing shortest non-trivial cycles on orientable surfaces of bounded genus in almost linear time*, Computational geometry (SCG'06), ACM, New York, 2006, pp. 430–438.
- [27] Bojan Mohar, *Uniqueness and minimality of large face-width embeddings of graphs*, Combinatorica **15** (1995), no. 4, 541–556.
- [28] ———, *A linear time algorithm for embedding graphs in an arbitrary surface*, SIAM J. Discrete Math. **12** (1999), no. 1, 6–26.
- [29] Bojan Mohar and Neil Robertson, *Disjoint essential cycles*, J. Combin. Theory Ser. B **68** (1996), no. 2, 324–349.

- [30] Bojan Mohar and Carsten Thomassen, *Graphs on surfaces*, Johns Hopkins Studies in the Mathematical Sciences, Johns Hopkins University Press, Baltimore, MD, 2001.
- [31] János Pach and Géza Tóth, *Crossing number of toroidal graphs*, Topics in discrete mathematics, Algorithms Combin., vol. 26, Springer, Berlin, 2006, pp. 581–590.
- [32] Richard D. Ringeisen and Lowell W. Beineke, *The crossing number of $C_3 \times C_n$* , J. Combin. Theory Ser. B **24** (1978), no. 2, 134–136.
- [33] Neil Robertson and Paul D. Seymour, *Graph minors. VII. Disjoint paths on a surface*, J. Combin. Theory Ser. B **45** (1988), no. 2, 212–254.
- [34] ———, *Graph minors. XX. Wagner’s conjecture*, J. Combin. Theory Ser. B **92** (2004), no. 2, 325–357.
- [35] Alexander Schrijver, *Graphs on the torus and geometry of numbers*, J. Combin. Theory Ser. B **58** (1993), no. 1, 147–158.
- [36] John Stillwell, *Classical topology and combinatorial group theory*, 2nd ed., Graduate Texts in Mathematics, vol. 72, Springer-Verlag, New York, 1993.
- [37] Carsten Thomassen, *Five-coloring maps on surfaces*, J. Combin. Theory Ser. B **59** (1993), no. 1, 89–105.
- [38] ———, *Trees in triangulations*, J. Combin. Theory Ser. B **60** (1994), no. 1, 56–62.
- [39] David R. Wood and Jan Arne Telle, *Planar decompositions and the crossing number of graphs with an excluded minor*, New York J. Math. **13** (2007), 117–146.
- [40] Xingxing Yu, *Disjoint paths, planarizing cycles, and spanning walks*, Trans. Amer. Math. Soc. **349** (1997), no. 4, 1333–1358.