

Probing the Top-Yukawa Coupling in Associated Higgs production with a Single Top Quark

Jung Chang¹, Kingman Cheung^{1,2}, Jae Sik Lee³, and Chih-Ting Lu¹

¹ *Department of Physics, National Tsing Hua University, Hsinchu 300, Taiwan*

² *Division of Quantum Phases and Devices, School of Physics,
Konkuk University, Seoul 143-701, Republic of Korea*

³ *Department of Physics, Chonnam National University,
300 Yongbong-dong, Buk-gu, Gwangju, 500-757, Republic of Korea*

(Dated: March 25, 2021)

Abstract

Associated production of the Higgs boson with a single top quark proceeds through Feynman diagrams, which are either proportional to the hWW , top-Yukawa, or the bottom-Yukawa couplings. It was shown in literature that the interference between the top-Yukawa and the gauge-Higgs diagrams can be significant, and thus the measurement of the cross sections can help pin down the sign and the size of the top-Yukawa coupling. Here we perform a detailed study with full detector simulations of such a possibility at the LHC-14 within the current allowed range of hWW and top-Yukawa couplings, using $h \rightarrow b\bar{b}$, $\gamma\gamma$, $\tau^+\tau^-$, $ZZ^* \rightarrow 4\ell$ modes. We found that the LHC-14 has the potential to distinguish the size and the sign of the top-Yukawa coupling. Among the channels the $h \rightarrow b\bar{b}$ mode provides the best chance to probe the signal, followed by the $h \rightarrow \gamma\gamma$ mode, which has the advantage of a narrow reconstructed mass peak. We also pointed out that the spatial separation among the final-state particles has the potential in differentiating among various values of the top-Yukawa coupling.

I. INTRODUCTION

It has been established that the Higgs boson has been found at the Large Hadron Collider (LHC) [1, 2]. The measured properties of the Higgs boson are best described by the standard-model (SM) Higgs boson [3], which was proposed in 1960s [4]. The study [3] showed that the gauge-Higgs coupling $C_v \equiv g_{hWW} = 1.01^{+0.13}_{-0.14}$ is very close to the SM value, but the top- and bottom-Yukawa couplings cannot be determined as precise as C_v by the current data. In particular, since the Higgs boson cannot decay into a top-quark pair, the top-Yukawa coupling can only be determined as 0.00 ± 1.18 ($0.80^{+0.16}_{-0.13}$) in the fit that allows (disallows) additional loop contributions to $h\gamma\gamma$ and hgg couplings¹. This is easy to understand because the top-Yukawa coupling only appears in the loops of $h\gamma\gamma$ and hgg in the gluon fusion process, and also because the top contribution is much smaller than the W -loop contribution in the $h\gamma\gamma$ coupling. Some other methods to determine the top-Yukawa are desired.

In literature, the most studied process of probing the top-Yukawa is associated Higgs production with a top-quark pair $pp \rightarrow t\bar{t}h$, which can directly determine the absolute value of the top-Yukawa coupling. However, the sign cannot be determined in this process. On the other hand, associated Higgs production with a single top quark has the potential of measuring the sign of the top-Yukawa coupling [5–11]. Just take an example of one of the processes that contribute to a single top quark and a Higgs boson in the final state, $qb \rightarrow thq'$ as shown in Fig. 1. Diagram (a) is proportional to the gauge-Higgs coupling and the diagram (b) is proportional to the top-Yukawa coupling. There is another diagram with the Higgs boson attached to the bottom-quark leg but is very small proportional to the bottom-Yukawa coupling. The interference between the top-Yukawa diagram and the gauge-Higgs diagram was shown to be significant and induces large variations in the total cross section with the size and the relative sign of the Higgs couplings to the gauge boson and the top quark. Therefore, if in the future the production cross section of a single top quark and a Higgs boson can be measured with sufficient accuracy, one can determine the size and the relative sign of the top-Yukawa coupling. In this work, we study associated Higgs production with a single top quark and the potential of measuring the size and the sign of top-Yukawa in the presence of backgrounds, with full detector simulations. This is

¹ If additional loop contributions to $h\gamma\gamma$ and hgg couplings are allowed, the top-Yukawa coupling is only loosely bounded due to a very small contribution of associated Higgs production with a $t\bar{t}$ pair to the current Higgs data.

the main objective of this work.

In addition to the above process, there are other processes that a single top quark and a Higgs boson can appear in the final state: $qg \rightarrow thq'\bar{b}$, $gb \rightarrow thW^-$, and $q\bar{q}' \rightarrow th\bar{b}$. Since additional or different particles appear in the final state, all these processes can be specifically identified, although the first process $qb \rightarrow thq'$ has the largest cross section.

In this work, we investigate various processes that contribute to the final states: $th + X$ with (i) $X = j$, (ii) $X = j + b$, (iii) $X = W$, and (iv) $X = b$. Here top quark t can decay semileptonically or hadronically, and the Higgs boson h can decay into $b\bar{b}$, $\gamma\gamma$, $ZZ^* \rightarrow 4\ell$, or $\tau^+\tau^-$. The $h \rightarrow WW^*$ mode is not considered here because of the Higgs boson cannot be fully reconstructed.

The organization is as follows. In the next section, we lay down the formalism and the calculation method. In Sec. III, we show the variation of cross sections when we vary the couplings. In Sec. IV, we calculate the event rates with detector simulations and estimate the feasibility at the LHC. We discuss and conclude in Sec. V.

II. FORMALISM

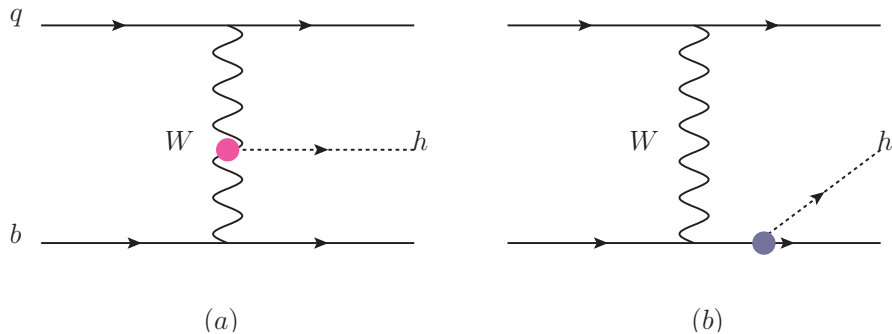


FIG. 1. Contributing Feynman diagrams for $qb \rightarrow thq'$.

The production processes that contribute to a single top quark and a Higgs boson plus anything else can be found in Figs. 1 – 4. We have marked in particular the vertices of hWW , htt , and hbb . The production cross sections depend on the relative size and sign of the gauge-Higgs and Yukawa couplings. Assuming that the Higgs boson is a generic

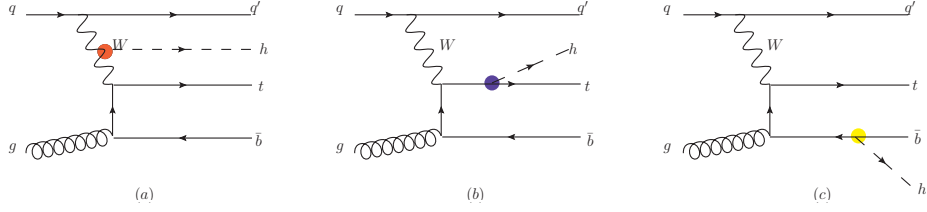


FIG. 2. Some of the contributing Feynman diagrams for $qq \rightarrow thq'\bar{b}$.

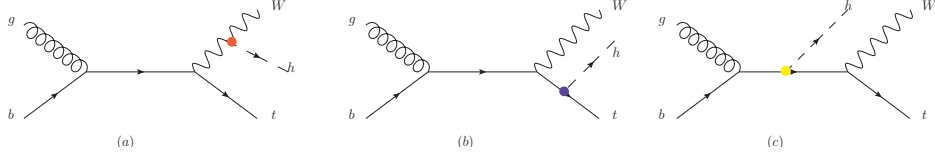


FIG. 3. Some of the contributing Feynman diagrams for $gb \rightarrow thW^-$.

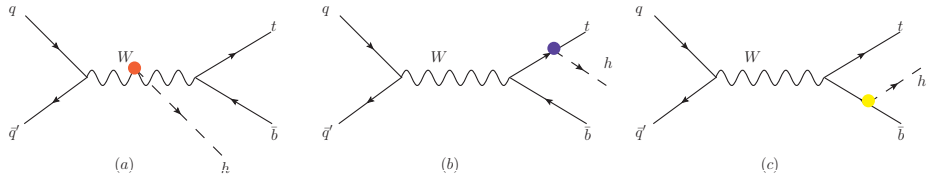


FIG. 4. Contributing Feynman diagrams for $qq' \rightarrow th\bar{b}$.

CP-mixed state, we can write the gauge-Higgs and Yukawa couplings as

$$\mathcal{L}_{hVV} = gm_W \left(g_{hWW} W_\mu^+ W^{-\mu} + g_{hZZ} \frac{1}{2c_W^2} Z_\mu Z^\mu \right) h, \quad (1)$$

$$\mathcal{L}_{hff} = - \sum_{f=t,b,c,\tau} \frac{gm_f}{2m_W} \bar{f} \left(g_{hff}^S + ig_{hff}^P \gamma_5 \right) f h. \quad (2)$$

Here only $f = t, b$ are relevant to the production cross sections of the processes in Fig. 1–4.

In the SM, $g_{hWW} = g_{hZZ} = g_{hff}^S = 1$ and $g_{hff}^P = 0$.

In order to calculate the event rates we have to consider the decay branching ratios of the Higgs boson, which depend on g_{hWW} , g_{hZZ} , $g_{hff}^{S,P}$, and a few more couplings, including $h\tau\tau$, hcc , $h\gamma\gamma$, and hgg . The amplitude for the decay process $h \rightarrow \gamma\gamma$ can be written as

$$\mathcal{M}_{h\gamma\gamma} = - \frac{\alpha m_h^2}{4\pi v} \left\{ S^\gamma(m_h) (\epsilon_{1\perp}^* \cdot \epsilon_{2\perp}^*) - P^\gamma(m_h) \frac{2}{m_h^2} \langle \epsilon_1^* \epsilon_2^* k_1 k_2 \rangle \right\}, \quad (3)$$

where $k_{1,2}$ are the momenta of the two photons and $\epsilon_{1,2}$ the wave vectors of the corresponding photons, $\epsilon_{1\perp}^\mu = \epsilon_1^\mu - 2k_1^\mu (k_2 \cdot \epsilon_1) / m_h^2$, $\epsilon_{2\perp}^\mu = \epsilon_2^\mu - 2k_2^\mu (k_1 \cdot \epsilon_2) / m_h^2$ and $\langle \epsilon_1 \epsilon_2 k_1 k_2 \rangle \equiv \epsilon_{\mu\nu\rho\sigma} \epsilon_1^\mu \epsilon_2^\nu k_1^\rho k_2^\sigma$. Including some additional loop contributions from new particles, the scalar and pseudoscalar

form factors, retaining only the dominant loop contributions from the third-generation fermions and W^\pm , are given by

$$\begin{aligned} S^\gamma(m_h) &= 2 \sum_{f=b,t,\tau} N_C Q_f^2 g_{hff}^S F_{sf}(\tau_f) - g_{hWW} F_1(\tau_W) + \Delta S^\gamma, \\ P^\gamma(m_h) &= 2 \sum_{f=b,t,\tau} N_C Q_f^2 g_{hff}^P F_{pf}(\tau_f) + \Delta P^\gamma, \end{aligned} \quad (4)$$

where $\tau_x = m_h^2/4m_x^2$, $N_C = 3$ for quarks and $N_C = 1$ for taus, respectively. For the loop functions of $F_{sf,pf,1}(\tau)$, we refer to, for example, Ref. [12]. The additional contributions ΔS^γ and ΔP^γ are due to additional particles running in the loop. In the SM, $P^\gamma = 0$ and $g_{hff}^S = g_{hWW} = 1$. The amplitude for the decay process $h \rightarrow gg$ can be written as

$$\mathcal{M}_{Hgg} = -\frac{\alpha_s m_h^2 \delta^{ab}}{4\pi v} \left\{ S^g(m_h) (\epsilon_{1\perp}^* \cdot \epsilon_{2\perp}^*) - P^g(m_h) \frac{2}{m_h^2} \langle \epsilon_1^* \epsilon_2^* k_1 k_2 \rangle \right\}, \quad (5)$$

where a and b ($a, b = 1$ to 8) are indices of the eight $SU(3)$ generators in the adjoint representation. Including some additional loop contributions from new particles, the scalar and pseudoscalar form factors are given by

$$\begin{aligned} S^g(m_h) &= \sum_{f=b,t} g_{hff}^S F_{sf}(\tau_f) + \Delta S^g, \\ P^g(m_h) &= \sum_{f=b,t} g_{hff}^P F_{pf}(\tau_f) + \Delta P^g. \end{aligned} \quad (6)$$

In the SM, $P^g = 0$ and $g_{hff}^S = 1$. In the decays of the Higgs boson, we can see that the partial width into $b\bar{b}$ depends on g_{hbb} , that into WW^* and ZZ^* depends on $g_{hWW,hZZ}$, and that into $\gamma\gamma$ and gg depends implicitly on all $g_{hWW,hZZ}$, $g_{htt}^{S,P}$, $g_{hbb}^{S,P}$, and $g_{h\tau\tau}^{S,P}$.

The dependence of the production cross sections and the decay branching ratios on g_{hWW} and $g_{hff}^{S,P}$ has been explicitly shown in the above equations. Since we are primarily interested in the relative size and sign of the gauge-Higgs and top- and bottom-Yukawa couplings, for bookkeeping purposes we use the following notation

$$C_v \equiv g_{hVV} = g_{hWW} = g_{hZZ}, \quad C_t^{S,P} \equiv g_{htt}^{S,P}, \quad C_b^{S,P} \equiv g_{hbb}^{S,P}. \quad (7)$$

We will show the variation of the cross sections in the next section.

III. VARIATION OF CROSS SECTIONS

In this section, we show the cross sections of the processes listed in the last section versus the top-Yukawa C_t^S and C_t^P . We use MADGRAPH [13] with the 5-flavor scheme (u, d, s, c, b

partons) for calculating the cross sections. We do not impose cuts as we are presenting the total cross sections here, except for the process $pp \rightarrow thjb$, where we have to impose cuts on the final state b, j to remove the divergences. We use CTEQ6 [14] for parton distribution functions with the renormalization/factorization scale equal to M_Z .

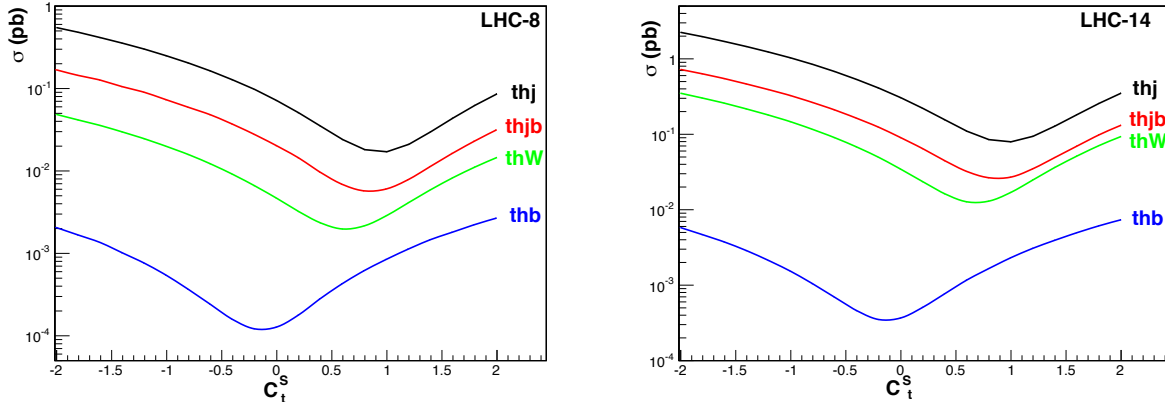


FIG. 5. Variation of the total cross sections versus C_t^S for $pp \rightarrow thX$ with $X = j, jb, W, b$ in the order of the size of cross sections at (a) LHC-8 and (b) LHC-14. We have taken $C_v = C_b^S = 1$ and $C_{t,b}^P = 0$. No cuts are imposed except for the second process $pp \rightarrow thjb$ in which we applied the cuts in Eq. (8) to remove the divergence.

A. $qb \rightarrow thq'$

The Feynman diagrams are shown in Fig. 1. We have also included the subprocesses with \bar{b} and all possible q and \bar{q} in the initial state. Therefore, both thj and $\bar{t}hj$ final states are included. It is clear that both couplings C_v and $C_t^{S,P}$ can affect the total cross sections, while C_b^S has a negligible effect because of the small b -quark mass.

In Fig. 5 we show the total cross sections of $pp \rightarrow thj$ (the curve at the top) versus C_t^S at the LHC-8 and LHC-14, and we have fixed $C_v = 1$ and $C_t^P = 0$. It is clear that the cross section depends crucially on the value of C_t^S . The minimum cross section of thj appears very near the SM value of $C_t^S = 1$. The cross section keeps increasing for C_t^S decreasing from 1 and for C_t^S increasing from 1. On the other hand, the effect of $C_b^{S,P}$ on the production cross section is very small ². In addition to the figure, we also show the cross sections for

² The cross section multiplied the branching ratio $\sigma(pp \rightarrow thj) \times B(h \rightarrow b\bar{b})$ strongly depends on $C_b^{S,P}$,

these four processes in Table I for $C_t^S = 1, 0, -1$. It is clear that the size of the cross sections decreases as $X = j > X = jb > X = W > X = b$.

B. $gq \rightarrow thq'\bar{b}$

Some of the contributing Feynman diagrams are shown in Fig. 2. Both $thj\bar{b}$ and $\bar{t}hjb$ final states are included. Note that one can regard this process as a higher-order correction to the process $qb \rightarrow thq'$ in the previous subsection when we do not tag the b -quark in the final state. In order to distinguish them, we impose a minimal set of cuts on the b and j (also needed to avoid the collinear divergence):

$$p_{T_b} > 25 \text{ GeV}, \quad |\eta_b| < 2.5; \quad p_{T_j} > 10 \text{ GeV}, \quad |\eta_j| < 5. \quad (8)$$

Also, this set of cuts is used to avoid the double-counting of the cross section against the process $qb \rightarrow thq'$ in the previous subsection. We show the variation of the cross sections of $pp \rightarrow thjb$ (the second curve from the top) versus C_t^S at the LHC-8 and LHC-14 in Fig. 5. The minimum cross section occurs at about $C_t^S = +0.85$, and the cross section increases approximately symmetric about this minimum point.

C. $gb \rightarrow thW$

Some of the contributing Feynman diagrams are shown in Fig. 3. Both thW^- and $\bar{t}hW^+$ final states are included. We show the variation of the cross sections of $pp \rightarrow thW$ (the third curve from the top) versus C_t^S at the LHC-8 and LHC-14 in Fig. 5. The minimum cross section occurs at about $C_t^S = +0.6$, and the cross section increases approximately symmetric about this minimum point.

D. $q\bar{q}' \rightarrow th\bar{b}$

The Feynman diagrams are shown in Fig. 4. Both $th\bar{b}$ and $\bar{t}hb$ final states are included. We show the variation of the cross sections of $pp \rightarrow thb$ (the bottom curve) versus C_t^S at

 because the partial width into $b\bar{b}$ is directly proportional to $\beta^2|C_b^S|^2 + |C_b^P|^2$ with $\beta^2 = 1 - 4m_b^2/m_h^2$. Other processes have similar features with the variation in $C_b^{S,P}$. The production cross section itself shows very small effects from $C_b^{S,P}$, but the cross section multiplied by the branching ratio $\sigma \times B(h \rightarrow b\bar{b})$ varies significantly with $C_b^{S,P}$.

TABLE I. The leading-order production cross sections in fb for the processes $pp \rightarrow th + X$ at 14 TeV (8 TeV) LHC, taking $C_v = C_b^S = 1$ and $C_{t,b}^P = 0$. We have not applied any cuts except for the case with $X = j + b$ for which we required $p_{T_b} > 25$ GeV, $|\eta_b| < 2.5$; $p_{T_j} > 10$ GeV, $|\eta_j| < 5$, see text for details.

	$\sigma(pp \rightarrow thX)$ [fb]			
	$X = j$	$X = j + b$	$X = W$	$X = b$
$C_t^S = +1$ (SM)	79.4 (17.1)	27.1 (5.95)	17.0 (2.89)	2.32(0.833)
$C_t^S = 0$	305 (71.4)	90.0 (19.8)	34.4 (4.66)	0.368 (0.126)
$C_t^S = -1$	1030 (249)	325 (72.8)	146 (19.8)	1.52 (0.536)

the LHC-8 and LHC-14 in Fig. 5. The minimum cross section occurs at about $C_t^S = -0.15$, which is far from the SM value, and the cross section increases approximately symmetric about this minimum point. Being different from the three processes considered before, $q\bar{q}' \rightarrow thb$ is an s -channel process mediated by a mostly off-shell W .

E. Variation of the cross sections versus C_t^P

So far we only concern the scalar component in the top-Yukawa coupling. In Eq. (2), we can also have the pseudoscalar component in the coupling, which is proportional to $i\gamma^5 g_{hff}^P$. In this subsection, we examine the variation of the cross sections when the pseudoscalar component is present in the $ht\bar{t}$ vertex. It was shown in Ref. [3] that the scalar and pseudoscalar components in $ht\bar{t}$ are constrained nontrivially, as shown in Fig. 10(c) of Ref. [3]. The C_t^S and C_t^P are roughly constrained by an elliptical equation, given by [3]

$$1 = \frac{(C_t^S)^2}{(0.86)^2} + \frac{(C_t^P)^2}{(0.56)^2}.$$

We can parameterize C_t^S and C_t^P by

$$C_t^S = 0.86 \cos \theta; \quad C_t^P = 0.56 \sin \theta. \quad (9)$$

The actual angle ϕ presented in the plane of (C_t^S, C_t^P) is related to θ by

$$\tan \phi \equiv \frac{C_t^P}{C_t^S} = \frac{0.56 \sin \theta}{0.86 \cos \theta} = 0.66 \tan \theta,$$

where the ranges of ϕ is $-\pi \leq \phi < \pi$. Nevertheless, if we restrict to the 68% C.L. region of the Fig.10(c) of Ref. [3], the range of allowed ϕ is approximately $-2\pi/3 \leq \phi \leq 2\pi/3$. We show the cross sections versus ϕ in Fig. 6, in which the shaded regions are those disallowed at 68% C.L. obtained in Ref. [3]. It is interesting to note that the first three curves at the top of the figure have similar behavior across ϕ while the bottom curve has the opposite behavior. Again it is due to the s -channel exchange mediated by a mostly off-shell W in the last process.

One comment about the next-to-leading order (NLO) corrections is in order here. Since the NLO QCD corrections to single-top plus Higgs production are very similar to single-top production, we can roughly estimate the QCD corrections to the current processes by looking up the NLO corrections to single-top production. A number of NLO and next-next-to-leading order calculations existed in literature for single top-quark production [15]. The NLO corrections to the process $qb \rightarrow tq'$ and $qg \rightarrow tq'\bar{b}$ are very modest, usually less than 10%, while those of $gb \rightarrow tW^-$ and $q\bar{q}' \rightarrow t\bar{b}$ can be as large as 40 – 50%. We shall estimate the potential at the LHC using the process $qb \rightarrow thq'$, which has the largest cross section among the signal processes, and therefore the NLO correction on the signal cross section is a mere less than 10% effect.

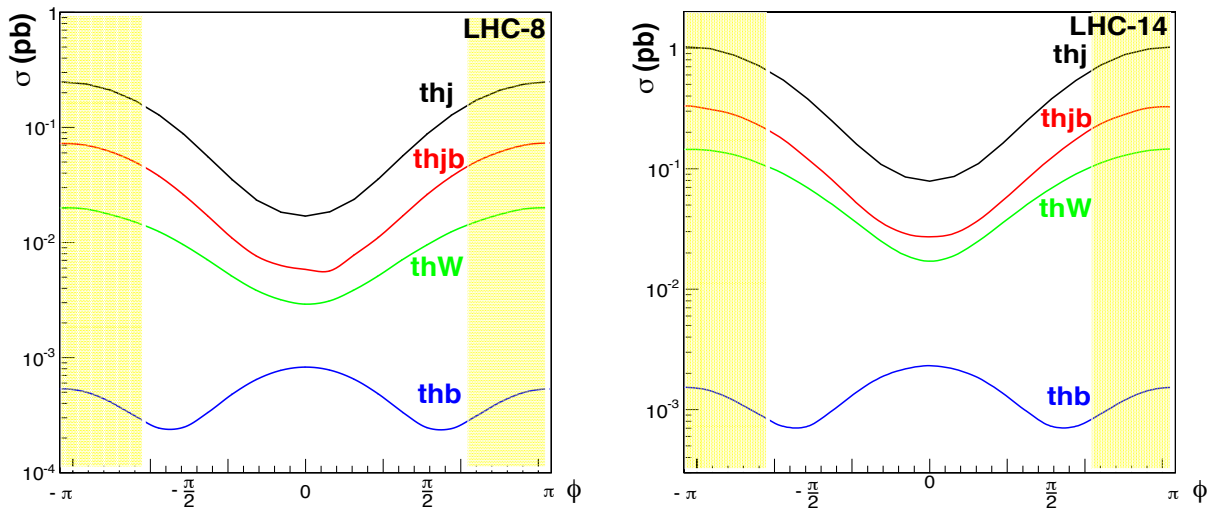


FIG. 6. Production cross sections at the LHC-14 for $pp \rightarrow thj$ versus $\phi = \arctan(C_t^P/C_t^S)$ under the constraint $(C_t^S/0.86)^2 + (C_t^P/0.56)^2 = 1$. We take $C_v = 1$. The shaded regions are those disallowed at 68% C.L. by the Higgs data obtained in Ref. [3].

IV. POTENTIAL AT THE LHC

We have demonstrated in the previous section that when we change C_t^S the production cross sections change significantly. If one can measure the event rates of associated Higgs production with a single top quark, the size and sign of C_t^S can be determined. There are 4 production processes of a Higgs boson and a single top at the LHC: $pp \rightarrow thX$ with $X = j$, $X = j + b$, $X = W$, and $X = b$. The top quark and the Higgs boson decay subsequently. Including the semileptonic and hadronic decays of top quark and the five Higgs decay modes into $b\bar{b}$, $\tau^+\tau^-$, WW^* , ZZ^* , and $\gamma\gamma$, we have 40 channels which require different search strategies against different backgrounds.

In this section, we look at a few decay channels of the Higgs boson and investigate the feasibility of isolating the signal events in the presence of backgrounds after implementing detector simulations. A few decay channels that we shall study are: $h \rightarrow b\bar{b}$, $h \rightarrow \gamma\gamma$, $h \rightarrow \tau^+\tau^-$, and $h \rightarrow ZZ^* \rightarrow 4\ell$. These are the channels enable one to reconstruct the Higgs boson, especially the $h \rightarrow \gamma\gamma$ and $h \rightarrow ZZ^* \rightarrow 4\ell$, which can help reducing the backgrounds by imposing the invariant-mass cut on $M_{\gamma\gamma}$ or $M_{4\ell}$. The other two channels $h \rightarrow \tau\tau, b\bar{b}$ are not as effective as $\gamma\gamma$ and $ZZ^* \rightarrow 4\ell$ channels in reconstructing the invariant mass. We delay the channel $h \rightarrow WW^* \rightarrow \ell\nu\ell\nu$ to later studies. For the top quark decay we can choose either the semileptonic or hadronic decay, depending on how complicated the final state will be. For example, if $h \rightarrow b\bar{b}$ we only choose the semileptonic decay for the top quark. If we choose a non-hadronic decay mode for the Higgs boson, we can afford the luxury to have both the semileptonic and hadronic decays of the top quark.

We calculate the signal and background processes and generate events by MADGRAPH [13], perform parton showering by Pythia [16], and employ the detector simulations by Delphes 3 [17]. We will give details about the selection cuts, detection efficiencies, and signal and background event rates in the next few subsections. For easy reading we summarize the detection efficiencies for b quarks [18], τ leptons [19, 20], charged leptons (μ and e), and photons in Table II, as well as the mis-tag probabilities for the charm quark to fake a b -jet, other light quarks or gluon to fake a b -jet [18], mis-tag probability for a jet to fake a tau lepton, and that of a jet to fake a photon [21]³. For simplicity we assume the efficiencies

³ The B tagging efficiency can be as high as 85% but at that point the corresponding mis-tag probability goes up quickly [18]. We take moderate values for both quantities in this study. If we take a smaller $\epsilon_b = 0.6$, the mis-tag probabilities goes down as $P_{udsq \rightarrow b} = 0.004$ and $P_{c \rightarrow b} = 0.08$.

are constant over a large range of transverse momentum p_T larger than the acceptance cut (e.g. $p_T > 25$ GeV). The efficiencies for charged leptons (e and μ) and photons are more than 90%, and so we simply assume them to be 1.

We mainly focus on the production with the subprocess $qb \rightarrow thq'$ (Fig. 1) because its cross section is the largest. The processes in Figs. 3 and 4 are much smaller at the LHC-14. The process in Fig. 2 is similar to the first process, and has a cross section about 20-30% of that of the first process and also one additional b quark in the final state. Specifically, we consider the processes: $pp \rightarrow t(\rightarrow bl\nu) + h(\rightarrow bb, \gamma\gamma, \tau^+\tau^-) + j$ and $pp \rightarrow t(\rightarrow bj_1j_2) + h(\rightarrow ZZ^* \rightarrow 4\ell) + j$. We find that the hadronically decaying top channel with $h \rightarrow \gamma\gamma$ is less efficient than the semileptonic one and we present only the latter case.

TABLE II. The detection efficiencies taken in this work for b quarks, τ leptons, charged leptons (μ and e), and photons, as well as the mis-tag probabilities for other light quarks to fake a b -jet or a τ lepton [18–20]. We also list the probability for a jet faking a photon [21]. The B Tagging efficiency and mis-tag probabilities are correlated. The numbers in parenthesis are for $\epsilon_b = 0.6$.

Detection efficiencies			
ϵ_b	ϵ_τ	ϵ_ℓ	ϵ_γ
0.7 (0.6)	0.5	1.0	1.0
Mistag probability			
$P_{c \rightarrow b}$	$P_{uds g \rightarrow b}$	$P_{j \rightarrow \tau}$	$P_{j \rightarrow \gamma}$
0.2 (0.08)	0.015 (0.004)	0.01	10^{-3}

A. Semileptonic top decay

In this subsection, we consider top-Higgs associated production thj with the single top decaying semileptonically

$$pp \rightarrow thj \rightarrow (bl\nu)hj. \quad (10)$$

At this stage, we apply a set of basic cuts

$$\Delta R_{ij} > 0.4 \quad \text{with } i, j \text{ denoting } b, j, \text{ and } \ell,$$

$$\begin{aligned}
p_{T_b} &> 25 \text{ GeV}, \quad |\eta_b| < 2.5, \\
p_{T_\ell} &> 25 \text{ GeV}, \quad |\eta_\ell| < 2.5, \\
p_{T_j} &> 25 \text{ GeV}, \quad |\eta_j| < 4.7.
\end{aligned}
\tag{11}$$

The spatial separation among the objects (the b jets, the jet, and the lepton) in the final state is denoted by ΔR_{ij} .

If we look at the Feynman diagrams of the subprocess $qb \rightarrow thq'$ (Fig. 1), the dominant contribution comes from where the intermediate W is almost on-shell, which implies that the incoming q behaves like a spectator and therefore it tends to go forward. This behavior is similar to those encountered in WW scattering [22]. In Fig. 7(a), we show the spectra of the pseudorapidity of the forward jet for $C_t^S = 1, 0, -1$. All the three curves indeed show the forward behavior. We therefore impose the forward-jet requirement. Another useful cut is on the invariant mass of the b quark and the charged lepton ℓ coming from the top quark decay. Thus, the invariant mass should always be less than m_t . We show in Fig. 7(b) the invariant mass spectra $M_{b\ell}$ for $C_t^S = 1, 0, -1$ with detector simulation. After the set of basic cuts listed in Eq. (11), we further require the forward jet-tag and invariant mass cut on $M_{b\ell}$, given by

$$\begin{aligned}
2.5 &< |\eta_j| < 4.7, \\
M_{b\ell} &< 200 \text{ GeV}.
\end{aligned}
\tag{12}$$

The next level of cuts will depend on the decay channel of the Higgs boson.

1. $h \rightarrow b\bar{b}$

We start with the most difficult decay mode of the Higgs boson because of the large hadronic background. Therefore, with the first process in mind the final state consists of 3 b quarks, one charged lepton, and a missing energy due to the neutrino⁴. The charged lepton with the corresponding b quark from the top decay can be selected with high purity by choosing the smallest $M_{b\ell}$ among the three combinations. The other two b quarks are then considered the b quarks coming from the Higgs boson decay, and can be reconstructed

⁴ In Ref. [8], the process $pp \rightarrow thjb$ was studied with the final state containing $4b$ jets. They showed that the sensitivity is better than that of the process $pp \rightarrow thj$ with $3b$ jets in the final state. However, a full detector simulation is needed to establish the statement.

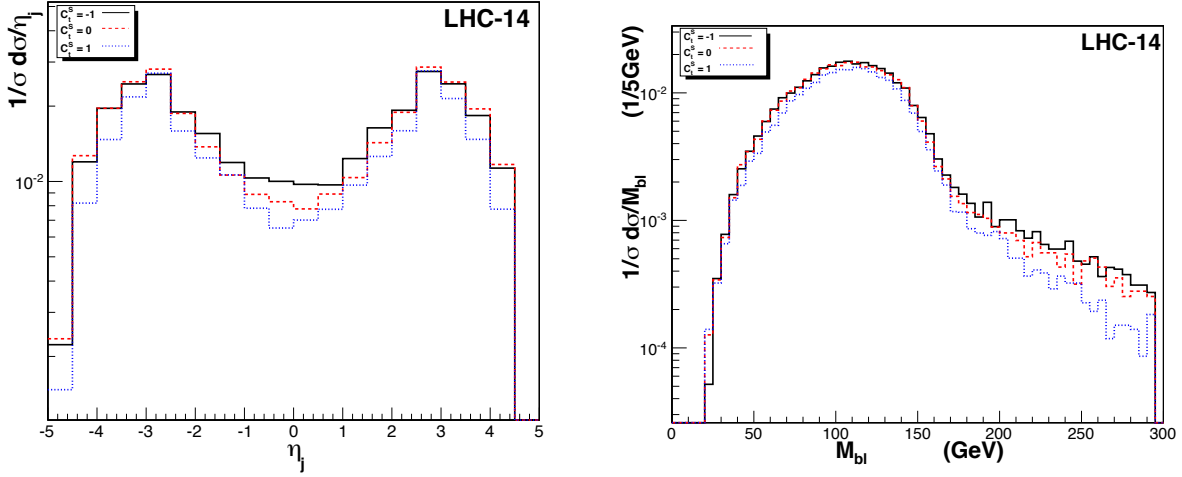


FIG. 7. (a) Normalized spectra for the η_j distribution and (b) normalized invariant mass spectra M_{bl} of the process $pp \rightarrow thj$ at the LHC-14. We have imposed the set of basic cuts in Eq. (11) with detector simulations.

at the Higgs boson mass. For all three b quarks including those from decaying Higgs, we impose the same cuts on their momenta and rapidities as in Eq. (11).

The major reducible and irreducible backgrounds are QCD production of

- (i) $t\bar{t} \rightarrow t(\bar{b}j_1j_2) \rightarrow t\bar{b}\bar{b}j$ with mis-tagging one of j_1 and j_2 as b ,
- (ii) $t\bar{t}j \rightarrow t(\bar{b}j_1j_2)j \rightarrow t\bar{b}\bar{b}j$ with mis-tagging one of j_1 and j_2 as b and missing the other one,
- (iii) $t\bar{b}\bar{b}j$, and (iv) $tZj \rightarrow t\bar{b}\bar{b}j$

In addition to the basic cuts as in Eqs. (11) and (12), we further impose the following selection cuts:

$$\begin{aligned}
 |M_{b_1\bar{b}_2} - m_h| &< 15 \text{ GeV}, \\
 M_{b_1\bar{b}_2j} &> 300 \text{ GeV},
 \end{aligned}
 \tag{13}$$

to separate the signal events from backgrounds. Here, $b_{1,2}$ denote the bottom quarks which are supposedly coming from the Higgs boson in the signal process while we identify the bottom quark b from the decaying top with the smallest M_{bl} , as we have mentioned above, on which we then put the cut $M_{bl} < 200$ GeV.

We require the correct $b_1\bar{b}_2$ pair to satisfy the Higgs mass window of ± 15 GeV. We note that we cannot take a smaller window because of the wide spreading of the Higgs peak with

TABLE III. The cut flow of cross sections in fb at the LHC-14 for the signal $pp \rightarrow thj$ with semileptonic decay of the top quark and $h \rightarrow b\bar{b}$, and various backgrounds. We have used the B -tag efficiency $\epsilon_b = 0.6$, mis-tag $P_{c \rightarrow b} = 0.08$ and $P_{udsg \rightarrow b} = 0.004$.

Cuts	Signals (fb)			Backgrounds (fb)	
	$C_t^S = 1$	$C_t^S = 0$	$C_t^S = -1$	$t\bar{t}$	$t\bar{t}j$
(1) Basic cuts Eq. (11) and					
$p_{T_{b_{1,2}}} > 25$ GeV, $ \eta_{b_{1,2}} < 2.5$	0.793	4.23	15.29	655	797
(2) $2.5 < \eta_j < 4.7$	0.388	2.20	7.68	46.2	95.6
(3) $(M_{b\bar{b}})^{\min} < 200$ GeV	0.387	2.19	7.59	46.2	95.6
(4) $ M_{b_1 b_2} - m_h < 15$ GeV	0.13	0.74	2.5	6.69	15.2
(5) $M_{b_1 b_2 j} > 300$ GeV	0.06	0.3	0.9	1.34	5.41
$S/\sqrt{S+B}$ for 300 fb^{-1}	0.40	2.0	5.6		

detector simulation, in contrast to parton-level studies. We will show the invariant mass spectrum of the $b\bar{b}$ pair shortly. The forward jet-tag is used because of the forward nature of the accompanying jet in the signal process. Finally, we used a cut on the invariant mass $M_{b_1 \bar{b}_2 j} > 300$ GeV of the $b\bar{b}$ pair coming from the Higgs decay and the accompanying jet.

We show the cut flow of cross sections for the signals and backgrounds at the LHC-14 in Table III. The cross sections shown are calculated with the B -tagging efficiency $\epsilon_b = 0.6$ and mis-tag probabilities $P_{c \rightarrow b} = 0.08$ and $P_{udsg \rightarrow b} = 0.004$. We found that the set of probabilities with $\epsilon_b = 0.7$ would give a somewhat smaller significance, because of much larger mis-tag probabilities. We only include the two most significant backgrounds in this study, namely, the $t\bar{t}$ and $t\bar{t}j$ backgrounds. The other few backgrounds ($t\bar{b}\bar{b}j$, tZj , etc) are substantially smaller than these two and so would not affect the estimates of significance here. The $t\bar{t}j$ background turns out to be the largest background in this channel, because the addition jet in the matrix-element level can be highly energetic, in contrast to the jet activities coming from showering.

One of the most crucial cuts is the invariant mass cut on the $b\bar{b}$ pair coming from the Higgs boson decay. In parton-level, this cut would be 100% efficient for the signal and can cut away a very large fraction of the backgrounds. However, with detector reconstruction the

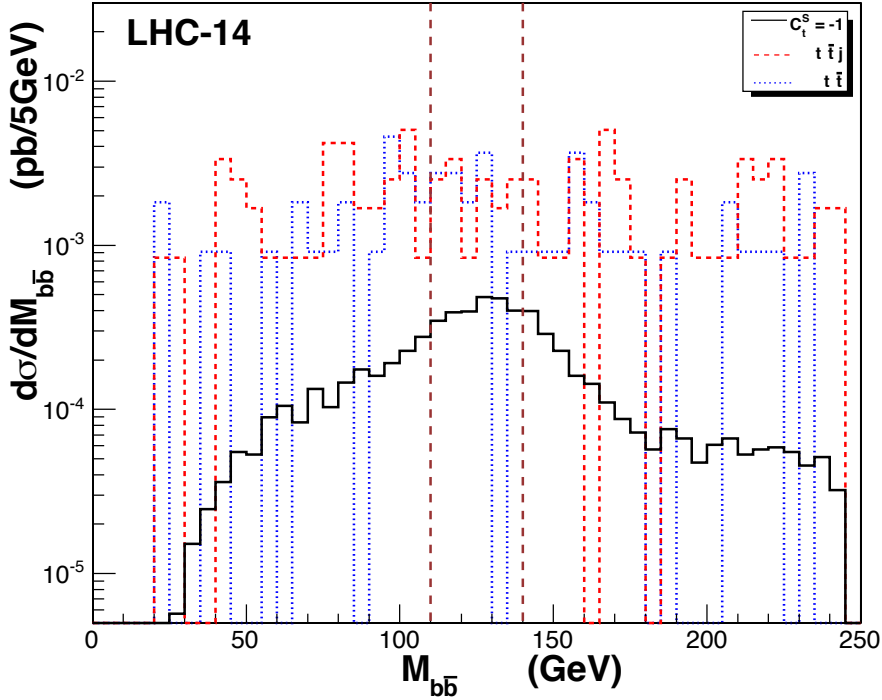


FIG. 8. Invariant mass $M_{b\bar{b}}$ distributions for the signal $pp \rightarrow thj$ with $C_t^S = -1$ followed by the semileptonic decay of the top quark and $h \rightarrow b\bar{b}$, and for the $t\bar{t}$ and $t\bar{t}j$ backgrounds at the LHC-14. The shape of the peak for $C_t^S = 1, 0$ is the same as the one shown with $C_t^S = -1$. The selection cuts up to level (3) of Table III have been applied. The two vertical dashed lines are $m_h \pm 15$ GeV.

invariant mass peak is largely spread out so that we cannot employ a very narrow cut. The invariant mass distributions are shown for the signals and backgrounds in Fig. 8. Another interesting cut is the forward jet cut, as have been explained above. Finally, the cut on $M_{b\bar{b}j}$ with the $b\bar{b}$ pair from Higgs-boson decay is also effective in reducing the backgrounds.

In Table III, the significance of the signal is also shown for an integrated luminosity of 300 fb^{-1} . The $S/\sqrt{S+B}$ ratio can be as high as 5.6 for $C_t^S = -1$, but however, it decreases rapidly to only 0.4 for $C_t^S = 1$. The signal event rates are about $18 - 270$ for $C_t^S = 1$ to -1 with an integrate luminosity of 300 fb^{-1} .

2. $h \rightarrow \gamma\gamma$

Diphoton decay mode of the Higgs boson is one of the two cleanest channels of the Higgs boson, which allows a sharp reconstructed peak right at the Higgs boson mass, and also makes the background easier to handle. The disadvantage is that the branching ratio is small, of order 10^{-3} , in the SM. In this study, we employ a fixed branching ratio for $h \rightarrow \gamma\gamma$ at the SM value: $B(h \rightarrow \gamma\gamma) = 2.3 \times 10^{-3}$, because there could be extra particles running in the loop that affect the branching ratio. We take a conservative approach for the branching ratio ⁵. Furthermore, we found that it is still easier to handle the backgrounds with the semileptonic decay of the top quark.

The $\gamma\gamma$ decay channel has the great advantage that most QCD backgrounds are gone. The most relevant background comes from $tj\gamma\gamma$ where the photon pair is produced in the continuum. Inside detectors a hadronic jet sometimes can fake a photon with a probability $O(10^{-3})$. Therefore, $tjj\gamma$ is a background when one of the jets fakes a photon. Other backgrounds include $Wbj\gamma\gamma$ and $Wjj\gamma\gamma$. They are all listed in Table IV. Since the spreading of the invariant-mass peak at m_h is relatively small, in addition to the basic cuts as in Eqs. (11) and (12), we impose the following selection cuts with the better invariant-mass window of ± 5 GeV

$$|M_{\gamma\gamma} - m_h| < 5 \text{ GeV}, \quad p_{T_\gamma} > 20 \text{ GeV}, \quad |\eta_\gamma| < 2.5 \quad (14)$$

to substantially reduce the background. The invariant mass distributions for the signal and the continuum backgrounds are shown in Fig. 9.

We show the cut flow of cross sections for the signals and backgrounds at the LHC-14 in Table IV. The cross sections shown are calculated with B -tagging efficiency $\epsilon_b = 0.6$, mis-tag probabilities $P_{c \rightarrow b} = 0.08$ and $P_{udsg \rightarrow b} = 0.004$, and the jet-fake-photon rate of 10^{-3} . At the end of the set of cuts, the largest background is the continuum of $tj\gamma\gamma$ followed by $Wjj\gamma\gamma$. The largest signal here is obtained with $C_t^S = -1$ at the order of 35×10^{-3} fb, which gives about 10 events with an integrated luminosity of 300 fb^{-1} while the total background has only 2 events, although the signal with $C_t^S = 1$ gives less than 1 event. The significance of

⁵ Changing the value of C_t^S can also affect the decay branching ratio of $h \rightarrow \gamma\gamma$, because the decay proceeds via a triangular loop of the W boson and the fermions dominated by the top quark. In the SM, the contributions from the W boson and the top quark partially cancel each other. Therefore, when the sign of the top-Yukawa is reversed, these two contributions enhance each other. The branching ratios for $h \rightarrow \gamma\gamma$ with $C_t^S = 1, 0, -1$ are $B(h \rightarrow \gamma\gamma) = (2.3, 3.7, 5.4) \times 10^{-3}$, where we have normalized the SM value of $B(h \rightarrow \gamma\gamma)$ to the value given in Ref. [23].

TABLE IV. The cut flow of cross sections in 10^{-3} fb at the LHC-14 for the signal $pp \rightarrow thj$ with semileptonic decay of the top quark and $h \rightarrow \gamma\gamma$, and various backgrounds. We have used a B -tag efficiency $\epsilon_b = 0.6$, mis-tag $P_{c \rightarrow b} = 0.08$ and $P_{udsg \rightarrow b} = 0.004$, and the jet-fake rate $P_{j \rightarrow \gamma} = 10^{-3}$. We employ a fixed branching ratio for $B(h \rightarrow \gamma\gamma) = 2.3 \times 10^{-3}$.

	Signals (10^{-3} fb)			Backgrounds (10^{-3} fb)			
	$C_t^S = 1$	$C_t^S = 0$	$C_t^S = -1$	$tj\gamma\gamma$	$tjj\gamma$	$Wbj\gamma\gamma$	$Wjj\gamma\gamma$
(1) Basic cuts Eq. (11)							
and $p_{T\gamma} > 20$ GeV, $ \eta_\gamma < 2.5$	4.45	22.7	80.0	318	2.59	10.5	217
(2) $2.5 < \eta_j < 4.7$	2.35	13.1	45.2	164	0.650	1.04	20.5
(3) $M_{bt} < 200$ GeV	2.30	12.7	43.6	162	0.609	0.609	11.2
(4) $ M_{\gamma\gamma} - m_h < 5$ GeV	1.83	10.2	34.7	5.77	0.027	0.018	0.661
$S/\sqrt{S+B}$ for 300 fb^{-1}	0.35	1.4	3.0				

the signal given by $S/\sqrt{S+B}$ is also shown in the table. Although in this $\gamma\gamma$ channel the ratio of S/B is better than the $b\bar{b}$ channel, the significance is, however, weaker because of the much fewer signal events.

3. $h \rightarrow \tau^+\tau^-$

The $\tau^+\tau^-$ channel has been established in the Higgs boson search [20]. The branching ratio for $m_h = 125 - 126$ GeV is about $6.2 - 6.3 \times 10^{-2}$ [23]. Since there are always neutrinos in tau-lepton decays, which means that the momentum of the parent tau lepton cannot be fully reconstructed. However, as the tau-lepton momentum is high enough, the visible part of the *hadronic* tau-lepton decay can be used to determine, to a good approximation, the parent tau-lepton momentum by a rescaling factor (currently the tau-lepton momentum is reconstructed in the jet mode of the tau decay, and the rescaling factor is 1.37 in Delphes 3 [17]). The reconstructed Higgs boson peak using $\tau\tau$ channel is much broader than those using the diphoton and 4-lepton modes: see Fig. 10. We therefore impose a loose cut in the Higgs-mass window as follows

$$110 \text{ GeV} < M_{\tau\tau} < 150 \text{ GeV}, \quad p_{T\tau} > 25 \text{ GeV}, \quad |\eta_\tau| < 2.5. \quad (15)$$

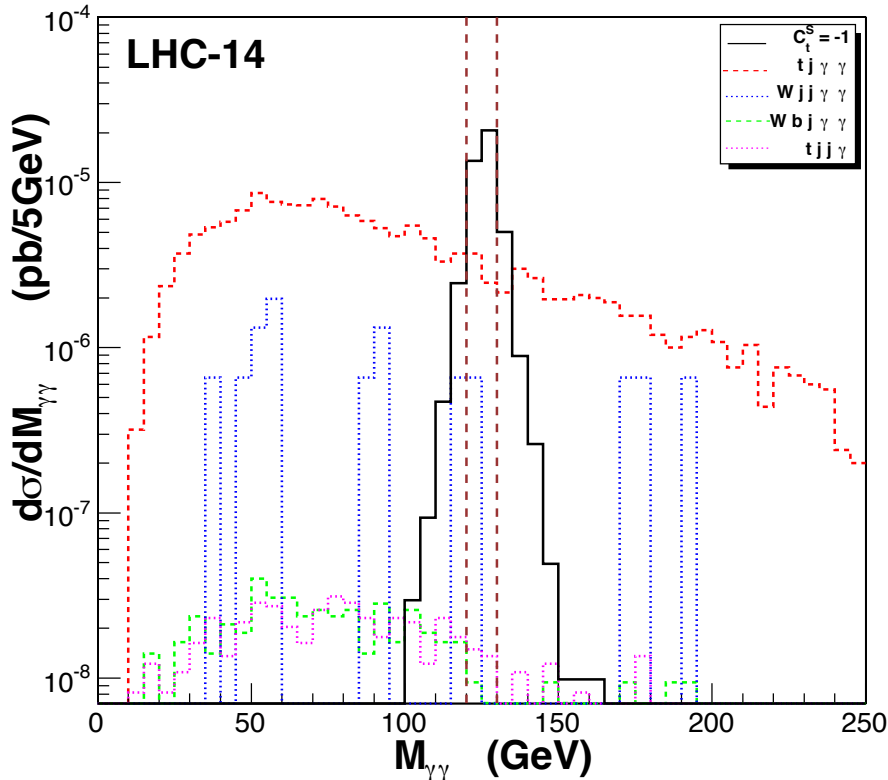


FIG. 9. Invariant mass $M_{\gamma\gamma}$ distributions for the signal $pp \rightarrow thj$ with $C_t^S = -1$ followed by the semileptonic decay of the top quark and $h \rightarrow \gamma\gamma$, and for various backgrounds listed above at the LHC-14. The shape of the peak for $C_t^S = 1, 0$ is the same as the one shown with $C_t^S = -1$. The selection cuts up to level (3) of Table IV have been applied. The two vertical dashed lines are $m_h \pm 5$ GeV.

The most relevant background is the continuum $tj\tau\tau$ with intermediate γ^* and Z . Another background is $t\bar{t}$ when one of the top decays hadronically and the jets fake the tau-lepton. The $t\bar{t}W$ is also relevant when $W \rightarrow \tau\nu_\tau$ and one of the top $t \rightarrow b\tau\nu_\tau$. However, these two backgrounds turn out to be very small after cuts.

We show the cut flow of cross sections for the signals and backgrounds at the LHC-14 in Table V. The cross sections shown are calculated with the B -tagging efficiency $\epsilon_b = 0.6$, τ -tagging efficiency $\epsilon_\tau = 0.5$, mis-tag probabilities $P_{c \rightarrow b} = 0.08$ and $P_{udsq \rightarrow b} = 0.004$, and the jet-fake- τ rate $P_{j \rightarrow \tau} = 0.01$. At the end of the set of cuts, the largest background is the continuum of $tj\tau\tau$. The signal event rates are about 0.5 to 7 with an integrated luminosity of 300 fb^{-1} for $C_t^S = 1$ to -1 , and also the significance $S/\sqrt{S+B}$ ranges from 0.25 to 2.3

TABLE V. The cut flow of cross sections in fb at the LHC-14 for the signal $pp \rightarrow thj$ with semileptonic decay of the top quark and $h \rightarrow \tau^+\tau^-$, and various backgrounds. We have used the B -tag efficiency $\epsilon_b = 0.6$, τ -tagging efficiency $\epsilon_\tau = 0.5$, mis-tag $P_{c \rightarrow b} = 0.08$ and $P_{udsq \rightarrow b} = 0.004$, and the jet-fake rate $P_{j \rightarrow \tau} = 0.01$.

	Signals (fb)			Backgrounds (fb)		
	$C_t^S = 1$	$C_t^S = 0$	$C_t^S = -1$	$tj\tau\tau$	$t\bar{t}$	$t\bar{t}W$
(1) Basic cuts Eq. (11)						
and $p_{T\tau} > 25 \text{ GeV}$, $ \eta_\tau < 2.5$	0.00682	0.0257	0.1026	0.0701	0.420	0.000672
(2) $2.5 < \eta_j < 4.7$	0.00355	0.0148	0.0585	0.0333	0.0	4.27×10^{-5}
(3) $M_{bl} < 200 \text{ GeV}$	0.00345	0.0141	0.0555	0.0319	0.0	4.27×10^{-5}
(4) $110 < M_{\tau\tau} < 150 \text{ GeV}$	0.00158	0.00616	0.0244	0.0105	0.0	1.904×10^{-5}
$S/\sqrt{S+B}$ for 300 fb^{-1}	0.25	0.83	2.3			

for $C_t^S = 1$ to -1 . The significance level is inferior to both the $b\bar{b}$ and $\gamma\gamma$ modes, mainly because of the smaller branching ratio and the lower τ identification efficiency.

B. Hadronic top decay

In this subsection, we consider associated Higgs production with a single top quark and a forward jet, followed by the hadronic decay of the top quark:

$$pp \longrightarrow thj \longrightarrow (bj_1j_2)hj, \quad (16)$$

where we label j_1, j_2 for the 2 jets from the top-quark decay. We first apply the same basic cuts as in Eq. (11) on identifying the b quark and the 2 jets from the top decay, as well as the forward jet, which has the further requirement

$$2.5 < |\eta_j| < 4.7.$$

We also impose the requirement on the b quark and the two jets that originate from the top decay by

$$M_{bj_1j_2} < 300 \text{ GeV}.$$

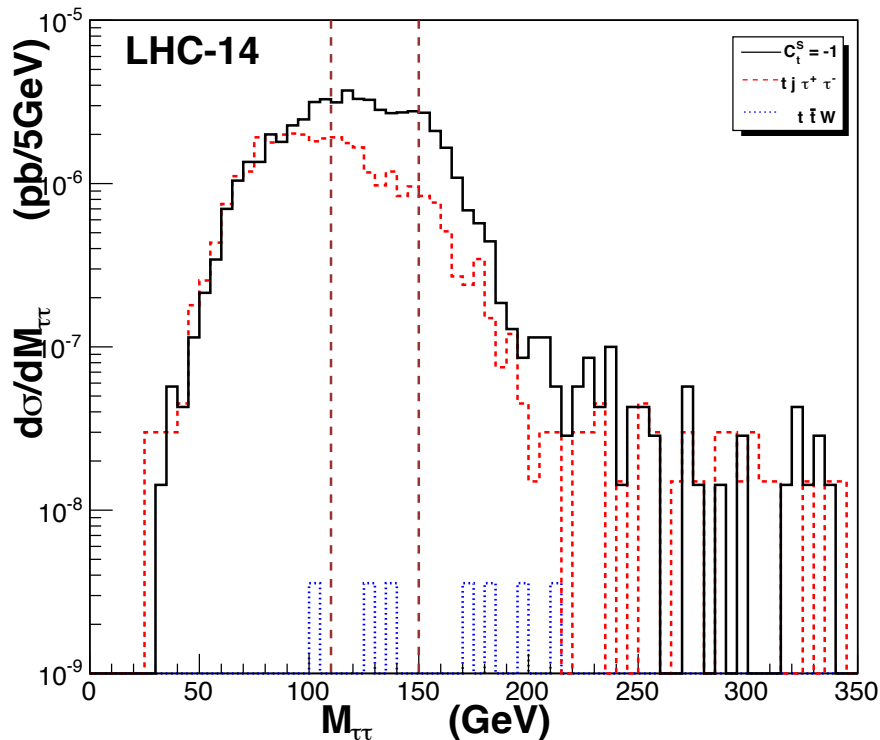


FIG. 10. Invariant mass $M_{\tau^+\tau^-}$ distributions for the signal $pp \rightarrow thj$ with $C_t^S = -1$ followed by the semileptonic decay of the top quark and $h \rightarrow \tau^+\tau^-$, and for various backgrounds listed above at the LHC-14. The shape of the peak for $C_t^S = 1,0$ is the same as the one shown with $C_t^S = -1$. The selection cuts up to level (3) of Table V have been applied. The two vertical dashed lines are at 110 and 150 GeV.

1. $h \rightarrow ZZ^* \rightarrow 4\ell$

The Higgs boson decaying into $ZZ^* \rightarrow 4\ell$ is one of the cleanest channels for discovery and reconstruction. Since the branching ratio into 4ℓ is very small and the p_T of the electrons or muons is only of order 20 GeV, and so we apply mild cuts for the charged leptons

$$p_{T_\ell} > 5 \text{ GeV}, \quad |\eta_\ell| < 2.5. \quad (17)$$

We further apply the Higgs-mass window cut on the invariant mass formed by the 4 charged leptons

$$|M_{4\ell} - m_h| < 5 \text{ GeV}. \quad (18)$$

The invariant mass distributions for the signal and various backgrounds are shown in Fig. 11.

We show the cut flow of cross sections for the signals and backgrounds at the LHC-14 in Table VI. The cross sections shown are calculated with B -tagging efficiency $\epsilon_b = 0.6$, mis-tag probabilities $P_{c \rightarrow b} = 0.08$ and $P_{uds g \rightarrow b} = 0.004$. At the end of the set of cuts, the largest background comes from $tj4\ell$, where the $\ell\ell\ell\ell$ comes from the γ^* and Z^* exchanges, but it is rendered extremely small. However, the signal event rates are also very tiny, substantially smaller than 1 event for an integrated luminosity of 300 fb^{-1} . Nevertheless, if integrated luminosity can increase to 3000 fb^{-1} we can have 2 – 3 events for $C_t^S = -1$. The event rate is small simply because of the tiny branching ratio of $h \rightarrow ZZ^* \rightarrow 4\ell$. One perhaps can perform the calculation using the $ZZ^* \rightarrow \ell^+\ell^-jj$ mode, but we shall delay this channel in future works.

TABLE VI. The cut flow of cross sections in 10^{-3} fb at the LHC-14 for the signal $pp \rightarrow thj$ with hadronic decay of the top quark and $h \rightarrow ZZ^* \rightarrow 4\ell$, and various backgrounds. We have used a B -tag efficiency $\epsilon_b = 0.6$, mis-tag $P_{c \rightarrow b} = 0.08$ and $P_{uds g \rightarrow b} = 0.004$.

	Signals (10^{-3} fb)			Backgrounds (10^{-3} fb)		
	$C_t^S = 1$	$C_t^S = 0$	$C_t^S = -1$	$tj4\ell$	$ZZ3j$	$ZZb2j$
(1) Basic cuts Eq. (11)						
and $p_{T_{j_{1,2}}} > 25 \text{ GeV}$, $ \eta_{j_{1,2}} < 2.5$						
but with $p_{T_\ell} > 5 \text{ GeV}$	0.136	0.531	1.77	0.955	20.1	10.0
(2) $2.5 < \eta_j < 4.7$	0.091	0.366	1.18	0.539	8.01	5.01
(3) $M_{bj_1j_2} < 300 \text{ GeV}$	0.081	0.324	1.02	0.438	3.79	1.97
(4) $ M_{4\ell} - m_h < 5 \text{ GeV}$	0.072	0.289	0.901	8.65×10^{-3}	0.0	0.0
$S/\sqrt{S+B}$ for 300 fb^{-1}	0.14	0.29	0.52			

C. Distinction among $C_t^S = 1, 0, -1$

In addition to the differences in cross section, we further found that the spatial separations ΔR among the forward jet, the b quark, the charged lepton, and the reconstructed Higgs boson show interesting differences among $C_t^S = 1, 0, -1$, as shown in Fig. 12. Without loss of generality we use the $h \rightarrow \gamma\gamma$ decay mode for this study, because the 4-momentum of the Higgs boson can be reconstructed cleanly by summing the 4-momenta of the two photons.

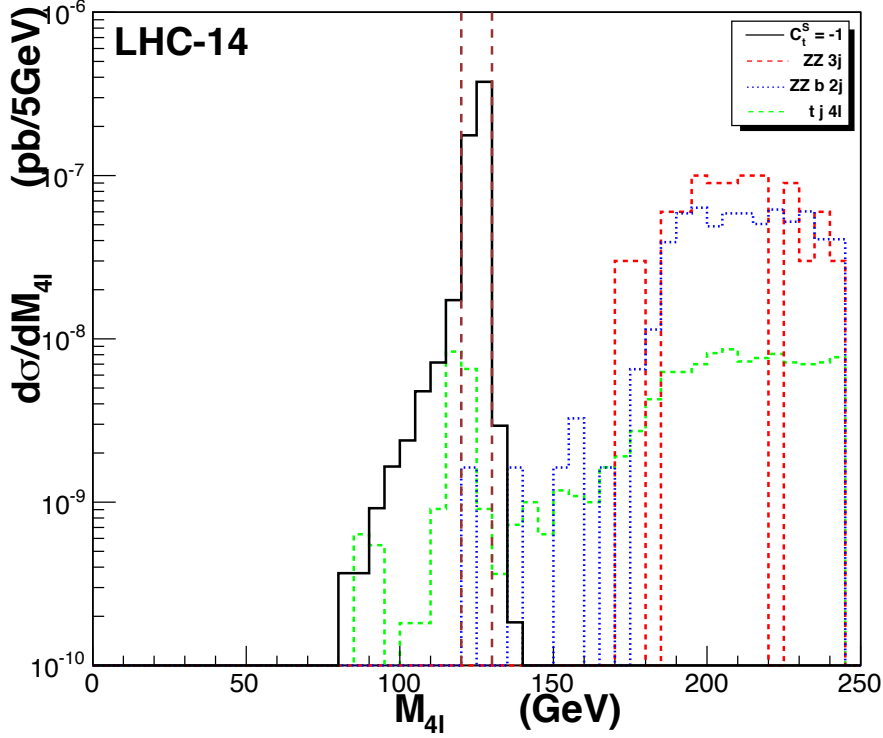


FIG. 11. Invariant mass $M_{4\ell}$ distributions for the signal $pp \rightarrow thj$ with $C_t^S = -1$ followed by the hadronic decay of the top quark and $h \rightarrow ZZ^* \rightarrow 4\ell$, and for various backgrounds listed above at the LHC-14. The shape of the peak for $C_t^S = 1, 0$ is the same as the one shown with $C_t^S = -1$. The selection cuts up to level (3) of Table VI have been applied. The two vertical dashed lines are $m_h \pm 5$ GeV

Since the behavior of the charged lepton and the b quark coming from the top quark decay is similar, we choose only the charged lepton to show the ΔR distributions. We found that the spatial separation ΔR between the forward jet and the Higgs boson becomes wider when C_t^S deviates from the SM value 1, while that between the charged lepton and the Higgs boson and that between the forward jet and the charged lepton become narrower as C_t^S deviates from 1. Similar patterns were observed in Ref. [11]. It was also shown in Ref. [10] that the variations in scalar and pseudoscalar components of the top-Yukawa coupling can also induce interesting angular correlations.

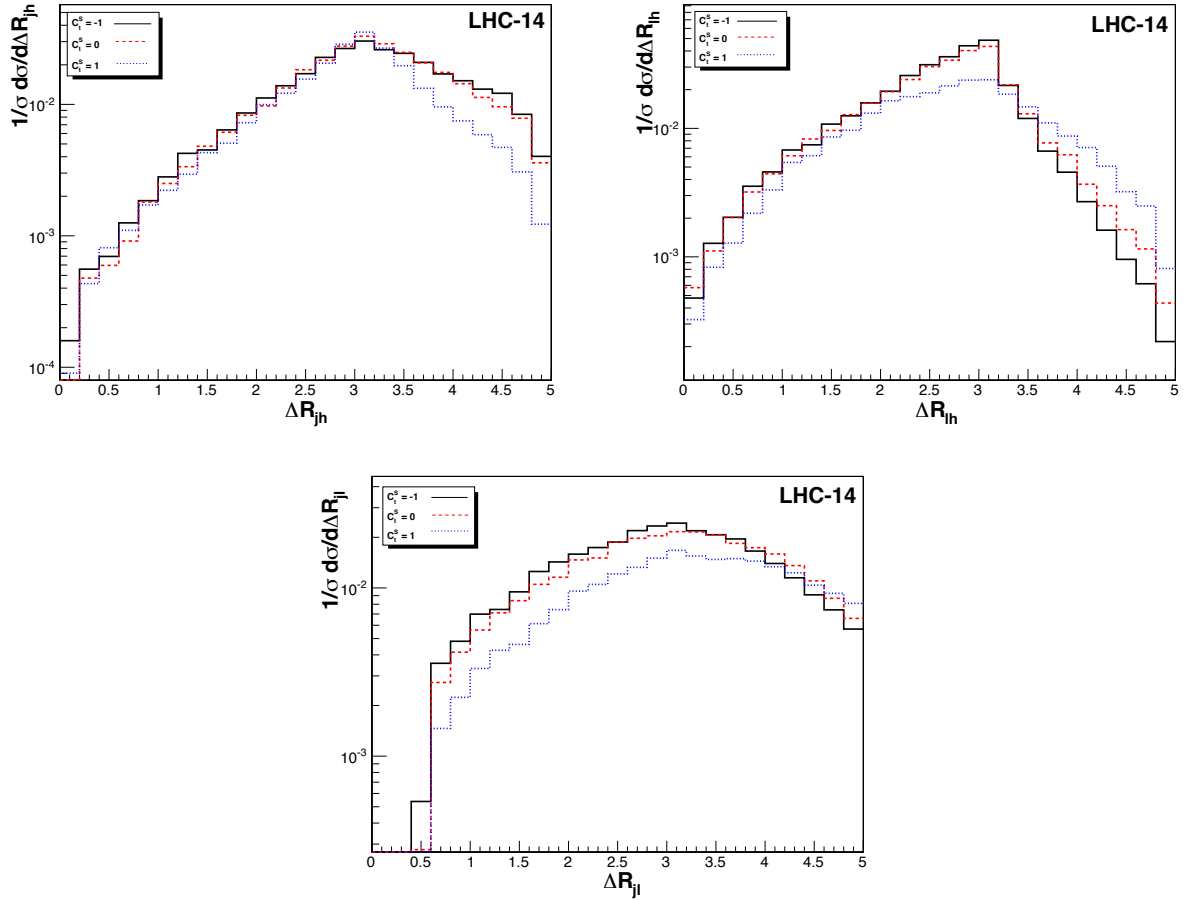


FIG. 12. Normalized ΔR distributions for various pairs of particles (ℓ, j, h) , where the momentum of h is reconstructed by the photon pair, for the signal process $pp \rightarrow thj$ with $C_t^S = -1, 0, 1$ followed by the semileptonic decay of the top quark and $h \rightarrow \gamma\gamma$ at the LHC-14. Behavior of b and ℓ is about the same, as they are coming from the same top quark decay. We need only one of them: ℓ .

V. DISCUSSION

We have studied associated Higgs production with a single top quark in the dominant process $pp \rightarrow thj$, followed by the semileptonic decay of the top quark and $h \rightarrow b\bar{b}, \gamma\gamma, \tau^+\tau^-$ and by the hadronic decay of the top quark and $h \rightarrow ZZ^* \rightarrow 4\ell$. So far, we have found that the $h \rightarrow b\bar{b}$ channel offers the best chance in terms of significance $S/\sqrt{S+B}$ for observing the signal with various C_t^S . When $C_t^S = 1$ (SM) the significance level is very low at 0.4, but it quickly rises to a large enough value 5.6 when $C_t^S = -1$. The signal event rates are from 18 to 270 with an integrated luminosity of 300 fb^{-1} . In Fig. 13, we show the required

luminosities to achieve a significance level of $S/\sqrt{S+B} = 1$ for various channels considered in this work versus $C_t^S = -2$ to 2 . Note that $S/\sqrt{S+B} > 1$ implies

$$S > 1 + \frac{B}{S} > 1$$

i.e., the event rate $S > 1$ is guaranteed. The best channel is the $h \rightarrow b\bar{b}$. The second and the third are $h \rightarrow \gamma\gamma$ and $h \rightarrow \tau^+\tau^-$, respectively. The last one is the $h \rightarrow ZZ^* \rightarrow 4\ell$. Note that the ZZ^* channel requires a very large luminosity in order to achieve $S/\sqrt{S+B} > 1$ simply because of its very small signal cross sections. Similarly, because of the small signal cross sections in $\gamma\gamma$ channel, the $h \rightarrow \gamma\gamma$ channel requires larger luminosities than the $b\bar{b}$ channel in order to achieve $S/\sqrt{S+B} > 1$, although the S/B ratio is much better in the $\gamma\gamma$ than in the $b\bar{b}$ channel.

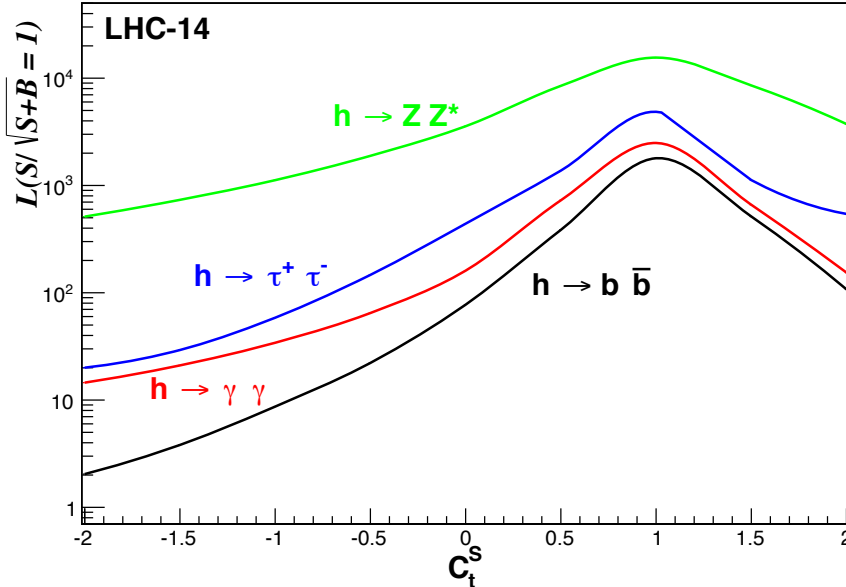


FIG. 13. Required luminosities at the LHC-14 for the process $pp \rightarrow thj$ in various decay channels of the Higgs boson to achieve $S/\sqrt{S+B} = 1$. We show the channels $h \rightarrow b\bar{b}$, $\gamma\gamma$, $\tau^+\tau^-$, and $ZZ^* \rightarrow 4\ell$.

Before we close we offer the following comments.

1. In the current framework, the bottom-Yukawa has very small effects on the cross section, because the bottom-Yukawa coupling C_b^S is approximately constrained to be within the range -2 to $+2$ [3].

2. The higher order process, $pp \rightarrow thbj$, contains one more b quark in the final state. Potentially, it can increase the signal sensitivity based on a parton-level study [8]. However, we have shown in this work that with full detector simulations the Higgs-mass window cut is not as effective as that in parton-level. Furthermore, there are further combinatorics problems as we have to identify the b quark from top decay and the two b quarks from the Higgs boson decay.
3. The $h \rightarrow b\bar{b}$ decay mode turns out to be the best in terms of significance to probe associated Higgs production with a single top quark, because of the larger event rates, although the signal-to-background ratio is less than 1.
4. The best signal-to-background ratio S/B is achieved in the $h \rightarrow ZZ^* \rightarrow 4\ell$ channel, followed by the $\gamma\gamma$, $\tau^+\tau^-$, and $b\bar{b}$ channels. Nevertheless, the event rates in 4ℓ and $\gamma\gamma$ are too low for detection.
5. Better τ -lepton identification is needed in order to raise the efficiency in identifying the $h \rightarrow \tau\tau$ decay. Perhaps, one can look into the substructure in the fast-moving τ jet. If one can achieve better efficiencies, it will enhance the probe of the single top associated Higgs production.
6. The $h \rightarrow ZZ^* \rightarrow 4\ell$ has a very small branching ratio, and so the detection of single top associated Higgs production requires an extremely high luminosity. One should pursue the $ZZ^* \rightarrow \ell^+\ell^-jj$ mode, which has about one order of magnitude larger in event rates, but different backgrounds.
7. We do not attempt the $h \rightarrow WW^*$ mode in this work, simply because the Higgs boson peak cannot be reconstructed in this mode, unless we go for the $4j$ mode.
8. If the top-Yukawa is close to the SM value, the best chance to observe associated Higgs production with a single top quark is via the $h \rightarrow b\bar{b}$ channel. However, it requires an integrated luminosity more than 1000 fb^{-1} .

In summary, we have studied the effects of varying the top-Yukawa coupling in the Higgs associated production with a single top quark, with full detector simulations, We found that the $h \rightarrow b\bar{b}$ mode with the semileptonic decay of the top quark has the highest potential

in observing the process and the effects of top-Yukawa coupling, especially the sign of the top-Yukawa coupling can be determined.

ACKNOWLEDGMENT

This work was supported by the National Science Council of Taiwan under Grants No. 102-2112-M-007-015-MY3, and by the National Research Foundation of Korea (NRF) grant (No. 2013R1A2A2A01015406). This study was also financially supported by Chonnam National University, 2012. J.S.L thanks National Center for Theoretical Sciences (Hsinchu, Taiwan) for the great hospitality extended to him while this work was being performed.

APPENDIX

In this appendix, we present the amplitude of the process $qb \rightarrow thq'$ in the effective W approximation assuming h is a spin-zero CP-mixed state. In this process, the dominant contribution comes from the region where the W boson emitted from the incoming quark q is close to onshell and one can approximately represent the process by the W boson scattering with the incoming b quark to give h and t in the final state:

$$W(p_W) b(p_b) \rightarrow h(p_h) t(p_t). \quad (\text{A.1})$$

The process $Wb \rightarrow ht$ receives contributions from (a) a t -channel diagram with the W exchange and (b) a s -channel diagram with the t exchange. The vertex factor for hWW is given in Eq. (1) and that for htt in Eq. (2) with the identification of $g_{hWW} = C_v$ and $g_{htt}^{S,P} = C_t^{S,P}$, see Eq. (7). Then, the amplitude of each diagram reads

$$\mathcal{M}_{(a)} = \frac{g^2 m_t C_v}{\sqrt{2} m_W (t - m_W^2)} \left[(p_b - p_t) \cdot \epsilon(p_W) \bar{u}(p_t) P_L u(p_b) + \frac{m_W^2}{m_t} \bar{u}(p_t) \not{\epsilon}(p_W) P_L u(p_b) \right], \quad (\text{A.2})$$

$$\mathcal{M}_{(b)} = \frac{g^2 m_t}{\sqrt{2} m_W (s - m_t^2)} \left[m_t C_t^S \bar{u}(p_t) \not{\epsilon}(p_W) P_L u(p_b) + \left(\frac{C_t^S - i C_t^P}{2} \right) \bar{u}(p_t) \not{p}_h \not{\epsilon}(p_W) P_L u(p_b) \right],$$

where $s = (p_b + p_W)^2 = (p_t + p_h)^2$, $t = (p_b - p_t)^2 = (p_h - p_W)^2$, and $u = (p_b - p_h)^2 = (p_t - p_W)^2$ and $\epsilon^\mu(p_W)$ denotes the polarization vector of W boson. In the high-energy limit of $s, |t|, |u| \gg m_W^2, m_h^2, m_t^2$, we find that

$$\mathcal{M} = \mathcal{M}_{(a)} + \mathcal{M}_{(b)} \approx - \frac{g^2 m_t}{2\sqrt{2} m_W^2} \left[(C_v - C_t^S) + i C_t^P \right] \bar{u}(p_t) P_L u(p_b) \quad (\text{A.3})$$

taking the longitudinally polarized W or $\epsilon^\mu(p_W) \approx p_W^\mu/m_W$ and using $(p_b - p_t) \cdot \epsilon(p_W) \approx -t/(2m_W)$ and $\bar{u}(p_t) \not{p}_h \not{\epsilon}(p_W) P_L u(p_b) \approx (s/m_W) \bar{u}(p_t) P_L u(p_b)$. We observe our results are consistent with those given in Ref. [24]. We note that, in the high-energy limit,

$$|\overline{\mathcal{M}}|^2 \propto [(C_v - C_t^S)^2 + (C_t^P)^2] (-t) \quad (\text{A.4})$$

and therefore the absence of this unitarity-breaking term requires $C_v = C_t^S$ and $C_t^P = 0$.

-
- [1] G. Aad *et al.* [ATLAS Collaboration], Phys. Lett. B **716**, 1 (2012) [arXiv:1207.7214 [hep-ex]].
 - [2] S. Chatrchyan *et al.* [CMS Collaboration], Phys. Lett. B **716**, 30 (2012) [arXiv:1207.7235 [hep-ex]].
 - [3] See for example, K. Cheung, J. S. Lee and P. -Y. Tseng, JHEP **1305**, 134 (2013) [arXiv:1302.3794 [hep-ph]].
 - [4] P. W. Higgs, Phys. Rev. Lett. **13**, 508 (1964); F. Englert and R. Brout, Phys. Rev. Lett. **13**, 321 (1964); G. S. Guralnik, C. R. Hagen and T. W. B. Kibble, Phys. Rev. Lett. **13**, 585 (1964).
 - [5] T. M. P. Tait and C. -P. Yuan, Phys. Rev. D **63**, 014018 (2000) [hep-ph/0007298].
 - [6] V. Barger, M. McCaskey and G. Shaughnessy, Phys. Rev. D **81**, 034020 (2010) [arXiv:0911.1556 [hep-ph]].
 - [7] S. Biswas, E. Gabrielli and B. Mele, JHEP **1301**, 088 (2013) [arXiv:1211.0499 [hep-ph]]; S. Biswas, E. Gabrielli, F. Margaroli and B. Mele, JHEP **07**, 073 (2013) [arXiv:1304.1822 [hep-ph]].
 - [8] M. Farina, C. Grojean, F. Maltoni, E. Salvioni and A. Thamm, JHEP **1305**, 022 (2013) [arXiv:1211.3736 [hep-ph]].
 - [9] P. Agrawal, S. Mitra and A. Shivaji, arXiv:1211.4362 [hep-ph].
 - [10] J. Ellis, D. S. Hwang, K. Sakurai and M. Takeuchi, arXiv:1312.5736 [hep-ph].
 - [11] C. Englert and E. Re, arXiv:1402.0445 [hep-ph].
 - [12] J. S. Lee, A. Pilaftsis, M. S. Carena, S. Y. Choi, M. Drees, J. R. Ellis and C. E. M. Wagner, Comput. Phys. Commun. **156** (2004) 283 [hep-ph/0307377].
 - [13] MADGRAPH: J. Alwall, M. Herquet, F. Maltoni, O. Mattelaer and T. Stelzer, JHEP **1106**, 128 (2011) [arXiv:1106.0522 [hep-ph]].

- [14] P. M. Nadolsky, H. -L. Lai, Q. -H. Cao, J. Huston, J. Pumplin, D. Stump, W. -K. Tung and C. -P. Yuan, Phys. Rev. D **78**, 013004 (2008) [arXiv:0802.0007 [hep-ph]].
- [15] B. W. Harris, E. Laenen, L. Phaf, Z. Sullivan and S. Weinzierl, Phys. Rev. D **66**, 054024 (2002) [hep-ph/0207055]; N. Kidonakis, Phys. Rev. D **75**, 071501 (2007) [hep-ph/0701080]; J. M. Campbell, R. Frederix, F. Maltoni and F. Tramontano, Phys. Rev. Lett. **102**, 182003 (2009) [arXiv:0903.0005 [hep-ph]]; S. Heim, Q. -H. Cao, R. Schwienhorst and C. -P. Yuan, Phys. Rev. D **81**, 034005 (2010) [arXiv:0911.0620 [hep-ph]].
- [16] J. Alwall and the CP3 development team, *The MG/ME Pythia-PGS package*; the Madgraph at <http://madgraph.hep.uiuc.edu/>; Pythia at <https://pythia6.hepforge.org/>; and PGS at <http://www.physics.ucdavis.edu/~conway/research/software/pgs/pgs4-general.htm>.
- [17] J. de Favereau *et al.* [DELPHES 3 Collaboration], JHEP **1402**, 057 (2014) [arXiv:1307.6346 [hep-ex]].
- [18] S. Chatrchyan *et al.* [CMS Collaboration], JINST **8**, P04013 (2013) [arXiv:1211.4462 [hep-ex]].
- [19] CMS Collaboration, JINST **7**, P01001 (2012) [arXiv:1109.6034 [hep-ex]].
- [20] S. Chatrchyan *et al.* [CMS Collaboration], arXiv:1401.5041 [hep-ex].
- [21] ATLAS Collaboration, ATL-PHYS-PUB-2011-007.
- [22] V. D. Barger, K. -m. Cheung, T. Han, J. Ohnemus and D. Zeppenfeld, Phys. Rev. D **44**, 1426 (1991).
- [23] LHC Higgs Cross Section Working Group,
<https://twiki.cern.ch/twiki/bin/view/LHCPhysics/CrossSections>.
- [24] F. Maltoni, K. Paul, T. Stelzer and S. Willenbrock, Phys. Rev. D **64**, 094023 (2001) [hep-ph/0106293].