

PERTURBATIONS OF LINEAR DELAY DIFFERENTIAL EQUATIONS AT THE VERGE OF INSTABILITY

N. LINGALA AND N. SRI NAMACHCHIVAYA

ABSTRACT. The characteristic equation for a linear delay differential equation (DDE) has countably infinite roots on the complex plane. This paper considers linear DDEs that are on the verge of instability, i.e. a pair of roots of the characteristic equation lie on the imaginary axis of the complex plane, and all other roots have negative real parts. It is shown that, when small noise perturbations are present, the probability distribution of the dynamics can be approximated by the probability distribution of certain *one dimensional* stochastic differential equation (SDE) *without delay*. This is advantageous because equations without delay are easier to simulate and one-dimensional SDE are analytically tractable. When the perturbations are also linear, it is shown that the stability depends on a specific complex number. The theory is applied to study oscillators with delayed feedback. Some errors in other articles that use multiscale approach are pointed out.

1. INTRODUCTION

Delay differential equations (DDE) arise when the evolution of a variable at any time depends on the history of the variable. The evolution of many physical systems depends on their history owing to finite conduction velocities. Naturally, these systems are modeled by DDE. DDEs arise in many areas: biological systems, population dynamics, machining processes, viscoelasticity, laser optics etc. See [1] for description of some examples. Many models of physiological systems, disease models, population dynamics involve DDE—see Mackey-Glass equation [2] for example.

The subject of this paper is linear DDE at the verge of instability. For example, consider the equation

$$(1) \quad \dot{x}(t) = \kappa x(t-1).$$

Seeking a solution of the form $x(t) = e^{t\lambda}$, we find that λ must satisfy the characteristic equation $\lambda - \kappa e^{-\lambda} = 0$. When $\kappa \in (-\frac{\pi}{2}, 0)$, all roots of the characteristic equation have negative real parts (see corollary 3.3 on page 53 of [3]). When $\kappa = -\frac{\pi}{2}$ a pair of roots $\pm i\frac{\pi}{2}$ are on the imaginary axis and all others have negative real parts. When $\kappa < -\frac{\pi}{2}$ some of the roots have positive real part. Hence, the system (1) is on the verge of instability at $\kappa = -\frac{\pi}{2}$. We study effect of perturbations on such systems, for example,

$$\dot{x}(t) = \left(-\frac{\pi}{2} + \varepsilon \xi(t)\right) x(t-1)$$

where ξ is a noise and $\varepsilon \ll 1$ denoting the strength of the perturbation.

Such instability situations arise, for example, in machining processes. An oscillator of the form

$$(2) \quad \ddot{q}(t) + 2\zeta\dot{q}(t) + p^2q(t) = -\kappa p^2 [q(t) - q(t-r)]$$

is used to describe a phenomenon called ‘regenerative chatter’ in machining processes [4]. The model is as follows: A cutting tool is placed on a workpiece that is attached to a shaft rotating with time period r . The tool vibrates as it cuts the material from the workpiece. Let $q(t)$ describe the position of a point on the machine tool. The force acting on the tool is proportional to the depth of the chip being cut and the depth is approximated as the difference between the present position ($q(t)$) of the tool and its position one revolution earlier ($q(t-r)$). The coefficient κ is the force coefficient which depends, among other factors, on the width of cut. It is known that, for a fixed r , there exists a critical κ_c such that the amplitude q of the oscillator decreases exponentially if $\kappa < \kappa_c$ and increases exponentially if $\kappa > \kappa_c$. When $\kappa = \kappa_c$ oscillations of constant amplitude persist. This oscillatory behavior is called ‘chatter’. In machining, the goal is to have a large rate of cut. The greater the rate, the larger is κ , and chatter occurs when κ is larger than a critical value resulting in poor surface finish. Researchers explored the possibility of achieving chatter suppression

Date: 19 February, 2016.

Key words and phrases. Delay differential equation; Hopf bifurcation; noise; averaging; martingale problem; stability; Lyapunov exponent; multiple scales; chatter; van der Pol oscillator.

by varying structural parameters of the tool like damping and stiffness (see [5], [6]). Suppose there are small random perturbations in the natural frequency p in (2) such that $p = p_o(1 + \varepsilon\sigma(\xi(t)))$ where σ is a mean-zero function of the noise ξ and $\varepsilon \ll 1$ is the strength of the perturbation, then on expanding in powers of ε and discarding terms of higher order, we have

$$(3) \quad \begin{aligned} \ddot{q}(t) + 2\zeta\dot{q}(t) + p_0^2q(t) &= -\kappa p_0^2[q(t) - q(t-r)] \\ &+ \varepsilon\sigma(\xi(t))[-2(1+\kappa)p_0q(t)] + \varepsilon\sigma(\xi(t))[2\kappa p_0q(t-r)], \end{aligned}$$

which can be studied as a perturbation of (2). Also, small random perturbations in the properties of the material being cut could affect the tool dynamics—see [7].

Delay equations on the verge of instability arise also, for example, in the study of eye pupil [8], and act of human balancing [9]. In [10], authors make a case for studying effect of noise on oscillators with delayed feedback. As a prototypical oscillator they consider the van der Pol model

$$(4) \quad \ddot{q}(t) + \omega_0^2q(t) + \eta q(t-r) = \beta\dot{q}(t) + \kappa\dot{q}(t-r) - bq^2(t)\dot{q}(t) + q(t)\xi(t)$$

with ξ a Gaussian white noise with zero mean and variance $\langle \xi(t)\xi(t') \rangle = 2D\delta(t-t')$.

Deterministic and stochastic DDE have been well studied in literature—see for example the books [11] (deterministic) and [12] (stochastic). Deterministic DDE *at the verge of instability* are also well studied—see [13] for averaging approach, [14] and [15] for multiscale approach. Stochastic DDE *at the verge of instability*, with noise being white, are studied by employing multiscale approach in [16], [17] and [10], [18]; by averaging approach in [19], [20], [31]; and by center-manifold approach in [30].

However, [16], [17], [10], [18] have committed serious errors in the analysis. These are pointed out in the appendix A. Sections A.1 (errors of [16], [17]) and A.2 (errors of [10], [18]) can be read without further preparation. However, to understand A.3 (shortcomings of [19], [20], [31]) the mathematical background in the later two sections would be needed. [30] considers stability of scalar delay systems with additive white noise but commit an error in their analysis—which would be pointed out in section 7. [28] considers a different kind of instability (one root of characteristic equation is zero and all other roots have negative real parts), which is reviewed in section 7.

This article deals with systems that can be studied as perturbations of linear DDE at the verge of instability. In recent articles [21] and [22] we have shown rigorously that, under certain conditions, the dynamics of such systems forced by white noise can be approximated (in a distributional sense) by the dynamics of a **one-dimensional** stochastic differential equation (SDE) **without delay**. The purpose of this article is three-fold:

- (1) To exploit the results of [21] and [22] to show how the analysis of systems at the verge of instability can be simplified. The advantage arises because equations without delay are easier to simulate and one-dimensional SDE are analytically tractable. The articles [21] and [22] deal rigorously with scalar systems forced by white noise. In this article we give (without proofs) explicit formulas for the approximating dynamics of vector-valued systems forced by white noise (equations of the form (7) and (43)).

The approach taken in this article is similar to that in [19], [20], [31], in the sense that all use the spectral theory for DDE and averaging. However, [19], [20], [31] consider specific applications of the equations of the form (7) but do not consider the stronger perturbations as in equation (43). [30] also uses spectral theory for DDE, and deals with stronger perturbations in the scalar case using a center-manifold approach. When dealing with equation (43), the averaging approach that we take does not assume the existence of center-manifold (rigorous results about center-manifold for stochastic DDE are not known¹). Further, the formulas (55)–(56) presented here, regarding the stronger perturbations G_q in (43), are of independent interest. When applied in the deterministic DDE setting, they provide an alternate way to compute the effect of center-manifold terms on the amplitude of critical mode (more details are provided in section 5).

- (2) To point out the errors in existing approaches that deal with white noise case.
- (3) To study systems forced by other general kind of noises (for example a continuous-time two-state markov chain). Theoretical results for this case (equations of the form (8)) dealt in section 6 do not

¹However see [34] for related results. One of the special cases of theorem 4.1 of [34] is the following: In the case that zero is a fixed point of a stochastic DDE and the stochastic system linearized about zero does not have zero as a lyapunov exponent then local stable and unstable manifolds exist. These manifolds are the set of initial conditions which converge to or diverge from zero at an exponential rate.

appear anywhere else. A sketch of the proof of the main result (theorem 6.1) is provided in appendix D.

These claims would become more clear after the next two sections where the mathematical framework is explained. Also, in the case where the perturbations are also linear, a complex number is identified which *alone* dictates the stability of the system.

2. MATHEMATICAL SETUP OF DDE

2.1. Notation.

- (1) $e^{\lambda \bullet}$ means a function whose evaluation at $\theta \in \mathbb{R}$ is $e^{\lambda\theta}$
- (2) * as superscript indicates transpose,
- (3) \bar{z} is complex conjugate of z ,
- (4) $\underline{v} \in \mathbb{R}^n$ means \underline{v} is $n \times 1$ matrix with each entry in \mathbb{R} and $\underline{v} \in \mathbb{R}^{n*}$ means \underline{v} is $1 \times n$ matrix with each entry in \mathbb{R} . The line underneath serves as a reminder that the quantity is multidimensional. Similar for \mathbb{C}^n and \mathbb{C}^{n*} .

2.2. Equations considered in the article. Let $x(t)$ be a \mathbb{R}^n -valued process governed by a DDE with maximum delay r . The evolution of x at each time t requires the history of the process in the time interval $[t-r, t]$. So, the state space can be taken as $\mathcal{C} := C([-r, 0]; \mathbb{R}^n)$, the space² of continuous functions on the interval $[-r, 0]$ with values in \mathbb{R}^n . At each time t , denote the $[t-r, t]$ segment of x as $\Pi_t x$, i.e. $\Pi_t x \in \mathcal{C}$ and

$$\Pi_t x(\theta) = x(t + \theta), \quad \text{for } \theta \in [-r, 0].$$

Now, a linear DDE can be represented in the following form

$$(5) \quad \begin{cases} \dot{x}(t) = L_0(\Pi_t x), & t \geq 0, \\ \Pi_0 x = \varphi \in \mathcal{C}, \end{cases}$$

where $L_0 : \mathcal{C} \rightarrow \mathbb{R}^n$ is a continuous linear mapping on \mathcal{C} and φ is the initial history required. For example, $\dot{x}(t) = -\frac{\pi}{2}x(t-1)$ can be represented using the linear operator given by $L_0(\eta) = -\frac{\pi}{2}\eta(-1)$ for $\eta \in \mathcal{C}$.

We assume there exists a bounded matrix-valued function $\mu : [-r, 0] \rightarrow \mathbb{R}^{n \times n}$, continuous from the left on the interval $(-r, 0)$ and normalized with $\mu(0) = 0_{n \times n}$, such that

$$(6) \quad L_0 \eta = \int_{[-r, 0]} d\mu(\theta) \eta(\theta), \quad \forall \eta \in \mathcal{C}.$$

This is not a restriction: every continuous linear operator L_0 has such a representation. For example,

$$\dot{x} = -\frac{\pi}{2}x(t-1) \text{ can be represented with } \mu(\theta) = \begin{cases} \frac{\pi}{2} & \theta = -r, \\ 0 & \theta > -r. \end{cases}$$

This article deals with perturbations of linear DDE, i.e. equations of the form

$$(7) \quad \begin{cases} dx(t) = L_0(\Pi_t x)dt + \varepsilon^2 G(\Pi_t x)dt + \varepsilon F(\Pi_t x)dW(t), & t \geq 0, \\ \Pi_0 x = \varphi \in \mathcal{C}, \end{cases}$$

where $F, G : \mathcal{C} \rightarrow \mathbb{R}^n$ are possibly nonlinear, W is \mathbb{R} -valued Wiener process and $\varepsilon \ll 1$ is a small number signifying perturbation. The following equations are also considered:

$$(8) \quad \begin{cases} dx(t) = L_0(\Pi_t x)dt + \varepsilon^2 G(\Pi_t x)dt + \varepsilon \sigma(\xi(t))F(\Pi_t x)dt, & t \geq 0, \\ \Pi_0 x = \varphi \in \mathcal{C}, \end{cases}$$

where $F, G : \mathcal{C} \rightarrow \mathbb{R}^n$ are possibly nonlinear, ξ is a noise process (satisfying some assumptions) and σ is a mean-zero function of the noise ξ . For example, one can have ξ as a finite-state markov chain.

As an example, consider $\dot{\tilde{x}} = \kappa \tilde{x}(t-1) - \tilde{x}^3(t)$ where κ has small perturbations about $-\frac{\pi}{2}$ according to $\kappa = -\frac{\pi}{2} + \varepsilon \sigma(\xi(t)) + \varepsilon^2$ where ξ is a noise. Then $x(t) = \varepsilon^{-1} \tilde{x}(t)$ can be put in the form (8) with $L_0(\eta) = -\frac{\pi}{2}\eta(-1)$, $F(\eta) = \eta(-1)$ and $G(\eta) = -\eta^3(0) + \eta(-1)$.

The operator L_0 is asumed to be such that the unperturbed system (5) is on the verge of instability, i.e. L_0 satisfies the following assumption.

²The space \mathcal{C} is Banach space when equipped with sup norm: $\|\eta\| := \sup_{\theta \in [-r, 0]} |\eta(\theta)|$ for $\eta \in \mathcal{C}$.

Assumption 1. *Define*

$$\Delta(\lambda) = \lambda I_{n \times n} - \int_{[-r, 0]} d\mu(\theta) e^{\lambda\theta},$$

where I is the identity matrix. The characteristic equation

$$(9) \quad \det(\Delta(\lambda)) = 0, \quad \lambda \in \mathbb{C}$$

has a pair of purely imaginary solutions $\pm i\omega_c$ and all other solutions³ have negative real parts.

Since (7) and (8) would be studied as perturbations of the linear DDE (5), a brief overview of the unperturbed system (5) would be given now.

2.3. The unperturbed system (5). The content in this section can be found in chapter 7 of [11] and chapter 4 of [23].

2.3.1. Projection onto eigenspaces. The space \mathcal{C} can be split as $\mathcal{C} = P \oplus Q$ where P is the eigenspace of the critical eigenvalues $\pm i\omega_c$. Since P corresponds to the critical eigenvalues $\pm i\omega_c$, the projection of the dynamics of the unperturbed system onto P is purely oscillatory with frequency ω_c . Since Q corresponds to the eigenvalues with negative real part, the projection of the dynamics of the unperturbed system onto Q decays exponentially fast.

Here we show, given an $\eta \in \mathcal{C}$, how to find the projection onto the space P . For details, see chapter 7 of [11] and chapter 4 of [23].

Any $\eta \in \mathcal{C}$ can be written as $\eta = \pi\eta + (I - \pi)\eta$ where $\pi\eta \in P$ and $(I - \pi)\eta \in Q$. Here π is the projection operator $\pi : \mathcal{C} \rightarrow P$ and I is the identity operator. The projection π can be constructed as follows: Let

$$(10) \quad \Phi = [\Phi_1, \Phi_2], \quad \Phi_1(\bullet) = \underline{d}e^{i\omega_c \bullet}, \quad \Phi_2(\bullet) = \bar{\underline{d}}e^{-i\omega_c \bullet}$$

where $\underline{d} \in \mathbb{C}^n$ is chosen such that

$$(11) \quad \Delta(i\omega) \underline{d} = 0_{n \times 1}.$$

Note that each Φ_i belongs to $C([-r, 0]; \mathbb{C}^n)$. Define the bilinear form $\langle \cdot, \cdot \rangle : C([0, r]; \mathbb{C}^{n*}) \times C([-r, 0], \mathbb{C}^n) \rightarrow \mathbb{C}$, given by

$$(12) \quad \langle \psi, \eta \rangle := \psi(0)\eta(0) - \int_{-r}^0 \int_0^\theta \psi(s - \theta) d\mu(\theta) \eta(s) ds.$$

Let

$$(13) \quad \Psi = \begin{bmatrix} \Psi_1 \\ \Psi_2 \end{bmatrix}, \quad \Psi_1(\bullet) = c \underline{d}_2 e^{-i\omega_c \bullet}, \quad \Psi_2(\bullet) = \bar{c} \bar{\underline{d}}_2 e^{i\omega_c \bullet},$$

where $\underline{d}_2 \in \mathbb{C}^{n*}$ is chosen such that

$$(14) \quad \underline{d}_2 \Delta(i\omega) = 0_{1 \times n}$$

and the constant c is chosen such that

$$(15) \quad \langle \Psi_i, \Phi_j \rangle = \delta_{ij}.$$

(Here $\delta_{ij} = 1$ if $i = j$ and zero if $i \neq j$.)

Writing $\langle \Psi, \eta \rangle = \begin{bmatrix} \langle \Psi_1, \eta \rangle \\ \langle \Psi_2, \eta \rangle \end{bmatrix}$ we obtain for the projection $\pi : \mathcal{C} \rightarrow P$,

$$(16) \quad \pi(\eta) = \Phi \langle \Psi, \eta \rangle = \Phi_1 \langle \Psi_1, \eta \rangle + \Phi_2 \langle \Psi_2, \eta \rangle.$$

Note that $\langle \Psi_1, \eta \rangle$ and $\langle \Psi_2, \eta \rangle$ are complex conjugates and so are Φ_1 and Φ_2 .

³Typically there are countably infinite other roots.

2.3.2. *Behaviour of solution on the eigenspaces.* The solution to the unperturbed system (5) can be written as

$$\Pi_t x = \pi \Pi_t x + (I - \pi) \Pi_t x = \Phi z(t) + y_t$$

where $z(t) = \langle \Psi, \Pi_t x \rangle$ and $y_t = \Pi_t x - \Phi z(t)$. Note that $z \in \mathbb{C}^2$ is a 2-component vector with $z_2 = \bar{z}_1$, and $\Phi z(t) \in P$ and $y_t \in Q$. It can be shown that

$$(17) \quad \dot{z}(t) = Bz(t), \quad B = \begin{bmatrix} i\omega_c & 0 \\ 0 & -i\omega_c \end{bmatrix},$$

i.e. z oscillate with constant amplitude and frequency ω_c . So, $2z_1 z_2$ is a constant in time. Further, it can be shown that $\|y_t\|$ decreases⁴ to zero exponentially fast (because the dynamics on Q is governed by eigenvalues with negative real parts).

2.4. **The perturbed systems (7) and (8).** Define the function $\mathfrak{h} : \mathcal{C} \rightarrow \mathbb{R}$ by

$$(18) \quad \mathfrak{h}(\eta) := 2\langle \Psi_1, \eta \rangle \langle \Psi_2, \eta \rangle, \quad \eta \in \mathcal{C}.$$

As noted above,

$$2z_1(t)z_2(t) = 2\langle \Psi_1, \Pi_t x \rangle \langle \Psi_2, \Pi_t x \rangle = \mathfrak{h}(\Pi_t x)$$

is a constant for the *unperturbed* system (5). When we deal with the perturbed system (7) or (8), the quantity $\mathcal{H}(t) := \mathfrak{h}(\Pi_t x)$ evolves much slowly compared to x and z_i . In (7), because a Weiner process has the property that ‘*the rescaled process $t \mapsto \varepsilon W(t/\varepsilon^2)$ has the same probability distribution as that of a Wiener process*’, the noise perturbations take $O(1/\varepsilon^2)$ time to significantly affect the \mathcal{H} dynamics. Also, the prturbation G is of strength ε^2 . Hence, significant changes in \mathcal{H} occurs only in times of order $1/\varepsilon^2$. In (8), even though the strength of the noise perturbation is ε , because σ is a mean-zero function of the noise, significant changes in \mathcal{H} occurs only in times of order $1/\varepsilon^2$.

Our claim is that, under certain conditions on the coefficients F and G , the probability distribution of the process $\mathcal{H}(t/\varepsilon^2)$ converges to the probability distribution of a SDE *without delay*. Because of the nature of decay on Q , $\|y_t\|$ decays to small values exponentially fast, and so studying \mathcal{H} is enough to obtain a good approximation to the behaviour of x in (7) and (8). How to obtain the SDE is shown in later sections.

Remark 2.1. *The reason why studying \mathcal{H} would be useful is the following: for the moment assume the part of solution in the stable eigenspace Q is zero, i.e. $\Pi_t x = \Phi z(t)$ and $(I - \pi)\Pi_t x = 0$. Then, for the j^{th} component of x we have $x_j(t) = (\Pi_t x(0))_j = (\underline{d})_j z_1(t) + (\bar{\underline{d}})_j z_2(t)$ where \underline{d} is choosen in (10). Noting that $z_2 = \bar{z}_1$ and that dynamics of z_i is predominantly oscillatory with frequency ω_c , we find that the dynamics of x_j is predominantly oscillatory with amplitude $2|(\underline{d})_j z_1|$ or what is the same $\sqrt{4(\underline{d})_j (\bar{\underline{d}})_j z_1 z_2} = |(\underline{d})_j| \sqrt{4z_1 z_2} = |(\underline{d})_j| \sqrt{2\mathcal{H}}$. Hence the magnitude of \mathcal{H} indicates the amplitude of oscillation of x (usually the amplitude might differ from $|(\underline{d})_j| \sqrt{2\mathcal{H}}$ by a slight amount because the part of the solution in Q , i.e. $(1 - \pi)\Pi_t x$ is not exactly zero).*

A crucial role is played by the vector $\Psi(0)$. So the symbol $\hat{\Psi}$ is reserved for $\Psi(0)$.

$$\hat{\Psi} \stackrel{\text{def}}{=} \Psi(0).$$

3. THE PERTURBED SYSTEM (7)

As noted above $\mathfrak{h}(\Pi_t x)$ for the perturbed system (7) varies slowly compared to x . Changes in $\mathfrak{h}(\Pi_t x)$ are significant only on times of order $1/\varepsilon^2$. Hence, we rescale time and write $X^\varepsilon(t) = x(t/\varepsilon^2)$ where x is governed by (7).

Under the above time-scaling, the x time-series would be compressed by a factor of ε^2 . So, in order to be able to write the evolution equation for X^ε , we need to define a new segment extractor Π_t^ε as follows: for a \mathbb{R}^n valued function f defined on $[-\varepsilon^2 r, \infty)$ the $[t - \varepsilon^2 r, t]$ segment is given by

$$(19) \quad (\Pi_t^\varepsilon f)(\theta) = f(t + \varepsilon^2 \theta), \quad -r \leq \theta \leq 0.$$

Now, the process X^ε has the same probability law as that of a process satisfying

$$(20) \quad dX^\varepsilon(t) = \frac{1}{\varepsilon^2} L_0(\Pi_t^\varepsilon X^\varepsilon) dt + G(\Pi_t^\varepsilon X^\varepsilon) dt + F(\Pi_t^\varepsilon X^\varepsilon) dW(t), \quad t \geq 0, \quad \Pi_0^\varepsilon X^\varepsilon = \varphi \in \mathcal{C},$$

where W is \mathbb{R} -valued Wiener process⁵.

⁴This is the sup norm on \mathcal{C} .

⁵We have used the fact that for a Wiener process W , $\varepsilon W(t/\varepsilon^2)$ has the same probability law as a Wiener process.

Write $\mathcal{H}^\varepsilon(t) := \mathfrak{h}(\Pi_t^\varepsilon X^\varepsilon)$ with \mathfrak{h} defined in (18). Using Ito formula, it can be shown that $\mathcal{H}^\varepsilon(t)$ satisfies

$$(21) \quad d\mathcal{H}^\varepsilon(t) = b(\Pi_t^\varepsilon X^\varepsilon)dt + \sigma(\Pi_t^\varepsilon X^\varepsilon)dW, \quad \mathcal{H}^\varepsilon(0) = \mathfrak{h}(\varphi),$$

where

$$(22) \quad b(\eta) = E(\eta)G(\eta) + \frac{1}{2}4(\hat{\Psi}_1 F(\eta))(\hat{\Psi}_2 F(\eta)),$$

$$(23) \quad \sigma(\eta) = E(\eta)F(\eta),$$

$$(24) \quad E(\eta) = 2(\langle \Psi_1, \eta \rangle \hat{\Psi}_2 + \langle \Psi_2, \eta \rangle \hat{\Psi}_1).$$

Recall that we can write the solution as $\Pi_t^\varepsilon X^\varepsilon = \Phi z(t) + (I - \pi)\Pi_t^\varepsilon X^\varepsilon$ where $z(t) := \langle \Psi, \Pi_t^\varepsilon X^\varepsilon \rangle$. Note that the evolution of $z_i(t) = \langle \Psi_i, \Pi_t^\varepsilon X^\varepsilon \rangle$ is fast compared to the evolution of \mathcal{H}^ε and is predominantly oscillatory. Heuristically, the z_i oscillate fast *along* trajectories of constant \mathfrak{h} (the effect of $\frac{1}{\varepsilon^2}L_0$) while at the same time diffusing slowly *across* the constant \mathfrak{h} trajectories (the effect of perturbations G, F). Hence, the z_i in the above coefficients b and σ can be averaged.

Theorem 3.1. *In the case when*

(i) *F is constant and G has stabilizing effect or*

(ii) *F is either linear or constant and G is Lipschitz,*

the probability distribution of \mathcal{H}^ε from (21) until any finite time $T > 0$ converges, as $\varepsilon \rightarrow 0$, to the probability distribution of a process \check{h} which is the solution of the SDE

$$d\check{h}(t) = b_H(\check{h}(t))dt + \sigma_H(\check{h}(t))dW(t), \quad \check{h}(0) = \mathfrak{h}(\varphi),$$

where b_H and σ_H are obtained by averaging the functions in (22) and (23) as described below in section 3.1. The perturbation G is said to have ‘stabilizing effect’ if the deterministic system $\dot{h} = b_H(h)$ is stable.

Note that \mathcal{H} encodes information only about the critical component $\pi\Pi^\varepsilon X^\varepsilon$ of the solution. The above results should be augmented with a result that the stable component $(I - \pi)\Pi^\varepsilon X^\varepsilon$ is small. Proof of theorem (3.1) and a result to the effect that the stable component of the solution is small are presented in [22] (also see [21] for the case when G is Lipschitz and F is constant).

3.1. Evaluation of b_H and σ_H . To evaluate b_H and σ_H at a specific value $\check{h} \in \mathbb{R}$, we consider a solution $\Pi_t x$ of the *unperturbed* system (5) that remains in the space P for all time and such that $\mathfrak{h}(\Pi_t x) = \check{h}$. For this purpose define

$$(25) \quad \eta_t^{\check{h}} \stackrel{\text{def}}{=} \frac{1}{2}\sqrt{2\check{h}}\Phi \begin{bmatrix} e^{i\omega_c t} \\ e^{-i\omega_c t} \end{bmatrix}.$$

Note that $\eta_t^{\check{h}} \in P$ for all time and the z coordinates of $\eta_t^{\check{h}}$ given by $\frac{1}{2}\sqrt{2\check{h}} \begin{bmatrix} e^{i\omega_c t} \\ e^{-i\omega_c t} \end{bmatrix}$ evolve according (17). Hence $\eta_t^{\check{h}}$ is the solution of the unperturbed system with the initial condition $\eta_0^{\check{h}}$. Further, $\mathfrak{h}(\eta_t^{\check{h}}) = 2(\frac{1}{2}\sqrt{2\check{h}}e^{i\omega_c t})(\frac{1}{2}\sqrt{2\check{h}}e^{-i\omega_c t}) = \check{h}$.

Now, the averaged coefficients b_H and σ_H are given by

$$(26) \quad b_H(\check{h}) = \frac{1}{2\pi/\omega_c} \int_0^{2\pi/\omega_c} b(\eta_t^{\check{h}}) dt,$$

$$(27) \quad \sigma_H^2(\check{h}) = \frac{1}{2\pi/\omega_c} \int_0^{2\pi/\omega_c} \sigma^2(\eta_t^{\check{h}}) dt.$$

The following fact would be useful in the evaluation of above averages: for $\eta_t^{\check{h}}$, E defined in (24) becomes (on using (15))

$$E(\eta_t^{\check{h}}) = \sqrt{2\check{h}}(\hat{\Psi}_1 e^{-i\omega_c t} + \hat{\Psi}_2 e^{i\omega_c t}).$$

4. EXAMPLES

In this section we show three examples. The first is a simple scalar system—we study the perturbations of $\dot{x}(t) = -\frac{\pi}{2}x(t-1)$. In section 4.1, while studying cubic nonlinear perturbations and additive white noise perturbations, we illustrate the results of previous section and show how the averaged process can yield information about the x process. This example is a running one in the sense that we revisit it when studying stronger deterministic perturbations in section 5 and different kinds of noise in section 6.

The purpose of the second example is to propose a conjecture. When perturbations are linear as well, we identify a complex number and claim that it *alone* dictates the stability of the system. We provide support to our conjecture using numerical simulations on $\dot{x}(t) = -\frac{\pi}{2}x(t-1)$.

The third is the van der Pol oscillator (4). Here we illustrate the stabilizing/destabilizing effects of noise and show how the averaging results obtained in the previous section give good enough description of the effects of noise and allow us to compute how much bifurcation thresholds are displaced in presence of noise when compared to the deterministic case.

4.1. A scalar equation. Consider the following equation:

$$(28) \quad dx(t) = -\frac{\pi}{2}x(t-1)dt + \varepsilon^2 x^3(t-1)dt + \varepsilon\sigma dW.$$

In this case $L_0\eta = -\frac{\pi}{2}\eta(-1)$, $G(\eta) = \eta^3(-1)$ and $F(\eta) = \sigma$. The characteristic equation $\lambda + \frac{\pi}{2}e^{-\lambda} = 0$ has countably infinite roots on the complex plane. The roots with the largest real part are $\pm i\omega_c = \pm i\frac{\pi}{2}$. Let $\Phi(\theta) = [e^{i\frac{\pi}{2}\theta} \ e^{-i\frac{\pi}{2}\theta}]$. Now, Ψ can be evaluated (using (12) to (15)) to be

$$\Psi(\bullet) = \begin{bmatrix} (1 + i\frac{\pi}{2})^{-1}e^{-i\frac{\pi}{2}\bullet} \\ (1 - i\frac{\pi}{2})^{-1}e^{i\frac{\pi}{2}\bullet} \end{bmatrix}.$$

The averaged drift and diffusions can be calculated using (22)–(27) as

$$(29) \quad b_H(\hbar) = 2\hat{\Psi}_1\hat{\Psi}_2\sigma^2 - \frac{3}{2}(i(\hat{\Psi}_1 - \hat{\Psi}_2))\hbar^2,$$

$$(30) \quad \sigma_H^2(\hbar) = 4\hat{\Psi}_1\hat{\Psi}_2\sigma^2\hbar.$$

In section 5.4, we illustrate how the averaged equation $d\hbar = b_H(\hbar)dt + \sigma_H(\hbar)dW$ can be used to gain information about (28) (recall remark 2.1). The section 5.4 can be read now, setting $\gamma_q = 0$ in (59).

4.2. Linear perturbations. In this section we consider the case where perturbations are also linear, and identify a complex number which *alone* dictates the stability of the system. Note that we restrict to systems satisfying assumption 1. [24] discusses methods to obtain bounds on the maximal exponential growth rates of more general class of delay equations. However the bounds given in [24] are not optimal for systems satisfying assumption 1.

Consider

$$(31) \quad dx(t) = L_0(\Pi_t x)dt + \varepsilon L_1(\Pi_t x)dW(t),$$

where L_i are linear operators, with L_0 satisfying assumption 1. The averaged equation corresponding to (31) is

$$(32) \quad d\hbar(t) = b_H(\hbar)dt + \sigma_H(\hbar)dW(t),$$

where b_H and σ_H can be evaluated using (22)–(27) as

$$\begin{aligned} b_H(\hbar) &= C_b\hbar, & \sigma_H^2(\hbar) &= C_\sigma\hbar^2, \\ C_b &= (\hat{\Psi}_1 L_1 \Phi_1)(\hat{\Psi}_2 L_1 \Phi_2) + (\hat{\Psi}_1 L_1 \Phi_2)(\hat{\Psi}_2 L_1 \Phi_1), \\ C_\sigma &= (\hat{\Psi}_1 L_1 \Phi_1 + \hat{\Psi}_2 L_1 \Phi_2)^2 + 2(\hat{\Psi}_1 L_1 \Phi_2)(\hat{\Psi}_2 L_1 \Phi_1). \end{aligned}$$

The solution to (32) is given by

$$(33) \quad \hbar(t) = \hbar(0) \exp \left((C_b - \frac{1}{2}C_\sigma)t + \sqrt{C_\sigma}W(t) \right).$$

The Lyapunov exponent for the averaged equation (32) can be calculated to be

$$\begin{aligned} \lambda_{avg} &= \lim_{t \rightarrow \infty} \frac{1}{t} \log \hbar(t) \\ &= \lim_{t \rightarrow \infty} \frac{1}{t} \log \hbar(0) + (C_b - \frac{1}{2}C_\sigma) + \sqrt{C_\sigma} \lim_{t \rightarrow \infty} \frac{W(t)}{t} \\ &= (C_b - \frac{1}{2}C_\sigma) \\ &= -\frac{1}{2} \left((\hat{\Psi}_1 L_1 \Phi_1)^2 + (\hat{\Psi}_2 L_1 \Phi_2)^2 \right). \end{aligned}$$

Define $\lambda_j^\varepsilon(t) := \frac{1}{t} \log \sup_{s \in [t-mr, t]} |x_j(s)|$ with $m \in \mathbb{N}$ such that $mr > \frac{2\pi}{\omega_c}$ (here m is chosen so as to avoid oscillations in the modulus of x). We conjecture that for large t , $\lambda^\varepsilon(t)$ is close to $\varepsilon^2 \frac{1}{2} \lambda_{avg}$. The $\frac{1}{2}$ arises from the fact that \hat{h} is quadratic in x .

We verify the above conjecture using the sytem:

$$(34) \quad dx = -\frac{\pi}{2} x(t-1)dt + \varepsilon x(t-1)dW,$$

i.e. $L_0\eta = -\frac{\pi}{2}\eta(-1)$ and $L_1\eta = \eta(-1)$. The Lyapunov exponent for (32) can be calculated to be $\lambda_{avg} \approx -0.122$ (the matrices $\hat{\Psi}$ and Φ are already calculated in section 4.1). Eighty realizations of trajectories of (34) are simulated with $\varepsilon = 0.1$ and initial condition $(\Pi_0 x)(\theta) = \cos(\omega_c \theta)$ for $\theta \in [-r, 0]$. In the figure 1 we show the box plot for $\lambda^\varepsilon(t) := \frac{1}{t} \log \sup_{s \in [t-5, t]} |x(s)|$. For t large, mean of $\lambda^\varepsilon(t)$ is close to -0.0006 and we have $\varepsilon^2 \frac{1}{2} \lambda_{avg} \approx -0.0006$. For details of the numerical scheme see appendix E.

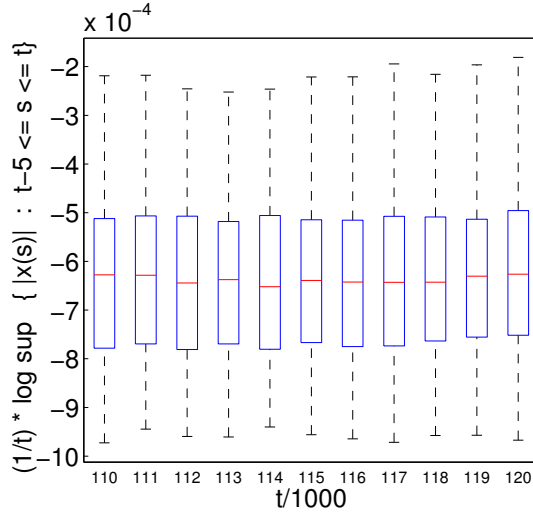


FIGURE 1. Box-plot of $\lambda^\varepsilon(t) := \frac{1}{t} \log \sup_{s \in [t-5r, t]} |x(s)|$ for t between 110,000 and 120,000 in steps of 1000. Red line is the mean of 80 realizations. Lower blue line is 25th percentile and upper blue line is 75th percentile.

Recalling that $\hat{\Psi}_2$ and $L_1\Phi_2$ are the complex conjugates of $\hat{\Psi}_1$ and $L_1\Phi_1$ respectively, we find that

$$\lambda_{avg} = -\operatorname{Re}[(\hat{\Psi}_1 L_1 \Phi_1)^2] = -|\hat{\Psi}_1 L_1 \Phi_1|^2 \cos(2\theta_*),$$

where θ_* is the angle of the complex number $\hat{\Psi}_1 L_1 \Phi_1$. The stability condition $\lambda_{avg} < 0$ translates to $\cos(2\theta_*) > 0$. If the conjecture that for large t , $\lambda^\varepsilon(t)$ is close to $\varepsilon^2 \frac{1}{2} \lambda_{avg}$ is true, then the complex number $\hat{\Psi}_1 L_1 \Phi_1$ alone dictates the stability of (31).

4.3. van der Pol oscillator. In this section we consider the oscillator modeled by equation (4), which was considered in [10]. In studying (4), our intentions are three fold: (i) to point out⁶ the errors in the analysis of [10], (ii) illustrate the stabilizing/destabilizing effects of noise, (iii) show that the averaging results obtained in the previous section give good enough description of the effects of noise.

The oscillator (4) has natural frequency ω_0 which would be altered by the delayed-feedbacks $\eta q(t-r)$ and $\kappa \dot{q}(t-r)$. Negative of β indicates the strength of linear damping in the oscillator. The coefficient b , if positive, is the strength of nonlinear damping in the oscillator.

Since we intend to study the effect of small noise perturbations, we scale $D = \varepsilon^2 \tilde{D}$ with $\varepsilon \ll 1$. Since we study the dynamics close to the zero fixed point, we zoom-in and write $x_1(t) = \frac{1}{\varepsilon} q(t)$ and $x_2(t) = \frac{1}{\varepsilon} \dot{q}(t)$. Then, the oscillator (4) can be put in the following form (using Ito interpretation)

$$(35) \quad dx(t) = L_0(\Pi_t x)dt + \varepsilon^2 \begin{pmatrix} 0 \\ -bx_1^2(t)x_2(t) \end{pmatrix} dt + \varepsilon \sqrt{2\tilde{D}} \begin{pmatrix} 0 \\ x_1(t) \end{pmatrix} dW(t)$$

⁶This is done in appendix A

where W is Wiener process and $L_0\phi = \int_{-r}^0 d\mu(\theta)\phi(\theta)$ with

$$d\mu(\theta) = \begin{pmatrix} 0 & 1 \\ -\omega_0^2 & \beta \end{pmatrix} \delta_0(\theta) + \begin{pmatrix} 0 & 0 \\ -\eta & \kappa \end{pmatrix} \delta_{-r}(\theta),$$

where δ_0 and δ_{-r} are delta functions, i.e. $\int \delta_0\phi = \phi(0)$ and $\int \delta_{-r}\phi = \phi(-r)$ for $\phi \in \mathcal{C}$.

The characteristic equation becomes

$$(36) \quad -\lambda\beta + \lambda^2 + (\eta - \kappa\lambda)e^{-\lambda r} + \omega_0^2 = 0.$$

Since our intention is to study the effect of small noise perturbations on the oscillator when it is at the verge of instability, we assume that the parameters of the problem are such that the characteristic equation has two roots $\pm i\omega_c$ on the imaginary axis and all other roots have negative real parts. With this assumption the unperturbed system $\dot{x}(t) = L_0(\Pi_t x)$ is on the verge of instability. Figure 2 shows the stability boundary.

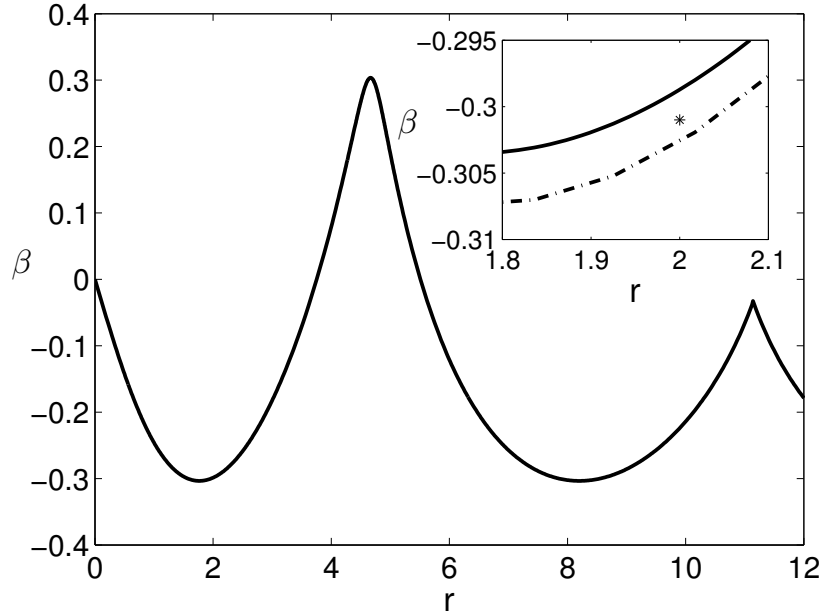


FIGURE 2. Boundary of stability for the fixed point $(x_1 = 0, x_2 = 0)$ of the system (35) with $\varepsilon = 0$, $\omega_0 = 1$, $\kappa = 0$, $\eta = 0.3$. For each delay r there exists a critical value β_c such that for $\beta < \beta_c$ the fixed point is stable and for $\beta > \beta_c$ the fixed point is unstable. In the inset, (theoretically predicted) stability boundary in presence of noise is shown with dashed line (obtained using (41)). For this, $\varepsilon = 0.1$, $\tilde{D} = 1$ and $b = 1$. For β in the region below the dashed line, theoretical results predict that the $(0, 0)$ fixed point is stable in presence of noise. Above the dashed line the fixed point loses stability; nevertheless invariant density exists. So, theoretical results predict that the noise has destabilized the region between solid and dashed lines. The point marked by * in the inset is $r = 2$, $\beta = -0.301$. For this point we show in figure 3 the invariant density obtained by numerical simulations. The theoretically obtained invariant density (obtained in (42)) is in very good agreement with the actual density obtained from numerical simulations.

The matrices Φ and Ψ can be evaluated (using (10) to (15)) as

$$\Phi(\bullet) = \begin{pmatrix} e^{i\omega_c \bullet} & e^{-i\omega_c \bullet} \\ i\omega_c e^{i\omega_c \bullet} & -i\omega_c e^{-i\omega_c \bullet} \end{pmatrix} = \begin{pmatrix} \Phi_1 & \Phi_2 \end{pmatrix},$$

$$\Psi(\bullet) = \begin{pmatrix} c(\omega_0^2 + \eta e^{-i\omega_c r})e^{-i\omega_c \bullet} & c(-i\omega_c)e^{-i\omega_c \bullet} \\ \bar{c}(\omega_0^2 + \eta e^{i\omega_c r})e^{i\omega_c \bullet} & \bar{c}(i\omega_c)e^{i\omega_c \bullet} \end{pmatrix} = \begin{pmatrix} \Psi_1 \\ \Psi_2 \end{pmatrix},$$

where

$$(37) \quad c = (\omega_c^2 + e^{-i\omega_c r}(\eta + i\eta r\omega_c + \kappa r\omega_c^2) + \omega_0^2)^{-1}.$$

Remark 4.1. *The process $\mathfrak{h}(\Pi_t x)$ with \mathfrak{h} defined in (18) has additional significance for this problem. If $\Pi_t x$ was such that the stable part $(I - \pi)\Pi_t x$ was zero, then $\Pi_t x = \pi\Pi_t x = \Phi z(t)$, which gives*

$$x(t) = \Pi_t x(0) = \Phi_1(0)z_1(t) + \Phi_2(0)z_2(t) = \begin{bmatrix} z_1(t) + z_2(t) \\ i\omega_c(z_1(t) - z_2(t)) \end{bmatrix}$$

from which we get $\mathfrak{h}(\Pi_t x) \stackrel{\text{by def}}{=} 2z_1(t)z_2(t) = \frac{1}{2}((x_1(t))^2 + (x_2(t)/\omega_c)^2)$ which represents some kind of energy in the oscillator (note that x_1 is position and x_2 is velocity). Usually $\|(I - \pi)\Pi_t x\|$ decays to very small values exponentially fast and hence $\mathfrak{h}(\Pi_t x)$ differs from the ‘energy’ $\frac{1}{2}((x_1(t))^2 + (x_2(t)/\omega_c)^2)$ by a little amount.

Using (22)–(27) we have

$$\begin{aligned} b_H(\hbar) &= (2\tilde{D})2|c|^2\omega_c^2\hbar - b\omega_c^2\frac{1}{2}(c + \bar{c})\hbar^2, \\ \sigma_H^2(\hbar) &= (2\tilde{D}) (2|c|^2\omega_c^2 + (i\omega_c(\bar{c} - c))^2)\hbar^2. \end{aligned}$$

To understand whether noise has a stabilizing or destabilizing effect, let's consider the damping β as a bifurcation parameter. Write $\beta = \beta_c + \varepsilon^2\tilde{\beta}$ and assume that at $\varepsilon = 0$, β satisfies the characteristic equation (36). Then, the effect of $\tilde{\beta}$ is to add another term $\tilde{\beta}(c + \bar{c})\omega_c^2\hbar$ to b_H . Then, we can write the averaged equation as

$$(38) \quad d\hbar = b_H(\hbar)dt + \sigma_H(\hbar)dW,$$

where

$$\begin{aligned} b_H(\hbar) &= C_b\hbar + C_b^{(2)}\hbar^2, \quad \sigma_H^2(\hbar) = C_\sigma\hbar^2, \\ C_b &= (2\tilde{D})2|c|^2\omega_c^2 \left(1 + \frac{\tilde{\beta}}{2\tilde{D}} \frac{(c + \bar{c})/2}{|c|^2} \right), \\ C_b^{(2)} &= -b\omega_c^2\frac{1}{2}(c + \bar{c}), \\ C_\sigma &= (2\tilde{D})2|c|^2\omega_c^2 \left(1 + \frac{2((\bar{c} - c)/2i)^2}{|c|^2} \right). \end{aligned}$$

To focus on the effect of noise, for the moment we ignore the nonlinearities by setting $b = 0$ in (35). Corresponding averaged system then becomes

$$(39) \quad d\hbar = C_b\hbar + \sqrt{C_\sigma}\hbar dW.$$

The above system is unstable when⁷ $C_b - \frac{1}{2}C_\sigma > 0$, i.e. when

$$(40) \quad \frac{\tilde{\beta}}{2\tilde{D}|c|} \frac{(c + \bar{c})/2}{|c|} > \frac{((\bar{c} - c)/2i)^2}{|c|^2} - \frac{1}{2}.$$

Let $\varsigma_1 = \frac{(c + \bar{c})/2}{|c|}$ and $\varsigma_2 = \left(\frac{((\bar{c} - c)/2i)^2}{|c|^2} - \frac{1}{2} \right)$. It can be shown⁸ that if $\beta_c < 0$, then $\varsigma_1 > 0$.

Assume $\beta_c < 0$. Then, (40) holds when

$$(41) \quad \frac{\tilde{\beta}}{2\tilde{D}|c|} > \frac{\varsigma_2}{\varsigma_1}.$$

⁷note that the solution is similar to (33).

⁸Note that $\text{sign}(\varsigma_1) = \text{sign}\left(\frac{c + \bar{c}}{c\bar{c}}\right) = \text{sign}\left(\frac{1}{c} + \frac{1}{\bar{c}}\right)$. Using (37) we have

$$c^{-1} + (\bar{c})^{-1} = 2(\omega_c^2 + \omega_0^2) + \eta(e^{i\omega_c r} + e^{-i\omega_c r}) + i r \omega_c e^{-i\omega_c r}(\eta - i\omega_c k) - i r \omega_c e^{i\omega_c r}(\eta + i\omega_c k).$$

Employing $\lambda = \pm i\omega_c$ in the characteristic equation (36) we get,

$$i r \omega_c e^{-i\omega_c r}(\eta - i\omega_c k) - i r \omega_c e^{i\omega_c r}(\eta + i\omega_c k) = -2\beta_c r \omega_c^2,$$

$$2\eta(e^{i\omega_c r} + e^{-i\omega_c r}) = (\omega_c^2 - \omega_0^2)(e^{i\omega_c r} + e^{-i\omega_c r})^2 + \beta_c i \omega_c (e^{2i\omega_c r} - e^{-2i\omega_c r}).$$

Hence $c^{-1} + (\bar{c})^{-1} = 2(\omega_c^2 + \omega_0^2) + \frac{1}{2}(\omega_c^2 - \omega_0^2)(e^{i\omega_c r} + e^{-i\omega_c r})^2 + \frac{1}{2}\beta_c i \omega_c (e^{2i\omega_c r} - e^{-2i\omega_c r}) - 2\beta_c r \omega_c^2$ which can be simplified as $c^{-1} + (\bar{c})^{-1} = 2\omega_c^2(1 + \cos^2 \omega_c r) + 2\omega_0^2(1 - \cos^2 \omega_c r) - \beta_c \omega_c (2r\omega_c + \sin 2\omega_c r)$ which is positive if $\beta_c < 0$.

If noise was not present, i.e. $\tilde{D} = 0$ in (35), then the $(x_1 = 0, x_2 = 0)$ fixed point of (39) would have been unstable for any $\tilde{\beta} > 0$ (this is because $-\tilde{\beta}$ specifies how much additional damping is present in the system). If noise is present and $\varsigma_2 > 0$, then the $(x_1 = 0, x_2 = 0)$ fixed point of (39) is stable even for $0 < \tilde{\beta} < 2\tilde{D}|c|_{\varsigma_2}/\varsigma_1$. So, noise has a stabilizing effect if $\varsigma_2 > 0$.

Similar reasoning shows that the noise has destabilizing effect if $\varsigma_2 < 0$. If the noise was not present, then the $(x_1 = 0, x_2 = 0)$ fixed point of (39) would have been stable for any $\tilde{\beta} < 0$. If noise is present and $\varsigma_2 < 0$, then (39) is unstable even for $2\tilde{D}|c|_{\varsigma_2}/\varsigma_1 < \tilde{\beta} < 0$. So, noise has a destabilizing effect if $\varsigma_2 < 0$. This is the scenario presented in the inset of figure 2.

The stability of (35) when $b \neq 0$ depends on the stability of averaged nonlinear system (38). However the theorem 3.1 deals with only weak convergence of probability distributions and hence is not adequate to transfer the stability properties from the averaged system to the original system (35). Nevertheless we give an account of the stability of the averaged system (38). When the nonlinearity is destabilizing, i.e. $C_b^{(2)} > 0$, the system (35) cannot be stable. When $C_b^{(2)} < 0$ and $C_b - \frac{1}{2}C_\sigma < 0$ then the trivial solution $\tilde{h} = 0$ is the only equilibrium point of (38) and is stable. When $C_b^{(2)} < 0$ and $C_b - \frac{1}{2}C_\sigma > 0$ the trivial solution of (38) becomes unstable; nevertheless an invariant density exists. It is given by (obtained by solving steady-state Fokker-Planck equation)

$$(42) \quad p(\tilde{h}) = \frac{\chi^{\frac{2C_b}{C_\sigma}-1}}{\Gamma(\frac{2C_b}{C_\sigma}-1)} \tilde{h}^{2(\frac{C_b}{C_\sigma}-1)} e^{-\tilde{h}\chi}, \quad \chi = 2(-C_b^{(2)})/C_\sigma,$$

where Γ is the Gamma function.

The usefulness of the above results is shown in figure 3. Let the parameters be specified by the point marked by ‘*’ in the inset of figure 2. When $\varepsilon = 0$, the $(x_1 = 0, x_2 = 0)$ fixed point of the oscillator (35) would be stable because ‘*’ lies below the stability boundary (solid line in figure 2). However, in presence of noise the stability boundary is shifted by $\varepsilon^2 2\tilde{D}|c|_{\varsigma_2}/\varsigma_1$ (dashed line in figure 2). Now the fixed point loses stability; nevertheless invariant density exists. Numerical simulation is done with 3200 samples and the cumulative distribution function (cdf) of the invariant density of $\frac{1}{2}(x_1^2 + (x_2/\omega_c)^2)$ is plotted in figure 3. Also shown is the cdf arising from the averaging result (42). By the averaging theorems and remark 4.1 these two should be in good agreement—the figure 3 indeed shows this.

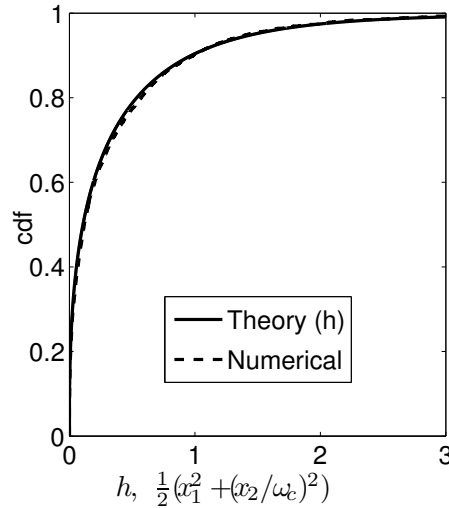


FIGURE 3. Cumulative distribution function (cdf) of the invariant density of $\frac{1}{2}(x_1^2 + (x_2/\omega)^2)$ obtained from numerical simulation of (35) with parameters specified by the point marked by ‘*’ in the inset of figure 2 ($\omega_0 = 1$, $\kappa = 0$, $\eta = 0.3$, $\varepsilon = 0.1$, $\tilde{D} = 1$, $b = 1$, $r = 2$, $\beta = -0.301$). This agrees with the cdf of the density given in (42). For this case, the deterministic bifurcation threshold is $\beta_c = -0.2987$ and the predicted threshold in presence of noise is $\beta_c + \varepsilon^2 2\tilde{D}|c|_{\varsigma_2}/\varsigma_1 = -0.3027$.

Numerical simulations in the case $\varsigma_2 < 0$ with $\varepsilon = 0.1$ show very good agreement with theoretical averaging results for β in the range $\beta_c > \beta > \beta_c + 0.9\varepsilon^2(2\tilde{D}|c|_{\varsigma_2/\varsigma_1})$. Very close to the theoretically predicted bifurcation threshold in the presence of noise, i.e. $\beta \approx \beta_c + \varepsilon^2(2\tilde{D}|c|_{\varsigma_2/\varsigma_1})$, the agreement is not very good. Actual bifurcation threshold in presence of noise (denoted by $\beta_{c,\text{noi}}$) obtained from numerical simulations of (35), is within 20% of the theoretically predicted value, i.e. $\beta_c + \varepsilon^2(2\tilde{D}|c|_{\varsigma_2/\varsigma_1}) > \beta_{c,\text{noi}} > \beta_c + 1.2\varepsilon^2(2\tilde{D}|c|_{\varsigma_2/\varsigma_1})$. For details of the numerical scheme see appendix E.

5. STRONGER DETERMINISTIC PERTURBATIONS

Here we consider systems with slightly stronger deterministic perturbations:

$$(43) \quad dx(t) = L_0(\Pi_t x)dt + \varepsilon G_q(\Pi_t x)dt + \varepsilon^2 G(\Pi_t x)dt + \varepsilon F(\Pi_t x)dW(t),$$

where W is \mathbb{R} -valued Wiener process.

As an example, consider the noisy perturbation $d\tilde{x} = -\frac{\pi}{2}\tilde{x}(t-1)dt + \tilde{x}^2(t)dt + \varepsilon^2\sigma dW$ of the DDE $\dot{\tilde{x}}(t) = -\frac{\pi}{2}\tilde{x}(t-1) + \tilde{x}^2(t)$. Then $x(t) = \varepsilon^{-1}\tilde{x}(t)$ can be put in the form (43) with $L_0(\eta) = -\frac{\pi}{2}\eta(-1)$, $F(\eta) = \sigma$, $G(\eta) = 0$ and $G_q(\eta) = \eta^2(0)$.

The effect of G_q in (43) is significant in just times of order $1/\varepsilon$ whereas the effects of G and F are significant in times of order $1/\varepsilon^2$. So we consider only those G_q which are such that a certain kind of time averaged effect of G_q is zero:

$$(44) \quad \frac{1}{2\pi/\omega} \int_0^{2\pi/\omega} e^{-i\omega_c t} \hat{\Psi}_1 G_q(\eta_t^{\hbar}) dt = 0,$$

where η_t^{\hbar} is defined in (25). The assumption 44 is a natural one: for example, G_q which are homogeneously quadratic in η (say $G_q(\eta) = (\eta(0))^2$) satisfy the property (44).

Writing $X^\varepsilon(t) = x(t/\varepsilon^2)$, equation analogous to (20) becomes

$$(45) \quad dX^\varepsilon(t) = \frac{1}{\varepsilon^2} L_0(\Pi_t^\varepsilon X^\varepsilon)dt + \frac{1}{\varepsilon} G_q(\Pi_t^\varepsilon X^\varepsilon)dt + G(\Pi_t^\varepsilon X^\varepsilon)dt + F(\Pi_t^\varepsilon X^\varepsilon)dW(t), \quad t \geq 0,$$

$$\Pi_0^\varepsilon X^\varepsilon = \varphi \in \mathcal{C}.$$

Using Ito formula, $\mathcal{H}^\varepsilon(t) := \mathfrak{h}(\Pi_t^\varepsilon X^\varepsilon)$ satisfies

$$(46) \quad d\mathcal{H}^\varepsilon(t) = \frac{1}{\varepsilon} (b^{q,(1)}(\Pi_t^\varepsilon X^\varepsilon) + b^{q,(2)}(\Pi_t^\varepsilon X^\varepsilon))dt + b(\Pi_t^\varepsilon X^\varepsilon)dt + \sigma(\Pi_t^\varepsilon X^\varepsilon)dW, \quad \mathcal{H}^\varepsilon(0) = \mathfrak{h}(\varphi),$$

where b , σ and E are same as in (22), (23), (24) respectively, and

$$(47) \quad b^{q,(1)}(\eta) = E(\eta)G_q(\pi\eta),$$

$$(48) \quad b^{q,(2)}(\eta) = E(\eta)(G_q(\eta) - G_q(\pi\eta)).$$

Recall that we can write the solution as $\Pi_t^\varepsilon X^\varepsilon = \Phi z(t) + (I - \pi)\Pi_t^\varepsilon X^\varepsilon$ where $z(t) := \langle \Psi, \Pi_t^\varepsilon X^\varepsilon \rangle$. Note that the evolution of $z_i(t) = \langle \Psi_i, \Pi_t^\varepsilon X^\varepsilon \rangle$ is fast compared to the evolution of \mathcal{H}^ε and is predominantly oscillatory. Heuristically, the z_i oscillate fast *along* trajectories of constant \mathfrak{h} (the effect of $\frac{1}{\varepsilon^2}L_0$) while at the same time diffusing slowly *across* the constant \mathfrak{h} trajectories (the effect of perturbations G, G_q, F). Hence, the effect of z_i in the above coefficients b and σ can be averaged out. Our goal is to obtain an averaging result akin to theorem 3.1. However, the terms arising from G_q should be dealt with carefully. The assumption 44 would entail that $\frac{1}{2\pi/\omega} \int_0^{2\pi/\omega} E(\eta_t^{\hbar})G_q(\eta_t^{\hbar}) dt$ equals zero as well⁹. Hence, when the oscillations are averaged, the leading order contribution of $b^{q,(1)}$ is zero. However, because of the $\frac{1}{\varepsilon}$ multiplying $b^{q,(1)}$, higher order effects must be taken into account.

We give explicit formulae for the contributions from $b^{q,(1)}$ and $b^{q,(2)}$, using solutions of the unperturbed system with n specific initial conditions. Atleast when G_q is purely quadratic, *the averaged terms arising from $b^{q,(k)}$ would be the same as what one gets from a formal center-manifold and normal-form calculation. However we do not assume the existence of a center-manifold.* The following method however has an advantage in that numerical integration can be used to find the answers. To provide an illustration of how the method works, a simple example without delay is worked in appendix B. To state the formulae, we need to set up some notation.

⁹This follows from the fact that $E(\eta_t^{\hbar}) = \sqrt{2\hbar}(e^{-i\omega_c t}\hat{\Psi}_1 + e^{i\omega_c t}\hat{\Psi}_2)$ and $\hat{\Psi}_2$ is the conjugate of $\hat{\Psi}_1$.

5.1. **Notation.** For $\varphi \in \mathcal{C}$, let $\hat{T}(t)\varphi$ denote the solution at time t of the unperturbed linear system (5) with initial condition $\Pi_0 x = \varphi$, i.e. $\hat{T}(t)\varphi = \Pi_t x$ where x is governed by (5).

Let $\mathbf{1}_{\{0\}} : [-r, 0] \rightarrow \mathbb{R}^{n \times n}$ denote the matrix valued function

$$(49) \quad \mathbf{1}_{\{0\}}(\theta) = \begin{cases} I_{n \times n}, & \theta = 0, \\ 0_{n \times n}, & \theta \neq 0, \end{cases}$$

where I is the identity matrix. For a constant $n \times 1$ vector \underline{v} , one can solve the unperturbed linear system (5) with $\Pi_0 x = \mathbf{1}_{\{0\}} \underline{v}$. The solution is indicated by $\hat{T}(t)\mathbf{1}_{\{0\}} \underline{v}$.

Recall that π is the projection operator onto the critical eigenspace and is given by (16). Even though $\mathbf{1}_{\{0\}} \underline{v}$ does not belong to \mathcal{C} (because it is not continuous), the definition $\pi(\mathbf{1}_{\{0\}} \underline{v}) := \Phi \langle \Psi, \mathbf{1}_{\{0\}} \underline{v} \rangle$ still makes sense¹⁰ using the bilinear form (12). On evaluation of the bilinear form we find that

$$(50) \quad \pi(\mathbf{1}_{\{0\}} \underline{v}) = \Phi \hat{\Psi} \underline{v}.$$

The meaning of $\hat{T}(t)\pi\mathbf{1}_{\{0\}} \underline{v}$ and $\hat{T}(t)(I - \pi)\mathbf{1}_{\{0\}} \underline{v}$ should now be clear.

Suppose $G : \mathcal{C} \rightarrow \mathbb{R}^k$ and let $\eta, \xi \in \mathcal{C}$. Then $(\xi \cdot \nabla)G(\eta)$ denotes the Frechet differential of G evaluated at η in the direction of ξ , i.e.

$$(\xi \cdot \nabla)G(\eta) = \lim_{\delta \rightarrow 0} \frac{G(\eta + \delta \xi) - G(\eta)}{\delta}.$$

In a moment we would see the motivation for defining the following:

$$(51) \quad \rho(\eta) := \inf \left\{ t > 0 : \langle \Psi, \hat{T}(t)\pi\eta \rangle = \frac{1}{2} \sqrt{2\mathfrak{h}(\eta)} \begin{bmatrix} 1 \\ 1 \end{bmatrix} \right\},$$

$$(52) \quad a_q^{(1)}(\eta) = \int_0^{\rho(\eta)} \left(\left(\hat{T}(s)\pi\mathbf{1}_{\{0\}} G_q(\eta) \right) \cdot \nabla \right) b^{q,(1)}(\hat{T}(s)\pi\eta) ds,$$

$$(53) \quad a_q^{(2)}(\eta) = \int_0^\infty \left(\left(\hat{T}(s)\mathbf{1}_{\{0\}} G_q(\eta) \right) \cdot \nabla \right) b^{q,(2)}(\hat{T}(s)\pi\eta) ds.$$

5.2. Averaging.

Theorem 5.1. *In the case when F is constant and G, G_q are Lipschitz; the probability distribution of \mathcal{H}^ε until any finite time $T > 0$, converges as $\varepsilon \rightarrow 0$, to the probability distribution of a process \check{h} which is the solution of the SDE*

$$d\check{h}(t) = (b_H + b_H^{q,(1)} + b_H^{q,(2)})(\check{h}(t))dt + \sigma_H(\check{h}(t))dW(t), \quad \check{h}(0) = \mathfrak{h}(\varphi),$$

where b_H and σ_H are same as in (26) and (27) and $b_H^{q,(k)}$ for $k = 1, 2$ are given by

$$(54) \quad b_H^{q,(k)}(\check{h}) = \frac{1}{2\pi/\omega_c} \int_0^{2\pi/\omega_c} a_q^{(k)}(\eta_t^{\check{h}}) dt,$$

where $\eta_t^{\check{h}}$ is defined in (25).

The proof of the above result can be found in [21]. The key idea in obtaining the averaged effect of G_q is this: Let $c^{q,(1)}$ be the function whose differential along the trajectory of the unperturbed system equals $b^{q,(1)}$ defined in (47). Then the average effect of $b^{q,(1)}$ is negative of the average of ‘the differential of $c^{q,(1)}$ along the direction of the perturbations’. In symbols: the function $c^{q,(1)}(\eta) = -\int_0^{\rho(\eta)} b^{q,(1)}(\hat{T}(s)\eta) ds$ is such that $\frac{d}{dt} \Big|_{t=0} c^{q,(1)}(\hat{T}(t)\eta) = b^{q,(1)}(\eta)$. The differential of $c^{q,(1)}$ along the direction of the perturbations is $(\mathbf{1}_{\{0\}} G_q(\eta) \cdot \nabla) c^{q,(1)}(\eta)$ which evaluates to $-a^{q,(1)}(\eta)$ (plus an additional term whose average turns out to be zero due to assumption 44). The average effect of $b^{q,(1)}$ is the average of $a^{q,(1)}$. Similar is the reasoning for $b^{q,(2)}$. For details see¹¹ section 9 of [21]. To illustrate the above idea, a simple example without delay is

¹⁰Rigorous way to extend the space \mathcal{C} to include the discontinuities and the decomposition of the extended space as $P \oplus \hat{Q}$ is discussed in [11].

¹¹[21] deals with scalar systems and does not employ polar coordinates. Hence the form of expressions differ from here. However they evaluate to same numbers as here. The key difference is: [21] writes an element $\eta \in P$ as $z_1 \cos(\omega_c \cdot) + z_2 \sin(\omega_c \cdot)$ with $z_i \in \mathbb{R}$. Here we write as $z_1 e^{i\omega_c \cdot} + z_2 e^{-i\omega_c \cdot}$ with $z_i \in \mathbb{C}$ and $z_2 = \bar{z}_1$.

worked out in appendix B. We urge the reader to study appendix B to gain intuition about the process of obtaining the drift coefficients $b_H^{q,(i)}$.

The term $b_H^{q,(1)}$ is solely due to the critical eigenspace, and the term $b_H^{q,(2)}$ arises from the interaction between stable eigenspace and critical eigenspace. When G_q is purely quadratic, these are the same terms that arise from a formal center-manifold calculation.

Note that \mathcal{H} encodes information only about the critical component of the solution $\pi\Pi^\varepsilon X^\varepsilon$. The above results should be augmented with a result that the stable component $(I - \pi)\Pi^\varepsilon X^\varepsilon$ is small. Proof of theorem 5.1 and a result to the effect that the stable component of the solution is small are presented in [21].

Remark 5.1. *It is clear from (48) that, if we had totally ignored the stable component, i.e. if we had set $(I - \pi)\Pi_t^\varepsilon X^\varepsilon = 0$ at the very beginning of the analysis, we would miss the term $b_H^{q,(2)}$.*

Remark 5.2. *The coefficients $b_H^{q,(k)}$ can be written more explicitly as*

$$(55) \quad b_H^{q,(1)}(\hbar) = \frac{1}{2\pi/\omega_c} \int_0^{2\pi/\omega_c} dt \int_0^{(2\pi/\omega_c)-t} ds \left(2(\hat{\Psi}G_q(\eta_t^\hbar))^* \begin{bmatrix} 0 & e^{i\omega_c s} \\ e^{-i\omega_c s} & 0 \end{bmatrix} \hat{\Psi}G_q(\eta_{t+s}^\hbar) \right) \\ + \frac{\sqrt{2\hbar}}{2\pi/\omega_c} \int_0^{2\pi/\omega_c} dt \int_0^{(2\pi/\omega_c)-t} ds \left((\Phi e^{sB} \hat{\Psi}G_q(\eta_t^\hbar)) \cdot \nabla \right) (\mathcal{E}_{t+s} G_q(\eta_{t+s}^\hbar)),$$

$$(56) \quad b_H^{q,(2)}(\hbar) = \frac{\sqrt{2\hbar}}{2\pi/\omega_c} \int_0^{2\pi/\omega_c} dt \int_0^\infty ds \sum_{j=1}^n (G_q(\eta_t^\hbar))_j \left((\hat{T}(s)(I - \pi)\mathbf{1}_{\{0\}} e_j) \cdot \nabla \right) (\mathcal{E}_{t+s} G_q(\eta_{t+s}^\hbar)),$$

where η_t^\hbar is defined in (25), and

$$(57) \quad \mathcal{E}_t := e^{-i\omega_c t} \hat{\Psi}_1 + e^{i\omega_c t} \hat{\Psi}_2,$$

and e_j denotes unit vector in the j^{th} direction of \mathbb{R}^n . To check how these explicit forms follow from (51)–(54) refer to appendix C. If G_q is a polynomial, the terms in (55) can be put in Mathematica to get explicit functional dependence on \hbar ; otherwise numerical integration can be done at specific \hbar values. For the term in (56) the integral $\int_0^{2\pi/\omega_c}$ can be evaluated first using mathematica and then \int_0^∞ can be done using numerical integration. All that we would need is the solutions of the unperturbed system with n different initial conditions $(I - \pi)\mathbf{1}_{\{0\}} e_j$ for $j = 1, \dots, n$. Since the initial condition $(I - \pi)\mathbf{1}_{\{0\}} e_j$ belong to the stable space Q , the solution $\hat{T}(s)(I - \pi)\mathbf{1}_{\{0\}} e_j$ decays exponentially fast to zero and hence then integral \int_0^∞ need not be evaluated until infinity—a reasonable large upper limit would be enough to get a good enough approximation. An example is done next section to illustrate the above computations. Note that, when applied in a deterministic DDE setting, the above formulas provide an alternate way to compute the effect of center-manifold terms on the amplitude of critical mode.

5.3. Example. Consider the equation (28) with added quadratic nonlinearity $G_q(\eta) = (\eta(-1))^2$:

$$(58) \quad dx(t) = -\frac{\pi}{2}x(t-1)dt + \varepsilon^2 x^3(t-1)dt + \varepsilon\sigma dW + \varepsilon x^2(t-1)dt$$

We apply theorem 5.1. Note that b_H and σ_H are already evaluated (see equations (29) and (30)). We continue using the Φ and Ψ from section 4.1.

Now we evaluate $b_H^{q,(1)}$ and $b_H^{q,(2)}$ using (54). In section 5.4 we show by numerical simulations how the averaged dynamics would be useful to gain information about (58).

Note that $(\xi \cdot \nabla)G_q(\eta) = 2\eta(-1)\xi(-1)$. We also write it as $2\eta|_{-1}\xi|_{-1}$ to avoid writing too many braces. Using the formula (55), we have $b_H^{q,(1)}(\hbar) = \frac{1}{2\pi/\omega_c} \int_0^{2\pi/\omega_c} \left(\int_0^{(2\pi/\omega_c)-t} \mathcal{G}(t, s) ds \right) dt$ where

$$\mathcal{G}(t, s) = 2\hat{\Psi}_1 \hat{\Psi}_2 (e^{i\omega_c s} + e^{-i\omega_c s}) (\eta_t^\hbar|_{-1})^2 (\eta_{t+s}^\hbar|_{-1})^2 + \sqrt{2\hbar} \mathcal{E}_{t+s} 2(\eta_{t+s}^\hbar|_{-1}) (\Phi|_{-1} e^{sB} \hat{\Psi}) (\eta_t^\hbar|_{-1})^2,$$

where η_t^\hbar is defined in (25). Using Mathematica we get $b_H^{q,(1)}(\hbar) = -64\hbar^2/(4 + \pi^2)^2 \approx -0.3327\hbar^2$.

To evaluate $b_H^{q,(2)}(\hbar)$ using (56), we first evaluate the $\int_0^{2\pi/\omega_c}$ integral. We have

$$\begin{aligned} b_H^{q,(2)}(\hbar) &= \int_0^\infty \left(\frac{1}{2\pi/\omega_c} \int_0^{2\pi/\omega_c} \sqrt{2\hbar} \mathcal{E}_{t+s} 2(\eta_{t+s}^\hbar|_{-1})(\hat{T}(s)(I-\pi)\mathbf{1}_{\{0\}}|_{-1})(\eta_t^\hbar|_{-1})^2 dt \right) ds \\ &= -\frac{4\hbar^2}{4+\pi^2} \int_0^\infty (2\pi + \pi \cos(\pi s) + 2 \sin(\pi s)) (\hat{T}(s)(I-\pi)\mathbf{1}_{\{0\}}|_{-1}) ds. \end{aligned}$$

The \int_0^∞ integral can be evaluated numerically by simulating the unperturbed system with the initial condition $(I-\pi)\mathbf{1}_{\{0\}}$, i.e. $\mathbf{1}_{\{0\}} - \Phi\hat{\Psi}$. We get $b_H^{q,(2)}(\hbar) \approx -0.7893\hbar^2$.

5.4. Verification by numerical simulations. This section illustrates the results of theorems 3.1 and 5.1 using numerical simulations and also shows how the averaged \hbar process can be used to gain information about the original x dynamics (recall remark 2.1). For details of the numerical scheme see appendix E.

Consider

$$(59) \quad dx(t) = -\frac{\pi}{2}x(t-1)dt + \varepsilon^2\gamma_c x^3(t-1)dt + \varepsilon\sigma dW + \varepsilon\gamma_q x^2(t-1)dt.$$

Draw a random sample of size N_{samp} with \hbar values $\{\hbar_i^0\}_{i=1}^{N_{samp}}$. Simulate them according to

$$(60) \quad d\hbar(t) = (b_H + b_H^{q,(1)} + b_H^{q,(2)})(\hbar(t))dt + \sigma_H(\hbar(t))dW,$$

for $0 \leq t \leq T_{end}$, where b_H and σ_H are obtained from (29), (30), and $b_H^{q,(i)}$ are obtained in section 5.3:

$$(61) \quad \begin{aligned} (b_H + b_H^{q,(1)} + b_H^{q,(2)})(\hbar) &= 2\hat{\Psi}_1\hat{\Psi}_2\sigma^2 - \gamma_c \frac{3}{2}(i(\hat{\Psi}_1 - \hat{\Psi}_2))\hbar^2 - \gamma_q^2(0.3327 + 0.7893)\hbar^2, \\ \sigma_H^2(\hbar) &= 4\hat{\Psi}_1\hat{\Psi}_2\sigma^2\hbar. \end{aligned}$$

Fix ε . Simulate (59) for $0 \leq t \leq T_{end}/\varepsilon^2$ using initial history $\{\sqrt{2\hbar_i^0} \cos(\omega_c \bullet)\}_{i=1}^{N_{samp}}$.

Fix a number H^* and let τ^ε be the first time $|x(t)|$ exceeds $\sqrt{2H^*}$ and τ^\hbar be the first time $\hbar(t)$ exceeds H^* , i.e.

$$\begin{aligned} \tau^\varepsilon &:= \inf\{t \geq 0 : |x(t)| \geq \sqrt{2H^*}\}, \\ \tau^\hbar &:= \inf\{t \geq 0 : \hbar(t) \geq H^*\}. \end{aligned}$$

We can check whether the following pairs are close.

- (1) the distribution of $\mathfrak{h}(\Pi_{T_{end}/\varepsilon^2}x)$ from (59) (where \mathfrak{h} is defined in (18)) and the distribution of $\hbar(T_{end})$ from (60),
- (2) the distribution of $\varepsilon^2\tau^\varepsilon$ and the distribution of τ^\hbar .

We took $\varepsilon = 0.025$, $H^* = 1.5$, $T_{end} = 2$, $N_{samp} = 4000$, and $\sqrt{2\{\hbar_i^0\}_{i=1}^{N_{samp}}} = 1.2$. Figures 4 and 5 answer the above questions. Three cases are considered with $\sigma = 1$ fixed: $(\gamma_q = 0, \gamma_c = 0)$, $(\gamma_q = 0, \gamma_c = 1)$, $(\gamma_q = 1/\sqrt{3}, \gamma_c = 0)$.

From the figures we can see that it is enough to study the averaged equations for $\mathfrak{h}(\Pi_t x)$ to get a good approximation of the behaviour of x . The distribution of $\mathfrak{h}(\Pi_t x)$ (note that $\sqrt{2\mathfrak{h}}$ gives the amplitude of oscillations) is well predicted by the distribution of the averaged system \hbar ; and the distribution of time taken by x to exceed a threshold $\sqrt{2H^}$ is well predicted by the time taken by the averaged process \hbar to exceed H^* . Because the averaged equations do not contain any delay, they are easier to analyse and simulate numerically.*

6. OTHER KINDS OF NOISE

Here we consider equations of the form

$$(62) \quad \begin{cases} dx(t) = L_0(\Pi_t x)dt + \varepsilon\sigma(\xi_t)F(\Pi_t x)dt, & t \geq 0, \\ \Pi_0 x = \varphi \in \mathcal{C}, \end{cases}$$

where $F : \mathcal{C} \rightarrow \mathbb{R}^n$ is Lipschitz, with atmost linear growth and three bounded derivatives; and ξ is a noise process whose state space is denoted by \mathbf{M} , and $\sigma : \mathbf{M} \rightarrow \mathbb{R}$.

We make the following assumptions on the noise ξ .

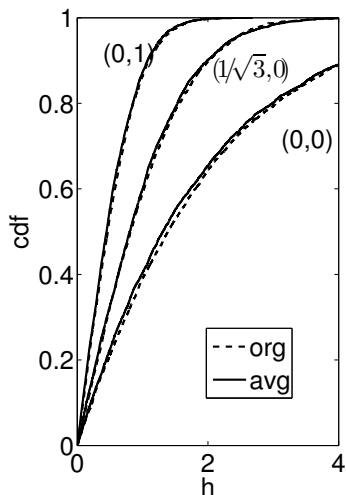


FIGURE 4. Cumulative distribution function (cdf) of $\mathfrak{h}(\Pi_{2/\varepsilon^2}x)$ (org) and $\mathfrak{h}(2)$ (avg). The numbers in brackets are (γ_q, γ_c) values.

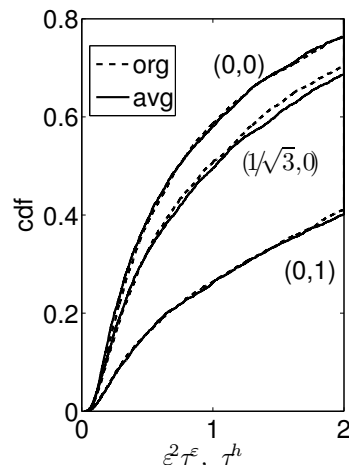


FIGURE 5. Cumulative distribution function (cdf) of $\varepsilon^2\tau^\varepsilon$ (org) and cdf of τ^h (avg). The numbers in brackets are (γ_q, γ_c) values. The cdf value at $\varepsilon^2\tau^\varepsilon = 2$ indicates the fraction of the sample whose modulus exceeded $\sqrt{2H^*}$ before the time $2/\varepsilon^2$.

Assumption 2. The noise ξ is a \mathbf{M} -valued time-homogenous Markov process with transition probability function, ν , given by

$$\nu(t, \xi, B) = \mathbb{P}\{\xi_t \in B \mid \xi_0 = \xi\}$$

for B a borel subset of \mathbf{M} . There exist a unique invariant probability measure $\bar{\nu}$ and positive constants c_1 and c_2 such that for all $t \geq 0$,

$$\sup_{\xi \in \mathbf{M}} \int_{\mathbf{M}} |\nu(t, \xi, d\zeta) - \bar{\nu}(d\zeta)| \leq c_1 e^{-c_2 t},$$

i.e. the transition probability density converges to stationary density exponentially fast. The function σ is bounded, and such that $\int_{\mathbf{M}} \sigma(\xi) \bar{\nu}(d\xi) = 0$.

Other requirements are: \mathbf{M} is locally compact separable metric space; the transition semigroup is Feller with $\sigma(\cdot)$ in the domain of the infinitesimal generator.

For example, a finite-state continuous-time markov chain satisfies the above requirements.

The autocorrelation of the noise process ξ is denoted by R :

$$(63) \quad R(s) = \int_{\mathbf{M}} \sigma(\xi) \left(\int_{\mathbf{M}} \sigma(\zeta) \nu(s, \xi, d\zeta) \right) \bar{\nu}(d\xi).$$

For the perturbed system (62), $\mathfrak{h}(\Pi_t x)$ varies slowly compared to x . Changes in $\mathfrak{h}(\Pi_t x)$ are significant only on times of order $1/\varepsilon^2$. Hence, we rescale time and write $X^\varepsilon(t) = x(t/\varepsilon^2)$ where x is governed by (62). Also, we write $\xi_t^\varepsilon = \xi(t/\varepsilon^2)$.

Using the segment extractor Π_t^ε defined in (19), X^ε satisfies

$$(64) \quad \begin{cases} dX^\varepsilon(t) = \frac{1}{\varepsilon^2} L_0(\Pi_t^\varepsilon X^\varepsilon) dt + \frac{1}{\varepsilon} \sigma(\xi_t^\varepsilon) F(\Pi_t^\varepsilon X^\varepsilon) dt, & t \geq 0, \\ \Pi_0^\varepsilon X^\varepsilon = \varphi \in \mathcal{C}. \end{cases}$$

Write $\mathcal{H}^\varepsilon(t) := \mathfrak{h}(\Pi_t^\varepsilon X^\varepsilon)$. Then $\mathcal{H}^\varepsilon(t)$ satisfies

$$(65) \quad d\mathcal{H}^\varepsilon(t) = \frac{1}{\varepsilon} \sigma(\xi_t^\varepsilon) b(\Pi_t^\varepsilon X^\varepsilon) dt, \quad \mathcal{H}^\varepsilon(0) = \mathfrak{h}(\varphi)$$

where

$$(66) \quad b(\eta) = E(\eta)F(\eta),$$

where E is defined in (24).

Using the technique of martingale problem, we can prove¹² the following result (a sketch of proof is given in appendix D):

Theorem 6.1. *Under the conditions on F and noise ξ listed before; the probability distribution of \mathcal{H}^ε converges, as $\varepsilon \rightarrow 0$, to the distribution of the process \check{h} which is the solution of the SDE*

$$d\check{h}(t) = b_H(\check{h}(t))dt + \sigma_H(\check{h}(t))dW(t), \quad \check{h}(0) = \mathfrak{h}(\varphi),$$

with coefficients b_H and σ_H given by

$$\begin{aligned} \sigma_H^2(\check{h}) &= \frac{1}{2\pi/\omega_c} \int_0^{2\pi/\omega_c} 2b(\eta_t^{\check{h}}) \left(\int_0^\infty R(s) b(\eta_{t+s}^{\check{h}}) ds \right) dt, \\ b_H(\check{h}) &= \frac{1}{2\pi/\omega_c} \int_0^{2\pi/\omega_c} \left(\int_0^\infty R(s) \left(\hat{T}(s) \mathbf{1}_{\{0\}} F(\eta_t^{\check{h}}) \cdot \nabla \right) b(\eta_{t+s}^{\check{h}}) ds \right) dt, \end{aligned}$$

where $\eta_t^{\check{h}}$ is defined in (25).

We urge the reader to study appendix D to gain intuition about the process of obtaining the coefficients b_H and σ_H . Akin to the formulas (55)–(56), the coefficient b_H can be written more explicitly as

$$\begin{aligned} b_H(\check{h}) &= \frac{1}{2\pi/\omega_c} \int_0^{2\pi/\omega_c} dt \int_0^\infty ds \left(2R(s) (\hat{\Psi}F(\eta_t^{\check{h}}))^* \begin{bmatrix} 0 & e^{i\omega_c s} \\ e^{-i\omega_c s} & 0 \end{bmatrix} \hat{\Psi}F(\eta_{t+s}^{\check{h}}) \right) \\ &\quad + \frac{\sqrt{2\check{h}}}{2\pi/\omega_c} \int_0^{2\pi/\omega_c} dt \int_0^\infty ds R(s) \sum_{j=1}^n (F(\eta_t^{\check{h}}))_j \left((\hat{T}(s) \mathbf{1}_{\{0\}} \underline{e}_j) \cdot \nabla \right) (\mathcal{E}_{t+s} F(\eta_{t+s}^{\check{h}})), \end{aligned}$$

where $\eta_t^{\check{h}}$ is defined in (25), \mathcal{E} is defined in (57), and \underline{e}_j is the unit vector in the j^{th} direction of \mathbb{R}^n . Similarly,

$$\sigma_H^2(\check{h}) = \frac{4\check{h}}{2\pi/\omega_c} \int_0^{2\pi/\omega_c} dt \int_0^\infty ds (\mathcal{E}_t F(\eta_t^{\check{h}})) R(s) (\mathcal{E}_{t+s} F(\eta_{t+s}^{\check{h}})).$$

It would be easier to do the $\int_0^{2\pi/\omega_c}$ integral before the \int_0^∞ integral.

Analogous results for systems without delay are found in section 4 of [25]. Even systems with delay can be put in the framework of [25]. Equations of the form (62) with $F(0) = 0$ and $\int_{\mathbf{M}} \sigma(\xi) \bar{\nu}(d\xi) \neq 0$ (i.e noise is not mean zero) are studied in [32].

Remark 6.1. *In the equation (62), we could have included the deterministic perturbations G and G_q as done in equation (43); but the averaged drift terms arising from these would be same as in the previous sections.*

6.1. Linear perturbations. When $F(\eta) = L_1 \eta$ where $L_1 : \mathcal{C} \rightarrow \mathbb{R}^n$ is a linear operator, the expressions for b_H and σ_H can be more explicitly evaluated using the autocorrelation function as follows. Let Υ be the 2×2 matrix $\Upsilon_{ij} = \hat{\Psi}_i L_1 \Phi_j$. Let

$$\begin{aligned} R_0 &= \int_0^\infty R(s) ds, \\ R_{2c} &= \int_0^\infty R(s) \cos(2\omega_c s) ds, \\ \hat{R}_1 &= \int_0^\infty R(s) e^{-i\omega_c s} \hat{\Psi}_1 L_1 (\hat{T}(s) (I - \pi) \mathbf{1}_{\{0\}} L_1 \Phi_1) ds, \\ \hat{R}_2 &= \int_0^\infty R(s) e^{i\omega_c s} \hat{\Psi}_2 L_1 (\hat{T}(s) (I - \pi) \mathbf{1}_{\{0\}} L_1 \Phi_2) ds. \end{aligned}$$

Then,

$$b_H(\check{h}) = C_b \check{h}, \quad \sigma_H^2(\check{h}) = C_\sigma \check{h}^2$$

¹²Proof of theorem (6.1) and a result to the effect that the stable component of the solution is small would be published in a different article.

where

$$C_b = \left((\Upsilon_{11} + \Upsilon_{22})^2 R_0 + 4\Upsilon_{12}\Upsilon_{21}R_{2c} + \hat{R}_1 + \hat{R}_2 \right),$$

$$C_\sigma = 2 \left((\Upsilon_{11} + \Upsilon_{22})^2 R_0 + 2\Upsilon_{12}\Upsilon_{21}R_{2c} \right).$$

Remark 6.2. Note that if we had totally ignored the stable modes, i.e. if we set $(I - \pi)\Pi_t^\varepsilon X^\varepsilon = 0$ at the very beginning of the analysis, we would not have the terms \hat{R}_1 and \hat{R}_2 .

The Lyapunov exponent for the averaged equation

$$(67) \quad d\hbar(t) = b_H(\hbar)dt + \sigma_H(\hbar)dW,$$

can be calculated to be

$$(68) \quad \lambda_{avg} = C_b - \frac{1}{2}C_\sigma = 2\Upsilon_{12}\Upsilon_{21}R_{2c} + \hat{R}_1 + \hat{R}_2.$$

Using singular perturbation methods and Furstenberg-Khasminskii formula, the following theorem for scalar processes is proved in [26] and [27].

Theorem 6.2. Consider (62) with $F(\eta) = L_1(\eta)$ where $L_1 : \mathcal{C} \rightarrow \mathbb{R}$ is linear. Let the top Lyapunov exponent of the process x be defined by

$$(69) \quad \lambda^\varepsilon := \limsup_{t \rightarrow \infty} \frac{1}{t} \ln \sup_{s \in [t-r, t]} |x(s)|.$$

Then $\lambda^\varepsilon = \varepsilon^2 \frac{1}{2} \lambda_{avg} + O(\varepsilon^3)$.

The same can be said about vector valued processes.

6.2. Verification by numerical simulation. Consider the system

$$(70) \quad dx(t) = -\frac{\pi}{2}x(t-1)dt + \varepsilon\sigma(\xi_t)x(t-1)dt.$$

Let ξ be a two-state symmetric markov chain with switching rate $g/2$, i.e.

$$(71) \quad \lim_{t \downarrow 0} \frac{1}{t} P_{1 \rightarrow 2}(t) = g/2 = \lim_{t \downarrow 0} \frac{1}{t} P_{2 \rightarrow 1}(t)$$

where $P_{i \rightarrow j}(t)$ is the probability of transition from state i to state j in time t . Let $\sigma(\xi = 1) = -\sigma(\xi = 2) = \sigma_0$. We then have the autocorrelation as $R(s) = \sigma_0^2 e^{-gs}$.

We consider two cases $g = 2$ or $g = 6$ with $\sigma_0 = 1$. The averaged equations are

$$g = 2 : \quad d\hbar(t) = 0.3734 \hbar dt + \sqrt{0.9873} \hbar dW,$$

$$g = 6 : \quad d\hbar(t) = 0.1715 \hbar dt + \sqrt{0.4245} \hbar dW.$$

Using same notation as in section 5.4, we fix $\varepsilon = 0.025$, $T_{end} = 1$, $H^* = 1$, $N_{samp} = 4000$ and $\sqrt{2\{\hbar_i^0\}_{i=1}^{N_{samp}}} = 1$. The equation (70) is simulated for time T_{end}/ε^2 with initial history $\{\sqrt{2\hbar_i^0} \cos(\omega_c \bullet)\}_{i=1}^{N_{samp}}$. We obtain the following figures 6 and 7 which show that the averaged system gives a good approximation of the original system. For details of the numerical scheme see appendix E.

7. DISCUSSION

Delay equations with noise perturbations as considered in section 6 display interesting similarities with non-delay systems. For example, [33] considers coupled oscillators with one of the oscillators stable, in the following form. Let J be the symplectic matrix $\begin{pmatrix} 0 & 1 \\ -1 & 0 \end{pmatrix}$, I be the 2×2 identity matrix and O be the 2×2 zero matrix. Let $x \in \mathbb{R}^4$ be governed by

$$(72) \quad \dot{x}(t) = \begin{pmatrix} \omega_1 J & O \\ O & -\delta I + \omega_2 J \end{pmatrix} x(t) + \varepsilon\sigma(\xi(t)) \begin{pmatrix} K & M \\ N & L \end{pmatrix} x(t)$$

where K, L, M, N are 2×2 matrices. The oscillator with frequency ω_1 is coupled to the stable oscillator of frequency ω_2 . [33] shows that the Lyapunov exponent of the above system can be written in terms of

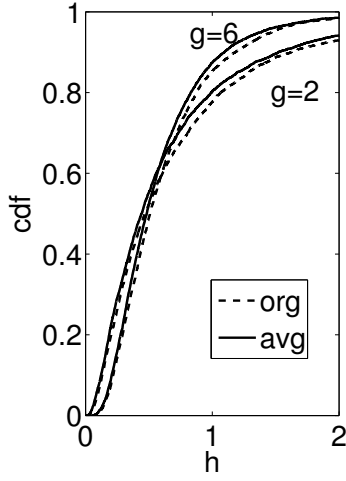


FIGURE 6. Cumulative distribution function (cdf) of $\mathfrak{h}(\Pi_{1/\varepsilon^2}x)$ (org) and $\mathfrak{h}(1)$ (avg).

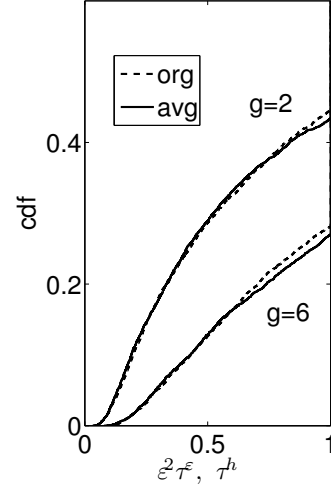


FIGURE 7. Cumulative distribution function (cdf) of $\varepsilon^2\tau^\varepsilon$ (org) and cdf of τ^h (avg). The cdf value at $\varepsilon^2\tau^\varepsilon = 1$ indicates the fraction of particles whose modulus exceeded $\sqrt{2H^*}$ before the time $1/\varepsilon^2$.

quantities analogous to R_0 , R_{2c} , \hat{R}_i defined in section 6.1. Further they show that both stabilization and destabilization are possible depending on the matrix coefficients K , M and N .

The delay system that we considered under the assumption 1 can be thought of as a coupled oscillator system with one critical mode and infinitely many stable modes (the characteristic equation has a pair of roots $\pm i\omega_c$, and all other roots have negative real part). The lyapunov exponent obtained in (68) suggests that both stabilization and destabilization are possible. To illustrate this, consider

$$(73) \quad dx(t) = -\frac{\pi}{2}x(t-1)dt + \varepsilon\sigma(\xi_t)x(t-r_1)dt$$

with ξ a two-state symmetric markov chain with states $\sigma(\xi) \in \{+1, -1\}$ and rate of switching $g/2$ (defined in (71)). Theorem 6.2 says that the Lyapunov exponent λ^ε (defined in (69)) is close to $\varepsilon^2 \frac{1}{2} \lambda_{avg}$ where λ_{avg} is evaluated in (68). Figure 8 shows how $\frac{1}{2} \lambda_{avg}$ varies with the delay in the perturbation (r_1) and rate of switching (g) of the two-state markov chain. Note that both $\lambda_{avg} < 0$ (stabilization) and $\lambda_{avg} > 0$ (destabilization) are possible.

Even the white noise allows for both possibilities. As mentioned in section 4.2, the lyapunov exponent λ_{avg} corresponding to (31) equals $-Re[(\hat{\Psi}_1 L_1 \Phi_1)^2]$. Applying to $dx(t) = -\frac{\pi}{2}x(t-1)dt + \varepsilon x(t-r_1)dW$ we find that $\lambda_{avg} < 0$ for $r_1 < 0.8609$ and $\lambda_{avg} > 0$ for $0.8609 < r_1 \leq 1$.

The above examples raise the question whether stabilization or destabilization is possible when the noise is additive, i.e. the coefficient F is a constant independent of the state x . To answer this question consider

$$(74) \quad d\tilde{x}(t) = \left(-\frac{\pi}{2} - \varepsilon^2\gamma_o\right)\tilde{x}(t-1)dt + \gamma_q\tilde{x}^2(t-1)dt + \gamma_c\tilde{x}^3(t-1)dt + \varepsilon^2\sigma dW.$$

Scaling according to $\tilde{x}(t/\varepsilon^2) = \varepsilon X^\varepsilon(t)$ we find that X^ε has same distribution as equation (45) with $L_0\eta = -\frac{\pi}{2}\eta(-1)$, $G_q(\eta) = \gamma_q\eta^2(-1)$, $G(\eta) = \gamma_c\eta^3(-1) - \gamma_o\eta(-1)$ and $F(\eta) = \sigma$. The averaged equation corresponding to this is (obtained by evaluation of quantities in (61) of section 5.4 using $\hat{\Psi}_i$ from section 4.1)

$$d\mathfrak{h}(t) = \mathfrak{B}(\mathfrak{h}(t))dt + \sigma\sqrt{2 \times 0.5768 \mathfrak{h}(t)} dW,$$

where

$$(75) \quad \mathfrak{B}(\mathfrak{h}) = 0.5768\sigma^2 + 0.9060\gamma_o\mathfrak{h} - (1.3591\gamma_c + 1.1220\gamma_q^2)\mathfrak{h}^2.$$

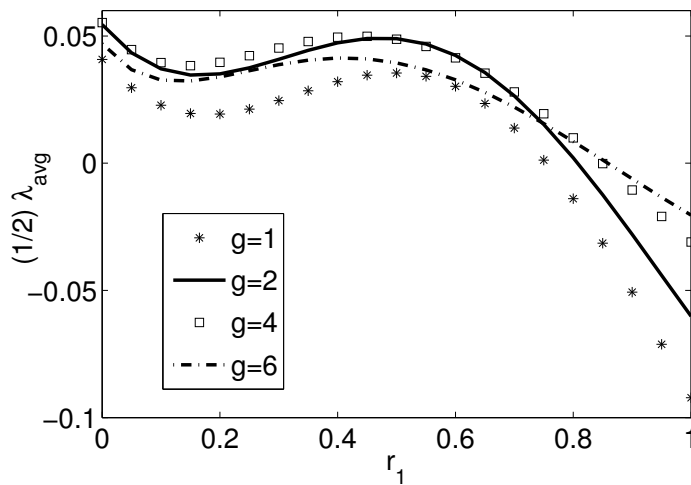


FIGURE 8. $\frac{1}{2}\lambda_{avg}$ as a function of the delay in the perturbation (r_1) and the rate of switching of the noise (g) for equation (73). The top Lyapunov exponent λ^ε is close to $\varepsilon^2\frac{1}{2}\lambda_{avg}$ by theorem 6.2. Note that both $\lambda_{avg} < 0$ (stabilization) and $\lambda_{avg} > 0$ (destabilization) are possible.

Let (γ_q, γ_c) be such that $\hat{\gamma} \stackrel{\text{def}}{=} 1.3591\gamma_c + 1.1220\gamma_q^2 > 0$. Assume that the noise is absent, i.e. $\sigma = 0$. If $\gamma_o < 0$ then $\bar{h} = 0$ is the only fixed point¹³ and it is stable. If $\gamma_o > 0$ then the zero fixed point loses stability and another stable fixed point $\bar{h} = 0.9060\gamma_o/\hat{\gamma}$ exists. In the presence of noise ($\sigma \neq 0$), irrespective of the sign of γ_o , there are no fixed points because the diffusion is non-zero everywhere except at zero, and at zero $\mathfrak{B}(0) \neq 0$. Thus the additive noise destroys the fixed points. The amplitude (A) of oscillations is approximately $\sqrt{2\mathcal{H}}$ (recall remark 2.1). The averaged equation corresponding to the amplitude $A = \sqrt{2\mathcal{H}}$ is (applying Ito formula), $dA = \frac{1}{A}(\mathfrak{B}(A^2/2) - \frac{\sigma}{2}\sigma^2)dt + \sigma\sqrt{c}dW$ where $c = 0.5768$.

[30] considers stability of scalar delay systems with additive white noise. [30] writes equations for the individual projections $\langle \Psi_i, \Pi_t^\varepsilon X^\varepsilon \rangle$, and using formal higher order corrections to the center-manifold, arrive at a differential equation for the mean of the amplitude of oscillations. However [30] commits the error of taking the mean of individual projections $\langle \Psi_i, \Pi_t^\varepsilon X^\varepsilon \rangle$ to arrive at the mean of amplitude. The correct way to do is to take the mean of $\sqrt{2\mathcal{H}}$, i.e., $2\sqrt{\langle \Psi_1, \Pi_t^\varepsilon X^\varepsilon \rangle \langle \Psi_2, \Pi_t^\varepsilon X^\varepsilon \rangle}$. Though higher order corrections are provided by [30], this error would have the effect of dropping of the term $0.5768\sigma^2$ in (75). To understand the nature of the error more clearly, one can ignore all nonlinearities and consider $dx = -\frac{\sigma}{2}x(t-1)dt + \varepsilon\sigma dW$. For this equation, the analysis in [30] predicts that the mean of the amplitude of oscillations does not change at all. However, the averaging results of this article predicts that h evolves according to $dh = c\sigma^2 dt + \sigma\sqrt{2ch}dW$ where $c = 0.5768$ and hence the amplitude $A = \sqrt{2h}$ evolves according to (applying Ito formula) $dA = \frac{1}{2}\sigma^2 c \frac{1}{A} dt + \sigma\sqrt{c}dW$, from which we get that the mean of the amplitude changes with time. [30] arrives at the conclusion that additive noise has the ability to postpone (stabilize) the bifurcation. However, in light of the above mistake¹⁴ the conclusion must be re-evaluated.

The averaging results presented in this article allow us to simplify the analysis of delay systems at the verge of instability. The averaged dynamics does not involve any delay and hence is easier to analyse. Using numerical simulations we have amply demonstrated the usefulness of the theoretical results in approximating the probability distribution of the time-delay system with that of the averaged system. In section 4.3 we have shown how these results would be useful in computing an approximation to the shift of bifurcation thresholds in presence of noise.

We conclude this article with a section on a different instability scenario.

¹³Fixed points are obtained by solving $\mathfrak{B}(h) = 0$.

¹⁴[30] also commits one more error of the following nature. In passing from equation 12 to equation 13 in [30] they assume that $\mathbb{E}[g(X)] = g(\mathbb{E}X)$ for a nonlinear function g of a random variable X (here \mathbb{E} denotes the expected value). This is wrong. For example, from the SDE, $dA_t = g(A_t)dt + \sigma dW_t$, one cannot claim that the mean varies as $\frac{d}{dt}\mathbb{E}A_t = g(\mathbb{E}A_t)$. In general, the moments of A of different orders are coupled by the nonlinearity in the drift.

8. A DIFFERENT KIND OF INSTABILITY

The instability in assumption 1 is not the only kind of instability possible. For example, one can have

Assumption 3. *The characteristic equation (9) has zero as a simple root, and all other roots have negative real parts.*

The analysis under assumption 3 is similar to the analysis in previous sections. Choose \underline{d} such that $\Delta(0)\underline{d} = 0_{n \times 1}$ and \underline{d}_2 such that $\underline{d}_2\Delta(0) = 0_{1 \times n}$. Define Φ by the constant $\Phi(\bullet) = \underline{d}$ and Ψ by $\Psi(\bullet) = c\underline{d}_2$ where the constant c is chosen so that $\langle \Psi, \Phi \rangle = 1$ for the bilinear form in (12). The space \mathcal{C} can be split as $\mathcal{C} = P \oplus Q$ where P is the space spanned by the constant function Φ . The projection operator is $\pi : \mathcal{C} \rightarrow P$ given by $\pi(\eta) = \Phi \langle \Psi, \eta \rangle$. Define $\hat{\Psi} \stackrel{\text{def}}{=} \Psi(0)$. Let \hat{T} and $\mathbf{1}_{\{0\}}$ be as defined in section 5.1. For the unperturbed system (5), writing $\Pi_t x = \pi \Pi_t x + (1 - \pi) \Pi_t x = \Phi z(t) + (I - \pi) \Pi_t x$ we find that $\dot{z} = 0$ and $\|(I - \pi) \Pi_t x\|$ decays exponentially fast. So, defining $\mathfrak{h}(\eta) = \langle \Psi, \eta \rangle$ we find that $\mathcal{H}(t) = \mathfrak{h}(\Pi_t x)$ is a constant for the unperturbed system (note that \mathcal{H} is same as z). Now consider equations of the form (43). Akin to condition (44) we need to impose that

$$(76) \quad \hat{\Psi} G_q(\Phi h) = 0, \quad \forall h \in \mathbb{R}.$$

(If the above is not imposed, then the distribution of \mathcal{H} on times of order $1/\varepsilon$ converges to that of a deterministic process given by $\dot{\mathcal{H}} = \hat{\Psi} G_q(\Phi \mathcal{H})$. Remark 8.1 deals with the case when (76) is not satisfied.) When (76) is imposed, significant changes in \mathcal{H} occurs only on times of order $1/\varepsilon^2$. So writing $X^\varepsilon(t) = x(t/\varepsilon^2)$ we find that X^ε has the same probability distribution as the process satisfying (45). Defining $\mathcal{H}^\varepsilon(t) := \mathfrak{h}(\Pi_t^\varepsilon X^\varepsilon)$ and using Ito formula we get that \mathcal{H} satisfies (46) with $b^{q,(1)}(\eta) = \hat{\Psi} G_q(\pi \eta) = 0$, $b^{q,(2)}(\eta) = \hat{\Psi}(G_q(\eta) - G_q(\pi \eta))$, $b(\eta) = \hat{\Psi} G(\eta)$ and $\sigma(\eta) = \hat{\Psi} F(\eta)$. It can be shown that result analogous to theorem 5.1 holds with the averaged drift and diffusion coefficients given by $b_H(\hbar) = \hat{\Psi} G(\Phi \hbar)$, $\sigma_H^2(\hbar) = (\hat{\Psi} F(\Phi \hbar))^2$, $b_H^{q,(1)} = 0$, and

$$(77) \quad b_H^{q,(2)}(\hbar) = \int_0^\infty ((\hat{T}(s)(I - \pi)\mathbf{1}_{\{0\}}G_q(\Phi \hbar)) \cdot \nabla) \hat{\Psi} G_q(\Phi \hbar) ds.$$

For scalar systems the condition (76) would necessarily mean that $G_q(\Phi \hbar) = 0$ which would result in $\mathbf{1}_{\{0\}}G_q(\Phi \hbar) = 0$ and hence $b_H^{q,(2)} = 0$. This means that, when (43) is scalar valued, G_q terms would have negligible effect on the dynamics on P subspace for times of order $1/\varepsilon^2$.

Remark 8.1. *When (76) is not satisfied, the distribution of \mathcal{H} on times of order $1/\varepsilon$ converges to that of a deterministic process given by $\dot{\mathcal{H}} = \hat{\Psi} G_q(\Phi \mathcal{H})$. Stochastic limit can be obtained if the strength of the noise is increased from ε to $\sqrt{\varepsilon}$. Consider*

$$(78) \quad dx(t) = L_0(\Pi_t x) dt + \varepsilon G_q(\Pi_t x) dt + \varepsilon^2 G(\Pi_t x) dt + \sqrt{\varepsilon} F(\Pi_t x) dW(t).$$

Writing $\mathcal{H}(t) := \mathfrak{h}(\Pi_t x)$ and $\mathcal{H}^\varepsilon(t) := \mathcal{H}(t/\varepsilon)$, we can show that the distribution of \mathcal{H}^ε converges weakly to the distribution of

$$d\hbar_t = \hat{\Psi} G_q(\Phi \hbar_t) dt + |\hat{\Psi} F(\Phi \hbar_t)| dW_t.$$

However, for practical use, one might want to approximate \mathcal{H}^ε for small ε with \hbar . In this case, the following equation might give a better approximation.

$$d\hbar_t = \hat{\Psi} G_q(\Phi \hbar_t) dt + \varepsilon b_H^{q,(2)}(\hbar_t) dt + \varepsilon \hat{\Psi} G(\Phi \hbar_t) dt + |\hat{\Psi} F(\Phi \hbar_t)| dW_t,$$

where $b_H^{q,(2)}$ is given in (77).

[28] considers scalar systems satisfying assumption 3, but does not impose (76). [28] gives a method to construct higher order corrections to the center-manifold in presence of periodic forcing and white noise. They show that having higher order corrections in the center-manifold would improve accuracy of reconstructing the trajectories (figures 2 and 6 in [28]). However, these corrections should be evaluated through numerical simulations of a *delay equation*—for example, the correction to the center-manifold in equation 52 of [28] should be numerically simulated. In scalar equations this task can be circumvented by employing series solutions as in equation 53 of [28]. However, for multidimensional system this involves evaluating reasonable number of eigenvalues and eigenvectors of the linear delay system. Further, the computations require memory for storing the history of Brownian motion for computing the convolutions (equation 55 in [28]). The extra effort required from the methods in [28] allows to reconstruct trajectories. The averaging methods presented in our article would deal with *distributions alone* in the limit of small ε and cannot reconstruct trajectories.

Finally, for completeness, we consider equations of the form (62) with assumption 3. In this case it can be shown that theorem 6.1 holds with

$$(79) \quad b_H(h) = \left(\int_0^\infty R(s) ds \right) (\mathbf{1}_{\{0\}} F(\Phi h) \cdot \nabla) \hat{\Psi} F(\Phi h), \quad \sigma_H^2(h) = 2 \left(\int_0^\infty R(s) ds \right) \left(\hat{\Psi} F(\Phi h) \right)^2.$$

ACKNOWLEDGEMENTS

The authors would like to gratefully acknowledge the suggestions of Prof. Volker Wihstutz.

The work was financially supported by the National Science Foundation under grant numbers CMMI 1000906 and 1030144. Any opinions, findings, and conclusions or recommendations expressed in this paper are those of the authors and do not necessarily reflect the views of the National Science Foundation.

REFERENCES

- [1] V. Kolmonovskii and A. Myshkis, *Applied Theory of Functional Differential Equations* (Springer, 1992)
- [2] L. Glass and M. Mackey, *Scholarpedia* **5**, 6908 (2010)
- [3] G. Stepan, *Retarded dynamical systems: stability and characteristic functions* (Longman Scientific & Technical, 1989)
- [4] G. Stepan, *Phil. Trans. R. Soc. Lond. A* **359**, 739 (2001)
- [5] D. Mei, Z. Yao, T. Kong, and Z. Chen, *International Journal of Advanced Manufacturing Technology* **46**, 1071 (2010)
- [6] G. Quintana and J. Ciurana, *International Journal of Machine Tools and Manufacture* **51**, 363 (2011)
- [7] E. Buckwar, R. Kuske, B. L'Esperance, and T. Soo, *International Journal of Bifurcation and Chaos* **16**, 2407 (2006)
- [8] A. Longtin, J. G. Milton, J. E. Bos, and M. C. Mackey, *Phys. Rev. A* **41**, 6992 (Jun 1990)
- [9] W. Yao, P. Yu, and C. Essex, *Phys. Rev. E* **63**, 021902 (Jan 2001)
- [10] M. Gaudreault, F. Drolet, and J. Vinals, *Phys. Rev. E* **85**, 056214 (May 2012)
- [11] J. Hale and S. Verduyn Lunel, *Introduction to functional differential equations* (Springer Verlag, 1993)
- [12] S. Mohammed, *Stochastic functional differential equations* (Pitman, 1984)
- [13] S. N. Chow and J. Mallet-Paret, *Journal of differential equations* **26**, 112 (1977)
- [14] S. Das and A. Chatterjee, *Nonlinear Dynamics* **30**, 323 (2002)
- [15] A. H. Nayfeh, *Nonlinear Dynamics* **51**, 483 (2008)
- [16] M. Klosek and R. Kuske, *Multiscale Modeling & Simulation* **3**, 706 (2005)
- [17] R. Kuske, *Stochastics and Dynamics* **05**, 233 (2005)
- [18] M. Gaudreault, F. Drolet, and J. Vinals, *Phys. Rev. E* **82**, 051124 (Nov 2010)
- [19] M. S. Fofana, *Machining Science and Technology* **6**, 129 (2002)
- [20] M. Fofana, *Probabilistic Engineering Mechanics* **17**, 385 (2002)
- [21] N. Lingala and N. S. Namachchivaya, *Stochastics and Dynamics (to appear)* **16**, 1650013 (2016)
- [22] N. Lingala <http://arxiv.org/abs/1510.06310>
- [23] O. Diekmann, S. van Gils, S. Verduyn Lunel, and H. Walther, *Delay equations* (Springer Verlag, 1995)
- [24] S. E. A. Mohammed and M. K. R. Scheutzw, *Annals of Probability* **25**, 1210 (1997)
- [25] G. C. Papanicolaou and W. Kohler, *Communications in Mathematical Physics* **45**, 217 (1975)
- [26] N. Sri Namachchivaya and V. Wihstutz, *Stochastics and Dynamics* **12**, 1150010 (2012)
- [27] N. Sri Namachchivaya and V. Wihstutz, submitted.(2013.)
- [28] J. Lefebvre, A. Hutt, V. G. LeBlanc, and A. Longtin, *Chaos: An Interdisciplinary Journal of Nonlinear Science* **22**, 043121 (2012)
- [29] S. Ethier and T. Kurtz, *Markov processes. Characterization and convergence* (John Wiley & Sons, 2005)
- [30] J. Lefebvre and A. Hutt, *EPL (Europhysics Letters)* **102**, 60003 (2013)
- [31] C. Wang and J. Xu, *Mathematical Problems in Engineering* **2010**, 829484 (2010)
- [32] L. Katafygiotis and Y. Tsarkov, *Journal of Applied Mathematics and Stochastic Analysis* **12**, 1 (1999)
- [33] N. S. Namachchivaya and L. Vedula, *Dynamics and Stability of Systems* **15**, 185 (2000)
- [34] S.-E. A. Mohammed and M. K. Scheutzw, *Journal of Functional Analysis* **206**, 253 (2004)

APPENDIX A. ERRORS IN [16], [17], [10] AND SHORTCOMINGS IN [19], [20], [31].

A.1. **Errors in [16], [17].** One of the equations considered in [17] is:

$$(80) \quad dX^\varepsilon(t) = \frac{1}{\varepsilon^2} \left(-\alpha X^\varepsilon(t) + \beta X^\varepsilon(t - \varepsilon^2 \tau) \right) dt + X^\varepsilon(t) dW(t),$$

where W is a Wiener process¹⁵. The above system is studied as a perturbation of the linear system

$$(81) \quad \dot{x}(t) = \frac{1}{\varepsilon^2} \left(-\alpha x(t) + \beta x(t - \varepsilon^2 \tau) \right).$$

Seeking solution of the form $e^{\lambda t/\varepsilon^2}$ the characteristic equation is found to be $\lambda = -\alpha + \beta e^{-\lambda \tau}$. Let the parameters $\alpha, \beta, \tau = \tau_c + \varepsilon^2 \tau_2$ be such that when $\tau_2 = 0$, a pair of roots $\pm i\omega$ are on the imaginary axis and

¹⁵This is time-rescaled version of eq 1.1 in [17]. The analysis below appears in section 2 of [17].

all other roots are with negative real part. In this scenario we have $i\omega = -\alpha + \beta e^{-i\omega\tau_c}$ which on solving gives¹⁶

$$(82) \quad \omega = \sqrt{\beta^2 - \alpha^2}, \quad \beta \cos(\omega\tau_c) = \alpha, \quad \beta \sin(\omega\tau_c) = -\omega.$$

[17] employs multiscale analysis and for that purpose writes¹⁷

$$(83) \quad dW(t) = \mathcal{K}_0 dW_0(t) + \mathcal{K}_{2,1} \cos\left(\frac{2\omega t}{\varepsilon^2}\right) dW_{2,1}(t) + \mathcal{K}_{2,2} \sin\left(\frac{2\omega t}{\varepsilon^2}\right) dW_{2,2}(t),$$

where W_i are independent Brownian motions. [17] assumes that solution X^ε is of the form¹⁸

$$(84) \quad X^\varepsilon(t) = A(t) \cos(\omega t/\varepsilon^2) + B(t) \sin(\omega t/\varepsilon^2).$$

Here A, B vary at different scale (in the spirit of multiscale analysis) than cosine and sine.

According to [17], on one hand, applying Ito formula we have¹⁹

$$(85) \quad dX^\varepsilon = \frac{1}{\varepsilon^2} (-\omega \mathfrak{s}A + \omega \mathfrak{c}B) dt + \mathfrak{c}dA + \mathfrak{s}dB,$$

where $\mathfrak{c} = \cos(\omega t/\varepsilon^2)$ and $\mathfrak{s} = \sin(\omega t/\varepsilon^2)$. On the other hand, since X^ε must satisfy (80) we must have²⁰

$$(86) \quad dX^\varepsilon = \frac{1}{\varepsilon^2} \left(-\alpha (\mathfrak{c}A + \mathfrak{s}B) + \beta \left(A_\tau \cos\left(\frac{\omega(t - \varepsilon^2\tau)}{\varepsilon^2}\right) + B_\tau \sin\left(\frac{\omega(t - \varepsilon^2\tau)}{\varepsilon^2}\right) \right) \right) dt \\ + (\mathfrak{c}A + \mathfrak{s}B) (\mathcal{K}_0 dW_0(t) + \mathcal{K}_{2,1} \cos\left(\frac{2\omega t}{\varepsilon^2}\right) dW_{2,1}(t) + \mathcal{K}_{2,2} \sin\left(\frac{2\omega t}{\varepsilon^2}\right) dW_{2,2}(t)),$$

where A_τ means $A(t - \varepsilon^2\tau)$.

Using $\tau = \tau_c + \varepsilon^2\tau_2$ and (82) we have

$$(87) \quad \beta \cos\left(\frac{\omega(t - \varepsilon^2\tau)}{\varepsilon^2}\right) = (\alpha \mathfrak{c} - \omega \mathfrak{s}) + \varepsilon^2 \omega \tau_2 (\omega \mathfrak{c} + \alpha \mathfrak{s})$$

$$(88) \quad \beta \sin\left(\frac{\omega(t - \varepsilon^2\tau)}{\varepsilon^2}\right) = (\omega \mathfrak{c} + \alpha \mathfrak{s}) + \varepsilon^2 \omega \tau_2 (-\alpha \mathfrak{c} + \omega \mathfrak{s}).$$

Using the above in (86) and comparing the resulting equation with (85) we have

$$(89) \quad \frac{1}{\varepsilon^2} (-\alpha (\mathfrak{c}A + \mathfrak{s}B) + A_\tau (\alpha \mathfrak{c} - \omega \mathfrak{s}) + B_\tau (\alpha \mathfrak{s} + \omega \mathfrak{c})) dt \\ + \omega \tau_2 (\omega (\mathfrak{c}A_\tau + \mathfrak{s}B_\tau) + \alpha (\mathfrak{s}A_\tau - \mathfrak{c}B_\tau)) dt \\ + (\mathfrak{c}A + \mathfrak{s}B) \left(\mathcal{K}_0 dW_0(t) + \mathcal{K}_{2,1} \cos\left(\frac{2\omega t}{\varepsilon^2}\right) dW_0(t) + \mathcal{K}_{2,2} \sin\left(\frac{2\omega t}{\varepsilon^2}\right) dW_0(t) \right) \\ - \frac{1}{\varepsilon^2} (-\omega \mathfrak{s}A + \omega \mathfrak{c}B) dt - \mathfrak{c}dA - \mathfrak{s}dB = 0.$$

[17] then multiplies the above with \mathfrak{c} or \mathfrak{s} and integrates over a time period, while treating A and B as constants, to get the following equations:

$$(90) \quad dA = -\alpha \hat{d}A - \omega \hat{d}B + \omega \tau_2 (\omega A_\tau - \alpha B_\tau) dt + A \mathcal{K}_{2,0} dW_0 + \frac{1}{2} A \mathcal{K}_{2,1} dW_{2,1} + \frac{1}{2} B \mathcal{K}_{2,2} dW_2 \\ dB = \omega \hat{d}A - \alpha \hat{d}B + \omega \tau_2 (\alpha A_\tau + \omega B_\tau) dt + B \mathcal{K}_{2,0} dW_0 - \frac{1}{2} B \mathcal{K}_{2,1} dW_{2,1} + \frac{1}{2} A \mathcal{K}_{2,2} dW_2,$$

where $\hat{d}A$ means $\frac{A(t) - A(t - \varepsilon^2\tau)}{\varepsilon^2} dt$.

¹⁶This is eq 2.1 in [17].

¹⁷This is eq 2.11 in [17].

¹⁸This is eq 2.2 in [17].

¹⁹This is eq 2.4 in [17].

²⁰This is eq 2.5 in [17].

In (90) the constants \mathcal{K} are not yet determined. [17] determines them in the following way: [17] compares the diffusive part of the generator for X^ε and for (A, B) . The diffusive part of the generator for (A, B) is

$$(91) \quad \begin{aligned} & (A^2\partial_A\partial_A + B^2\partial_B\partial_B + 2AB\partial_A\partial_B)\mathcal{K}_{2,0}^2 \\ & + \frac{1}{4}(A^2\partial_A\partial_A + B^2\partial_B\partial_B - 2AB\partial_A\partial_B)\mathcal{K}_{2,1}^2 \\ & + \frac{1}{4}(B^2\partial_A\partial_A + A^2\partial_B\partial_B + 2AB\partial_A\partial_B)\mathcal{K}_{2,2}^2. \end{aligned}$$

The diffusive part of the generator for x is

$$(92) \quad x^2\partial_x\partial_x = (\mathfrak{c}A + \mathfrak{s}B)^2(\mathfrak{c}\partial_A + \mathfrak{s}\partial_B)^2.$$

Averaging (92) over one time period, [17] obtains²¹

$$(93) \quad \frac{3A^2 + B^2}{8}\partial_A\partial_A + \frac{3B^2 + A^2}{8}\partial_B\partial_B + \frac{1}{2}AB\partial_A\partial_B.$$

[17] equates (93) and (91) to find that

$$(94) \quad \mathcal{K}_{2,0} = \frac{1}{2}, \quad \mathcal{K}_{2,1} = \mathcal{K}_{2,2} = \frac{1}{\sqrt{2}}.$$

Then [17] presents a figure showing that density of $A(T)\cos(\omega T/\varepsilon^2) + B(T)\sin(\omega T/\varepsilon^2)$, with A, B simulated from (90), gives good approximation to the density of $X^\varepsilon(T)$.

The above procedure is not convincing due to the following reasons:

- It is not clear whether the error in transferring from (89) to (90) would go to zero in some sense as $\varepsilon \rightarrow 0$.
- Note that (90) is still a delay equation and hence there would not be much advantage in simulating A, B compared to simulating X^ε . The delay itself is small $O(\varepsilon^2)$, but the difference $A(t) - A(t - \varepsilon^2\tau)$ is magnified by ε^{-2} .
- Note that, heuristically, the LHS of (83) is a normal random variable with variance dt ; and hence, for consistency, we must have

$$(95) \quad \mathcal{K}_{2,0}^2 + \mathcal{K}_{2,1}^2 \cos^2\left(\frac{2\omega t}{\varepsilon^2}\right) + \mathcal{K}_{2,2}^2 \sin^2\left(\frac{2\omega t}{\varepsilon^2}\right) = 1.$$

The above is possible only if we take $|\mathcal{K}_{2,1}| = |\mathcal{K}_{2,2}|$ and set

$$(96) \quad \mathcal{K}_{2,0}^2 + \mathcal{K}_{2,1}^2 = 1.$$

But note that (94) **contradicts the consistency equation (96)**. We have from (94) that $\mathcal{K}_{2,0}^2 + \mathcal{K}_{2,1}^2 = \frac{3}{4} \neq 1$.

We show by means of numerical simulation that the above procedure is indeed wrong.

In (80) set $\alpha = 0$, $\beta = -\frac{\pi}{2}$ and $\tau_c = 1$, $\tau_2 = 0$. Then $\omega = \frac{\pi}{2}$ and this system satisfies assumption 1. The equations (90) in this case becomes:

$$(97) \quad \begin{aligned} \begin{pmatrix} dA \\ dB \end{pmatrix} &= \frac{1}{\varepsilon^2} \begin{pmatrix} 0 & -\omega \\ \omega & 0 \end{pmatrix} \begin{pmatrix} A(t) - A(t - \varepsilon^2) \\ B(t) - B(t - \varepsilon^2) \end{pmatrix} dt \\ &+ \frac{1}{2} \begin{pmatrix} 1 & 0 \\ 0 & 1 \end{pmatrix} \begin{pmatrix} A(t) \\ B(t) \end{pmatrix} dW_{2,0} \\ &+ \frac{1}{2\sqrt{2}} \begin{pmatrix} 1 & 0 \\ 0 & -1 \end{pmatrix} \begin{pmatrix} A(t) \\ B(t) \end{pmatrix} dW_{2,1} \\ &+ \frac{1}{2\sqrt{2}} \begin{pmatrix} 0 & 1 \\ 1 & 0 \end{pmatrix} \begin{pmatrix} A(t) \\ B(t) \end{pmatrix} dW_{2,2} \end{aligned}$$

²¹This is eq 2.16 in [17].

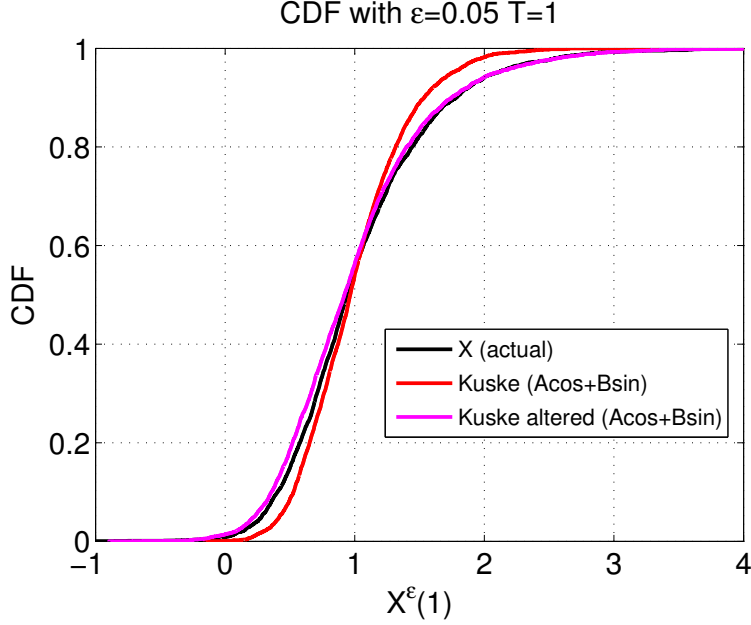


FIGURE 9. X (*actual*) is obtained from simulating the original dynamics (80). *Kuske* ($A\cos+B\sin$) is $A(T)\cos(\omega T/\varepsilon^2) + B\sin(\omega T/\varepsilon^2)$ obtained from simulating (97). *Kuske altered* ($A\cos+B\sin$) is $A(T)\cos(\omega T/\varepsilon^2) + B\sin(\omega T/\varepsilon^2)$ obtained from simulating (98).

Numerical simulations show that splitting W into harmonics as in (83) is unnecessary. For this purpose, consider

$$(98) \quad \begin{pmatrix} dA \\ dB \end{pmatrix} = \frac{1}{\varepsilon^2} \begin{pmatrix} 0 & -\omega \\ \omega & 0 \end{pmatrix} \begin{pmatrix} A(t) - A(t - \varepsilon^2) \\ B(t) - B(t - \varepsilon^2) \end{pmatrix} dt + \begin{pmatrix} 1 & 0 \\ 0 & 1 \end{pmatrix} \begin{pmatrix} A(t) \\ B(t) \end{pmatrix} dW_{2,0}.$$

i.e. $\mathcal{K}_0 = 1$, $\mathcal{K}_{2,1} = 0 = \mathcal{K}_{2,2}$.

We set $\varepsilon = 0.05$, $T = 1$. The initial condition is $X^\varepsilon(t) = \cos(\omega t/\varepsilon^2)$ for $t \in [-\varepsilon^2, 0]$, i.e. $\Pi_0^\varepsilon X^\varepsilon(\theta) = \cos(\omega\theta)$ for $\theta \in [-1, 0]$, i.e. $A(t) = 1$ for $t \leq 0$ and $B(t) = 0$ for $t \leq 0$. The cumulative distribution in the figure 9 is obtained with 2400 realizations.

Figure 9 shows that (98) better matches the actual dynamics (80) than (97). But, note that (98) is still a delay equation and there is no advantage in simulating (A, B) compared to simulating X .

A.2. Errors in [10] and [18]. There are two errors in the analysis of [10] and [18], one of which is similar in nature to the previous section. We illustrate the errors using a special case of the equation considered in [10].

[10] considers

$$(99) \quad \ddot{x}(t) + x(t) + \eta x(t-1) - \beta \dot{x}(t) = \sqrt{2D}x(t)\xi(t),$$

where ξ is a white noise process with correlation $\mathbb{E}[\xi(t)\xi(t')] = \delta(t-t')$. For now, let's set $D = 0$. The characteristic equation is $\lambda^2 + 1 + \eta e^{-\lambda} - \beta\lambda = 0$. Given η , solve $\eta \cos \omega = \omega^2 - 1$ for ω and get $\beta_c = -\eta \sin \omega / \omega$. With $\beta = \beta_c$ the system (99) (with $D = 0$) satisfies assumption 1 with critical roots of the characteristic equation being $\pm i\omega$. We assume $\beta = \beta_c$.

[10] assumes the solution is of the form

$$(100) \quad x(t, T) = \varepsilon A(T) \cos \omega t - \varepsilon B(T) \sin \omega t$$

where $T = \varepsilon^2 t$ is the slow time scale. Then,

$$(101) \quad \begin{aligned} x(t-1, T - \varepsilon^2) &= x(t, T) \cos \omega - (\sin \omega / \omega) \partial_t x(t, T) \\ &\quad - \varepsilon^2 \varepsilon \frac{A(T) - A(T - \varepsilon^2)}{\varepsilon^2} \cos(\omega(t-1)) \\ &\quad + \varepsilon^2 \varepsilon \frac{B(T) - B(T - \varepsilon^2)}{\varepsilon^2} \sin(\omega(t-1)). \end{aligned}$$

But, [10] sets last two terms in the RHS to zero claiming $A(T) \approx A(T - \varepsilon^2)$ and $B(T) \approx B(T - \varepsilon^2)$. **However, as $\varepsilon \rightarrow 0$ it is easy to see that (if derivative of A and B exist) these terms go to $\partial_T A$ and $\partial_T B$ respectively. At which ε should we ignore these and which ε should we consider it as a derivative?**

Differentiating, we get

$$(102) \quad \dot{x}(t) = (\varepsilon^2 \partial_T + \partial_t) x(t, T) = \varepsilon^2 (\varepsilon \partial_T A \cos \omega t - \varepsilon \partial_T B \sin \omega t) + \partial_t x(t, T)$$

$$(103) \quad \begin{aligned} \ddot{x}(t) &= (\varepsilon^2 \partial_T + \partial_t)^2 x(t, T) = \varepsilon^4 (\varepsilon \partial_T^2 A \cos \omega t - \varepsilon \partial_T^2 B \sin \omega t) \\ &\quad - \varepsilon^2 2\omega (\varepsilon \partial_T A \sin \omega t + \varepsilon \partial_T B \cos \omega t) - \omega^2 x(t, T) \end{aligned}$$

Putting (101), (102) and (103) together in (99) and using $\eta \cos \omega = \omega^2 - 1$, $\beta_c = -\eta \sin \omega / \omega$ and ignoring terms of order more than ε^3 we get that

$$(104) \quad \begin{aligned} &-2\omega \varepsilon^3 (\partial_T A \sin \omega t + \partial_T B \cos \omega t) \\ &\quad - \varepsilon^3 \eta (\Delta A(T) \cos(\omega(t-1)) - \Delta B(T) \sin(\omega(t-1))) \\ &\quad - \varepsilon^3 \beta_c (\partial_T A \cos \omega t - \partial_T B \sin \omega t) = \\ &\quad = \sqrt{2D} \varepsilon \left(A(T) \cos \omega t - B(T) \sin \omega t \right) \xi(t), \end{aligned}$$

where $\Delta A(T)$ means $\frac{A(T) - A(T - \varepsilon^2)}{\varepsilon^2}$ etc. The corresponding equation that [10] arrives at²² is:

$$(105) \quad \begin{aligned} &-\omega \varepsilon^3 (\partial_T A \sin \omega t + \partial_T B \cos \omega t) \\ &\quad = \sqrt{2D} \varepsilon \left(A(T) \cos \omega t - B(T) \sin \omega t \right) \xi(t), \end{aligned}$$

The equation (105) does not match with (104) when ΔA , ΔB are set to zero, nor when they are set as actual derivatives $\partial_T A$, $\partial_T B$.

[10] proceeds with (105), multiplies with $\sin \omega t$ and averages over a time period to arrive at:

$$(106) \quad \begin{aligned} -\omega \varepsilon^3 \frac{1}{2} \partial_T A &= \sqrt{2D} \varepsilon \left(A(T) \llbracket \cos \omega t \sin \omega t \xi(t) \rrbracket - B(T) \llbracket \sin^2 \omega t \xi(t) \rrbracket \right), \\ &= \sqrt{2D} \varepsilon \frac{1}{2} \left(A(T) \llbracket \sin 2\omega t \xi(t) \rrbracket - B(T) \llbracket \xi(t) \rrbracket + B(T) \llbracket \cos 2\omega t \xi(t) \rrbracket \right), \end{aligned}$$

where $\llbracket \cdot \rrbracket$ is used for *time-averaging*.

The intermediate steps in [10] are not clear, but the end result of [10] is that D is scaled as $D = \varepsilon^2 \tilde{D}$ and three new Gaussian process ξ_0, ξ_1, ξ_2 are defined on slow time scale and the following are used:

$$(107) \quad \llbracket \xi(t) \rrbracket = \varepsilon \xi_0, \quad \llbracket \cos 2\omega t \xi(t) \rrbracket = \frac{\varepsilon}{\sqrt{2}} \xi_1, \quad \llbracket \sin 2\omega t \xi(t) \rrbracket = \frac{\varepsilon}{\sqrt{2}} \xi_2.$$

Employing this in (106) the following is arrived at:

$$(108) \quad -\frac{\omega}{\sqrt{2\tilde{D}}} \partial_T A = -B \xi_0 + \frac{1}{\sqrt{2}} B \xi_1 + \frac{1}{\sqrt{2}} A \xi_2.$$

Similarly, [10] multiplies (105) with $\cos \omega t$ and averages over a time period and employs (107) to arrive at:

$$(109) \quad -\frac{\omega}{\sqrt{2\tilde{D}}} \partial_T B = A \xi_0 + \frac{1}{\sqrt{2}} A \xi_1 - \frac{1}{\sqrt{2}} B \xi_2.$$

The equations (108) and (109) are respectively (16) and (17) in [10].

²²This is equation 9 in [10]. The quantity μ defined under equation 7 of [10] is zero for the special case that we consider.

Now we show that the above method is not consistent with itself. From (108) and (109) we get

$$\begin{aligned}
 (110) \quad & -\frac{\omega}{\sqrt{2\bar{D}}}(\partial_T A \sin \omega t + \partial_T B \cos \omega t) \\
 & = (-B\mathfrak{s} + A\mathfrak{c})\xi_0 + \frac{1}{\sqrt{2}}(B\mathfrak{s} + A\mathfrak{c})\xi_1 + \frac{1}{\sqrt{2}}(A\mathfrak{s} - B\mathfrak{c})\xi_2, \\
 (111) \quad & =: \mathfrak{F}(T)
 \end{aligned}$$

where $\mathfrak{s} = \sin \omega t$ and $\mathfrak{c} = \cos \omega t$. Now $\mathbb{E}[\mathfrak{F}(T)\mathfrak{F}(T)]$ equals

$$\begin{aligned}
 (112) \quad & (-B\mathfrak{s} + A\mathfrak{c})^2 + \frac{1}{2}(B\mathfrak{s} + A\mathfrak{c})^2 + \frac{1}{2}(A\mathfrak{s} - B\mathfrak{c})^2 \\
 & = (A\mathfrak{c} - B\mathfrak{s})^2 + \frac{1}{2}(A^2 + B^2).
 \end{aligned}$$

But from (105)

$$\begin{aligned}
 (113) \quad & -\frac{\omega}{\sqrt{2\bar{D}}}(\partial_T A \sin \omega t + \partial_T B \cos \omega t) \\
 & = \varepsilon(A\mathfrak{c} - B\mathfrak{s})\xi(t) =: \varepsilon\mathfrak{F}(T),
 \end{aligned}$$

Now $\mathbb{E}[\mathfrak{F}(T)\mathfrak{F}(T)]$ equals $(A\mathfrak{c} - B\mathfrak{s})^2$. So the system (108),(109) has an extra variance of $\frac{1}{2}(A^2 + B^2)$ (see (112)) than what is required.

A.3. Shortcomings in [19], [20], [31]. [19], [20] consider oscillators that arise in machine tool dynamics and [31] considers human standing model. They apply the spectral theory of linear DDE just like is done in this paper. However, right from the beginning of the analysis they claim that the stable (Q) part of the solution can be ignored. They take noise as Wiener process but do not consider stronger deterministic perturbations G_q as in section 5. However, when considering G_q or when considering other noise processes, ignoring the Q part of the solution would lead to wrong results. As pointed out in remarks 5.1 and 6.2, this leads to loss of some of the drift terms.

APPENDIX B. AN EXAMPLE ILLUSTRATING THE APPROACH FOR CALCULATION OF $b_H^{q,(i)}$ IN THEOREM 5.1

Consider the system without delay given by $\ddot{x} + x = \varepsilon\dot{x}y$, and $\dot{y} = -y + \varepsilon\dot{x}^2$. Here x is oscillatory and y is stable. The quantity $\mathcal{H} = \frac{1}{2}(x^2 + \dot{x}^2)$ evolves slowly compared to x and y . Writing in state-space form $z_1 = x$, $z_2 = \dot{x}$ we have

$$(114) \quad \begin{pmatrix} \dot{z}_1 \\ \dot{z}_2 \\ \dot{y} \end{pmatrix} = \begin{pmatrix} z_2 \\ -z_1 \\ -y \end{pmatrix} + \varepsilon \begin{pmatrix} 0 \\ z_2 y \\ z_2^2 \end{pmatrix}$$

and $\dot{\mathcal{H}} = \varepsilon b^{(q)}(z, y)$, where $b^{(q)}(z, y) = z_2^2 y$.

The unperturbed system is obtained by setting $\varepsilon = 0$ in (114). The differential of any function f along trajectory of unperturbed system is given by $\mathcal{L}_0 f$ where $\mathcal{L}_0 = z_2 \frac{\partial}{\partial z_1} - z_1 \frac{\partial}{\partial z_2} - y \frac{\partial}{\partial y}$. The differential along the perturbations is given by $\mathcal{L}_1 f$ where $\mathcal{L}_1 = z_2 y \frac{\partial}{\partial z_2} + z_2^2 \frac{\partial}{\partial y}$. Note that $\dot{f}(z_t, y_t) = ((\mathcal{L}_0 + \varepsilon\mathcal{L}_1)f)(z_t, y_t)$.

Now let

$$(115) \quad H(z, y) = \mathcal{H}(z) - \varepsilon c(z, y) + \varepsilon^2 g_1(z, y) + \varepsilon^2 g_2(z)$$

where c, g are yet to be determined. On differentiating we get (until order ε^2)

$$(116) \quad \dot{H}(z_t, y_t) = \varepsilon(b^{(q)}(z_t, y_t) - (\mathcal{L}_0 c)(z_t, y_t)) - \varepsilon^2(\mathcal{L}_1 c)(z_t, y_t) + \varepsilon^2(\mathcal{L}_0 g_1)(z_t, y_t) + \varepsilon^2(\mathcal{L}_0 g_2)(z_t, y_t) + O(\varepsilon^3).$$

Now, choose c such that $\mathcal{L}_0 c = b^{(q)}$. Choose g_1 such that $(\mathcal{L}_0 g_1)(z, y) = (\mathcal{L}_1 c)(z, y) - (\mathcal{L}_1 c)(z, 0)$. Such a choice of g_1 is possible because, according to the unperturbed dynamics y decays to zero exponentially fast. Now, note that $(\mathcal{L}_1 c)(z, 0)$ is a function of z alone; and the unperturbed z dynamics is ‘oscillation with constant amplitude $\sqrt{2\mathcal{H}}$ ’. Now, let the average of $(\mathcal{L}_1 c)(z, 0)$ along an orbit of constant \mathcal{H} be denoted by $\{\mathcal{L}_1 c\}$. This $\{\mathcal{L}_1 c\}$ would be a function only of $\frac{1}{2}(z_1^2 + z_2^2)$ or what is the same — \mathcal{H} . Choose $g_2(z)$ such that $(\mathcal{L}_0 g_2)(z, 0) = (\mathcal{L}_1 c)(z, 0) - \{\mathcal{L}_1 c\}|_{\frac{1}{2}(z_1^2 + z_2^2)}$. Plugging the above choices of functions in (116) we get

$$(117) \quad \dot{H}(z_t, y_t) = -\varepsilon^2 \{\mathcal{L}_1 c\}|_{\mathcal{H}} + O(\varepsilon^3).$$

Hence, for times of order $O(1/\varepsilon^2)$ we have $H(z_t, y_t) = H(z_0, y_0) + \varepsilon^2 \int_0^t \{\mathcal{L}_1 c\}|_{\mathcal{H}_s} ds + O(\varepsilon)$. Since H differs from \mathcal{H} only by $O(\varepsilon)$ (see (115)) we can write $\mathcal{H}_t = \mathcal{H}_0 + \varepsilon^2 \int_0^t \{\mathcal{L}_1 c\}|_{\mathcal{H}_s} ds + O(\varepsilon)$. So, for times of order $O(1/\varepsilon^2)$, if we use

$$(118) \quad \dot{\mathcal{H}} = -\varepsilon^2 \{\mathcal{L}_1 c\}|_{\mathcal{H}}$$

then the error resulted in \mathcal{H} would be only of $O(\varepsilon)$. Such a method is shown in [13]—we have adapted it to stochastic delay equations in [21].

To see why the above method is useful, note that c in $\mathcal{L}_0 c = b^{(q)}$ can be immediately solved using method of characteristics. Since the solution to the unperturbed system is $z_1(t) = z_1(0) \cos t + z_2(0) \sin t$, $z_2(t) = -z_1(0) \sin t + z_2(0) \cos t$, $y(t) = y(0)e^{-t}$, and $b^{(q)}(z, y) = z_2^2 y$ we get $c(z, y) = -\int_0^\infty (-z_1 \sin t + z_2 \cos t)^2 y e^{-t} dt$. Now, $(\mathcal{L}_1 c)(z, 0) = -\int_0^\infty z_2^2 (-z_1 \sin t + z_2 \cos t)^2 e^{-t} dt$. Hence $\{\mathcal{L}_1 c\}|_{\mathcal{H}}$ is

$$\begin{aligned} \frac{1}{2\pi} \int_0^{2\pi} \left(-\int_0^\infty z_2^2 (-z_1 \sin t + z_2 \cos t)^2 e^{-t} dt \right) \Big|_{(z_1, z_2) = \sqrt{2\mathcal{H}}(\sin s, \cos s)} ds \\ = -\mathcal{H}^2 \int_0^\infty \frac{1}{2} (2 + \cos 2t) e^{-t} dt = -\frac{11}{10} \mathcal{H}^2. \end{aligned}$$

So we have $\dot{\mathcal{H}} = \varepsilon^2 \frac{11}{10} \mathcal{H}^2 + O(\varepsilon^3)$. The reader can check using conventional center-manifold calculations that same answer would be obtained. However the method presented here would easily adapt to multidimensional delay equations as shown in section 5.

APPENDIX C. EXPLICIT EVALUATION OF $b_H^{q,(k)}$ USING (51)–(54)

In this section we show how the explicit formulas (55)–(56) can be derived from (51)–(54). First we give a few preliminaries.

Recall that, for $\varphi \in \mathcal{C}$, $\hat{T}(t)\varphi$ denotes the solution at time t of the unperturbed linear system (5) with initial condition $\Pi_0 x = \varphi$. Recall that $\mathcal{C} = P \oplus Q$ where P is the space corresponding to the critical eigenvalues $\pm i\omega_c$. Recalling the evolution on P defined by (17), we have that for $\underline{u} \in \mathbb{C}^2$ with $u_2 = \bar{u}_1$,

$$(119) \quad \hat{T}(t)\Phi \underline{u} = \Phi e^{Bt} \underline{u}.$$

Using (50) and (119) we have for $n \times 1$ vector \underline{v}

$$(120) \quad \hat{T}(t)\pi \mathbf{1}_{\{0\}} \underline{v} = \Phi e^{Bt} \hat{\Psi} \underline{v}.$$

For η_t^{\hbar} defined in (25), we have $\hat{T}(s)\eta_t^{\hbar} = \eta_{t+s}^{\hbar}$. The z coordinates $\langle \Psi, \hat{T}(s)\eta_t^{\hbar} \rangle$ are given by $\frac{1}{2}\sqrt{2\hbar} \begin{bmatrix} e^{i\omega_c(t+s)} \\ e^{-i\omega_c(t+s)} \end{bmatrix}$ and hence for ρ defined in (51), we can take $\rho(\eta_t^{\hbar}) = \frac{2\pi}{\omega_c} - t$.

Using product rule for differentiation on $b^{q,(1)}$ (defined in (47)) and linearity of the function E , we have for $\xi, \eta \in \mathcal{C}$

$$(\xi \cdot \nabla) b^{q,(1)}(\eta) = E(\xi) G_q(\pi \eta) + E(\eta) (\pi \xi \cdot \nabla) G_q(\pi \eta).$$

Using product rule for differentiation on $b^{q,(2)}$ (defined in (48)) we have for $\xi, \eta \in \mathcal{C}$

$$(\xi \cdot \nabla) b^{q,(2)}(\eta) = \left((\xi \cdot \nabla) E(\eta) \right) (G_q(\eta) - G_q(\pi \eta)) + E(\eta) (\xi \cdot \nabla) G_q(\eta) - E(\eta) (\pi \xi \cdot \nabla) G_q(\pi \eta).$$

Since η_t^{\hbar} (used in (54)) belongs to P , i.e. $\eta_t^{\hbar} = \pi \eta_t^{\hbar}$, the first term vanishes. Using linearity of differentials we have that

$$(121) \quad (\xi \cdot \nabla) b^{q,(2)}(\eta_t^{\hbar}) = E(\eta_t^{\hbar}) ((I - \pi) \xi \cdot \nabla) G_q(\eta_t^{\hbar}) \quad \text{for all } \xi \in \mathcal{C}.$$

Now we show how (56) can be derived. Using (53) in (54) we encounter the task of evaluating the differential $(\xi \cdot \nabla) b^{q,(2)}(\hat{T}(s)\eta_t^{\hbar})$ with $\xi = \hat{T}(s)\mathbf{1}_{\{0\}} G_q(\eta_t^{\hbar})$. Using $\hat{T}(s)\eta_t^{\hbar} = \eta_{t+s}^{\hbar}$ and (121) we get the differential as $E(\eta_{t+s}^{\hbar}) ((I - \pi) \hat{T}(s)\mathbf{1}_{\{0\}} G_q(\eta_t^{\hbar}) \cdot \nabla) G_q(\eta_{t+s}^{\hbar})$. It is a property of the unperturbed system that \hat{T} commutes with $(I - \pi)$. Defining $\mathcal{E}_t = e^{-i\omega_c t} \hat{\Psi}_1 + e^{i\omega_c t} \hat{\Psi}_2$ we can write $E(\eta_t^{\hbar}) = \sqrt{2\hbar} \mathcal{E}_t$. So we can rewrite the differential as $\sqrt{2\hbar} (\hat{T}(s)(I - \pi)\mathbf{1}_{\{0\}} G_q(\eta_t^{\hbar}) \cdot \nabla) (\mathcal{E}_{t+s} G_q(\eta_{t+s}^{\hbar}))$. Writing $G_q(\eta_t^{\hbar}) = \sum_{j=1}^n (G_q(\eta_t^{\hbar}))_j \underline{e}_j$ and using linearity of differentials we get the desired form in (56).

(55) can be similarly derived.

APPENDIX D. A SKETCH OF PROOF OF THEOREM 6.1

One way to characterize the probability distribution of a stochastic process Y is by an operator called the infinitesimal generator \mathcal{L} defined as follows: for any nice real-valued function f of the process Y ,

$$(122) \quad (\mathcal{L}f)(y) \stackrel{\text{def}}{=} \lim_{t \rightarrow 0} \frac{1}{t} (\mathbb{E}[f(Y_t) | Y_0 = y] - f(y)).$$

Here the ‘ \mathbb{E} ’ term means “the average of $f(Y_t)$ given that the initial condition Y_0 equals y ”. For example, the process whose infinitesimal generator is defined by $\mathcal{L}f = \frac{1}{2}f''$ has the same probability distribution as the standard Brownian motion. The process whose infinitesimal generator is defined by $(\mathcal{L}f)(y) = b(y)f'(y) + \frac{1}{2}\sigma^2(y)f''(y)$ has the same probability distribution as the process governed by the SDE, $dY = b(Y)dt + \sigma(Y)dW$ with W a Wiener process. The process whose infinitesimal generator is $(\mathcal{L}f)(y) = b(y)f'(y)$ is the ordinary differential equation $\dot{Y} = b(Y)$. *The infinitesimal generator characterizes the probability distribution of a process.*

We consider the system (64)–(65) and try to find the infinitesimal generator \mathcal{L}_H of the process $\lim_{\varepsilon \rightarrow 0} \mathcal{H}^\varepsilon$. For this purpose consider the triplet process $(\Pi^\varepsilon X, \xi^\varepsilon, \mathcal{H}^\varepsilon)$. It has the infinitesimal generator $\mathcal{L}^\varepsilon = \frac{1}{\varepsilon^2}\mathcal{L}_0 + \frac{1}{\varepsilon}\mathcal{L}_1$, where for function f of (η, ξ, h)

$$(123) \quad (\mathcal{L}_0 f)(\eta, \xi, h) = (\mathfrak{G}f)(\eta, \xi, h) + \left. \frac{d}{dt} \right|_{t=0} f(\hat{T}(t)\eta, \xi, h),$$

$$(124) \quad (\mathcal{L}_1 f)(\eta, \xi, h) = \sigma(\xi)(\mathbf{1}_{\{0\}}F(\eta) \cdot \nabla) f(\eta, \xi, h) + \sigma(\xi)b(\eta) \frac{\partial f}{\partial h}(\eta, \xi, h).$$

Here \mathfrak{G} is the infinitesimal generator of the noise process ξ . Recall that $\hat{T}(t)\eta$ is the solution at time t of the unperturbed system (5) with initial condition η , and $\mathbf{1}_{\{0\}}$ is the matrix valued function defined in (49).

The following comments help in gaining an insight into the structure of \mathcal{L}^ε . Consider (64)–(65). If there were no noise perturbations at all, then \mathcal{H}^ε would have remained a constant and $\Pi^\varepsilon X^\varepsilon$ would have evolved according to the unperturbed system whose solution at time t with initial condition η is given by $\hat{T}(t)\eta$. Applying the definition (122) for this case we get the $\left. \frac{d}{dt} \right|_{t=0}$ term in (123). If there was noise alone we would get \mathfrak{G} term in (123). The rate of change of \mathcal{H}^ε in (65) is σb which explains the $\sigma b \frac{\partial f}{\partial h}$ term in (124). The other term in (124) is due to the perturbation coefficient σF in (64).

The problem of finding the infinitesimal generator \mathcal{L}_H of the process $\lim_{\varepsilon \rightarrow 0} \mathcal{H}^\varepsilon$ boils down to this (for details see the technique of martingale problem in chapter 5 of [29]): find an operator \mathcal{L}_H such that given any nice function f_H of h alone, there exists a function f^ε of (η, ξ, h) such that $|f_H(h) - f^\varepsilon(\eta, \xi, h)|$ and $|(\mathcal{L}_H f_H)(h) - (\mathcal{L}^\varepsilon f^\varepsilon)(\eta, \xi, h)|$ are of order ε .

Now we show how to find \mathcal{L}_H . Formally, consider $f^\varepsilon(\eta, \xi, h) \stackrel{\text{def}}{=} f_H(h) + \varepsilon f_1(\eta, \xi, h) + \varepsilon^2 f_2(\eta, \xi, h)$ with f_1 and f_2 yet to be determined. Computing $\mathcal{L}^\varepsilon f^\varepsilon$ we find

$$(125) \quad \mathcal{L}^\varepsilon f^\varepsilon = \frac{1}{\varepsilon^2} \mathcal{L}_0 f_H + \frac{1}{\varepsilon} (\mathcal{L}_0 f_1 + \mathcal{L}_1 f_0) + (\mathcal{L}_0 f_2 + \mathcal{L}_1 f_1) + O(\varepsilon).$$

Note that $\mathcal{L}_0 f_H = 0$ because \mathcal{L}_0 involves differentials with respect to (η, ξ) whereas f_H is a constant as a function of (η, ξ) (it is function only of h). Now, f_1 can be chosen so that $\mathcal{L}_0 f_1 + \mathcal{L}_1 f_0 = 0$. It can be verified that f_1 is

$$f_1(\eta, \xi, h) = \int_0^\infty ds \left(\int_{\mathbf{M}} (\nu(s, \xi, d\zeta) - \bar{\nu}(d\zeta)) \sigma(\zeta) \right) b(\hat{T}(s)\eta) \frac{\partial f_H(h)}{\partial h}.$$

We would not be able to select f_2 such that $\mathcal{L}_0 f_2 + \mathcal{L}_1 f_1 = 0$. However $\mathcal{L}_0 f_2 + (\mathcal{L}_1 f_1 - \{\mathcal{L}_1 f_1\}) = 0$ can be solved where $\{\mathcal{L}_1 f_1\}$ is certain kind of average. With this choice of f_2 , now (125) gives $|\mathcal{L}^\varepsilon f^\varepsilon - \{\mathcal{L}_1 f_1\}| \sim O(\varepsilon)$. Inspecting $\{\mathcal{L}_1 f_1\}$ gives \mathcal{L}_H . Note that $\mathcal{L}_1 f_1$ equals

$$\int_0^\infty ds \left(\sigma(\xi) \int_{\mathbf{M}} (\nu(s, \xi, d\zeta) - \bar{\nu}(d\zeta)) \sigma(\zeta) \right) \left((\mathbf{1}_{\{0\}}F(\eta) \cdot \nabla) b^{(s)}(\eta) \frac{\partial f_H(h)}{\partial h} + b(\eta) b^{(s)}(\eta) \frac{\partial^2 f_H(h)}{\partial h^2} \right),$$

where $b^{(s)}(\eta) \stackrel{\text{def}}{=} b(\hat{T}(s)\eta)$. In the above expression (i) averaging the noise ξ with respect to its invariant measure $\bar{\nu}$ and recalling the definition of autocorrelation in (63), (ii) realizing that $(\mathbf{1}_{\{0\}}F(\eta) \cdot \nabla) b^{(s)}(\eta) = (\hat{T}(s)\mathbf{1}_{\{0\}}F(\eta) \cdot \nabla) b(\hat{T}(s)\eta)$, and (iii) averaging the η on trajectories of constant h , we get $\{\mathcal{L}_1 f_1\}$ as $b_H(h) \frac{\partial f_H(h)}{\partial h} + \frac{1}{2} \sigma_H^2(h) \frac{\partial^2 f_H(h)}{\partial h^2}$ where b_H and σ_H are as stated in the theorem 6.1.

APPENDIX E. NUMERICAL SCHEME FOR SIMULATIONS

All simulations in this paper are done with Euler-Maruyama scheme. For example, (59) with $\gamma_c = 0$ is simulated as follows. Select a time step Δ . Let $N = r/\Delta$ where r is the delay in the system. Specify initial conditions at the time points of the form $j\Delta$ for $j = -N, -N+1, \dots, -2, -1, 0$. Then, for $j \geq 0$,

$$x|_{(j+1)\Delta} = x|_{j\Delta} + \Delta \left(-\frac{\pi}{2}x + \varepsilon\gamma_q x^2 \right) |_{(j-N)\Delta} + \varepsilon\sigma\sqrt{\Delta}\mathcal{N}_j,$$

where \mathcal{N}_j is a standard normal random variable.

For (70) we first simulate the two-state markov chain and then use

$$x|_{(j+1)\Delta} = x|_{j\Delta} + \Delta \left(-\frac{\pi}{2} + \varepsilon\sigma(\xi|_{j\Delta}) \right) x|_{(j-N)\Delta}.$$

The following values of Δ are used: for section 6.2 $\Delta = 5 \times 10^{-5}$, for section 5.4 $\Delta = 2 \times 10^{-5}$, for section 4.2 $\Delta = 10^{-5}$, for the stationary density in figure 3 $\Delta = 5 \times 10^{-6}$.

When the delay system in section 4.3 is close to the stochastic bifurcation threshold, the probability density takes a long time to reach its steady state. Hence, using a small Δ was not practical. For example, generating figure 3 (which is not close to the stochastic threshold) for which the invariant density is reached by 4500 delay periods, took more than 24 hours on a Intel Xeon X5675 3.07GHz CPU with $\Delta = 5 \times 10^{-6}$ and 3200 samples. Close to the bifurcation threshold, it takes much longer. Critical issue is not only the speed of CPU but also its memory. For simulating a delay system, the history of the process needs be stored in memory. Suppose one is simulating the stochastic delay system with 1000 samples; then, storing a $1000 \times (\frac{r}{5 \times 10^{-6}})$ matrix where r is delay in the system, requires a huge amount of memory.

So, for computing stochastic bifurcation thresholds in section 4.3, we used $\Delta = 10^{-4}$ instead, at the expense of losing some accuracy.

E-mail address: nlingala1@gmail.com

UNIVERSITY OF ILLINOIS, URBANA, IL, USA.