

Interference-based Optimal Power-efficient Access Scheme for Cognitive Radio Networks

Ahmed H. Anwar^{*}, Ahmed El Shafie[†], Amr Mohamed^{*}, Tamer ElBatt[†] and Mohsen Guizani^{*}

^{*}Electrical Engineering, Qatar University, Doha, Qatar.

[†]Wireless Intelligent Networks Center (WINC), Nile University, Giza, Egypt.

email: {a.h.anwar@knights.ucf.edu, ahmed.salahelshafie@gmail.com, amrm, telbatt@ieee.org and mguizani@qu.edu.qa}

Abstract—In this paper, we propose a new optimization-based access strategy of multipacket reception (MPR) channel for multiple secondary users (SUs) accessing the primary user (PU) spectrum opportunistically. We devise an analytical model that realizes the multipacket access strategy of SUs that maximizes the throughput of individual backlogged SUs subject to queue stability of the PU. All the network receiving nodes have MPR capability. We aim at maximizing the throughput of the individual SUs such that the PU's queue is maintained stable. Moreover, we are interested in providing an energy efficient cognitive scheme. Therefore, an energy constraints on the PU and SU average transmitted energy was added to the optimization problem. Each SU accesses the medium with certain probability that depends on the PU's activity, i.e., active or inactive. The results show a significant gain of the proposed scheme relative to other well-known access schemes up to 44% in terms of SU throughput.

Index Terms—Cognitive radio networks, energy efficiency, multipacket reception, queue, quality of service (QoS).

I. INTRODUCTION

Cognitive radio networks (CRN) have been a hot area of research for a decade due to its opportunistic, agile and efficient spectrum utilization merits [1], [2], [3]. Cognitive radios, in the literature, promote three methods of sharing the spectrum with the primary user (PU); namely, overlay, underlay and interweave schemes [4]. Under collision wireless channel model, the authors of [5], [6] studied the stability of multiple access slotted ALOHA systems. The authors used the concept of dominant systems to characterize the stability region and provide sufficient and necessary conditions for stability of the system. Time is slotted and each node randomly accesses the channel. In [7], the authors investigated the stability region, capacity and throughput for multiple access ALOHA systems.

In [8], Sadek *et al.* investigated the stability region of a network composed of a cognitive relay that aids multiple nodes for the transmission of their packets to a common destination. The proposed cooperative protocols enable the relaying node to aid the transmitters operating in a time-division multiple access (TDMA) network in their silent periods due to source burstiness. In [9], El-Sherif investigated the stability region of a network composed of multiple relays cooperate

in forwarding the traffic of multiple PUs during their silence periods with the coexistence of multiple secondary nodes. The authors considered two secondary access scenarios which give inner and outer bounds to the original system's performance. Under the first scenario, the secondary users (SUs) discern the activity of both the PUs and the relays at each time slot, thereby remaining silent when any of them is active. Under the second scenario, the relays and the SUs randomly access the channel every time slot and thus transmissions may collide. Consequently, packet loss may occur. In [10], the authors proposed two order cognitive access schemes which differ in terms of the required coordination between the secondary terminals. Under the proposed schemes, the secondary terminals are ordered in terms of channel accessing. The proposed protocol is studied from the network layer point of view with a collision-based wireless channel model.

In [11], the authors introduced a generalized channel model with multipacket reception (MPR) capability for slotted ALOHA systems where receivers are capable of decoding under interference. They investigated the stability of the system compared to the collision channel model. Authors in [12] studied the impact of MPR on stability and delay of slotted ALOHA-based random access systems. The stability region is characterized using dominant systems approach. Kompella *et al.* in [13], characterized the stable-throughput region of an SU sharing the channel with a PU. The PU has unconditional access to the channel, while the SU transmits its packets with some access probability that changes based on the primary queue state. Precisely, if the PU is inactive, the SU accesses the channel unconditionally, and if the PU is active, the SU accesses with some probability. The channel sensing is assumed to be perfect. In [14], the authors investigated a cognitive setting with one PU and one rechargeable SU. The SU randomly accesses and senses the primary channel and can possibly leverage the primary feedback. Receivers are capable of decoding under interference as they have MPR capabilities. The authors investigated the maximum secondary throughput under the PU stability and delay constraints. In [15], the SU randomly accesses the channel at the beginning of the time slot to exploit the MPR capability of receivers. The SU aims at maximizing its throughput under PU's queue stability and certain queueing delay requirement for the PU.

Energy efficient protocols are of a great importance currently due to the huge demand on applications and communi-

¹This work was made possible by grant number NPRP 5-782-2-322 and NPRP 4-1034-2-385 from the Qatar National Research Fund (a member of Qatar Foundation). The statements made herein are solely the responsibility of the authors.

cations of limited energy. In this paper, we focus on energy efficient and power limited communication systems, hence, we consider an underlay cognitive scheme that matches our interests in studying both the PU and SUs energy and interference effects as explained later. Using cognitive networks in the field of “*Green Communications*” was introduced earlier by [16]. A recent survey on energy efficient wireless communications and new protocols are presented in [17]. The authors of [18] discussed the energy-efficient relay selection techniques in a cooperative heterogeneous radio access network. Fundamental trade-offs and challenging problems regarding green communications are explained in [19].

In this paper, we devise a new model that captures energy efficiency and throughput optimization. Our contributions can be summarized as follows:

- We propose a new access scheme that maximizes throughput of individual SUs, while guarantees the stability of the PU’s queue and limits the transmission powers of SUs and PU.
- We show that the SUs throughput increase via controlling the optimization problem variables.
- We conduct a comprehensive study to show the effect of the system parameters on both throughput maximization and power efficiency from a design perspective.

The rest of the paper is organized as follows. The system model is presented in Section II. Then the throughput is characterized in Section III. We perform the two-based optimization problems in Section IV. Numerical results are presented in Section V. Finally, we conclude our work in Section VI.

II. SYSTEM MODEL

In this paper, we consider a single primary link and M_s secondary links sharing one frequency channel as shown in Fig. 1. Time and channels are slotted. Each time slot is T seconds in length. The PU has a total transmission bandwidth of W Hz. The primary transmitter has a buffer (queue) Q_p modeled as Geo/Geo/1 queueing system. The arrivals at the primary queue are assumed to be independent and identically distributed (i.i.d) Bernoulli random variables with stationary mean $\lambda_p \in [0, 1]$ packets per time slot. Each secondary transmitter has a buffer storing its packets, denoted by Q_j , $j \in \{1, 2, \dots, M_s\}$. The SUs are assumed to be saturated (always backlogged), i.e., each SU has a packet to send every time slot. All buffers of the system have infinite capacity [8], [13], [15].

We assume that the SUs sense the medium perfectly as in [13] and the references therein. This assumption is practically valid if the channel sensing duration is long enough to guarantee negligible sensing errors which is the case we have. All SUs randomly access the medium every time slot with certain access probability that changes based on the state of the sensed PU. Typically, if the medium is sensed to be idle, the j^{th} SU accesses the medium with probability $a_1^{(j)}$ and power $\gamma_1^{(j)}$. On the other hand, if the medium is sensed to be busy, the j^{th} SU accesses the medium with probability $a_2^{(j)}$ and power $\gamma_2^{(j)}$

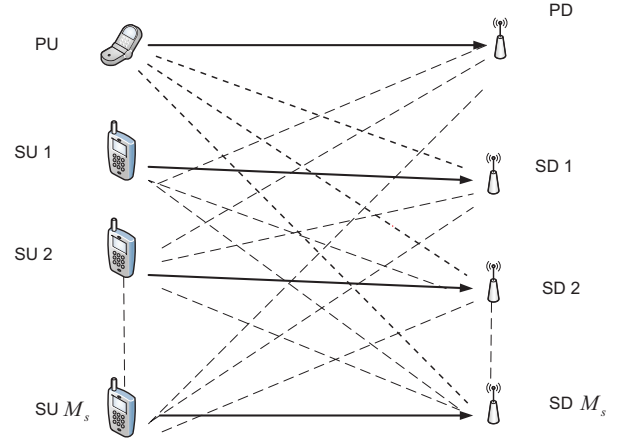


Fig. 1. Primary and secondary links. The solid links represent the communication links, while the dotted links represent the interference links. In the figure, we denote the primary and secondary destinations by PD and SD, respectively.

such that, $a_1^{(j)} \geq a_2^{(j)}$. The basic idea of our proposed scheme relies on the fact that if all users simultaneously transmit a packet or a group of them, they still can succeed to decode their packets at the corresponding receivers with a non-zero probability.

For the simplicity of our presentation, we assume that all SUs are symmetric (a similar assumption is found in the literature, e.g., [9]). This implies that all channels have similar distribution parameters and all SUs transmit with the same power levels and access the channel with equal probabilities. Specifically, the statistics of the channel gains for all SU are equal. Moreover, $\gamma_\ell^{(j)} = \gamma_\ell^{(i)}$ and $a_\ell^{(j)} = a_\ell^{(i)}$ for all $j, i \in \{1, 2, \dots, M_s\}$, $j \neq k$ and $\ell \in \{1, 2\}$.

The SUs are energy-aware nodes that aim at efficiently using their energy to maximize their performance and to satisfy certain quality of service (QoS) requirements for the PU. The SUs sense the medium for τ seconds at the beginning of each time slot to determine the state of the PU. A time slot, T seconds, matches a packet length of b bits. Accordingly, the transmission rate of the secondary terminals is $\tilde{r}_s = b/(T - \tau)$. The PU accesses the channel unconditionally at the beginning of the time slot if its queue is non-empty; hence, the primary transmission rate is $r_p = b/T$. The transmit power of the PU is γ_p Watts/Hz.

We assume block Rayleigh fading channels, where the channel gain from node n_1 to node n_2 , denoted by h_{n_1, n_2} , is assumed to be fixed during one time slot, but changes from time slot to time slot according to exponential distribution with mean $1/\delta_{n_1, n_2}$. Let pd and sd_j denote the primary destination and the j^{th} SU’s destination, respectively. The set of transmitters is $n_1 \in \{p, 1, 2, \dots, M_s\}$, whereas the set of receivers is $n_2 \in \{pd, sd_1, sd_2, sd_3, \dots, sd_{M_s}\}$. Due to symmetry, $\delta_{s_j, sd_j} = \delta_{ss}$, $\delta_{p, sd_j} = \delta_{ps}$, $\delta_{s_j, pd} = \delta_{sp}$, and $\delta_{p, pd} = \delta_{pp}$. The thermal noise at any receiver is modeled as additive white Gaussian noise (AWGN) with zero mean and power spectral density \mathcal{N}_o Watts/Hz.

The medium access scheme can be summarized as follows:

- The PU accesses the channel at the beginning of the time slot if it has a packet at the head of its queue.
- The SUs sense the channel over the time interval $[0, \tau]$ to declare the state of the PU.
- If the PU is idle, each SU randomly accesses the channel with probability a_1 and transmit power level γ_1 Watts/Hz.
- If the PU is active, each SU randomly accesses the channel with probability a_2 and transmit power level γ_2 Watts/Hz.

III. THROUGHPUT ANALYSIS AND PROBLEM FORMULATIONS

Conventionally queue stability is considered as a fundamental performance metric in any communication system. Specifically, suppose $Q^{(t)}$ denotes the length of queue Q at the beginning of time slot t . Q is said to be stable if $\lim_{\mathcal{I} \rightarrow \infty} \lim_{t \rightarrow \infty} \Pr(Q^{(t)} < \mathcal{I}) = 1$ [8], where \mathcal{I} is a positive constant and $\Pr(\cdot)$ represents the probability of the argument event. If the queues are characterized with strictly stationary arrival and departure processes, we can apply Loynes criterion to check the stability of each queue [8]. This theorem states that if the arrival process and the service process of a queue are strictly stationary, and the average service rate is greater than the average arrival rate of the queue, then the queue is stable.

Denote by \mathcal{X}_p^t the number of arrivals to queue Q_p at time slot t , and \mathcal{S}_p^t the number of departures from queue Q_p at time slot t . The queue length evolves according to the following form:

$$Q_p^{t+1} = (Q_p^t - \mathcal{S}_p^t)^+ + \mathcal{X}_p^t \quad (1)$$

where $(z)^+$ denotes $\max(z, 0)$.

Let $\mu_s = \mu_s^j$ denote the mean service rate of an SU and μ_p denote the mean service rate of the PU. The mean service rate of the j^{th} SU is given by

$$\begin{aligned} \mu_s = & \Pr(Q_p = 0) \left[\sum_{k=0}^{M_s-1} \binom{M_s}{k} a_1^k (1-a_1)^{M_s-k} \Pr^s(\text{Success}|k) \right] \\ & + \Pr(Q_p \neq 0) \left[\sum_{k=0}^{M_s-1} \binom{M_s}{k} a_2^k (1-a_2)^{M_s-k} \Pr^s(\text{Success}|k+PU) \right] \end{aligned} \quad (2)$$

where $k+1$ is the number of active SUs in a certain time slot, i.e., k active SUs plus the j^{th} user, $\Pr^s(\text{Success}|k)$ is the probability of decoding the j^{th} SU packet successfully given that k out of $M_s - 1$ SUs are accessing the medium simultaneously with the j^{th} SU while the PU is idle, and $\Pr^s(\text{Success}|k+PU)$ is the probability of successful packet decoding of the j^{th} SU when k SUs and the PU are accessing the channel at the same time.

Next, we characterize the different probabilities in equation (2). The probability of the primary queue being empty is given by

$$\Pr(Q_p = 0) = 1 - \Pr(Q_p \neq 0) = 1 - \frac{\lambda_p}{\mu_p}, \quad (3)$$

where

$$\mu_p = \sum_{k=0}^{M_s} \binom{M_s}{k} a_2^k (1-a_2)^{M_s-k} \Pr^p(\text{Success}|k). \quad (4)$$

A successful transmission for the PU occurs if the transmission rate used by the primary transmitter is less than or equal to the channel instantaneous capacity in a certain time slot, which occurs with probability $\Pr^p(\text{Success}|k)$ when only k SUs are active. Next, we derive the SU success transmission probability, $\Pr^s(\text{Success}|k)$, and the PU success transmission probability, $\Pr^p(\text{Success}|k)$. However, the complete derivation is given in the Appendix.

$$\Pr^s(\text{Success}|k+PU) = \Pr\{\tilde{r}_s \leq \log_2(1 + \text{SINR})\}$$

where SINR is the signal-to-interference-and-noise ratio. Due to symmetry, the probability of a successful packet reception of the j^{th} SU under interference of a set \mathcal{K} of SUs depends on the number of SUs only. Assume that the active set is denoted by $\mathcal{A} \subseteq \{1, 2, \dots, M_s\}$ with cardinality $0 \leq |\mathcal{A}| \leq M_s$. Let $r_s = 2^{\tilde{r}_s} - 1$. Hence, the probability of a successfully decoding a packet at the i^{th} SU's destination in case that the PU is active can be expressed as:

$$\Pr^s(\text{Success}|\mathcal{K}+PU) = \Pr\left\{r_s < \frac{\gamma_2 h_{i,\text{sd}_i}}{\mathcal{N}_o + \gamma_p h_{p,\text{sd}_i} + \sum_{\substack{\theta \in \mathcal{A} \\ \theta \neq i}} \gamma_2 h_{\theta,\text{sd}_i}}\right\} \quad (5)$$

For simplicity, we define $h_{\theta,\text{sd}_i} = g_\theta$, $h_{i,\text{sd}_i} = g_i$, and $h_{p,\text{sd}_i} = g_p$. The probability in (5) can be rewritten as:

$$\Pr^s(\text{Success}|\mathcal{K}+PU) = \Pr\left\{r_s < \frac{\gamma_2 g_i}{\mathcal{N}_o + \gamma_p g_p + \sum_{\substack{\theta \in \mathcal{A} \\ \theta \neq i}} \gamma_2 g_\theta}\right\} \quad (6)$$

If the PU is idle, we have

$$\Pr^s(\text{Success}|\mathcal{K}) = \Pr\left\{r_s < \frac{\gamma_1 g_i}{\mathcal{N}_o + \sum_{\substack{\theta \in \mathcal{A} \\ \theta \neq i}} \gamma_1 g_\theta}\right\} \quad (7)$$

Similarly, the correct packet reception of the PU is given by

$$\Pr^p(\text{Success}|\mathcal{K}) = \Pr\left\{r_p < \frac{\gamma_p g_p}{\mathcal{N}_o + \sum_{\theta \in \mathcal{A}} \gamma_2 g_\theta}\right\} \quad (8)$$

After the mathematical derivation given in the Appendix, the above probabilities are characterized as:

$$\Pr^s(\text{Success}|\mathcal{K}+PU) = e^{-\delta_{ss} \frac{r_s \mathcal{N}_o}{\gamma_2}} \left(\frac{1}{1 + \frac{\delta_{ss} r_s \gamma_p}{\gamma_2 \delta_{ps}}} \right) \prod_{\theta \in \mathcal{A}} \left(\frac{1}{1+r_s} \right) \quad (9)$$

where $e^{-\delta_{ss} \frac{r_s \mathcal{N}_o}{\gamma_2}}$ represents the probability of a successful secondary decoding when one SU is solely accessing the channel while PU is active. Since $1/(r_s + 1)$ is independent of k , the probability in (9) is rewritten as

$$\Pr^s(\text{Success}|\mathcal{K} + \text{PU}) = e^{-\delta_{ss} \frac{r_s \mathcal{N}_o}{\gamma_2}} \left(\frac{1}{1 + \frac{\delta_{ss} r_s \gamma_p}{\gamma_2 \delta_{ps}}} \right) \left(\frac{1}{1 + r_s} \right)^{\mathcal{K}-1} \quad (10)$$

Similarly,

$$\Pr^s(\text{Success}|\mathcal{K}) = e^{-\delta_{ss} \frac{r_s \mathcal{N}_o}{\gamma_1}} \prod_{\substack{k=1 \\ k \neq i}}^{\mathcal{K}} \left(\frac{1}{1 + r_s} \right) \quad (11)$$

Hence,

$$\Pr^s(\text{Success}|\mathcal{K}) = e^{-\delta_{ss} \frac{r_s \mathcal{N}_o}{\gamma_1}} \left(\frac{1}{1 + r_s} \right)^{\mathcal{K}-1} \quad (12)$$

In a similar fashion, the successful probability of a primary transmission when \mathcal{K} SUs are active is given by

$$\Pr^p(\text{Success}|\mathcal{K}) = e^{-\delta_{pp} \frac{r_p \mathcal{N}_o}{\gamma_p}} \prod_{k=1}^{\mathcal{K}} \left(\frac{1}{1 + \frac{\delta_{pp} r_p \gamma_2}{\delta_{sp} \gamma_p}} \right) \quad (13)$$

Hence,

$$\Pr^p(\text{Success}|\mathcal{K}) = e^{-\delta_{pp} \frac{r_p \mathcal{N}_o}{\gamma_p}} \left(\frac{1}{1 + \frac{\delta_{pp} r_p \gamma_2}{\delta_{sp} \gamma_p}} \right)^{\mathcal{K}} \quad (14)$$

where $e^{-\delta_{pp} \frac{r_p \mathcal{N}_o}{\gamma_p}}$ represents the probability of primary packet decoding when PU solely accessing the channel. Now, we can write the expression of the throughput of the i^{th} SU by substituting from equation (4) into (3) then, substitute from equation (3), (9), (11), and (13) into (2) to get (15) at the top of the following page.

IV. OPTIMIZATION PROBLEM

In this section, we present the optimization problem adopted in this paper. The SUs aim at maximizing their throughput given in (15) under stability constraint on the primary queue and average energy constraints on both the PU and the SU. The optimization problem is stated as follows.

$$\begin{aligned} & \underset{a_1, a_2, \gamma_1, \gamma_2}{\text{maximize}} && \mu_s \\ & \text{subject to} && \lambda_p \leq \mu_p \\ & && E_p \leq E_{\text{th},p}. \\ & && E_s \leq E_{\text{th},s}. \end{aligned} \quad (16)$$

where E_s and E_p are the secondary and the primary average transmit energy, respectively, $E_{\text{th},s}$ and $E_{\text{th},p}$ are the maximum allowable average transmit energy for the secondary and the primary terminals, respectively. The average transmit energy of the SU is given by

$$E_s = \left[a_1 \gamma_1 \left(1 - \frac{\lambda_p}{\mu_p} \right) + a_2 \gamma_2 \frac{\lambda_p}{\mu_p} \right] (T - \tau) \quad (17)$$

The expression is explained as follows. If the PU is inactive, which occurs with probability $(1 - \frac{\lambda_p}{\mu_p})$, each SU transmits

with $\gamma_1(T - \tau)$ energy units with probability a_1 , while if the PU is active, each SU transmits with $\gamma_2(T - \tau)$ energy units with probability a_2 .

Similarly, the average transmit energy of the PU is given by

$$E_p = \gamma_p T \frac{\lambda_p}{\mu_p} \quad (18)$$

It should be pointed out here that the energy constraint on the PU is important to manage the average interference caused by the SUs on the PU. Specifically, if the average probability of successful decoding of the primary packets is decreased due to concurrent transmissions with the SUs, the probability of the primary queue to be non-empty will increase which, in turn, increases the average transmit primary energy. Based on that, having such constraint will always guarantee managing the access probabilities of the SUs such that the average transmit energy of the PU remains bounded.

The optimization problem (16) is solved numerically using MatLab [14], [20]. Since the optimization problem generally nonconvex due to nonconvexity of the secondary mean service rate, μ_s , solver produces a local optimum solution. To enhance the quality and reliability of the solution and increase the likelihood of obtaining the global optimum, the optimization problem is solved many times, e.g., 1000 times, with different initializations of the decision variables. We note that since the access probabilities and power levels are obtained for a given average parameters of channels and arrival rates, as far as the average parameters are not changed, the difficulty of obtaining the optimization parameters are not high. More specifically, once we solve the problem for given parameters, the system can work for a long time using the obtained optimal parameters. More investigation of the optimization problem is part of our ongoing research. When the optimization problem is solved, the optimal access probabilities and the power levels are then announced to all SUs.

V. NUMERICAL RESULTS

In this section, we present the results of our proposed scheme compared with other scheme that is commonly used in the literature. We highlight our significant enhancement due to increasing the degrees of freedom of the optimized system. Table I represents the numerical values of the system's parameters.

In order to show the gain of our proposed scheme, in Fig. 2, we plot the maximum secondary throughput for different numbers of the SUs. It is shown that as M_s , the total number or SUs, increases the maximum secondary throughput for each SU shrinks. This can also be conducted from equation (15), since the fraction of the access probabilities a_1 and a_2 are inversely proportional to M_s . Moreover, the transmission power levels, γ_1 and γ_2 , assigned to SUs accessing the medium in a certain time slot are decreased in order to maintain an acceptable interference to the PU.

In Fig. 3, we illustrate the benefit we gain by increasing the system degrees of freedom by adding two additional

$$\mu_s = \sum_{\mathcal{K}=0}^{M_S-1} \binom{M_S}{\mathcal{K}} a_1^{\mathcal{K}} (1-a_1)^{(M_S-\mathcal{K})} e^{-\delta_{ss} \frac{r_s \mathcal{N}_o}{\gamma_1}} \left(\frac{1}{1+r_s} \right)^{\mathcal{K}-1} - \frac{\lambda_p \sum_{\mathcal{K}=0}^{M_S-1} \binom{M_S}{\mathcal{K}} a_1^{\mathcal{K}} (1-a_1)^{(M_S-\mathcal{K})} e^{-\delta_{ss} \frac{r_s \mathcal{N}_o}{\gamma_1}} \left(\frac{1}{1+r_s} \right)^{\mathcal{K}-1}}{\sum_{\mathcal{K}=0}^{M_S} \binom{M_S}{\mathcal{K}} a_2^{\mathcal{K}} (1-a_2)^{(M_S-\mathcal{K})} e^{-\delta_{pp} \frac{r_p \mathcal{N}_o}{\gamma_p}} \left(\frac{1}{1+\frac{\delta_{pp} r_p \gamma_2}{\delta_{sp} \gamma_p}} \right)^{\mathcal{K}}}$$

$$+ \frac{\lambda_p \sum_{\mathcal{K}=0}^{M_S-1} \binom{M_S}{\mathcal{K}} a_2^{\mathcal{K}} (1-a_2)^{(M_S-\mathcal{K})} e^{-\delta_{ss} \frac{r_s \mathcal{N}_o}{\gamma_2}} \left(\frac{1}{1+\frac{\delta_{ss} r_s \gamma_p}{\delta_{ps} \gamma_2}} \right) \left(\frac{1}{1+r_s} \right)^{\mathcal{K}-1}}{\sum_{\mathcal{K}=0}^{M_S} \binom{M_S}{\mathcal{K}} a_2^{\mathcal{K}} (1-a_2)^{(M_S-\mathcal{K})} e^{-\delta_{pp} \frac{r_p \mathcal{N}_o}{\gamma_p}} \left(\frac{1}{1+\frac{\delta_{pp} r_p \gamma_2}{\delta_{sp} \gamma_p}} \right)^{\mathcal{K}}}$$

(15)

$T = 10^{-3}$ sec	$\tau = 0.1T$ sec	$b = 10000$ bits	$W = 10$ MHz	$\mathcal{N}_o = 10^{-11}$ Watts/Hz
$\delta_{ss} = 2$	$\delta_{pp} = 1$	$\delta_{ps} = 2$	$\delta_{sp} = 3$	
$E_{th,s} = 5 \times 10^{-5}$ joules	$E_{th,p} = 10^{-3}$ joules	$\gamma_1 = 2 \times 10^{-10}$ Watts/Hz	$\gamma_2 = 1 \times 10^{-10}$ Watts/Hz	

TABLE I
PARAMETERS' NUMERICAL VALUES.

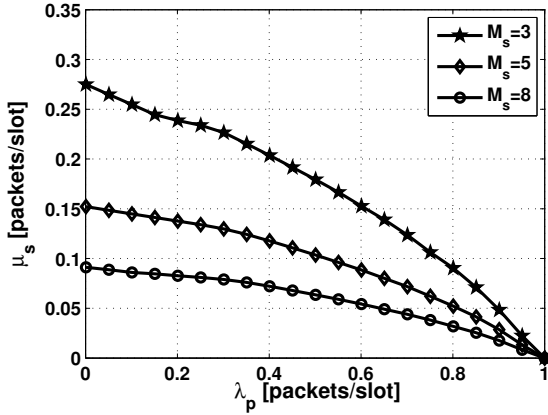


Fig. 2. Maximum secondary throughput for Different M_s .

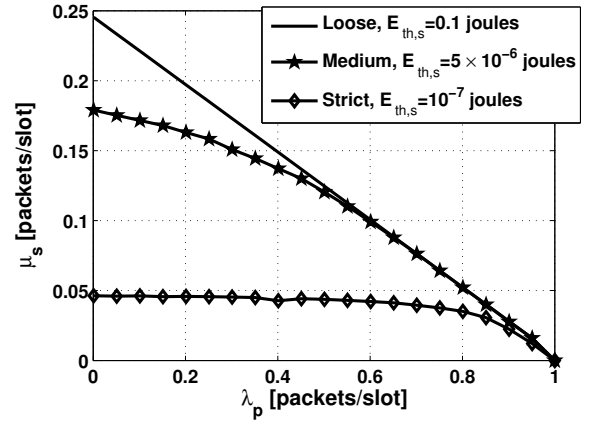


Fig. 4. Maximum secondary throughput for different SU energy constraints.

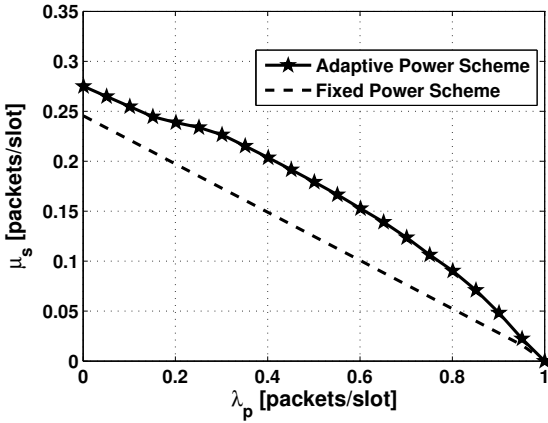


Fig. 3. Maximum secondary throughput for fixed and adaptive powers

optimization variables, γ_1 and γ_2 , rather than using a fixed power scheme (fixed power levels values are shown in table I). Fig. 3 shows that, when we optimize over the transmission power levels we can increase the system throughput for certain PU load. The problem with the fixed power scheme is that, a SU may waste its opportunity to increase its transmission power when the PU can tolerate more interference due to existence of a small number of active SUs. On the other hand, if the fixed power levels were high and greedy to gain as much throughput as possible, SUs in this case will suffer higher outage probability causing a great loss to the transmitted packets, and hence, the advantage of our proposed scheme clearly appears.

Fig. 4, shows the effect of the SU average energy constraint, $E_{th,s}$, for three cases $E_{th,s} = 0.1$ joules, $E_{th,s} = 5 \times 10^{-6}$ joules and $E_{th,s} = 10^{-7}$ joules, to represent the loose, medium and strict constraints, respectively. It is clear that as the constraint becomes more strict, it reduces the maximum secondary throughput significantly. Adding an average energy

constraint on the SU reduces the feasible set, of the four variables a_1 , a_2 , γ_1 and γ_2 , over which the optimization is done. Therefore, decreasing $E_{\text{th},s}$ (i.e., making the energy constraint more strict) causes a significant reduction in terms of the SU throughput.

VI. CONCLUSION

In this paper, we have investigated a cognitive network scenario with multiple SUs trying to randomly access one frequency channel. One of the main issues behind this work is addressing the energy efficiency of a cognitive setting. We have maximized the secondary throughput by using an adaptive power scheme while maintaining the average energy per user under certain threshold. As a fundamental point in the cognitive networks, guaranteeing the PU stability is also considered in the proposed scheme.

One possible extension of this work is to consider that the secondary transmitters aid the PU to deliver its packets through relaying. The possibility of having space-time coding at the SUs while relaying the primary packet can be also utilized.

APPENDIX

Here, we give the details of the derivations of the probability of success, $\Pr^s(\text{Success}|k)$, $\Pr^s(\text{Success}|k + \text{PU})$ and $\Pr^p(\text{Success}|k)$, used in equations (2) and (4). Assume that the active set is denoted by $\mathcal{A} \subseteq \{1, 2, \dots, M_s\}$ with cardinality $0 \leq \mathcal{K} \leq M_s$. The i^{th} SU successful transmission probability when the PU is active is given by

$$\Pr^s(\text{Success}|\mathcal{K}+\text{PU}) = \Pr \left\{ r_s < \frac{\gamma_2 g_i}{\mathcal{N}_o + \gamma_p g_p + \sum_{\substack{\theta \in \mathcal{A} \\ \theta \neq i}} \gamma_2 g_\theta} \right\} \quad (19)$$

$$\Pr^s(\text{Success}|\mathcal{K}+\text{PU}) = \Pr \left\{ r_s < \frac{\gamma_2 g_i}{\mathcal{N}_o + \gamma_p g_p + \sum_{\substack{\theta \in \mathcal{A} \\ \theta \neq i}} \gamma_2 g_\theta} \right\} \quad (20)$$

$$= \Pr \left\{ g_i > \frac{r_s}{\gamma_2} \left(\mathcal{N}_o + \gamma_p g_p + \gamma_2 \sum_{\substack{\theta \in \mathcal{A} \\ \theta \neq i}} g_\theta \right) \right\} \quad (21)$$

$$\begin{aligned} &= \int_{x_o=0}^{\infty} \int_{x_1=0}^{\infty} \dots \int_{x_{M_s}=0}^{\infty} \int_{x_p=0}^{\infty} e^{-\delta_{ss} \left(\frac{r_s \mathcal{N}_o}{\gamma_2} + \frac{r_s \gamma_p x_p}{\gamma_2} + r_s (x_0 + \dots + x_{\mathcal{K}-1}) \right)} \\ &\quad \prod_{k=1}^{\mathcal{K}-1} (\delta_{ss} e^{-\delta_{ss} x_k}) (\delta_{ps} e^{-\delta_{ps} x_p}) dx_0 dx_1 \dots dx_{\mathcal{K}} dx_p \end{aligned} \quad (22)$$

where $e^{(\cdot)}$ is the exponential function. Since the channel gains are i.i.d exponentially distributed random variables, which is the case when channels are Rayleigh fading, the above integration can be easily evaluated. After some mathematical manipulations, we get

$$\Pr^s(\text{Success}|\mathcal{K}+\text{PU}) = e^{-\delta_{ss} \frac{r_s \mathcal{N}_o}{\gamma_2}} \left(\frac{1}{1 + \frac{\delta_{ss} r_s \gamma_p}{\gamma_2 \delta_{ps}}} \right) \prod_{\substack{k=1 \\ k \neq i}}^{\mathcal{K}-1} \left(\frac{1}{1 + r_s} \right) \quad (23)$$

In a similar fashion, we can characterize the other successful transmission probabilities.

REFERENCES

- [1] J. Mitola III and G. Maguire Jr, "Cognitive radio: making software radios more personal," *Personal Communications, IEEE*, vol. 6, no. 4, pp. 13–18, 1999.
- [2] S. Haykin *et al.*, "Cognitive radio: brain-empowered wireless communications," *IEEE journal on selected areas in communications*, vol. 23, no. 2, pp. 201–220, 2005.
- [3] I. Akyildiz, W. Lee, M. Vuran, and S. Mohanty, "Next generation/dynamic spectrum access/cognitive radio wireless networks: a survey," *Computer Networks*, vol. 50, no. 13, pp. 2127–2159, 2006.
- [4] A. Goldsmith, S. A. Jafar, I. Maric, and S. Srinivasa, "Breaking spectrum gridlock with cognitive radios: An information theoretic perspective," *Proceedings of the IEEE*, vol. 97, no. 5, pp. 894–914, 2009.
- [5] W. Luo and A. Ephremides, "Stability of N interacting queues in random-access systems," *IEEE Transactions on Information Theory*, vol. 45, no. 5, pp. 1579–1587, Jul. 1999.
- [6] R. Rao and A. Ephremides, "On the stability of interacting queues in a multiple-access system," *IEEE Transactions on Information Theory*, vol. 34, no. 5, pp. 918–930, Sep. 1988.
- [7] J. Luo and A. Ephremides, "On the throughput, capacity, and stability regions of random multiple access," *IEEE Transactions on Information Theory*, vol. 52, no. 6, pp. 2593–2607, 2006.
- [8] A. Sadek, K. Liu, and A. Ephremides, "Cognitive multiple access via cooperation: protocol design and performance analysis," *IEEE Transactions on Information Theory*, vol. 53, no. 10, pp. 3677–3696, Oct. 2007.
- [9] A. El-Sherif, A. Sadek, and K. Liu, "Opportunistic multiple access for cognitive radio networks," *IEEE Journal on Selected Areas in Communications*, vol. 29, no. 4, pp. 704–715, 2011.
- [10] A. El Shafie and A. Sultan-Salem, "Stability analysis of an ordered cognitive multiple-access protocol," *IEEE Transactions on Vehicular Technology*, vol. 62, no. 6, pp. 2678–2689, 2013.
- [11] S. Ghez, S. Verdu, and S. Schwartz, "Stability properties of slotted aloha with multipacket reception capability," *IEEE Transactions on Automatic Control*, vol. 33, no. 7, pp. 640–649, 1988.
- [12] V. Naware, G. Mergen, and L. Tong, "Stability and delay of finite-user slotted ALOHA with multipacket reception," *IEEE Transactions on Information Theory*, vol. 51, no. 7, pp. 2636–2656, July 2005.
- [13] S. Kompella, G. Nguyen, J. Wieselthier, and A. Ephremides, "Stable throughput tradeoffs in cognitive shared channels with cooperative relaying," in *Proceedings IEEE INFOCOM*, Apr. 2011, pp. 1961–1969.
- [14] A. El Shafie and A. Sultan, "Optimal random access and random spectrum sensing for an energy harvesting cognitive radio," in *IEEE 8th International Conference on Wireless and Mobile Computing, Networking and Communications (WiMob)*, 2012, pp. 403–410.
- [15] A. El Shafie and A. Sultan, "Optimal random access for a cognitive radio terminal with energy harvesting capability," *IEEE Communications Letters*, vol. 17, no. 6, pp. 1128–1131, 2013.
- [16] D. Grace, J. Chen, T. Jiang, and P. D. Mitchell, "Using cognitive radio to deliver greencommunications," in *IEEE International Conference on Cognitive Radio Oriented Wireless Networks and Communications*, 2009, pp. 1–6.
- [17] D. Feng, C. Jiang, G. Lim, L. Cimini Jr, G. Feng, and G. Li, "A survey of energy-efficient wireless communications," *IEEE Communications Surveys Tutorials*, 2012.
- [18] G. Lim and L. Cimini Jr, "Energy-efficient cooperative relaying in heterogeneous radio access networks," *IEEE Wireless Communications Letters*, 2012.
- [19] E. Hossain, V. K. Bhargava, and G. P. Fettweis, *Green radio communication networks*. Cambridge University Press, 2012.
- [20] M. Grant, S. Boyd, and Y. Ye, "Cvx: Matlab software for disciplined convex programming," 2008.