

Disentangling the soft and hard components of the pp collisions using the sphero(i)city approach

E. Cuautle Flores, R. T. Jimenez Bustamante, I. A. Maldonado Cervantes,
 A. Ortiz Velasquez, G. Paić and E. Pérez Lezama
Instituto de Ciencias Nucleares, Universidad Nacional Autónoma de México
Apartado Postal 70-543, México Distrito Federal 04510, México.
 (Dated: April 10, 2014)

A new method to extract information from the pp data is proposed. The approach is based on the use of the event structure variables: sphericity and sphericity, to split the data into enhanced soft and hard processes samples corresponding to events with large and low numbers of multi-parton interactions, respectively. The present study was developed in the framework of Pythia 8.180 for inelastic pp collisions at $\sqrt{s} = 7$ TeV. As an application of the method, a study of the identified particle transverse momentum spectra and their ratios; is presented for soft (isotropic) and hard (jetty-like) events. The flow-like effect on these observables due to multi-parton interactions and color reconnection is relevant for soft events suggesting that partons inside the jet do not feel color reconnection and its flow-like consequences.

Due to the composite nature of hadrons, it is possible to have events in which two or more distinct hard parton-parton interactions occur simultaneously in a single hadron-hadron collision. The phenomenon, named multi-parton interactions (MPI) [1], has been supported by data [2–4] and is a key ingredient in the Monte Carlo event generators [5]. Its parameters are typically tuned using global observables like multiplicity, transverse momentum (p_T) and their correlations. However, this approach leaves out many of the details of the pp interactions making hard to describe observables like the jet production rate as a function of the event multiplicity [6–8], the strange particle production [9–11] and the approximately linear increase of the J/ψ yield with the event multiplicity [12]. New observables are needed to understand which component of the hadronic interactions, hard (pQCD) and/or soft (phenomenological models), is worst described by theory causing the overall disagreements.

In this letter observables which usually are not considered in the analysis of minimum bias data are shown to bring a new insight into the fine structure of the events. In an earlier letter [13] it was demonstrated that the color reconnection (CR) mechanism implemented in Pythia 8.180 [14] creates flow-like patterns in pp collisions which increases with the number of MPI (nMPI). The average nMPI rises almost proportionally with the event multiplicity, but high multiplicity events are affected by a fragmentation bias [15]. The present work goes a step further demonstrating the possibility to separate special low and high nMPI events to isolate the behavior of particles inside jets and those pertaining to the bulk (soft processes) - the low and high spheri(o)city, respectively. A similar treatment may be applied to heavy ion collisions where the enhancement of the baryon-to-meson ratio with respect to pp collisions is not fully understood [16].

At hadron colliders, the event shape variables measure the geometrical distribution of the p_T 's of the outgoing hadrons. The restriction to the transverse plane avoids the bias from the boost along the beam axis [17]. The

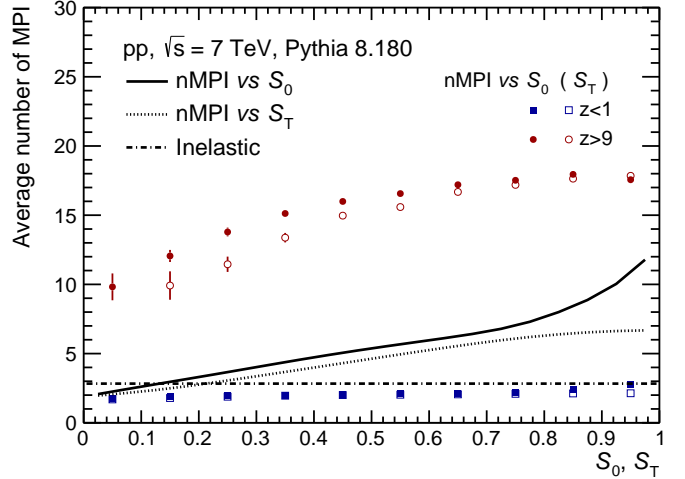


FIG. 1. (Color online) Correlation between the number of multi-partonic interactions, nMPI, and sphero(i)city. The solid and dotted lines indicate the the average nMPI as a function of spherocity and sphericity, respectively. The horizontal line shows the value for inelastic pp collisions. Also results for low and high multiplicity, z , are shown.

variables transverse sphericity (S_T) and sphericity (S_0) are used in this work, by definition both are collinear safe. S_T is defined in terms of the eigen-values λ_1, λ_2 ($\lambda_1 > \lambda_2$):

$$S_T = \frac{2\lambda_2}{\lambda_2 + \lambda_1}, \quad (1)$$

resulting from the diagonalization of the transverse momentum matrix:

$$\mathbf{S}_{xy} = \frac{1}{\sum_j p_{Tj}} \sum_i \frac{1}{p_{Ti}} \begin{pmatrix} p_{xi}^2 & p_{xi} p_{yi} \\ p_{yi} p_{xi} & p_{yi}^2 \end{pmatrix}.$$

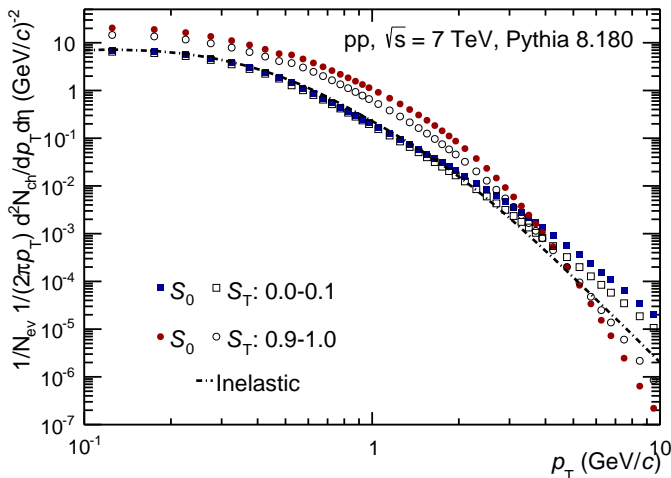


FIG. 2. (Color online) Transverse momentum distributions of jetty-like and soft events selected either with sphericity (empty markers) or sphericity (full markers). A comparison with the inclusive distribution (line) is also shown. Distributions were calculated for primary charged particles in $|\eta| < 1$.

Transverse sphericity is defined for a unit transverse vector $\hat{\mathbf{n}}$ which minimizes the ratio below:

$$S_0 = \frac{\pi^2}{4} \left(\frac{\sum_i \vec{p}_{T_i} \times \hat{\mathbf{n}}}{\sum_i p_{T_i}} \right)^2. \quad (2)$$

By construction, the limits of the variables are related to specific configurations in the transverse plane

$$S_T(S_0) = \begin{cases} 0 & \text{“pencil-like” limit (hard events)} \\ 1 & \text{“isotropic” limit (soft events)} \end{cases}.$$

The event shape variables were studied for inelastic pp collisions generated with Pythia 8.180 tune 4C [18], about 2.5×10^9 events were produced for each set of simulations. More than two primary charged particles having p_T above 500 MeV/c in $|\eta| < 0.8$ were requested for each event to ensure that experiments at the LHC be able to perform this kind of analysis. Only $\approx 49\%$ of the events satisfy these requirements. The jetty-like events discussed here are those having S_0 (S_T) below 0.1 and represent 3.51% (1.84%) of the inelastic cross section, while the soft ones have event shape values above 0.9 and correspond to 0.06% (1.72%) of the inelastic cross section.

The correlation between event shapes and quantities at the partonic stage was studied. Figure 1 shows several curves corresponding to the average nMPI as a function of S_T and S_0 . Results are shown for the entire sample (inclusive) and for two extreme values of multiplicity given in terms of the variable $z = (dN/d\eta)/(dN/d\eta)$. The main features of the correlation plots are the following: i) nMPI increases proportionally with the value of S_0 or S_T . For the inclusive sample, S_0 nMPI increases sharply

at high S_0 values. ii) The dependence for high z saturates around 17 in the high S_0 and S_T ranges. iii) The distributions for S_T and S_0 at high z are more similar than for the inclusive ones.

Sphericity is more effective in discriminating multi-jet topologies than sphericity [17]. The effect of this feature can be seen in Fig. 2 where the transverse momentum distributions of primary charged particles are shown for soft and jetty-like events selected either with S_0 or S_T . The production of low p_T particles ($p_T < 3$ GeV/c) for soft events is significantly larger than in the inclusive sample, while, the production of particle with larger p_T is reduced. For jetty-like events, the particle production for $p_T < 2$ GeV/c is similar to that of the inclusive sample, for larger p_T the power law tail is more prominent than that observed in inelastic events. Finally, for soft events a small power law tail is visible; stronger for S_T than for S_0 in line with the existence of multijet events at large S_T .

In the following, only results using sphericity are presented since with this observable the largest nMPIs events can be selected. The top panel of Fig. 3 shows the invariant yields, dN/dy , of primary $\pi^+ + \pi^-$, $K^+ + K^-$, $p + \bar{p}$, ϕ -meson and Λ -baryon for low and high S_0 events computed for $|y| < 0.5$. Results for two sets of simulations are shown, the first one including color reconnection using the value for the reconnection range, $RR=1.5$, as in tune 4C. The second simulation uses $RR=0$ (without CR). This comparison is motivated by the fact that CR produces flow-like effects which are augmented in events with high nMPI. Color reconnection makes the spectra harder in a p_T region around 2 GeV/c, the hardening increases with the hadron mass. This effect is not observed neither in high S_0 events when $RR=0$ nor in jetty-like events (with and without CR). Soft events are more affected by CR than jetty-like ones due to the different average nMPI. To quantify the effects on both subsamples the yields obtained with CR are normalized to those where $RR=0$, the ratios are plotted in the bottom panel of Fig. 3. The ratios for $\pi/K/p$ are close to one (within 10%) for jetty like events, while, for high S_0 events they are significantly higher. Indeed, this ratio shows up a maximum which is reached at higher p_T when RR is not zero. It is worth to note that the mass effect is small for jetty-like events, *e.g.*, the functional forms of the ratios as a function of p_T for pions and protons are almost equal, but for high S_0 events this is not the case.

Figure 4 shows the particle ratios, *i.e.*, the yields, dN/dy , of $K^+ + K^-$, $p + \bar{p}$, ϕ -meson normalized to that for pions. The results are presented for jetty-like and soft events, the simulations included CR. For p_T below 2 GeV/c the ratios exhibit a depletion going from low to high S_0 , for larger p_T the ratios are higher in high S_0 events. For p_T above 5-6 GeV/c the proton-to-pion ratio in high S_0 events returns to the value obtained for low S_0 . The other two ratios which involve strange hadrons deviate from each other when the transverse momentum exceeds 2 GeV/c. These results are compared to those

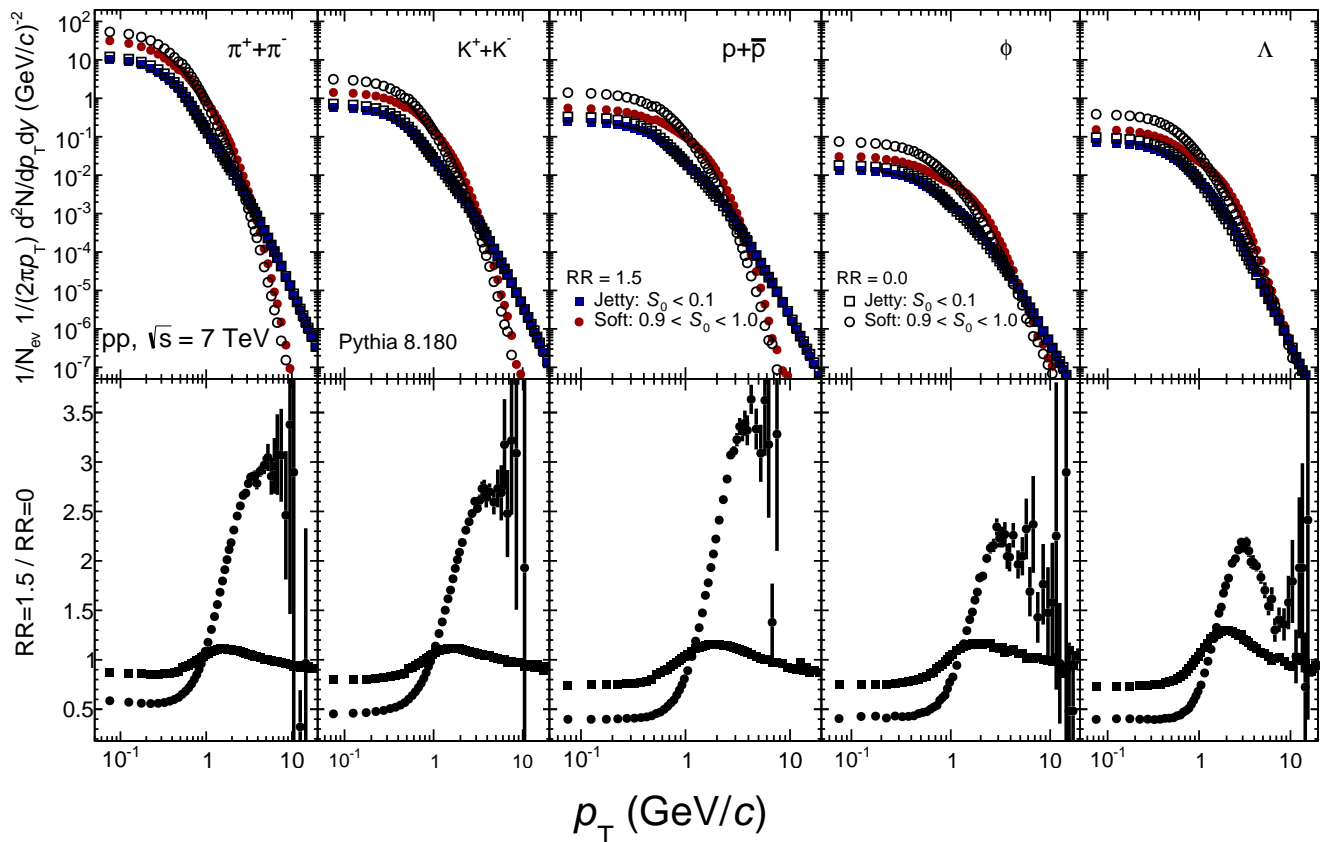


FIG. 3. (Color online) Transverse momentum spectra of π^\pm , K^\pm , $p(\bar{p})$, ϕ and Λ obtained for pp collisions at $\sqrt{s} = 7$ TeV simulated with Pythia 8.180 tune 4C are shown in the top panel. Results for jetty-like (squares) and soft (circles) events are compared. To illustrate the flow-like effect on the spectra [13], two event classes simulated with (full markers) and without (empty markers) color reconnection are presented. Spectra were measured for primary charged particles in $|y| < 0.5$. The ratio with to without color reconnection is shown in the bottom panel.

where the inelastic pp interactions have a partonic transverse momentum, \hat{p}_T , of 6 or 30 GeV/c, being this the most energetic pQCD process. The sample with 6 GeV/c jets is in a qualitatively good agreement with results for spherical events, this is due to the fact that the particles inside jets with $\hat{p}_T = 6$ GeV/c result in jet of very small energy likely to be in the realm of soft processes. As the energy of the jet increases the corresponding particle ratios decrease. This feature is also seen when the results for soft events are compared to those for the hard ones using the sphericity approach. In Table I the p_T integrated particle ratios are reported in sphericity intervals. Within $\approx 10\%$ they are found to be the same in the soft and hard interactions. This suggests that the important differences in the ratios as a function of p_T between jetty and soft events (see Fig.4) are due to a deformation of the respective spectra and not due to a genuine change in the yields.

In summary, we have demonstrated the possibilities of the event structure analysis to separate events with very different amount of MPI and hardness. Low number of

MPI will refer to enhanced hard processes samples and will be distinguished by an event structure which will be pencil-like, while the other extreme represented by S_T or S_0 close to one will represent soft events where the maximum number of MPI is reached. We have shown that

TABLE I. Particle yields, dN/dy , of kaons, protons, and phi normalized to that of pions as a function of sphericity. The number in parenthesis is the statistical error in the last digit.

S_0 interval	$\frac{K^+ + K^-}{\pi^+ + \pi^-}$	$\frac{p + \bar{p}}{\pi^+ + \pi^-}$	$\frac{2 \times \phi}{\pi^+ + \pi^-}$
0.0-0.1	0.11267 (2)	0.07038 (1)	0.01035 (1)
0.1-0.2	0.11064 (1)	0.06836 (1)	0.00956 (1)
0.2-0.3	0.10967 (1)	0.06708 (1)	0.00930 (1)
0.3-0.4	0.10938 (1)	0.06628 (1)	0.00918 (0)
0.4-0.5	0.10938 (1)	0.06570 (1)	0.00913 (0)
0.5-0.6	0.10945 (1)	0.06528 (1)	0.00910 (0)
0.6-0.7	0.10962 (1)	0.06495 (1)	0.00908 (0)
0.7-0.8	0.10993 (1)	0.06472 (1)	0.00908 (1)
0.8-0.9	0.11043 (1)	0.06447 (1)	0.00907 (1)
0.9-1.0	0.11114 (6)	0.06408 (4)	0.00907 (3)

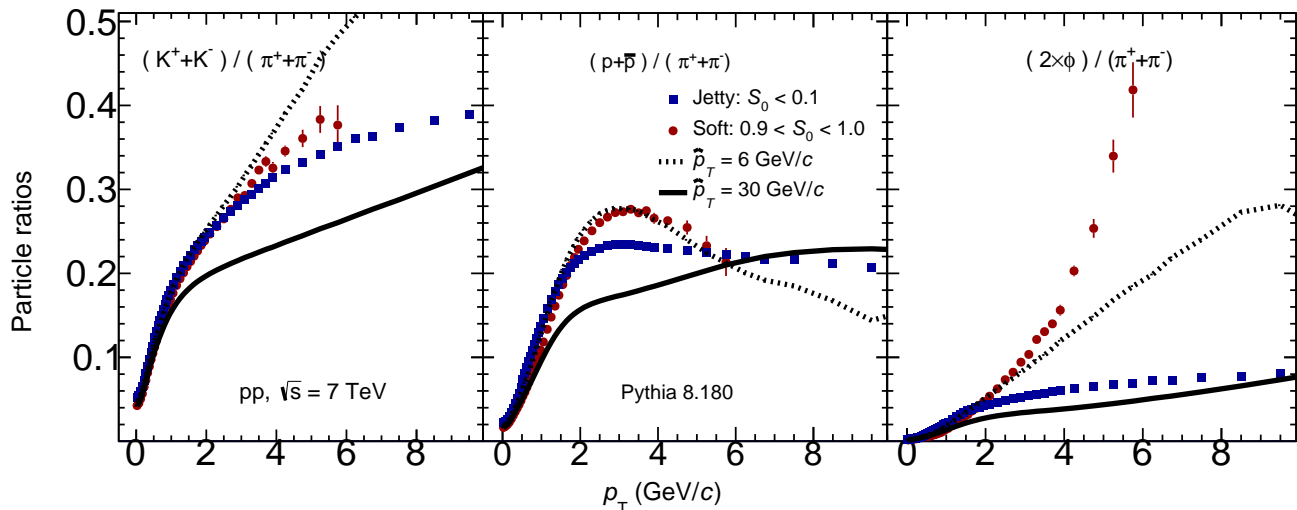


FIG. 4. (Color online) Particle ratios as a function of p_T for jetty-like (squares) and soft events (circles) obtained in inelastic pp collisions simulated with Pythia 8.180 tune 4C. Results are compared to pp collisions where the partonic transverse momentum of the most energetic interaction, \hat{p}_T , was set to 6 (dotted line) and 30 (solid line) GeV/c.

we can very easily have access to the nMPI by choosing the appropriate interval of S_0 or S_T . It has to be noted that the range between the extremes is not of immediate interest since there we find the average behavior normally used to tune the models. It is clear that disentangling the building blocks of the collision should enhance our understanding and facilitate the theoretical calculations where so far the soft and hard processes are represented but their relative importance is often a free parameter. The method has been applied to the case of particle ratios showing the feasibility and bringing an in-

teresting result, namely the completely different behavior for the hard (low S_0) and soft (high S_0) parts. The results suggest that a similar approach would be of interest in many other analyses where accounting for the jets is sometimes cumbersome: momentum correlations (HBT); radial flow; azimuthal flow; mean p_T vs multiplicity, etc.

The authors acknowledge the very useful discussions with Paolo Bartalini. Support for this work has been received by CONACyT under the grant numbers 103735 and 101597; and PAPIIT-UNAM under the projects: IN105113 and IN108414.

-
- [1] T. Sjöstrand and M. van Zijl, Phys. Rev. D **36**, 2019 (Oct 1987), <http://link.aps.org/doi/10.1103/PhysRevD.36.2019>
- [2] S. Chekanov et al. (ZEUS Collaboration), Nucl.Phys. **B792**, 1 (2008), arXiv:0707.3749 [hep-ex]
- [3] F. Abe et al. (CDF Collaboration), Phys.Rev.Lett. **79**, 584 (1997)
- [4] V. Abazov et al. (D0 Collaboration), Phys.Rev. **D81**, 052012 (2010), arXiv:0912.5104 [hep-ex]
- [5] T. Sjostrand, S. Mrenna, and P. Z. Skands, JHEP **0605**, 026 (2006), arXiv:hep-ph/0603175 [hep-ph]
- [6] B. Abelev et al. (ALICE Collaboration), Eur.Phys.J. **C72**, 2124 (2012), arXiv:1205.3963 [hep-ex]
- [7] S. Chatrchyan et al. (CMS Collaboration), Eur.Phys.J. **C73**, 2674 (2013), arXiv:1310.4554 [hep-ex]
- [8] G. Aad et al. (ATLAS Collaboration), Phys.Rev. **D88**, 032004 (2013), arXiv:1207.6915 [hep-ex]
- [9] B. Abelev et al. (ALICE Collaboration), Eur.Phys.J. **C72**, 2183 (2012), arXiv:1208.5717 [hep-ex]
- [10] B. Abelev et al. (ALICE Collaboration), Phys.Lett. **B712**, 309 (2012), arXiv:1204.0282 [nucl-ex]
- [11] K. Aamodt et al. (ALICE Collaboration), Eur.Phys.J. **C71**, 1594 (2011), arXiv:1012.3257 [hep-ex]
- [12] B. Abelev et al. (ALICE Collaboration), Phys.Lett. **B712**, 165 (2012), arXiv:1202.2816 [hep-ex]
- [13] A. Ortiz, P. Christiansen, E. Cuautle, I. Maldonado, and G. Paic, Phys.Rev.Lett. **111**, 042001 (2013), arXiv:1303.6326 [hep-ph]
- [14] T. Sjostrand, S. Mrenna, and P. Z. Skands, Comput.Phys.Commun. **178**, 852 (2008), arXiv:0710.3820 [hep-ph]
- [15] B. Abelev et al. (ALICE), JHEP **1309**, 049 (2013), arXiv:1307.1249 [nucl-ex]
- [16] B. B. Abelev et al. (ALICE Collaboration)(2014), arXiv:1401.1250 [nucl-ex]
- [17] A. Banfi, G. P. Salam, and G. Zanderighi, JHEP **1006**, 038 (2010), arXiv:1001.4082 [hep-ph]
- [18] R. Corke and T. Sjostrand, JHEP **1103**, 032 (2011), arXiv:1011.1759 [hep-ph]