

Sampling Pólya-Gamma random variates: alternate and approximate techniques

Jesse Windle, Nicholas G. Polson, James G. Scott

May 6, 2014

Abstract

Efficiently sampling from the Pólya-Gamma distribution, $PG(b, z)$, is an essential element of Pólya-Gamma data augmentation. Polson et al. [2013] show how to efficiently sample from the $PG(1, z)$ distribution. We build two new samplers that offer improved performance when sampling from the $PG(b, z)$ distribution and b is not unity.

Contents

1	Introduction	1
2	The Pólya-Gamma distribution	2
3	A $J^*(n, z)$ sampler for $n \in \mathbb{N}$	6
3.1	Sampling from $J^*(1, z)$	7
3.2	Sampling $J^*(n, z)$	9
4	An Alternate $J^*(h, z)$ Sampler	9
4.1	An Alternate $J^*(h)$ sampler	9
4.2	An Alternate $J^*(h, z)$ Sampler	13
4.3	Recapitulation	15
5	An Approximate $J^*(b, z)$ Sampler	15
5.1	The Saddle Point Approximation	15
5.2	Sampling the saddlepoint approximation	16
5.3	Recapitulation	23
6	Comparing the Samplers	24

1 Introduction

Efficiently sampling Pólya-Gamma random variates is an essential element of the eponymously named data augmentation technique [Polson et al., 2013]. The technique

is applicable whenever one encounters a posterior distribution of the form

$$p(\beta|y) \propto p(\beta) \prod_{i=1}^n \frac{(e^{\psi_i})^{a_i}}{(1 + e^{\psi_i})^{b_i}} \quad (1)$$

where $\psi_i = x_i\beta$ and a_i and b_i are some functions of the data y and other parameters. Introducing the auxiliary variables $\omega = (\omega_i)_{i=1}^N$, independently distributed according to

$$(\omega_i|\beta, y) \sim \text{PG}(b_i, \psi_i)$$

where $\text{PG}(b_i, \psi_i)$ is a Pólya-Gamma random variate, yields the joint density $p(\beta, \omega|y) \propto p(\omega|\beta, y)p(\beta|y)$ whose complete conditional $p(\beta|\omega, y)$ is Gaussian. Thus, one may approximate the joint density by iteratively sampling from $p(\beta|\omega, y)$ and $p(\omega|\beta, y) = \prod_{i=1}^N p(\omega_i|\psi_i, y)$. Clearly, the effective sampling rate of this Markov Chain depends upon how quickly one can sample Pólya-Gamma random variates. (The effective sampling rate is the rate at which a Markov Chain can produce approximately independent samples.) Polson et al. [2013] showed how to efficiently sample from the $\text{PG}(1, z)$ distribution. Here we consider alternative techniques for sampling from the Pólya-Gamma distribution which are useful for other portions of its parameter space. We will construct an alternative sampler that is useful for drawing $\text{PG}(b, z)$ when $b \in \mathbb{R}^n$ is greater than unity, though not too large, and an approximate sampler for drawing $\text{PG}(b, z)$ when b is large. (This manuscript is a revised version of a chapter in the first author's dissertation [Windle, 2013].)

2 The Pólya-Gamma distribution

Definition 1 (The Pólya-Gamma Distribution). *Suppose $b > 0$ and $z \geq 0$. The Pólya-Gamma distribution $\text{PG}(b)$ is defined by the density $p_{\text{PG}}(x|b)$ on \mathbb{R}^+ with respect to Lebesgue measure that has the Laplace transform*

$$\cosh^{-b}(\sqrt{t/2}) = \int_0^\infty \exp(-tx) p_{\text{PG}}(x|b) dx.$$

A random variable $X \sim \text{PG}(b, z)$ for $z > 0$ is defined by exponentially tilting the $\text{PG}(b)$ family:

$$p_{\text{PG}}(x|b, z) = \cosh^b(z/2) \exp(-xz^2/2) p_{\text{PG}}(x|b).$$

We need to verify that this is, indeed, a valid Laplace transform. Biane et al. [2001] essentially show this and many other properties in their survey of laws that connect analytic number theory and Brownian excursions. One of the laws surveyed, which we denote by $J^*(b)$, has a Laplace transform given by

$$\mathbb{E}[e^{-tJ^*(b)}] = \cosh^{-b}(\sqrt{2t}).$$

Biane et al. [2001] show that this distribution has a density and derive *one* of its representations. Thus, the existence of $\text{PG}(b) = J^*(b)/4$ is verified and the definition of $\text{PG}(b, z)$ is valid. When devising samplers, we find it convenient to work with the $J^*(b)$ distribution since there is then a trove of prior work to reference directly, instead

of obliquely by a re-scaling. Similar to the definition of $PG(b, z)$, we define $J^*(b, z)$ by exponential tilting:

$$p_{J^*}(x|z, b) = \cosh^b(z) e^{-xz^2/2} p_{J^*}(x|b).$$

Equivalently:

Definition 2. $J^*(b, z)$ is the distribution with Laplace transform

$$\cosh^b(z) \cosh^{-b}(\sqrt{2t + z^2}).$$

Fact 3. The following aspects of the $J^*(b, z)$ distribution are useful.

1. $PG(b, z) = \frac{1}{4} J^*(b, z/2)$.
2. $J^*(b)$ has a density and it may be written as

$$p_{J^*}(x|b) = \frac{2^b}{\Gamma(b)} \sum_{n=0}^{\infty} (-1)^n \frac{\Gamma(n+b)}{\Gamma(n+1)} \frac{(2n+b)}{\sqrt{2\pi x^3}} \exp\left(-\frac{(2n+b)^2}{2x}\right).$$

Thus, the density of $J^*(b, z)$ is

$$p_{J^*}(x|b, z) = \cosh^b(z) e^{-xz^2/2} p_{J^*}(x|b).$$

3. The $J^*(b, z)$ distribution is infinitely divisible. Thus, if $X \sim J^*(nb, z)$ where $b > 0$ and $n \in \mathbb{N}$, and $X_i \stackrel{iid}{\sim} J^*(b, z)$ for $i = 1, \dots, n$, then

$$X \stackrel{\mathcal{D}}{=} \sum_{i=1}^n X_i.$$

4. The moment generating function of $J^*(b, z)$ is

$$M(t; b, z) = \cosh^b(z) \cos^b(\sqrt{2t - z^2})$$

and may be written as an infinite product

$$\prod_{n=0}^{\infty} \left(1 - \frac{t}{d_n}\right)^{-b}, \quad d_n = \frac{\pi^2}{2} \left(n + \frac{1}{2}\right)^2 + \frac{z^2}{2}.$$

5. Hence, $J^*(b, z)$ is an infinite convolution of gammas and can be represented as

$$J^*(b, z) \sim \sum_{n=0}^{\infty} \frac{g_n}{d_n}, \quad g_n \stackrel{iid}{\sim} Ga(b, 1).$$

Proof. Biane et al. [2001] provide justification for items (2), (3), and essentially (5). Justification for items (1) and (4) are in Polson et al. [2013], though we present the arguments here. For item (1), let $X = J^*(b, z/2)$ and $Y = X/4$ transform

$$p_{J^*}(x|b, z/2) dx = \cosh^b(z/2) \exp\left(-\frac{xz^2}{4}\right) p_{J^*}(x|b) dx$$

to

$$\cosh^b(z/2) \exp\left(-y\frac{z^2}{2}\right) p_{J^*}(4y|b) d(4y) = \cosh^b(z/2) \exp(-yz^2/2) p_{PG}(y|b) dy.$$

The last expression is by definition $Y \sim \text{PG}(b, z)$. Regarding (4), recall the Laplace transform of $J^*(b, z)$ (Definition 2) is

$$\varphi(t|b, z) = \cosh^b(z) \cosh^{-b}(\sqrt{2t + z^2}).$$

By the Weierstrass factorization theorem [Pennisi, 1976], $\cosh(\sqrt{2t})$ can be written as

$$\cosh(\sqrt{2t}) = \prod_{n=0}^{\infty} \left(1 + \frac{t}{c_n}\right), \quad c_n = \frac{\pi^2}{2}(n + 1/2)^2.$$

Taking the reciprocal of $\varphi(t|1, z)$ yields

$$\frac{\cosh(\sqrt{2t + z^2})}{\cosh(z)} = \frac{\prod_{n=0}^{\infty} \left(1 + \frac{t+z^2/2}{c_n}\right)}{\prod_{n=0}^{\infty} \left(1 + \frac{z^2/2}{c_n}\right)} = \prod_{i=0}^{\infty} \left(1 + \frac{t}{c_n + z^2/2}\right);$$

thus,

$$\varphi(t|b, z) = \prod_{n=0}^{\infty} \left(1 + \frac{t}{d_n}\right)^{-b}, \quad d_n = \frac{\pi^2}{2}(n + 1/2)^2 + \frac{z^2}{2}.$$

Since $\varphi(-t; b, z) = M(t; b, z)$ we have

$$M(t; b, z) = \prod_{n=0}^{\infty} \left(1 - \frac{t}{d_n}\right)^{-b}$$

and

$$\frac{M(t; b, z)}{\cosh^b(z)} = \cosh^{-b}(\sqrt{-2t + z^2}) = \cos^{-b}(\sqrt{2t - z^2}).$$

Regarding item (5), one may invert the infinite product representation of Laplace transform to show that

$$J^*(b, z) \sim \sum_{n=0}^{\infty} \frac{g_n}{d_n}, \quad g_n \stackrel{iid}{\sim} \text{Ga}(b, 1).$$

□

Below we describe Polson et al. [2013]’s $J^*(1, z)$ sampler, which is motivated by Devroye [2009] and which relies on a reciprocal relationship noticed by Ciesielski and Taylor [1962], who show that in addition to Fact (3.2) one may represent the density of a $J^*(1)$ random variable as

$$\sum_{n=0}^{\infty} (-1)^n \pi \left(n + \frac{1}{2}\right) e^{-(n+1/2)^2 \pi^2 x/2}. \quad (2)$$

By pasting these two densities together, one can construct an extremely efficient sampler. Unfortunately, there is no known general reciprocal relationship that would extend this approach to $J^*(n)$ for general n ; however, Biane et al. [2001] provide an alternate density for the $J^*(2)$ distribution based upon a reciprocal relationship with another random variable.

While there may not be an obvious reciprocal relationship to use, one may find other alternate representations for the density of $J^*(b)$ random variables when b is a positive integer. Exploiting an idea from Kent [1980] for infinite convolutions of exponential random variables, one may invert the moment generating function using partial fractions. Consider the moment generating function of $J^*(h)$:

$$M(t) = \prod_{n=0}^{\infty} \left(1 - \frac{t}{c_n}\right)^{-h}, \quad c_n = \frac{\pi^2}{2}(n + 1/2)^2 \quad (3)$$

This can be expanded by partial fractions so that

$$M(t) = \sum_{n=0}^{\infty} \sum_{m=1}^h \frac{A_{nm}}{(t - c_n)^m}. \quad (4)$$

Inverting this sum term by term we find that one can represent the density as

$$f(x|h) = \sum_{n=0}^{\infty} \sum_{m=1}^h A_{nm} \frac{x^{m-1} e^{-c_i x}}{(m-1)!},$$

and infinite sum of gamma kernels.

To find formulas for the $\{A_{nm}\}_{nm}$ coefficients, consider the Laurent series expansion of $M(t)$ about c_i .

$$M(t) = \sum_{n=0}^{\infty} a_n^{(i)} (t - c_i)^n + \sum_{m=1}^h \frac{b_m^{(i)}}{(t - c_i)^m}. \quad (5)$$

Such an expansion is valid since c_n is an isolated singular point. Since the coefficients at the pole are unique, comparing coefficients in (4) and (5) shows that $A_{im} = b_m^{(i)}$. Further, one may calculate $b_m^{(i)}$ by considering the function

$$\nu_h(t) = (t - c_i)^h M(t)$$

and then computing

$$b_m^{(i)} = \frac{\nu_h^{(h-m)}(c_i)}{(h-m)!}.$$

(See Churchill and Brown [1984].) Writing the MGF in product form, as in (3), we see that

$$\nu_h(t) = (-c_i)^h \prod_{n \neq i} \left(1 - \frac{t}{c_n}\right)^{-h}.$$

Define

$$\psi_h(t) = h \log(-c_i) - h \sum_{n \neq i} \left(1 - \frac{t}{c_n}\right).$$

Then $\nu_h(t) = \exp \psi_h(t)$ and the derivatives of ν can then be expressed as

$$\begin{aligned} \nu_h' &= e^{\psi_h} \psi_h'; \\ \nu_h'' &= e^{\psi_h} (\psi_h')^2 + e^{\psi_h} \psi_h''; \\ \nu_h''' &= e^{\psi_h} (\psi_h')^3 + 3e^{\psi_h} \psi_h' \psi_h'' + e^{\psi_h} \psi_h'''; \\ &\dots = \dots \end{aligned}$$

where

$$\psi_1^{(k)}(t) = (k-1)! \sum_{n \neq i} (c_n - t)^{-k}.$$

Thus, one may calculate $b_m^{(i)}$ numerically using $\psi_h^{(k)}$, though the convergence may be slow.

However, the most important coefficient, $b_h^{(i)}$, is already known. Make the dependence of $b_m^{(i)}$ on h explicit by writing $b_m^{(i)}(h)$. From the formulas above we know that $b_h^{(i)}(h) = \nu_h(c_i)$ and that $\nu_h(c_i) = \exp(\psi_1(c_i))^h$. But $\exp(\psi_1(c_i)) = \nu_1(c_i) = b_1^{(i)}(1)$. From the reciprocal relationship provided at the start of the section, we know that $b_1^{(i)}(1) = (-1)^i \sqrt{2c_i}$. Thus,

$$A_{ih} = b_h^{(i)}(h) = (-1)^{ih} (2c_i)^{h/2}.$$

For $h \in \mathbb{N}$, the density for $J^*(h)$ takes the form

$$f(x|h) = \sum_{n=0}^{\infty} \left[\sum_{m=1}^h \frac{A_{nm}(h-1)!}{A_{nh}(m-1)!} \frac{1}{x^{h-m}} \right] \frac{A_{nh} x^{h-1} e^{-c_i x}}{(h-1)!} \quad (6)$$

so the A_{nh} terms dominate for large x . Further, among those terms, the first,

$$\frac{A_{0h} x^{h-1} e^{-c_0 x}}{(h-1)!} = \frac{(\pi/2)^h x^{h-1} e^{-c_0 x}}{(h-1)!},$$

should dominate as $x \rightarrow \infty$.

Remark 4. *This provides insight into the tail behavior of the $J^*(h)$ distribution. For the right tail, we expect the density to decay as a $Ga(h, c_0)$ distribution. Examining the representation (3.2), we expect the left tail to decay like $IGa(1/2, h^2/2)$. These two observations will prove useful when finding an approximation of the $J^*(h)$ density. We may multiply each of these densities by $e^{-xz^2/2}$ to determine the tail behavior of $J^*(h, z)$: the right tail should look like $Ga(h, c_0 + z^2/2)$ while the left tail should look like $IG(\mu = h/z, h^2)$.*

3 A $J^*(n, z)$ sampler for $n \in \mathbb{N}$

Polson et al. [2013] show how to efficiently sample from the $J^*(1, z)$ distribution. Their approach is motivated by Devroye [2009]. This section recaps that work, since it will help clarify the provenance of the other samplers in this paper.

The $J^*(1, z)$ sampler employs von Neumann's alternating sum method [Devroye, 1986], which is an accept/reject algorithm for densities that may be represented as infinite, alternating sums. To remind the reader about accept/reject samplers, one generates a random variable Y with density f by repeatedly generating a proposal X from density g and U from $\mathcal{U}(0, cg(X))$ where $c \geq \|f/g\|_{\infty}$ until

$$U \leq f(X); \text{ then set } Y \leftarrow X.$$

(See Robert and Casella [2005] for more details.) The von Neumann alternating sum method requires that the density be expressed as an infinite, alternating sum

$$f(x) = \lim_{n \rightarrow \infty} S_n(x), \quad S_n(x) = \sum_{i=0}^n (-1)^i a_i(x)$$

for which the partial sums S_i satisfy the *partial sum criterion*

$$\forall x, S_0(x) > S_2(x) > \dots > f(x) > \dots > S_3(x) > S_1(x), \quad (7)$$

which is equivalent to the sequence $\{a_i(x)\}_{i=1}^{\infty}$ decreasing in i for all x . In that case, we have that $u < f(x)$ if and only if there is some odd i such that $u \leq S_i(x)$ and $u > f(x)$ if and only if there is some even i such that $u \geq S_i(x)$. Thus one need not calculate the infinite sum to see if $u < f(x)$, one only needs to calculate as many terms as necessary to find that $u \leq S_i(x)$ for odd i or $u \geq S_i(x)$ for even i . (We must be careful when $x = 0$.) One rarely needs to calculate a partial sum past $S_1(x)$ before deciding to accept or reject [Polson et al., 2013].

3.1 Sampling from $J^*(1, z)$

The $J^*(1)$ density may be represented in two different ways

$$f(x) = \sum_{i=0}^n (-1)^i a_n^L(x) = \sum_{i=0}^n (-1)^i a_n^R(x),$$

corresponding to Fact (3.2) and (2), where

$$a_n^L(x) = \pi(n + \frac{1}{2}) \left(\frac{2}{\pi x}\right)^{3/2} \exp\left(-\frac{2(n + 1/2)^2}{x}\right) \quad (8)$$

and

$$a_n^R(x) = \pi(n + \frac{1}{2}) \exp\left(-\frac{(n + 1/2)^2 \pi^2 x}{2}\right). \quad (9)$$

Neither $\{a_n^L(x)\}_{n=0}^{\infty}$ or $\{a_n^R(x)\}_{n=0}^{\infty}$ are decreasing for all x , thus neither satisfy the partial sum criterion. However, Devroye shows that $a_n^R(x)$ is decreasing on $I_R = [(\log 3)/\pi^2, \infty)$ and that $a_n^L(x)$ is decreasing for $I_L = [0, 4/\log 3]$. These intervals overlap and hence one may pick t in the intersection of these two intervals to define the piecewise coefficient

$$a_n(x) = \begin{cases} a_n^L(x), & x \leq t \\ a_n^R(x), & x > t \end{cases}$$

so that $a_n(x) \geq a_{n+1}(x)$ for all n and all $x \geq 0$. Devroye finds that $t = 2/\pi$ is the best choice of t for his $J^*(1, 0)$ sampler, which is where $a_0^L(x) = a_0^R(x)$. Below we show that this still holds for $J^*(1, z)$. Thus the density f may be written as

$$f(x) = \sum_{i=0}^{\infty} (-1)^i a_n(x)$$

and this representation does satisfy the partial sum criterion (7). The density of $J^*(1, z)$ is then

$$f(x|z) = \cosh(z) \exp(-xz^2/2) f(x)$$

according to our construction of $J^*(1, z)$, in which case it also has an infinite sum representation

$$f(x|z) = \sum_{i=0}^{\infty} (-1)^i a_n(x|z), \quad a_n(x|z) = \cosh(z) \exp(-xz^2/2) a_n(x)$$

that satisfies (7) for the partial sums $S_n(x|z) = \sum_{i=0}^n (-1)^i a_i(x|z)$, as

$$a_n(x) \geq a_{n+1}(x) \implies a_n(x|z) \geq a_{n+1}(x|z).$$

Following our initial discussion of the von Neumann alternating sum method, all that remains is to find a suitable proposal distribution g . One would like to find a distribution g for which $\|f/g\|_\infty$ is small, since this controls the rejection rate. A natural candidate for g is the density defined by the kernel $S_0(x|z) = a_0(x|z)$ as $S_0(x|z) \geq f(x|z)$ for all x . In that case, we sample $X \sim g$ until $U \sim \mathcal{U}(0, a_0(x|z))$ has $U \leq f(X)$.

The proposal g is thus defined from (8) and (9) by

$$g(x|z) \propto a_0(x|z) = \cosh(z) \begin{cases} \left(\frac{2}{\pi x^3}\right)^{1/2} \exp\left(\frac{-1}{2x} - \frac{z^2}{2}x\right) & x < t \\ \frac{\pi}{2} \exp\left(-\left[\frac{\pi^2}{8} + \frac{z^2}{2}\right]x\right) & x \geq t. \end{cases}$$

Let $a_0^L(x|z) = a_0(x|z)\mathbf{1}\{x < t\}$ be the left-hand kernel and define the right-hand kernel $a_0^R(x|z)$ similarly. Rewriting the exponent in the left-hand kernel yields

$$\begin{aligned} \frac{-1}{2x} - \frac{z^2}{2}x &= \frac{-z^2}{2x}(x^2 - 2x|z|^{-1} + 2x|z|^{-1} + z^{-2}) \\ &= \frac{-z^2}{2x}(x - |z|^{-1})^2 - |z|; \end{aligned}$$

hence

$$a_0^L(x|z) = (1 + e^{-2|z|}) IG(x|\mu = |z|^{-1}, \lambda = 1)$$

where $IG(x|\mu, \lambda)$ is the density of the inverse Gaussian distribution,

$$IG(x|\mu, \lambda) = \left(\frac{\lambda}{2\pi x^3}\right)^{1/2} \exp\left(\frac{-\lambda(x - \mu)^2}{2\mu^2 x}\right).$$

The normalizing constants

$$p = \int_0^t a_0^L(x|z) dx \text{ and } q = \int_t^\infty a_0^R(x|z) dx \quad (10)$$

let us express g as the mixture

$$g(x|z) = \frac{q}{p+q} \frac{a_0^L(x|z)}{q} + \frac{p}{p+q} \frac{a_0^R(x|z)}{p}.$$

and shows that (suppressing the dependence on t)

$$c(z)g(x|z) = a_0(x|z) \text{ where } c(z) = p(z) + q(z).$$

Thus, one may draw $X \sim g(x|z)$ as

$$X \sim \begin{cases} IG(\mu = |z|^{-1}, \lambda = 1)\mathbf{1}\{x < t\}, & \text{with prob. } p/(p+q) \\ \mathcal{E}\left(\text{rate} = \frac{\pi^2}{8} + \frac{z^2}{2}\right)\mathbf{1}\{x \geq t\}, & \text{with prob. } q/(p+q). \end{cases}$$

One may sample from the truncated exponential by taking $X \sim Ex\left(\text{rate} = \frac{\pi^2}{8} + \frac{z^2}{2}\right)$ and returning $X+t$. Sampling from the truncated inverse Gaussian requires a bit more work (see Appendix 2 in Windle [2013]). To recapitulate, to draw $J^*(1, z)$:

1. Sample $X \sim g(x|z)$.
2. Generate $U \sim \mathcal{U}(0, a_0(X|z))$.
3. Iteratively calculate $S_n(X|z)$, starting at $S_1(X|z)$, until $U \leq S_n(X|z)$ for an odd n or $U > S_n(X|z)$ for an even n .
4. Accept if n is odd; return to step 1 if n is even.

3.2 Sampling $J^*(n, z)$

One can use the $J^*(1, z)$ sampler to generate draws from the $J^*(n, z)$ distribution when n is a positive integer. As shown by Fact (3.3), sample $X_i \sim J^*(1, z)$ for $i = 1, \dots, n$ and then return $Y = \sum_{i=1}^n X_i$.

4 An Alternate $J^*(h, z)$ Sampler

Here we show how to sample $J^*(h, z)$ when h is not a positive integer.

4.1 An Alternate $J^*(h)$ sampler

The basic strategy will be the same as in §3: find two functions ℓ and r such that the density f is dominated by ℓ on $(0, t]$ and r on (t, ∞) . Truncated versions of ℓ and r can then be used to generate a proposal. Previously, these proposals came from the density of f , which when $h = 1$, has two infinite, alternating sum representations. Pasting together these two representations together one may immediately appeal to the von Neumann alternating sum technique to accept or reject a proposal; but this only works when $h = 1$. For $h \neq 1$, the density in Fact 3.2 is still valid:

$$f(x|h) = \frac{2^h}{\Gamma(h)} \sum_{n=0}^{\infty} (-1)^n \frac{\Gamma(n+h)}{\Gamma(n+1)} \frac{(2n+h)}{\sqrt{2\pi x^3}} \exp\left(-\frac{(2n+h)^2}{2x}\right). \quad (11)$$

We know that the coefficients of this alternating sum, which we call a_n^L , are not decreasing in $n \in \mathbb{N}_0$ for all $x > 0$; they are only decreasing in $n \in \mathbb{N}_0$ for x in some interval I_L . However, it is the case that $a_n^L(x|h)$ is decreasing for sufficiently large n for all $x > 0$. Thus, we may still appeal to a von Neumann-like procedure, but only once we know that we have reached an $n^*(x)$ so that $a_n^L(x|h)$ is decreasing for $n \geq n^*$. The following proposition shows that we can identify when this is the case.

Proposition 5. *Fix $h \geq 1$ and $x > 0$. The coefficients $\{a_n^L(x)\}_{n=0}^{\infty}$ in (11) are decreasing, or they are increasing and then decreasing. Further, if $a_n^L(x^*)$ is decreasing for $n \geq n^*$, then $a_n^L(x)$ is decreasing for $n \geq n^*$ for $x \leq x^*$.*

Proof. Fix $h \geq 1$ and $x > 0$; calculate $a_{n+1}^L(x|h)/a_n^L(x|h)$. It is

$$\begin{aligned} & \frac{\Gamma(n+1)}{\Gamma(n+2)} \frac{\Gamma(n+1+h)}{\Gamma(n+h)} \frac{2n+2+h}{2n+h} \exp\left\{-\frac{1}{2x}[(2n+2+h)^2 - (2n+h)^2]\right\} \\ &= \frac{n+h}{n+1} \frac{2n+h+2}{2n+h} \exp\left\{-\frac{1}{2x}[4(2n+h)+4]\right\} \\ &= \left(1 + \frac{h-1}{n+1}\right) \left(1 + \frac{2}{2n+h}\right) \exp\left\{-\frac{2}{x}[(2n+h)+1]\right\}. \end{aligned}$$

Since $x > 0$, the exponential term decays to zero as n diverges and there is smallest $n^* \in \mathbb{N}_0$ for which this quantity is less than unity. Further, it is less than unity for all such $n \geq n^*$ as all three terms in the product are decreasing in n . The ratio also decreases as x decreases, thus $a_n^L(y)$ is decreasing for $n \geq n^*$ when $y \leq x$. \square

Corollary 6. *Suppose $h \geq 1$ and $x > 0$ and let $S_n^L(x|h) = \sum_{i=0}^n (-1)^i a_i^L(x|h)$. There is an $n^* \in \mathbb{N}_0$ for which $f(y|h) < S_n^L(y|h)$ for all even $n \geq n^*$ and $f(y|h) > S_n^L(y|h)$ for all odd $n \geq n^*$ for $y \leq x$.*

Corollary 7. *There is an $x^*(h)$,*

$$x^*(h) = \sup \left\{ x : \{a_n^L(x|h)\}_{n=0}^\infty \text{ is decreasing} \right\},$$

so that $\{a_n^L(x|h)\}_{n=0}^\infty$ is decreasing for all $x < x^*$. Thus $\ell(x|h) = a_0^L(x|h)$ satisfies

$$S_n(x|h) \leq \ell(x|h), \quad \forall n \in \mathbb{N}_0, \forall x < x^*(h).$$

When $h = 1$, we have another representation of $f(x|h)$ as an infinite alternating sum. This is not the case when $h \neq 1$; however, revisiting (6), when $h \in \mathbb{N}$, we may also write $f(x|h)$ as

$$f(x|h) = \sum_{n=0}^\infty \left[\sum_{m=1}^h \frac{A_{nm}(h-1)!}{A_{nh}(m-1)!} \frac{1}{x^{h-m}} \right] \frac{A_{nh} x^{h-1} e^{-c_n x}}{(h-1)!}, \quad c_n = \frac{\pi^2}{2} (n + 1/2)^2.$$

When x is large, the term with $m = h$ will dominate, leaving

$$\sum_{n=0}^\infty \frac{A_{nh} x^{h-1} e^{-c_n x}}{(h-1)!}, \quad A_{nh} = (-1)^{nh} (2c_n)^{h/2}.$$

Again, since $e^{-c_n x}$ decays rapidly in n the first term of this sum should be the most important. Hence, for sufficiently large x , $f(x|h)$ should look like

$$r(x|h) = \frac{A_{0h} x^{h-1} e^{-c_0 x}}{(h-1)!} = \frac{(\pi/2)^{h/2} x^{h-1} e^{-c_0 x}}{(h-1)!}.$$

This will be the right hand side proposal.

Conjecture 8. *The functions $\ell(x|h)$ and $r(x|h)$ dominate $f(x|h)$ on overlapping intervals that contain a point $t(h)$.*

For $h \geq 1$, we know that $\ell(x|h)$ will dominate $f(x|h)$ on some interval $[0, x^*(h))$ from Corollary 7. We have not proved that $r(x|h)$ dominates $f(x|h)$ on an overlapping interval; however, we do have numerical evidence that this is the case. Let $\rho^L(x|h) = f(x|h)/\ell(x|h)$ and $\rho^R(x|h) = f(x|h)/r(x|h)$. If both $\rho^L(x|h)$ and $\rho^R(x|h)$ are less than unity on overlapping intervals, then ℓ and r dominate f on overlapping intervals. As seen in Figure 1, this appears to be the case for both ρ^L and ρ^R on the entire real line. In that case, ℓ and r are both valid bounding kernels and the proposal density

$$g(x|h) \propto k(x|h) = \begin{cases} \ell(x|h), & x < t \\ r(x|h), & x \geq t. \end{cases}$$

has

$$f(x|h) \leq k(x|h) \text{ for all } x > 0;$$

further, $g(x|h)$ is a mixture

$$g(x|h) = \frac{p}{p+q} \frac{\ell(x|h)}{p} + \frac{q}{p+q} \frac{r(x|h)}{q}$$

where

$$p(t|h) = \int_0^t \ell(x|h) dx \text{ and } q(t|h) = \int_t^\infty r(x|h) dx$$

and the normalizing constant of $k(x|h)$ is $c(t|h)^{-1}$ where

$$c(t|h) = p(t|h) + q(t|h).$$

Thus, Corollary 6 and Conjecture 8 lead to the following sampler:

1. Sample $X \sim g(x|h)$
2. Sample $U \sim \mathcal{U}(0, k(X|h))$.
3. Iteratively calculate the partial sums $S_n^L(x|h)$ until
 - $S_n^L(X|h)$ has decreased from $n-1$ to n , and
 - $U < S_n^L(X|h)$ for odd n or $S_n^L(X|h) < U$ for even n .

Both $\ell(x|h)$ and $r(x|h)$ are kernels of known densities. In particular,

$$\ell(x|h) = \frac{2^h}{\Gamma(1)} \frac{h}{\sqrt{2\pi}} x^{-3/2} \exp\left(-\frac{h^2}{2x}\right),$$

is the kernel of an inverse Gamma distribution, $\text{IGa}(1/2, h^2/2)$, and

$$r(x|h) = \frac{(\pi/2)^{h/2} x^{h-1} e^{-\frac{\pi^2}{8}x}}{(h-1)!}$$

is the kernel of gamma distribution, $\text{Ga}(h, \pi^2/8)$. We can rewrite

$$\ell(x|h) = 2^h \text{IGa}(x|1/2, h^2/2)$$

to find

$$p(t|h) = 2^h \frac{\Gamma(1/2, (h^2/2)/t)}{\Gamma(1/2)}$$

where $\Gamma(a, b)$ is the upper incomplete gamma function, and we can rewrite

$$r(x|h) = (4/\pi)^h \text{Ga}(x|h, \text{rate} = \pi^2/8)$$

to find

$$q(t|h) = \left(\frac{4}{\pi}\right)^h \frac{\Gamma(h, (\pi^2/8)t)}{\Gamma(h)}.$$

Note that this provides a way to calculate $t(h)$, since we want to minimize $c(t|h) = p(t|h) + q(t|h)$. This is identical to choosing the truncation point $t(h)$ to be the point at which $\rho^L(x|h)$ and $\rho^R(x|h)$ intersect.

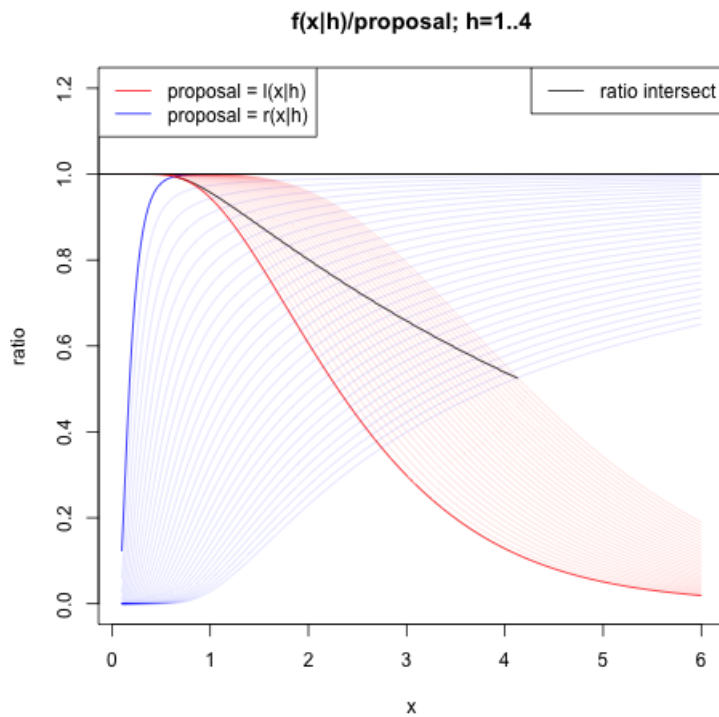


Figure 1: A plot of the $f(x|h)/\ell(x|h)$ and $f(x|h)/r(x|h)$ for $h = 1.0$ to $h = 4.0$ by 0.1 . The dark lines correspond to $h = 1$. The curve corresponding to ℓ increases monotonically while the curve corresponding to r decreases monotonically. The black line plots the point of intersection between the two curves as h changes.

4.2 An Alternate $J^*(h, z)$ Sampler

Recall Fact 3.2, which says the density of $J^*(h, z)$ is

$$f(x|h, z) = \cosh^h(z) e^{-xz^2/2} f(x|h)$$

where $f(x|h)$ is given in (11). Following the general path put forth in the previous section, one finds that almost nothing changes. In particular, if we let $a_n^L(x|h, z) = \cosh^h(z) e^{-xz^2/2} a_n^L(x|h)$ and let $S_n^L(x|h, z) = \sum_{i=0}^n (-1)^i a_n^L(x|h, z)$, then the analogous propositions, corollaries, and conjectures from the previous section still hold. In particular,

$$\frac{a_{n+1}^L(x|h)}{a_n^L(x|h)} = \frac{a_{n+1}^L(x|h, z)}{a_n^L(x|h, z)}$$

so Proposition 5, Corollary 6, and Corollary 7 hold with $a_n^L(x|h)$ replaced by $a_n^L(x|h, z)$, $S_n^L(x|h)$ replaced by $S_n^L(x|h, z)$, and $\ell(x|h)$ replaced by $\ell(x|h, z) = a_n^L(x|h, z)$. Additionally, nothing changes with regards the bounding kernel since

$$f(x|h) \leq k(x|h) \iff f(x|h, z) \leq k(x|h, z)$$

where

$$k(x|h, z) = \cosh^h(z) e^{-xz^2/2} k(x|h).$$

Hence the only major change is the form of the proposal density and the corresponding mixture representation. After adjusting, the left bounding kernel becomes

$$\ell(x|h, z) = \cosh^h(z) 2^h \frac{h}{\sqrt{2\pi}} x^{-3/2} \exp\left(-\frac{h^2}{2x} - \frac{xz^2}{2}\right),$$

and the right bounding kernel becomes

$$r(x|h, z) = \cosh^h(z) \frac{(\pi/2)^{h/2} x^{h-1}}{(h-1)!} \exp\left[-\left(\frac{\pi^2}{8} + \frac{z^2}{2}\right)x\right].$$

Let

$$g(x|h, z) \propto k(x|h, z) = \begin{cases} \ell(x|h, z), & x < t(h) \\ r(x|h, z), & x \geq t(h), \end{cases}$$

and

$$p(t|h, z) = \int_0^t \ell(x|h, z) dx \quad \text{and} \quad q(t|h, z) = \int_t^\infty r(x|h, z) dx.$$

Then one can represent $g(x|h, z)$ as the mixture

$$g(x|h, z) = \frac{p}{p+q} \frac{\ell(x|h, z)}{p} + \frac{q}{p+q} \frac{r(x|h, z)}{q}$$

and the normalizing constant of $k(x|h, z)$ is (suppressing the dependence on t)

$$c(h, z) = p(h, z) + q(h, z)$$

Thus, one can sample $J^*(h, z)$ by

1. Sample $X \sim g(x|h, z)$

2. Sample $U \sim \mathcal{U}(0, k(x|h))$.
3. Iteratively calculate the partial sums $S_n^L(x|h)$ until
 - $S_n^L(X|h)$ has decreased from $n - 1$ to n , and
 - $U < S_n^L(X|h)$ for odd n or $S_n^L(X|h) < U$ for even n .

Note that the above procedure uses $k(x|h)$ and $S_n(x|h)$ instead of $k(x|h, z)$ and $S_n(x|h, z)$. This is because

$$\tilde{f}(x|h)/\tilde{g}(x|h) = \tilde{f}(x|h, z)/\tilde{g}(x|h, z)$$

and

$$\tilde{f}(x|h)/S_n^L(x|h) = \tilde{f}(x|h, z)/S_n^L(x|h, z).$$

Again, the kernels $\ell(x|h, z)$ and $r(x|h, z)$ are recognizable. The exponential term of $\ell(x|h, z)$ is

$$-\frac{z^2}{2x} \left[\left(\frac{h}{z} \right)^2 + x^2 \right].$$

Completing the square yields

$$-\frac{(z/h)^2 h^2}{2x} \left[(x - h/z)^2 \right] - zh;$$

so

$$\ell(x|h, z) = (1 + e^{-2|z|})^h \frac{h}{\sqrt{2\pi x^3}} \exp \left(-\frac{(z/h)^2 h^2}{2x} \left[(x - h/z)^2 \right] \right),$$

which is the kernel of an inverse Gaussian distribution with parameters $\mu = h/z$ and $\lambda = h^2$. The right kernel is a gamma distribution with shape parameter h and rate parameter $\lambda_z = \pi^2/8 + z^2/2$. Thus, the left hand is

$$\ell(x|h, z) = (1 + e^{-2|z|})^h IG(x|\mu = h/z, \lambda = h^2) \text{ for } z > 0$$

and

$$\ell(x|h, 0) = 2^h \text{IGa}(x|1/2, h^2/2);$$

the right hand kernel is

$$r(x|h, z) = \left(\frac{\pi/2}{\lambda_z} \right)^h \text{Ga}(x|h, \text{rate} = \lambda_z), \quad \lambda_z = \pi^2/8 + z^2/2;$$

and the respective weights are

$$p(t|h, z) = (2^h e^{-zh}) \Phi_{IG}(t|h/z, h^2),$$

$$p(t|h, 0) = 2^h \frac{\Gamma(1/2, (h^2/2)(1/t))}{\Gamma(1/2)},$$

and

$$q(t|h, z) = \left(\frac{\pi/2}{\lambda_z} \right)^h \frac{\Gamma(h, \lambda_z t)}{\Gamma(h)}.$$

Truncation Point

The normalizing constant $c(t|h, z)$ is

$$c(t|h, z) = \int_0^t \cosh^h(z) e^{-xz^2/2} \ell(x|h) dx + \int_t^\infty \cosh^h(z) e^{-xz^2/2} r(x|h) dx.$$

To minimize $c(t|h, z)$ over t , note that the critical points, which satisfy

$$\cosh^h(z) e^{-xz^2/2} [\ell(x|h) - r(x|h)] = 0,$$

are independent of z . Hence we only need to calculate the best $t = t(h)$ as a function of h .

4.3 Recapitulation

The method put forth in this section can produce draws from $J^*(h, z)$ for $h \geq 1$ if Conjecture 8 holds. We numerically verify this is the case for $h \in [1, 4]$. In practice, to draw $J^*(h, z)$ when $h > 4$, we take sums independent J^* random variates like before. The new sampler is limited in two ways. First, the best truncation point t is a function of h , and must be calculated numerically. Second, the normalizing constant $c(h, z)$ grows as h increases. The former is not too troubling as one may precompute many $t(h)$ and then interpolate between values of h not specified. However, the latter is disturbing as $1/c(h, z)$ is the probability of accepting a proposal. Thus, as h increases the probability of accepting a proposal decreases. To address this deficiency, we devise yet another sampler.

5 An Approximate $J^*(b, z)$ Sampler

Daniels [1954] provides a method to construct approximations to the density of the mean of n independent and identically distributed random variables. More generally, Daniels procedure produces approximations to the density of $X(n)/n$ where $X(h)$ is an infinitely divisible family [Sato, 1999]. The approximation improves as n increases. This is precisely the scenario we are interested in addressing, as $J^*(n, z)$ is infinitely divisible and the two previously proposed samplers do not perform well when sampling $J^*(n, z)$, or equivalently $J^*(n, z)/n$, for large n .

5.1 The Saddle Point Approximation

The method of Daniels [1954] and variants thereof are known as saddlepoint approximations or the method of steepest decent. In addition to Daniels [1954], Murray [1974] provides an accessible explanation of the asymptotic expansion and approximation, including numerous helpful graphics. A more technical analysis may be found in the paper by Barndorff-Nielsen and Cox [1979] and the books by Butler [2007] and Jensen [1995]. McLeish [2010] provides several examples of simulating random variates following the approach of Lugannani and Rice [1980]. Below, we briefly summarize the basic idea behind the approximation following Daniels [1954].

Let $X(h)$ be an infinitely divisible family. Let $M(t)$ denote the moment generating function of $X(1)$, and let $K(t)$ denote its cumulant generating function:

$$M(t) = e^{K(t)} = \int_{-\infty}^{\infty} e^{tx} f(x) dx.$$

where $f(x)$ is the density of the random variable $X(1)$. Let \bar{x} denote $X(n)/n$, which can be thought of as the sample mean of n independent $X(1)$ random variables when n is an integer. The MGF of \bar{x} is $M^n(t/n)$ and its Fourier inversion is

$$f_n(\bar{x}) = \frac{1}{2\pi} \int_{-\infty}^{\infty} M^n(it/n) e^{-it\bar{x}} dt = \frac{n}{2\pi} \int_{-\infty}^{\infty} M^n(it) e^{-int\bar{x}} dt$$

where f_n is the density of $X(n)/n$. The goal is to pick the path of this integral in a way that concentrates as much mass as possible at a single point. Changing variables to $T = it$ and phrasing this integral in terms of the cumulant generating function yields

$$f_n(\bar{x}) = \frac{n}{2\pi i} \int_{-\infty i}^{\infty i} e^{n[K(T) - T\bar{x}]} dT.$$

One can concentrate mass at $T_0 + 0i$ where T_0 is chosen to minimize

$$K(T) - T\bar{x} \text{ over } T \in \mathbb{R},$$

which will be a saddle point. Consequently, one may descend quickly in the directions perpendicular to the real axis at $T_0 + 0i$, which leads to an integral like

$$f_n(\bar{x}) = \frac{n}{2\pi i} \int_{T_0 - \infty i}^{T_0 + \infty i} e^{n(K(T) - T\bar{x})} dT,$$

though some care must be taken with the path of integration near $T_0 + 0i$. Performing an asymptotic expansion of $K(T)$ at T_0 and integrating yields the approximation of Daniels:

$$sp_n(\bar{x}) = \left(\frac{n}{2\pi}\right)^{1/2} K''(T_0)^{-1/2} e^{n[K(T_0) - T_0\bar{x}]},$$

note $T_0(x)$ solves

$$K'(T_0) - \bar{x} = 0. \tag{12}$$

Daniels [1954] (p. 639) provides conditions that ensure the approximation will hold, which in the case of the $J^*(1, z)$ distribution are

$$\lim_{u \rightarrow (\pi^2/8)^-} K'_0(u) = \infty \text{ and } \lim_{u \rightarrow -\infty} K'_0(u) = 0$$

where $K_0(u) = \log \cos \sqrt{2u}$ is the cumulant generating function of $J^*(1)$. As seen in Fact 11, this is indeed the case.

5.2 Sampling the saddlepoint approximation

The saddlepoint approximation provides a good point-wise approximation of the density of $J^*(n, z)/n$. To make this useful for Pólya-Gamma data augmentation, we need

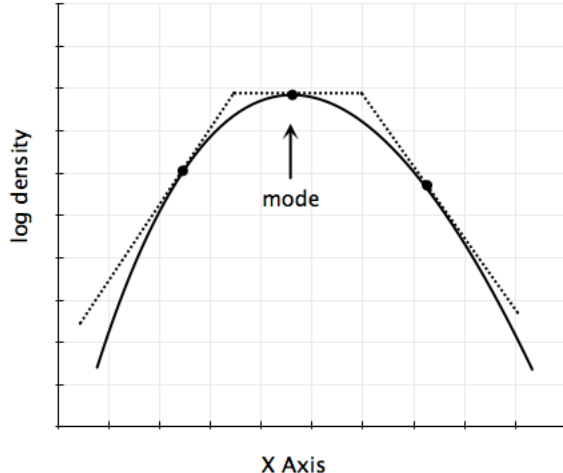


Figure 2: A log concave density bounded by a piecewise linear function.

to sample from the density proportional to $sp_n(x)$. (Henceforth we drop the bar notation for \bar{x} .) One general approach is to bound $\log sp_n(x)$ from above by piecewise linear functions, in which case the approximation will consist of a mixture of truncated exponentials. When the log-density is a concave functions, one is assured that such an approximation exists. Devroye provides several examples of how this may be used in practice, even for the case of arbitrary log-concave densities [Devroye, 1986, 2012]. Figure 2 shows an example of a piecewise linear envelope that bounds a log-concave density. One can construct such an envelope by picking points $\{x_i\}$ on the the graph of the density f , finding the tangent lines L_i at each point, and then constructing the function $e(x) = \min_i L_i(x)$, which corresponds to a piecewise linear function.

We follow the piecewise linear envelope approach, though with a few modifications. In particular, we will bound the term $K(t) - tx$ found in the exponent of $sp_n(x)$ rather than the kernel itself using functions more complex than affine transforms. It will require some care to make sure that the subsequent envelope does not supersede $\log sp_n(x)$ too much. However, by working with $K(t) - tx$ directly, we avoid having to deal with the $K''(t)$ term in $sp_n(x)$, which will causes the mode of $sp_n(x)$ to shift as n changes.

Recall that t is implicitly a function of x that arises via the minimization of $K(t) - tx$ over t . This may be phrased in terms of convex duality via

$$\phi(x) = \min_{s \in \mathbb{R}} \left\{ K(s) - sx \right\} \quad (13)$$

where $K(t)$ is the cumulant generating function: $K(t)$ is strictly convex on $\text{dom } K = \{t : K(t) < \infty\}$ as $J^*(1, z)$ has a second moment [Jensen, 1995]. Using this notation, we may write

$$sp_n(x) = \left(\frac{n}{2\pi} \right)^{1/2} K''(t(x))^{-1/2} e^{n\phi(x)}.$$

When needed, we will write $K_z(t)$ to denote the explicit dependence on z , though usually we will suppress the dependence on z . The connection to duality will help us find a good bound for $\phi(x)$; the following facts will be useful.

Fact 9. Let K be the cumulant generating function of $J^*(1, z)$. Let $\phi(x)$ be the concave dual of K as in (13). Let

$$t(x) = \operatorname{argmin}_{s \in \mathbb{R}} \{K(s) - sx\}.$$

Assume that when we write t we are implicitly evaluating it at x . Then

1. $K(t)$ is strictly convex.
2. $K(t)$ is smooth.
3. $K'(t) = x$;
4. $\phi(x) = K(t) - tx$;
5. $\phi'(x) = -t$;
6. $\frac{dt}{dx}(x) = [K''(t)]^{-1}$;
7. As seen by item (3), $\phi'(x)$ is maximized when $t(x) = 0$. Thus,

$$m = \operatorname{argmax}_x \phi(x) \text{ is attained when } m = K'(0).$$

Proof. Barndorff-Nielsen [1978] shows that (1) holds so long as $J^*(1, z)$ has a second moment, which it does. The cumulant generating function $K(t) = -\log \cos \sqrt{2t}$ is smooth by composition of smooth functions so long as

$$\cos \sqrt{2t} = \begin{cases} \cos \sqrt{2t}, & t \geq 0 \\ \cosh \sqrt{2|t|}, & t < 0 \end{cases}$$

is smooth. For $t \neq 0$ this holds since \cos and \cosh are smooth and $\sqrt{2t}$ is smooth for $t \neq 0$. For $t = 0$, this follows from the Taylor expansion of \cos and \cosh . Items (3)-(7) are consequences of (1) and (2). \square

Remark 10. Sometimes it will be helpful to work with a shifted version of t : $u = t - z^2/2$. To reiterate, we will go between three different variables: x , t , and u characterized by the bijections

1. $x = K'(t)$ and
2. $u = t - z^2/2$.

It will also be helpful to have the derivatives of K on hand and a few facts about x and u .

Fact 11. Recall that $K(t) = \log \cosh(z) - \log \cos \sqrt{2u}$ is the cumulant generating function of $J^*(1, z)$. Its derivatives, with respect to t , are:

1. $K'(t) = \frac{\tan \sqrt{2u}}{\sqrt{2u}}$;
2. $K''(t) = \frac{\tan^2(\sqrt{2u})}{2u} + \frac{1}{2u} \left(1 - \frac{\tan \sqrt{2u}}{\sqrt{2u}}\right)$.

Note that we are implicitly evaluating u at t as described in Remark 10. As shown above, $K'(t) = x$. Evaluating K'' at $t(x)$ yields

$$K''(t) = x^2 + \frac{1}{2u}(1-x).$$

We may write $\frac{\tan \sqrt{s}}{\sqrt{s}}$ piecewise as

$$\frac{\tan \sqrt{s}}{\sqrt{s}} = \begin{cases} \frac{\tan \sqrt{s}}{\sqrt{s}}, & s > 0 \\ \frac{\tanh \sqrt{|s|}}{\sqrt{|s|}}, & s < 0 \\ 1, & s = 0. \end{cases}$$

The last fact can be seen by taking the Taylor expansion around $s = 0$. Thus, $u < 0 \iff x < 1$, $u > 0 \iff x > 1$, and $u = 0 \iff x = 1$.

This leads to the following two claims, which will help us bound the saddlepoint approximation. Notice that in each case, we adjust $\phi(x)$ to match the shape of the tails as suggested by Remark 4.

Lemma 12. *The function $\eta_r(x) = \phi(x) - (\log(x) - \log(x_c))$ is strictly concave for $x > 0$.*

Proof. Taking derivatives:

$$\eta'_r(x) = \phi'(x) - \frac{1}{x}$$

and

$$\eta''_r(x) = -\frac{dt}{dx}(x) + \frac{1}{x^2}.$$

Using Fact 9, this is negative if and only if

$$[K''(t)]^{-1} \geq \frac{1}{x^2} \iff x^2 \geq K''(t) \iff 0 \geq \frac{(1-x)}{2u}.$$

When $x > 1$, $u(x) > 0$, and $\eta''_r(x) < 0$. When $x < 1$, $u(x) < 0$, and $\eta''_r(x) < 0$. Continuity of K'' ensures that $\eta''_r(1) \leq 0$. \square

Lemma 13. *The function $\eta_l(x) = \phi(x) - \frac{1}{2}\left(\frac{1}{x_c} - \frac{1}{x}\right)$ is strictly concave for $x > 0$.*

Proof. Taking derivatives:

$$\eta'_l(x) = \phi'(x) - \frac{1}{2x^2}$$

and

$$\eta''_l(x) = -\frac{dt}{dx}(x) + \frac{1}{x^3}.$$

Using Fact 9, this is negative if and only if

$$[K''(t)]^{-1} \geq \frac{1}{x^3} \iff x^3 \geq K''(t) \iff (x^2 + \frac{1}{2u})(x-1) \geq 0.$$

Again, we know that when $x > 1$, $u > 0$, and hence $\eta_l(x) < 0$. When $x < 1$ we need to show that $x^2 + 1/(2u) < 0$. This is equivalent to showing that

$$x^2 < -\frac{1}{2u} \iff 2ux^2 > -1, u < 0.$$

That is

$$\tan^2 \sqrt{2u} > -1 \iff \tanh \sqrt{|2u|} > -1, \text{ for } u < 0,$$

which indeed holds. Thus, when $x < 1$, $\eta_l(x) < 0$. Again, continuity of K'' then ensures that $\eta_l''(1) \leq 0$. \square

These two lemmas ensure the following claim.

Lemma 14. *Let*

$$\delta(x) = \begin{cases} \frac{1}{2} \left(\frac{1}{x_c} - \frac{1}{x} \right) & x \leq x_c, \\ \log(x) - \log(x_c), & x > x_c. \end{cases}$$

Then $\eta(x) = \phi(x) - \delta(x)$, is continuous on \mathbb{R} and concave on the intervals $(0, x_c)$ and (x_c, ∞) .

We may create an envelope enclosing ϕ in the following way. See Figure 3 for a graphical interpretation.

1. Pick three points $x_\ell < x_c < x_r$ corresponding to left, center, and right.
2. Find the tangent lines L_ℓ and L_r that touch the graph of η at x_ℓ and x_r .
3. Construct an envelope of η using those two lines, that is

$$e(x) = \begin{cases} L_\ell(x), & x < x_c, \\ L_r(x), & x \geq x_c. \end{cases}$$

Then an envelope for $\phi(x)$ is

$$\phi(x) \leq e(x) + \delta(x).$$

Conjecture 15. $K''(t)/x^2$ is increasing on $x > 0$ with $\lim_{x \rightarrow 0^+} K''(t)/x^2 = 0$ and $\lim_{x \rightarrow \infty} K''(t)/x^2 = 1$ and $K''(t)/x^3$ is decreasing on $x > 0$ with $\lim_{x \rightarrow 0^+} K''(t)/x^3 = 1$ and $\lim_{x \rightarrow \infty} K''(t)/x^3 = 0$.

This can be seen by plotting these functions; however, we do not have a complete proof currently. Instead, we employ the following lemma.

Lemma 16. *Given $x_c \in (0, \infty)$, there are constants $\alpha_\ell, \alpha_r > 0$ such that $K''(t)$ satisfies*

$$1 \geq \frac{K''(t)}{x^3} \geq \alpha_\ell \text{ for } x < x_c$$

and

$$1 \geq \frac{K''(t)}{x^2} \geq \alpha_r \text{ for } x > x_c.$$

Proof. The upper bounds are verified in the proofs of Lemmas 13 and 12. For the lower bounds, recall that $K''(t(x)) > 0$ for $x \in I_M := [1/M, M]$ for any $M > 1$. Thus, $K''(t(x))$ is bounded from below on I_M . In addition, x^2 and x^3 are bounded on the same interval from above. Hence the ratios $K''(t)/x^3$ and $K''(t)/x^2$ are bounded from below on I_M and we only need to consider the tail behavior of these ratios.

Let $v(x) = 2u(x)$. When $x < 1$, $v < 0$, and $x^2|v| = \tanh^2 \sqrt{|v|}$ the ratio

$$K''(t)/x^3 = \frac{1}{x} - \frac{1-x}{x(x^2|v|)} = \frac{1}{x} - \frac{1-x}{x \tanh^2 \sqrt{|v|}}.$$

Employing the trigonometric identity $-\sinh^2 = 1 - \coth^2$ and writing out $x(v)$ yields

$$\frac{1}{\tanh^2 \sqrt{|v|}} + \frac{1}{x} \left(1 - \coth^2 \sqrt{|v|}\right) = \frac{1}{\tanh^2 \sqrt{|v|}} - \frac{\sqrt{|v|} \cosh \sqrt{|v|}}{\sinh^3 \sqrt{|v|}}.$$

As $v \rightarrow -\infty$ the first term converges to unity while the second term vanishes. Since v is an increasing function of x that diverges to $-\infty$ as $x \rightarrow 0^+$, for any $1 > \alpha_\ell > 0$, there is an $M > 1$ such that $K''(t)/x^3 > \alpha_\ell$ for $x < 1/M$.

Similarly, when $x > 1$, $v > 0$, and $x^2 v = \tan^2 \sqrt{v}$ the ratio

$$K''(t)/x^2 = 1 + \frac{1-x}{x^2 v} = 1 + \frac{1-x}{\tan^2 \sqrt{v}}.$$

The last term can be rewritten as

$$\frac{1-x}{\tan^2 \sqrt{v}} = \frac{1}{\tan \sqrt{v}} \left(\frac{1}{\tan \sqrt{v}} - \frac{1}{\sqrt{v}} \right),$$

which converges to zero as $v \rightarrow (\pi/2)^{2-}$. Since v is increasing in x and converges to $(\pi/2)^2$ as $x \rightarrow \infty$, for any $1 > \alpha_r > 0$, there is an $M > 1$ such that $K''(t)/x^2 > \alpha_r$ for $x > M$. □

Lemma 14 and Lemma 16 give us the following proposition.

Proposition 17. *There exists constants $1 > \alpha_\ell, \alpha_r > 0$ such that the saddle point approximation of $J^*(n, z)/n$ is bounded by the envelope*

$$k(x|h, z) = \left(\frac{n}{2\pi}\right)^{1/2} \begin{cases} \alpha_\ell^{-1/2} e^{\frac{n}{2xc}} x^{-3/2} \exp\left(-\frac{n}{2x} + nL_\ell(x|z)\right), & x < x_c \\ \alpha_r^{-1/2} x_c^n x^{n-1} \exp\left(nL_r(x|z)\right), & x > x_c, \end{cases}$$

where L_ℓ is the line touching η at x_ℓ and L_r is the line touching η at x_r . Further, L'_ℓ and L'_r are negative when $x_\ell \geq m = \underset{x}{\operatorname{argmax}} \phi(x)$.

Proof. Lemma 14 and Lemma 16 provide the envelope. It only remains to show that the slopes of L_ℓ and L_r are negative when $x_\ell \geq m$. Note that the concavity of ϕ ensures that $\phi'(x) \leq 0$ when $x \geq m$. Thus, in the left case, $L'_\ell(x_\ell) = \phi'(x_\ell) - \frac{1}{2x_\ell^2} < 0$. Similarly, in the right case, $L'_r(x_r) = \phi'(x_r) - \frac{1}{x_r} < 0$. □

Given the stipulation that $x_\ell \geq \underset{x}{\operatorname{argmax}} \phi(x)$, the left hand kernel, $k_\ell(x|h, z)$, is an inverse Gaussian kernel while the right hand kernel, $k_r(x|h, z)$, is a gamma kernel. To see this let $\rho_\ell = -2L'_\ell(x)$ and $b_\ell = L_\ell(0)$; then the exponent of the left hand kernel is

$$nb_\ell - \frac{n\rho_\ell x}{2} - \frac{n}{2x} = \frac{-n\rho_\ell}{2x} \left(\frac{1}{\rho_\ell} + x^2 \right) + nb_\ell.$$

Taking the first term and completing the square yields

$$\frac{-n\rho_\ell}{2x} \left(x - \frac{1}{\sqrt{\rho_\ell}} \right)^2 - n\sqrt{\rho_\ell}.$$

Thus

$$k_\ell(x|h, z) = \kappa_\ell \left(\frac{n}{2\pi x^3} \right)^{1/2} \exp \left\{ \frac{-n\rho_\ell}{2x} \left(x - \frac{1}{\sqrt{\rho_\ell}} \right)^2 \right\}$$

where

$$\kappa_\ell = \alpha_\ell^{-1/2} e^{\frac{n}{2x_c} + nb_\ell - n\sqrt{\rho_\ell}}$$

so k_ℓ is the kernel of an inverse Gaussian distribution with parameters $\mu = 1/\sqrt{\rho_\ell}$ and $\lambda = n$. For the right hand kernel let $\rho_r = -L'_r(x)$ and $b_r = L_r(0)$, which yields

$$k_r(x|h, z) = \kappa_r \frac{(n\rho_r)^n x^{n-1}}{\Gamma(n)} e^{-n\rho_r x}$$

where

$$\kappa_r = \left(\frac{n}{2\pi\alpha_r} \right)^{1/2} \frac{e^{nb_r} \Gamma(n)}{(n\rho_r)^n}$$

so k_r is the kernel of a Gamma distribution with shape n and rate $n\rho_r$. These two observations show that $g(x|h, z) \propto k(x|h, z)$ is a mixture, which can be sampled in a manner similar to the previous two algorithms.

We have yet to specify the points x_ℓ , x_c , or x_r . As mentioned at the outset, it is important to choose these points carefully so that the envelope does not exceed the target density by too much. Currently, we set x_ℓ to be the mode of ϕ . By picking x_ℓ to match the maximum of ϕ we guarantee that the mode of $sp_n(x)$ matches the mode of $k(x|h, z)$ as $n \rightarrow \infty$. We could set $x_r = 1.2x_\ell$ and then chose x_c so that $L_\ell(x_c) = L_r(x_c)$, in which case the envelope e is continuous. When that is the case the following proposition holds. However, this requires a non-linear solve, so in practice we simply set $x_c = 1.1x_\ell$.

Proposition 18. *Suppose e is continuous. Let m be the maximum of $\phi(x)$. If $x_\ell = m$, then the envelope $e(x) + \delta(x)$ takes on its maximum at m as well. Further, as $n \rightarrow \infty$, the mode of the saddlepoint approximation converges to the mode of $k(x|h, z)$.*

Proof. Suppose m maximizes ϕ and $x_\ell = m$. Then

$$e'(x_\ell) + \delta'(x_\ell) = \phi'(x_\ell) = 0.$$

Since $e'(x_\ell) + \delta'(x_\ell)$ is strictly concave on $(0, x_c]$, x_ℓ must be the maximum of the left-hand portion of the envelope for ϕ . We will show that this is the only maximum by contradiction. Suppose the right-hand portion of the envelope of ϕ has a maximum at $y > x_c$. Since that portion is also strictly concave, we must have $\phi'(y) - \delta'(y) = 0 \implies \phi'(y) = \delta'(y)$. But $\phi'(y) < 0$ since $y > m$ and $\delta'(y) = 1/y > 0$, a contradiction.

To see that the modes of sp_n and $k(x|h, z)$ converge as $n \rightarrow \infty$, take the log of each. The log of the saddlepoint approximation is like

$$\phi(x) - \frac{1}{2n} \log K''(t(x))$$

while the log of the left hand kernel, where the maximum is, is like

$$e(x) + \delta(x) - \frac{3}{2n} \log x.$$

Since δ and ϕ are concave and decay faster than $\log x$ as $x \rightarrow 0^+$ and $\log x$ is increasing, we know that the argmax of each converges to m . □

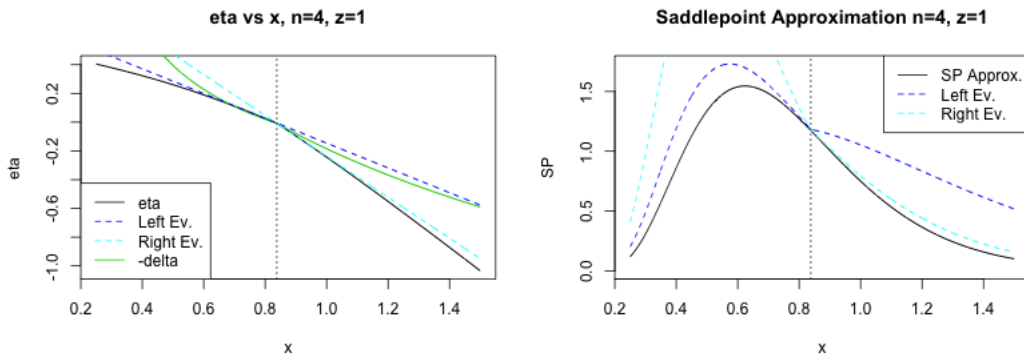


Figure 3: The saddlepoint approximation. The saddle point approximation is proportional to $[K''(t(x))]^{-0.5} \exp(n\phi(x))$. In the left plot, $\eta(x)$ is a solid black curve, which is bounded from above by an envelope of the dotted blue line on the left and the dotted cyan line on the right. The green line is $-\delta(x)$. On the right, the saddlepoint approximation in black, and the left and right envelopes are in blue and cyan respectively. This bound is a bit exaggerated since $n = 4$, which is rather small. The bounding envelope improves as n increases.

Collecting all of the above lemmas leads to the following approximate sampler of $J^*(n, z)$. Some preliminary notation: let $\phi_z(x)$ be the concave dual of $K_z(t)$; let $sp_n(x|z)$ be the saddle point approximation; and let m be the mode of ϕ_z : $m = (\tanh z)/z$.

- Preprocess.
 1. Let $x_\ell = m$, $x_c = 1.1x_\ell$, and $x_r = 1.2x_\ell$.
 2. Calculate the tangent lines of η at x_ℓ and x_r ; $L_\ell(x|z)$ and $L_r(x|z)$ respectively.
 3. Construct the proposal $g(x|n, z) \propto k(x|n, z)$.
- Accept/reject.
 1. Draw $X \sim g(x|n, z)$.
 2. Draw $U \sim \mathcal{U}(0, k(X|n, z))$.
 3. If $U > sp_n(X|z)$, return to 1.
 4. Return nX .

5.3 Recapitulation

The saddlepoint approximation sampler generates approximate $J^*(n, z)$ random variates when n is large, a regime that the previous two samplers handled poorly. The saddlepoint approximation sampler is similar to the previous two samplers in that the proposal is a mixture of an inverse Gaussian kernel and a gamma kernel. Hence the basic framework to simulate the approximation requires routines already developed in §3 and §4. We have identified that a good choice of x_ℓ is the mode of ϕ ; however, we have not yet identified the optimal choices of x_c and x_r . The values of x_ℓ , x_c , and x_r depend on the tilting parameter z , but not the shape parameter n in $J^*(n, z)$. Thus, one could preprocess x_ℓ , x_r , and x_c for various values of z and then interpolate.

6 Comparing the Samplers

We have a total of four $J^*(n, z)$ samplers available: the method from §3, which we call the Devroye approach, based upon sampling $J^*(1, z)$ random variates; the method from §4, which we call the alternate approach, that lets one directly draw $J^*(n, z)$ for $n \in [1, 4]$; the method from §5 using the saddlepoint approximation; and the method based upon Fact 3.5, where one simply truncates the infinite sum after, for instance, drawing 200 gamma random variables. Recall that to sample $J^*(n, z)$ using the $J^*(1, z)$ sampler, one sums n independent copies of $J^*(1, z)$. Similarly, to sample $J^*(n, z)$ when $n > 4$ using the alternate method, we sum an appropriate number of $J^*(b_i, z)$, $b_i \in (1, 4)$ so that $\sum_{i=1}^m b_i = n$.

We compare these methods empirically on a MacBook Pro with 2 GHz Intel Core i7 CPU and 8GB 1333 MHz DDR3 RAM. For a variety of (n, z) pairs, we record the time taken to sample 10,000 $J^*(n, z)$ random variates. Table 1 reports the best method for each (n, z) pair, along with the speed up over the Devroye approach as measured by the ratio of the time taken to draw samples using the Devroye method to the time taken to draw samples using the best method. The Devroye approach works well for $n = 1, 2$ while the alternate method works well for $n = 3, \dots, 10$. The saddlepoint approximation works well for moderate to large n . These general observations do not change drastically across different z , though changing z can change the best sampler for fixed n . Based upon these observations, we may generate a hybrid sampler, which uses the Devroye method when $n = 1, 2$, the alternate method for $n \in (1, 13) \setminus \{1, 2\}$, the saddlepoint method when $13 \leq n \leq 170$, and a normal approximation for $n \geq 170$. The normal approximation is not strictly necessary for large n , but the pre-built routines used to calculate the gamma function break down for $n \geq 170$. In this case, a simple fix is to calculate the mean and variance of the $\text{PG}(n, z)$ distribution using the moment generating function from Fact 3, and then sample from a normal distribution by matching moments. The central limit theorem suggests that this is a reasonable approximation when n is sufficiently large.

References

- O. Barndorff-Nielsen. *Information and Exponential Families*. John Wiley & Sons, 1978.
- O. Barndorff-Nielsen and D. R. Cox. Edgeworth and saddle-point approximations with statistical applications. *Journal of the Royal Statistical Society. Series B (Methodological)*, 41:279–312, 1979.
- P. Biane, J. Pitman, and M. Yor. Probability laws related to the Jacobi theta and Riemann zeta functions, and brownian excursions. *Bulletin of the American Mathematical Society*, 38:435–465, 2001.
- R. W. Butler. *Saddlepoint Approximations with Applications*. Cambridge University Press, 2007.
- R. V. Churchill and J. W. Brown. *Complex Variables and Applications*. McGraw-Hill, 1984.

$n \setminus z$	Best Method						Speed-up over $J^*(1, z)$ sampler					
	0	0.1	0.5	1	2	10	0	0.1	0.5	1	2	10
1	DV	DV	DV	DV	DV	DV	1	1	1	1	1	1
2	DV	DV	AL	AL	AL	AL	1	1	1	1.08	1.08	1.22
3	DV	AL	AL	AL	AL	AL	1	1.26	1.25	1.29	1.64	1.78
4	AL	AL	AL	AL	AL	AL	1.21	1.5	1.58	1.47	1.93	2.75
10	SP	AL	AL	AL	AL	AL	1.34	1.36	1.3	1.35	1.7	2.14
12	SP	SP	SP	AL	AL	AL	1.64	1.54	1.54	1.52	1.94	2.56
14	SP	SP	SP	SP	SP	AL	1.86	1.72	1.77	1.7	1.92	2.26
16	SP	SP	SP	SP	SP	AL	2.06	1.87	2	1.93	2.21	2.57
18	SP	SP	SP	SP	SP	SP	2.27	2.07	2.17	2.15	2.46	2.42
20	SP	SP	SP	SP	SP	SP	2.51	2.25	2.35	2.36	2.69	2.74
30	SP	SP	SP	SP	SP	SP	3.68	3.36	3.57	3.36	3.92	4.05
40	SP	SP	SP	SP	SP	SP	4.68	4.41	4.57	4.48	4.99	5.51
50	SP	SP	SP	SP	SP	SP	5.83	5.16	5.55	5.55	6.11	6.78
100	SP	SP	SP	SP	SP	SP	11.07	10.4	10.66	10.44	12.22	10.45

Table 1: $J^*(n, z)$ benchmarks. For each method and each (n, z) pair the time taken to draw 10,000 samples was recorded and compared. The left portion of the table lists the best method for each (n, z) pair. The methods benchmarked include DV, the method from §3; AL, the method from §4; SP, the method from §5; and GA, an approximate draw using a truncated sum of 200 gamma random variates based upon Fact 3.5. Notice that the truncated sum method never wins. The DV method wins for small n ; the AL method wins for modest n , and the SP method wins for medium and large n . The right hand portion of the table shows the ratio of the time taken to sample each (n, z) pair using DV to the time taken to sample using the best method.

- Z. Ciesielski and S. J. Taylor. First passage times and sojourn density for Brownian motion in space and the exact Hausdorff measure of the sample path. *Trans. Amer. Math. Soc.*, 103:434–450, 1962.
- H. E. Daniels. Saddlepoint approximations in statistics. *Annals of Mathematical Statistics*, 25:631–650, 1954.
- L. Devroye. *Non-uniform random variate generation*. Springer-Verlag, 1986.
- L. Devroye. On exact simulation algorithms for some distributions related to Jacobi theta functions. *Statistics & Probability Letters*, 79:2251–2259, 2009.
- L. Devroye. Random variate generation for the generalized inverse gaussian distribution. Available on Devroye’s website., November 2012. URL <http://luc.devroye.org/devs.html>.
- J. L. Jensen. *Saddlepoint Approximations*. Oxford Science Publications, 1995.
- J. T. Kent. Eigenvalue expansions for diffusion hitting times. *Z. Wahrscheinlichkeitstheorie verw. Gebiete*, 52:309–319, 1980.
- R. Lugannani and S. Rice. Saddle point approximations for the distribution of the sum of independent random variables. *Applied Probability*, 12:475–490, 1980.
- D. McLeish. Simulating random variables using moment generating functions and saddlepoint approximations. Technical report, University of Waterloo, 2010.
- J. Murray. *Asymptotic Analysis*. Clarendon Press, 1974.
- L. L. Pennisi. *Elements of Complex Variables*. Holt, Rinehart and Winston, 1976.
- N. G. Polson, J. G. Scott, and J. Windle. Bayesian inference for logistic models using Pólya-gamma latent variables. accepted to JASA, February 2013. URL <http://arxiv.org/abs/1205.0310>.
- C. P. Robert and G. Casella. *Monte Carlo Statistical Methods*. Springer, 2005.
- K.-I. Sato. *Lévy Processes and Infinitely Divisible Distributions*. Cambridge University Press, 1999.
- J. Windle. *Forecasting High-Dimensional Variance-Covariance Matrices with High-Frequency Data and Sampling Pólya-Gamma Random Variates for Posterior Distributions Derived from Logistic Likelihoods*. PhD thesis, The University of Texas at Austin, 2013.