

Tilt of primordial gravitational wave spectrum in a universe with sterile neutrinos

Yun-He Li,¹ Jing-Fei Zhang,¹ and Xin Zhang^{*1,2,†}

¹*Department of Physics, College of Sciences, Northeastern University, Shenyang 110004, China*

²*Center for High Energy Physics, Peking University, Beijing 100080, China*

In this work, we constrain the spectral index n_t of the primordial gravitational wave power spectrum in a universe with sterile neutrinos by using the Planck temperature data, the WMAP 9-year polarization data, the baryon acoustic oscillation data, and the BICEP2 data. We call this model the Λ CDM+ $r+\nu_s+n_t$ model. The additional massive sterile neutrino species can significantly relieve the tension between the Planck and BICEP2 data, and thus can reduce the possible effects of this tension on the fit results of n_t . To constrain the parameters of sterile neutrino, we also utilize the Hubble constant direct measurement data, the Planck Sunyaev-Zeldovich cluster counts data, the Planck CMB lensing data, and the cosmic shear data. We find that due to the fact that the BICEP2 data are most sensitive to the multipole $\ell \sim 150$ corresponding to $k \sim 0.01 \text{ Mpc}^{-1}$, there exists a strong anticorrelation between n_t and $r_{0.002}$ in the BICEP2 data, and this further results in a strongly blue-tilt spectrum. However, a slightly red-tilt tensor power spectrum is also allowed by the BICEP2 data in the region with larger value of $r_{0.002}$. By using the full data sets, we obtain $m_{\nu_{\text{sterile}}}^{\text{eff}} = 0.48_{-0.13}^{+0.11} \text{ eV}$, $N_{\text{eff}} = 3.73_{-0.37}^{+0.34}$, and $n_t = 0.96_{-0.63}^{+0.48}$ for the Λ CDM+ $r+\nu_s+n_t$ model.

PACS numbers: 98.80.Es, 98.70.Vc, 04.30.-w, 14.60.St

Keywords: Primordial gravitational waves, BICEP2, sterile neutrino, tilt of tensor power spectrum

I. INTRODUCTION

Recently, the BICEP2 Collaboration announced the detection of the primordial gravitational waves (PGWs) with the tensor-to-scalar ratio $r = 0.20_{-0.05}^{+0.07}$ [1]. However, the cosmic microwave background (CMB) temperature anisotropy power spectrum measured by the Planck Collaboration gave $r < 0.11$ at the 95% confidence level (CL) [2], which is in tension with the BICEP2 result. To resolve this tension, the BICEP2 Collaboration considered the running of the scalar spectral index, however, the resulting negative running of order 10^{-2} significantly challenges the usual slow-roll inflation models. In order to avoid this unsatisfactory consequence, more possible mechanisms to relieve this tension need to be explored.

We proposed that this tension could be resolved with the consideration of sterile neutrinos [3, 4] (see also Ref. [5]). In our model, two additional parameters, i.e., the effective number of relativistic species, N_{eff} , and the effective mass of sterile neutrino, $m_{\nu_{\text{sterile}}}^{\text{eff}}$, are added to the seven-parameter base Λ CDM+ r model. We call this model the Λ CDM+ $r+\nu_s$ model. It has been shown that the Λ CDM+ $r+\nu_s$ model successfully yields a large r with Planck data and thus relieves the tension between Planck and BICEP2 [3–5]. Besides, actually, this model can also significantly reduce other tensions between Planck and other astrophysical observations, such as the direct measurement of H_0 , the Sunyaev-Zeldovich (SZ) cluster counts, and the galaxy shear measurement [3–5]. It thus appears that the Λ CDM+ $r+\nu_s$ model has the potential to become a new cosmological concordance model.

For other proposals to produce large B modes, see, e.g., Refs. [6–21].

In previous work [3–5], the consistency relation $n_t = -r/8$ for single-field slow-roll inflation models was assumed. Thus, we actually indicate a slightly red-tilt ($n_t < 0$) spectrum with $n_t = -0.026$ for our best-fit result $r = 0.207$. However, recently, it has been reported that a strongly blue-tilt ($n_t > 0$) spectrum is preferred by the combination of BICEP2 and Planck data, if one takes n_t as a free parameter [22–25]. On the other hand, by using the BICEP2 data only, Ref. [26] obtained a slightly red-tilt spectrum. In this paper, we will study the observational constraints on n_t by using the BICEP2 and Planck data in the model with sterile neutrinos. We call such a model the Λ CDM+ $r+\nu_s+n_t$ model, where the tilt n_t is taken as a free parameter. We will show that our constraint result of n_t is consistent with the results reported in Refs. [22–25] (and is not in conflict with the results in Refs. [26, 27]), i.e., a strongly blue-tilt spectrum is preferred by data, but a slightly red-tilt spectrum is also allowed by the BICEP2 data.

This paper is organized as follows. In Sec. II, we briefly describe the analysis method and observational data. In Sec. III, we present the fit results and discuss them in detail. We give conclusion in Sec. IV.

II. ANALYSIS METHOD AND DATA

We handle the cosmological perturbations and obtain the theoretical scalar and tensor spectra using the public Boltzmann CAMB code¹. To probe the parameter space,

*Corresponding author

†Electronic address: zhangxin@mail.neu.edu.cn

¹ <http://camb.info/>

we use the numerical package `CosmoMC`² that is based on a Markov Chain Monte Carlo (MCMC) technique. The free parameter vector in the $\Lambda\text{CDM}+r+\nu_s+n_t$ model is: $\{\omega_b, \omega_c, 100\theta_{\text{MC}}, \tau, n_s, \ln(10^{10}A_s), r_{0.002}, n_t, m_{\nu, \text{sterile}}^{\text{eff}}, N_{\text{eff}}\}$, where $\omega_b \equiv \Omega_b h^2$ and $\omega_c \equiv \Omega_c h^2$ denote the present-day baryon and cold dark matter densities, respectively, θ_{MC} is the approximation to the ratio of sound horizon to angular-diameter distance to last-scattering surface, τ is the Thomson scattering optical depth due to reionization, and n_s and A_s are the spectral index and amplitude of the primordial curvature perturbations, respectively. We use the pivot scale $k_0 = 0.002 \text{ Mpc}^{-1}$.

For the observations, we use the following data sets. **Planck+WP**: the CMB temperature power spectrum data from Planck [2], in conjunction with the polarization power spectrum data from 9-year WMAP [28]. **BAO**: the latest measurement of the cosmic distance scale from the Data Release 11 (DR11) galaxy sample of the Baryon Oscillation Spectroscopic Survey (BOSS), $D_V(0.32)(r_{d,\text{fid}}/r_d) = (1264 \pm 25) \text{ Mpc}$ and $D_V(0.57)(r_{d,\text{fid}}/r_d) = (2056 \pm 20) \text{ Mpc}$, with $r_{d,\text{fid}} = 149.28 \text{ Mpc}$ [29]. **BICEP2**: the CMB angular power spectra (TT, TE, EE, and BB) data from BICEP2 [1]. **H_0** : the direct measurement of the Hubble constant in the Hubble Space Telescope observations, $H_0 = (73.8 \pm 2.4) \text{ km s}^{-1} \text{ Mpc}^{-1}$ [30]. **SZ**: the combination of σ_8 and Ω_m given by the counts of rich clusters of galaxies from the sample of Planck thermal Sunyaev-Zeldovich (SZ) clusters, $\sigma_8(\Omega_m/0.27)^{0.3} = 0.78 \pm 0.01$ [31]. **Lensing**: the CMB lensing power spectrum $C_\ell^{\phi\phi}$ from Planck [32], and also the combination of σ_8 and Ω_m given by the cosmic shear data of the weak lensing from the CFHTLenS survey, $\sigma_8(\Omega_m/0.27)^{0.46} = 0.774 \pm 0.040$ [33].

In our work, we will use different data combinations to constrain the $\Lambda\text{CDM}+r+\nu_s+n_t$ model. The Planck+WP+BAO combination is used as a basic data combination since in any case there is no tension between Planck and BAO. We also use the BICEP2 data in conjunction with the Planck+WP+BAO data to constrain n_t . To constrain the sterile neutrino parameters, we add the H_0 +SZ+Lensing data into our analysis. Besides, we also use the BICEP2 data only to constrain $r_{0.002}$ and n_t for comparison.

III. RESULTS AND DISCUSSION

Running eight chains with $R - 1 < 0.05$ achieved for each data combinations, we obtain the fit results in the $\Lambda\text{CDM}+r+\nu_s+n_t$ model.

In Fig. 1, we show the marginalized posterior distribution contours in the n_s - $r_{0.002}$ plane by using the Planck+WP+BAO (left) and the Planck+WP+BAO+BICEP2 (right) data combinations.

The points are color-coded according to the values of n_t . From the left panel, one can see that the value of $r_{0.002}$ is amplified in the model with sterile neutrinos by using the Planck+WP+BAO, and so the tension between Planck and BICEP2 is alleviated. Nevertheless, compared to the case with the consistency relation (see Fig. 1 of Ref. [3]), we find that once n_t is free the upper limit of $r_{0.002}$ decreases evidently. One can therefore find from the right panel that $r = 0$ cannot be excluded in the current case (with free n_t). Also, comparing the results of these two panels, we find that the n_t behaves rather differently. For example, both the red and blue tilts of PGWs spectrum can be found within the 2σ contour in the left panel, while once the BICEP2 data are used (right panel), n_t is strongly preferred to be blue and inversely correlates with $r_{0.002}$. Other researchers [25, 27] suggest that such a strongly blue-tilt spectrum is the compromise result of the tension between the Planck and BICEP2 data. However, we will show that this strongly blue-tilt spectrum is actually induced by the BICEP2 data themselves.

In Fig. 2, we plot the constraint results in the n_t - $r_{0.002}$ plane by using different data combinations. We notice that the strong anticorrelation between n_t and $r_{0.002}$ actually comes from the BICEP2 data (see the green contours). This strong anticorrelation between n_t and $r_{0.002}$ in the BICEP2 data can be easily understood. Since the BICEP2 data are most sensitive to multipole $\ell \sim 150$ corresponding to $k \sim 0.01 \text{ Mpc}^{-1}$, if we fix $r_{0.01} = 0.2$, then we immediately obtain $r_{0.002} = 0.2 \left(\frac{k=0.002}{k=0.01} \right)^{n_t}$. We show this function by a black dashed line in Fig. 2. Clearly, this curve is highly consistent with the fit result by using the BICEP2 data only. Now the strong blue-tilt spectrum can be explained as the result that a small value of $r_{0.002}$ cannot be excluded by the BICEP2 data in the case of a free n_t . We also test the consistency relation $n_t = -r/8$ (denoted by a black dotted line) in Fig. 2. Using the BICEP2 data only (green contours), we find that a red-tilt spectrum is also preferred in the region with larger $r_{0.002}$. However, once the Planck data are added (magenta and blue contours) in the analysis, the region with a red-tilt spectrum is significantly narrowed. This is due to the fact that the Planck data prefer a small $r_{0.002}$ in the case of free n_t .

Finally, we summarize all the important fit results for the $\Lambda\text{CDM}+r+\nu_s+n_t$ model in Table I and Fig. 3. By using the Planck+WP+BAO+BICEP2 data combination, we obtain $m_{\nu, \text{sterile}}^{\text{eff}} < 0.46 \text{ eV}$ (95% CL), $N_{\text{eff}} = 3.73_{-0.39}^{+0.32}$, $r_{0.002} < 0.154$ (95% CL), and $n_t = 1.06_{-0.64}^{+0.53}$. The mass of sterile neutrino cannot be well constrained in this case. After adding H_0 , SZ, and Lensing data, we get tight constraint results for sterile neutrino: $m_{\nu, \text{sterile}}^{\text{eff}} = 0.48_{-0.13}^{+0.11} \text{ eV}$ and $N_{\text{eff}} = 3.73_{-0.37}^{+0.34}$. We also obtain $r_{0.002} < 0.172$ (95% CL) and $n_t = 0.96_{-0.63}^{+0.48}$ by using the full data combination.

² <http://cosmologist.info/cosmomc/>

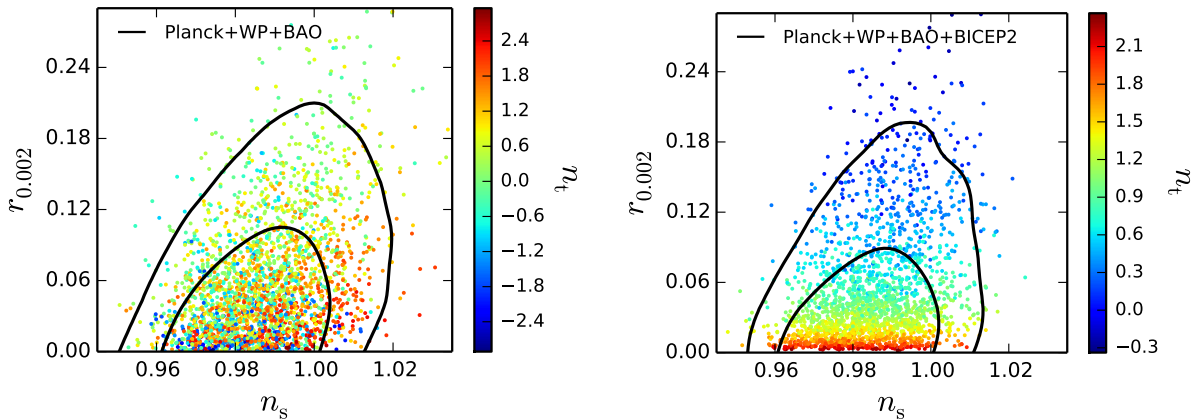


FIG. 1: Constraint results in the n_s - $r_{0.002}$ plane for the Λ CDM+ r + ν_s + n_t model by using the Planck+WP+BAO (left panel) and the Planck+WP+BAO+BICEP2 (right panel) data. Points are color-coded according to the values of n_t .

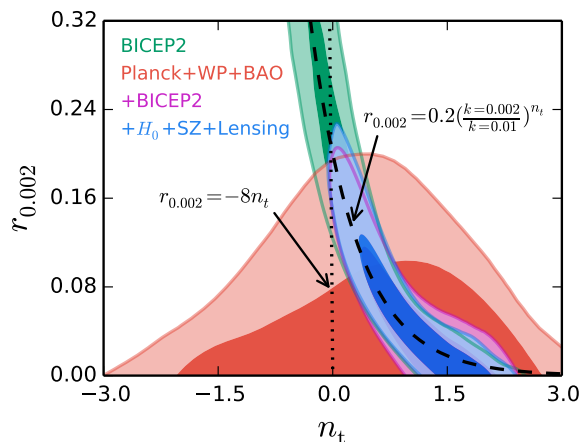


FIG. 2: Constraint results in the n_t - $r_{0.002}$ plane for the Λ CDM+ r + ν_s + n_t model by using different data combinations. The black dashed line is plotted for the function $r_{0.002} = 0.2 \left(\frac{k=0.002}{k=0.01} \right)^{n_t}$. The black dotted line denotes the consistency relation $r_{0.002} = -8n_t$.

TABLE I: Fit results for the Λ CDM+ r + ν_s + n_t model. We quote $\pm 1\sigma$ errors, but for the parameters that cannot be well constrained, we quote the 95% CL upper limits.

Parameters	Planck+WP+BAO+BICEP2		+ H_0 +SZ+Lensing	
	Best fit	68% limits	Best fit	68% limits
Ω_b	0.02229	$0.02247^{+0.00029}_{-0.00030}$	0.02282	0.02274 ± 0.00029
Ω_c	0.1235	$0.1278^{+0.0054}_{-0.0061}$	0.121	$0.1238^{+0.0052}_{-0.0054}$
$100\theta_{MC}$	1.04074	$1.04046^{+0.00073}_{-0.00074}$	1.0407	$1.04082^{+0.00077}_{-0.00076}$
τ	0.096	$0.098^{+0.013}_{-0.015}$	0.108	$0.107^{+0.015}_{-0.017}$
$m_{\nu,sterile}^{eff}$	0.00	< 0.46	0.42	$0.48^{+0.11}_{-0.13}$
N_{eff}	3.45	$3.73^{+0.32}_{-0.39}$	3.56	$3.73^{+0.34}_{-0.37}$
n_s	0.973	0.986 ± 0.012	0.989	$0.990^{+0.014}_{-0.012}$
n_t	1.25	$1.06^{+0.53}_{-0.64}$	1.44	$0.96^{+0.48}_{-0.63}$
$\ln(10^{10} A_s)$	3.196	3.169 ± 0.034	3.165	$3.166^{+0.032}_{-0.031}$
$r_{0.002}$	0.028	< 0.154	0.020	< 0.172
Ω_Λ	0.6925	$0.6957^{+0.0094}_{-0.0096}$	0.6964	0.6945 ± 0.0088
Ω_m	0.3075	$0.3043^{+0.0096}_{-0.0094}$	0.3036	0.3055 ± 0.0088
σ_8	0.807	$0.817^{+0.036}_{-0.030}$	0.76	0.758 ± 0.012
H_0	69.4	$70.9^{+1.7}_{-2.1}$	70.1	$70.6^{+1.4}_{-1.8}$
$-\ln \mathcal{L}_{max}$	4922.02		4930.77	

IV. CONCLUSIONS

In this paper, we have studied the observational constraints on the tilt n_t of the PGWs power spectrum in the model with sterile neutrinos by using the Planck+WP, BAO and BICEP2 data. We call such a model the Λ CDM+ r + ν_s + n_t model. To constrain the parameters of the sterile neutrino species, we also used the H_0 , SZ, and Lensing data in this work. We found that there exists a strong anticorrelation between n_t and $r_{0.002}$ in the BICEP2 data. After a careful analysis, we found that this strong anticorrelation comes from the fact that the BICEP2 data are sensitive to multipole $\ell \sim 150$ corresponding to $k \sim 0.01 \text{ Mpc}^{-1}$. Furthermore, due to the anticorrelation between n_t and $r_{0.002}$ in the BICEP2 data, a strong blue-tilt spectrum is preferred, since a small value of $r_{0.002}$ cannot be excluded by the BICEP2 data in the case of a free n_t . We also tested the consistency relation $n_t = -r/8$ in this analysis. We found that although a strongly blue-tilt spectrum is preferred by the BICEP2 data, a slightly red-tilt spectrum is also allowed in the region with larger value of $r_{0.002}$. However, since a small $r_{0.002}$ is preferred by the Planck data in the case of free n_t , the region with a red-tilt spectrum is significantly narrowed, once the Planck data are added. For the Λ CDM+ r + ν_s + n_t model, the combination of the full data sets gives $m_{\nu,sterile}^{eff} = 0.48^{+0.11}_{-0.13} \text{ eV}$, $N_{eff} = 3.73^{+0.34}_{-0.37}$, $r_{0.002} < 0.172$ (95% CL), and $n_t = 0.96^{+0.48}_{-0.63}$.

Acknowledgments

We acknowledge the use of CosmoMC. This work was supported by the National Natural Science Foundation of China (Grant No. 11175042) and the National Ministry of Education of China (Grant No. N120505003).

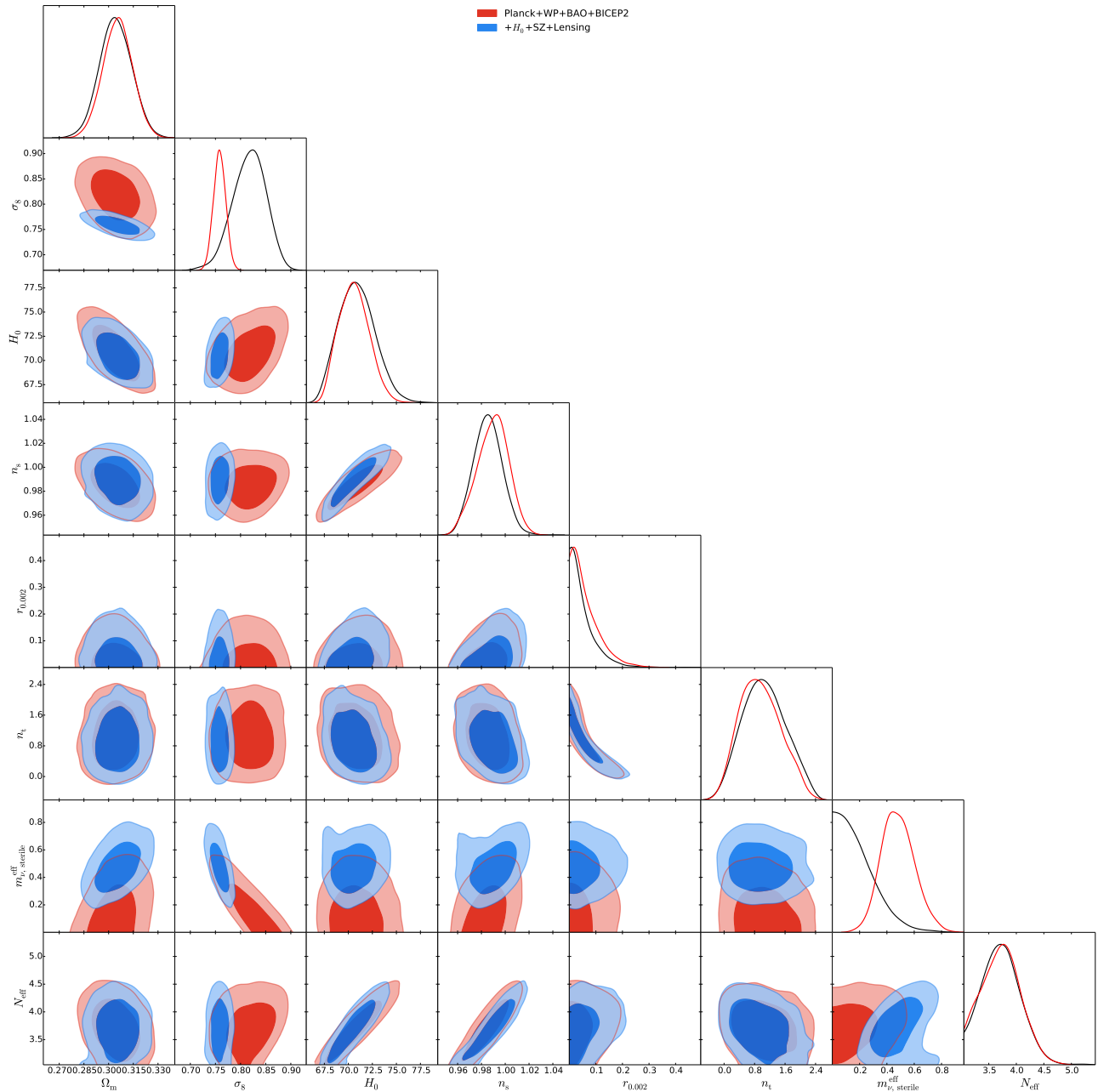


FIG. 3: Cosmological constraints on the $\Lambda\text{CDM}+r+\nu_s+n_t$ model by using the Planck+WP+BAO+BICEP2 data and the Planck+WP+BAO+BICEP2+ H_0 +SZ+Lensing data.

-
- [1] P. A. R. Ade *et al.* [BICEP2 Collaboration], “BICEP2 I: Detection Of B-mode Polarization at Degree Angular Scales,” arXiv:1403.3985 [astro-ph.CO].
- [2] P. A. R. Ade *et al.* [Planck Collaboration], “Planck 2013 results. XVI. Cosmological parameters,” arXiv:1303.5076 [astro-ph.CO].
- [3] J. -F. Zhang, Y. -H. Li and X. Zhang, “Sterile neutrinos help reconcile the observational results of primordial gravitational waves from Planck and BICEP2,” arXiv:1403.7028 [astro-ph.CO].
- [4] J. -F. Zhang, Y. -H. Li and X. Zhang, “Cosmological constraints on neutrinos after BICEP2,” arXiv:1404.3598 [astro-ph.CO].
- [5] C. Dvorkin, M. Wyman, D. H. Rudd and W. Hu, “Neutrinos help reconcile Planck measurements with both Early and Local Universe,” arXiv:1403.8049 [astro-ph.CO].
- [6] H. Liu, P. Mertsch and S. Sarkar, “Fingerprints of

- Galactic Loop I on the Cosmic Microwave Background,” arXiv:1404.1899 [astro-ph.CO].
- [7] K. Harigaya and T. T. Yanagida, “Discovery of Large Scale Tensor Mode and Chaotic Inflation in Supergravity,” arXiv:1403.4729 [hep-ph].
- [8] K. Nakayama and F. Takahashi, “Higgs Chaotic Inflation and the Primordial B-mode Polarization Discovered by BICEP2,” arXiv:1403.4132 [hep-ph].
- [9] R. H. Brandenberger, A. Nayeri and S. P. Patil, “Closed String Thermodynamics and a Blue Tensor Spectrum,” arXiv:1403.4927 [astro-ph.CO].
- [10] C. R. Contaldi, M. Peloso and L. Sorbo, “Suppressing the impact of a high tensor-to-scalar ratio on the temperature anisotropies,” arXiv:1403.4596 [astro-ph.CO].
- [11] V. c. Miranda, W. Hu and P. Adshead, “Steps to Reconcile Inflationary Tensor and Scalar Spectra,” arXiv:1403.5231 [astro-ph.CO].
- [12] M. Gerbino, A. Marchini, L. Pagano, L. Salvati, E. Di Valentino and A. Melchiorri, “Blue Gravity Waves from BICEP2 ?,” arXiv:1403.5732 [astro-ph.CO].
- [13] J. McDonald, “Negative Running of the Spectral Index, Hemispherical Asymmetry and Consistency of Planck with BICEP2,” arXiv:1403.6650 [astro-ph.CO].
- [14] A. Kehagias and A. Riotto, “Remarks about the Tensor Mode Detection by the BICEP2 Collaboration and the Super-Planckian Excursions of the Inflaton Field,” arXiv:1403.4811 [astro-ph.CO].
- [15] D. H. Lyth, “BICEP2, the curvature perturbation and supersymmetry,” arXiv:1403.7323 [hep-ph].
- [16] C. Bonvin, R. Durrer and R. Maartens, “Can primordial magnetic fields be the origin of the BICEP2 data?,” arXiv:1403.6768 [astro-ph.CO].
- [17] J. Lizarraga, J. Urrestilla, D. Daverio, M. Hindmarsh, M. Kunz and A. R. Liddle, “Can topological defects mimic the BICEP2 B-mode signal?,” arXiv:1403.4924 [astro-ph.CO].
- [18] A. Moss and L. Pogosian, “Did BICEP2 see vector modes? First B-mode constraints on cosmic defects,” arXiv:1403.6105 [astro-ph.CO].
- [19] J. Chluba, L. Dai, D. Jeong, M. Kamionkowski and A. Yoho, “Linking the BICEP2 result and the hemispherical power asymmetry through spatial variation of r ,” arXiv:1404.2798 [astro-ph.CO].
- [20] Y. -F. Cai and Y. Wang, “Testing quantum gravity effects with latest CMB observations,” arXiv:1404.6672 [astro-ph.CO].
- [21] M. Li, “Generating scale-invariant tensor perturbations in the non-inflationary universe,” arXiv:1405.0211 [hep-th].
- [22] Y. Wang and W. Xue, “Inflation and Alternatives with Blue Tensor Spectra,” arXiv:1403.5817 [astro-ph.CO].
- [23] F. Wu, Y. Li, Y. Lu and X. Chen, “Cosmological parameter fittings with the BICEP2 data,” arXiv:1403.6462 [astro-ph.CO].
- [24] H. Li, J. -Q. Xia and X. Zhang, “Global fitting analysis on cosmological models after BICEP2,” arXiv:1404.0238 [astro-ph.CO].
- [25] B. Hu, J. -W. Hu, Z. -K. Guo and R. -G. Cai, “Reconstruction of the primordial power spectra with Planck and BICEP2,” arXiv:1404.3690 [astro-ph.CO].
- [26] C. Cheng and Q. -G. Huang, “The Tilt of Primordial Gravitational Waves Spectra from BICEP2,” arXiv:1403.5463 [astro-ph.CO].
- [27] C. Cheng and Q. -G. Huang, “Constraints on the cosmological parameters from BICEP2, Planck and WMAP,” arXiv:1403.7173 [astro-ph.CO].
- [28] G. Hinshaw *et al.* [WMAP Collaboration], “Nine-Year Wilkinson Microwave Anisotropy Probe (WMAP) Observations: Cosmological Parameter Results,” *Astrophys. J. Suppl.* **208**, 19 (2013) [arXiv:1212.5226 [astro-ph.CO]].
- [29] L. Anderson *et al.* [BOSS Collaboration], “The clustering of galaxies in the SDSS-III Baryon Oscillation Spectroscopic Survey: Baryon Acoustic Oscillations in the Data Release 10 and 11 galaxy samples,” arXiv:1312.4877 [astro-ph.CO].
- [30] A. G. Riess, L. Macri, S. Casertano, H. Lampeitl, H. C. Ferguson, A. V. Filippenko, S. W. Jha and W. Li *et al.*, “A 3% Solution: Determination of the Hubble Constant with the Hubble Space Telescope and Wide Field Camera 3,” *Astrophys. J.* **730**, 119 (2011) [Erratum-ibid. **732**, 129 (2011)] [arXiv:1103.2976 [astro-ph.CO]].
- [31] P. A. R. Ade *et al.* [Planck Collaboration], “Planck 2013 results. XX. Cosmology from Sunyaev-Zeldovich cluster counts,” arXiv:1303.5080 [astro-ph.CO].
- [32] P. A. R. Ade *et al.* [Planck Collaboration], “Planck 2013 results. XVII. Gravitational lensing by large-scale structure,” arXiv:1303.5077 [astro-ph.CO].
- [33] J. Benjamin, L. Van Waerbeke, C. Heymans, M. Kilbinger, T. Erben, H. Hildebrandt, H. Hoekstra and T. D. Kitching *et al.*, “CFHTLenS tomographic weak lensing: Quantifying accurate redshift distributions,” arXiv:1212.3327 [astro-ph.CO].