

Boltzmann type control of opinion consensus through leaders

G. Albi ^{*1}, L. Pareschi ^{†1}, and M. Zanella ^{‡1}

¹University of Ferrara, Department of Mathematics and Computer Science, Via Machiavelli 35, I-44121 Ferrara, ITALY

September 4, 2018

Abstract

The study of formations and dynamics of opinions leading to the so called opinion consensus is one of the most important areas in mathematical modeling of social sciences. Following the Boltzmann type control recently introduced in [1], we consider a group of opinion leaders which modify their strategy accordingly to an objective functional with the aim to achieve opinion consensus. The main feature of the Boltzmann type control is that, thanks to an instantaneous binary control formulation, it permits to embed the minimization of the cost functional into the microscopic leaders interactions of the corresponding Boltzmann equation. The related Fokker-Planck asymptotic limits are also derived which allow to give explicit expressions of stationary solutions. The results demonstrate the validity of the Boltzmann type control approach and the capability of the leaders control to strategically lead the followers opinion.

1 Introduction

Mean-field games and mean-field type control theory has raised a lot of interest in the recent years (see for example [6, 10, 15, 18, 27] and the references therein). The general setting consists in a control problem involving a very large number of agents where both the evolution of the state and the objective functional of each agent are influenced by the collective behaviour of all other agents. Typical examples in socio-economical sciences, biology and engineering are represented by the problems of persuading voters to vote for a specific candidate, influencing buyers towards a given good or asset, forcing human crowds or group of animals to follow a specific path or to reach a desired zone, or optimizing the traffic flow in road networks and supply chains[3, 4, 10, 8, 12, 16, 25, 24, 29, 30].

*giacomo.albi@unife.it

†lorenzo.pareschi@unife.it

‡mattia.zanella@unife.it

In this paper we focus on control problems where the collective behaviour corresponds to the formation process of opinion consensus[5, 9, 20, 32, 36, 37, 23, 34]. In particular, we consider models where the control strategy is based on hierarchical leadership. This hierarchical leadership concept is discussed in [16], where a population of leaders is considered giving rise to aggregate opinions and convergence towards specific patterns. Opinion dynamics in presence of different populations has been previously introduced in [7, 38, 40]. We mention here that control through leaders in self-organized flocking systems has been studied in [3, 8].

We introduce a hierarchical opinion formation dynamics where the leaders aim at controlling the followers through a suitable cost function which characterizes the leaders strategy in trying to influence the followers opinion. Based on this microscopic model, we develop a Boltzmann type optimal control approach following the ideas recently presented in [1]. The approach is closely related to model predictive and instantaneous control techniques[31, 11, 22, 13]. We derive an explicit controller for the leader dynamic using an instantaneous binary control framework on the microscopic level and, similarly to the mean field control, study the related kinetic description for large number of agents. Thanks to this formulation, the minimization of the cost functional is embedded into the microscopic leaders interactions of the corresponding Boltzmann equation.

The rest of the manuscript is organized as follows. First in Section 2 we introduce the microscopic model of the leader strategy in the leader-follower interactions and derive the corresponding Boltzmann type control formulation. The main properties of the kinetic model are studied in Section 3, in particular we show that that the leaders control strategy may lead the followers opinion towards the desired state. Explicit asymptotic opinion distributions are computed in Section 4 using an approximated Fokker-Planck description derived in the so-called quasi invariant opinion limit. Several numerical results confirm the theoretical analysis in Section 5.

2 Microscopic models of opinion control through leaders

A rather common assumption in opinion formations is that interactions are formed mainly by binary exchange of informations, see for example [9, 21, 35, 37]. Similar to [16] we are interested in the opinion formation process of a followers' population steered by the action of a leaders' group. The major novelty here is that the leaders' behaviour is driven by a suitable control strategy based on the interplay between the desire to force followers towards a given state and the necessity to keep a position close the the mean opinion of the followers in order to influence them. In the following we first generalize the approach of [1] starting from a differential system describing the evolution of the two populations of leaders and followers. In the second part we present a binary interaction model for the same dynamic showing how the two descriptions are related.

Microscopic modeling

We assume to have two populations, one of followers and one of leaders. Each follower is mutually influenced by the other followers and by the leaders, whose target is to steer the followers' opinion to a desired configuration of consensus following some prescribed strategy. We consider the evolution of a population of N_L leaders and N_F followers, with opinions $w_i, \tilde{w}_k \in I = [-1, 1]$, for $i = 1, \dots, N_F$ and $k = 1, \dots, N_L$, evolving according to

$$\dot{w}_i = \frac{1}{N_F} \sum_{j=1}^{N_F} P(w_i, w_j) (w_j - w_i) + \frac{1}{N_L} \sum_{h=1}^{N_L} S(w_i, \tilde{w}_h) (\tilde{w}_h - w_i), \quad w_i(0) = w_{i,0}, \quad (2.1)$$

$$\dot{\tilde{w}}_k = \frac{1}{N_L} \sum_{h=1}^{N_L} R(\tilde{w}_k, \tilde{w}_h) (\tilde{w}_h - \tilde{w}_k) + u, \quad \tilde{w}_k(0) = \tilde{w}_{k,0}, \quad (2.2)$$

where $P(\cdot, \cdot), S(\cdot, \cdot)$ and $R(\cdot, \cdot)$ are given *compromise functions*, typically taking values in $[0, 1]$, measuring the relative importance of the interacting agent in the consensus dynamic. The control term u characterizes the strategy of the leaders, and is given by the solution of the following optimal control problem

$$u = \operatorname{argmin} \{J(u, \underline{w}, \underline{\tilde{w}})\}, \quad (2.3)$$

where

$$J(u, \underline{w}, \underline{\tilde{w}}) = \frac{1}{2} \int_0^T \left\{ \frac{\psi}{N_L} \sum_{h=1}^{N_L} (\tilde{w}_h - w_d)^2 + \frac{\mu}{N_L} \sum_{h=1}^{N_L} (\tilde{w}_h - m_F)^2 \right\} ds + \int_0^T \frac{\nu}{2} u^2 ds. \quad (2.4)$$

In the latter equation \underline{w} and $\underline{\tilde{w}}$ are the vectors with the followers and leaders opinions, T represents the final time horizon, w_d is the desired opinion and m_F is the average opinion of the followers group at time $t \geq 0$ defined as

$$m_F = \frac{1}{N_F} \sum_{j=1}^{N_F} w_j.$$

The parameter $\nu > 0$, as usual, is a regularization term representing the importance of the control u in the overall dynamic. More precisely, ν penalizes the action of the control u in such a way that for large values of ν the control action vanishes and viceversa.

The problem may also be formulated as constrained minimization problem for $u^n, \underline{w}^n, \underline{\tilde{w}}^n$ in the form

$$\begin{aligned} & \min J(u^n, \underline{w}^n, \underline{\tilde{w}}^n) \\ & \text{subject to } (2.1) - (2.2). \end{aligned} \quad (2.5)$$

In general the solution of this problems is a difficult task, in particular for nonlinear constraints and non convex functional. In the following we assume sufficient regularity on the constraints of (2.5), in such a way that the minimizer fulfills the necessary first order optimality conditions. We refer to [28] for a detailed discussion of necessary and sufficient optimality conditions.

Thus the control strategy of the leaders' population is based on an interplay of two behaviours weighted by the nonnegative constants ψ and μ such that $\psi + \mu = 1$. On one hand they aim at minimizing the distance with respect to the desired state w_d (*radical behaviour*) and on the other hand they aim at minimizing the distance with respect to the followers' mean opinion (*populistic behaviour*). Therefore, the leaders influence the followers opinion interacting through the function $S(\cdot, \cdot)$ and the followers influence the leaders strategy through their mean opinion in the cost functional (2.4).

The above optimization problem is approximated using the Boltzmann type optimal control approach recently presented in [1] which corresponds to a binary model predictive control of (2.1)-(2.3) in the case of a very large number of agents [31, 11].

Instantaneous binary control

The main idea is to avoid the solution of the dynamic on the whole time interval and to consider a closed-loop strategy for the opinion model in the case of binary interactions. Hence, we split the time interval $[0, T]$ in M time intervals of length Δt and let $t^n = \Delta t n$ and solve sequentially the optimal control problem in each time interval. This approach is related to the receding horizon strategy, or instantaneous control in the engineering literature, which allows to express the control as a feedback of the state variables. In general, with respect to the associated optimal control problem (2.1)-(2.3) this technique furnishes a suboptimal solution. Rigorous results on the properties of u for a constrained quadratic cost functional are discussed, for example, in [31, 11].

More precisely, we approximate both (2.1) and (2.2) by the following discretized binary dynamics

$$\begin{cases} w_i^{n+1} = w_i^n + \alpha P(w_i^n, w_j^n)(w_j^n - w_i^n) + \alpha S(w_i^n, \tilde{w}_l^n)(\tilde{w}_l^n - w_i^n) \\ w_j^{n+1} = w_j^n + \alpha P(w_j^n, w_i^n)(w_i^n - w_j^n) + \alpha S(w_j^n, \tilde{w}_l^n)(\tilde{w}_l^n - w_j^n) \end{cases} \quad (2.6)$$

$$\begin{cases} \tilde{w}_k^{n+1} = \tilde{w}_k^n + \alpha R(\tilde{w}_k^n, \tilde{w}_h^n)(\tilde{w}_h^n - \tilde{w}_k^n) + 2\alpha u^n \\ \tilde{w}_h^{n+1} = \tilde{w}_h^n + \alpha R(\tilde{w}_h^n, \tilde{w}_k^n)(\tilde{w}_k^n - \tilde{w}_h^n) + 2\alpha u^n \end{cases} \quad (2.7)$$

where $\alpha = \Delta t/2$, i and j are the indexes of the two interacting followers, l the index of an arbitrary leader, h and k the indexes of the two interacting leaders. The control variable u is given by the solution of the following optimization problem

$$u^n = \operatorname{argmin} \{J(u^n, \underline{w}^n, \underline{\tilde{w}}^n)\} \quad (2.8)$$

$$J(u^n, \underline{w}^n, \underline{\tilde{w}}^n) = \alpha \left(\frac{\psi}{2} \sum_{p=\{k,h\}} (\tilde{w}_p^n - w_d)^2 + \frac{\mu}{2} \sum_{p=\{k,h\}} (\tilde{w}_p^n - m_F^n)^2 + \nu (u^n)^2 \right). \quad (2.9)$$

In order to solve the minimization problem introduced in (2.8), we can proceed as in [1] using a standard Lagrange multipliers approach to compute explicitly u^n . In this way we obtain the feedback control

$$2\alpha u^n = - \sum_{p=\{k,h\}} \frac{2\alpha^2}{\nu} [\psi(\tilde{w}_p^{n+1} - w_d) + \mu(\tilde{w}_p^{n+1} - m_F^{n+1})]. \quad (2.10)$$

Note that since the feedback control u^n in (2.10) depends on the post interaction opinion the constrained binary interaction (2.7) is implicitly defined but it can be easily inverted. The explicit version of the control reads

$$2\alpha u^n = - \sum_{p=\{k,h\}} \frac{\beta}{2} [\psi(\tilde{w}_p^n - w_d) + \mu(\tilde{w}_p^n - m_F^n)] - \frac{\alpha\beta}{2} (R(\tilde{w}_k^n, \tilde{w}_h^n) - R(\tilde{w}_h^n, \tilde{w}_k^n))(\tilde{w}_h^n - \tilde{w}_k^n), \quad (2.11)$$

where we further approximated m_F^{n+1} with m_F^n to have a fully explicit expression and introduced the parameter β defined as

$$\beta = \frac{4\alpha^2}{\nu + 4\alpha^2}. \quad (2.12)$$

3 Boltzmann type control

In this section, we consider a Boltzmann dynamic corresponding to the above instantaneous control formulation. In order to derive a kinetic equation we introduce a density distribution of followers $f_F(w, t)$ and leaders $f_L(\tilde{w}, t)$ depending on the opinion variables $w, \tilde{w} \in I$ and time $t \geq 0$. It is assumed that the followers density is normalized to 1, that is

$$\int_I f_F(w, t) dw = 1,$$

whereas

$$\int_I f_L(\tilde{w}, t) d\tilde{w} = \rho \leq 1.$$

The kinetic model can be derived by considering the change in time of $f_F(w, t)$ and $f_L(\tilde{w}, t)$ depending on the interactions with the other individuals and the leaders strategy. This change depends on the balance between the gain and loss due to the binary interactions.

Binary constrained interactions dynamic

Let us consider the pairwise opinions (w, v) and (\tilde{w}, \tilde{v}) , respectively of two followers and two leaders, the corresponding post interaction opinions are computed according with three dynamics, the interaction between two followers, the interaction between follower and leader and finally between two leaders.

The post-interaction opinions $(\tilde{w}^*, \tilde{v}^*)$ of two leaders are given by

$$\begin{cases} \tilde{w}^* = \tilde{w} + \alpha R(\tilde{w}, \tilde{v})(\tilde{v} - \tilde{w}) + 2\alpha u + \tilde{\theta}_1 \tilde{D}(\tilde{w}) \\ \tilde{v}^* = \tilde{v} + \alpha R(\tilde{v}, \tilde{w})(\tilde{w} - \tilde{v}) + 2\alpha u + \tilde{\theta}_2 \tilde{D}(\tilde{v}), \end{cases} \quad (3.1)$$

where the feedback control is defined as

$$\begin{aligned} 2\alpha u = & -\frac{\beta}{2} [\psi((\tilde{w} - w_d) + (\tilde{v} - w_d)) + \mu((\tilde{w} - m_F) + (\tilde{v} - m_F))] \\ & - \frac{\alpha\beta}{2} (R(\tilde{w}, \tilde{v}) - R(\tilde{v}, \tilde{w}))(\tilde{v} - \tilde{w}), \end{aligned} \quad (3.2)$$

and

$$m_F(t) = \int_I f_F(w, t) w \, dw. \quad (3.3)$$

Note that the control term is now embedded into the binary interaction and that we considered an additional noise component such that the diffusion variables $\tilde{\theta}_1, \tilde{\theta}_2$ are realizations of a random variable with zero mean and finite variance $\tilde{\sigma}^2$. Moreover the noise influence is weighted by the function $\tilde{D}(\cdot)$, representing the local relevance of diffusion for a given opinion, and such that $0 \leq \tilde{D}(\cdot) \leq 1$.

We assume that the opinions (w^*, v^*) in the follower-follower interactions are derived according to

$$\begin{cases} w^* = w + \alpha P(w, v)(v - w) + \theta_1 D(w), \\ v^* = v + \alpha P(v, w)(w - v) + \theta_2 D(v), \end{cases} \quad (3.4)$$

where the diffusion variables θ_1, θ_2 are again realizations of a random variable with zero mean, finite variance σ^2 and $0 \leq D(\cdot) \leq 1$. Finally the leader-follower interaction is described for every agents from the leaders \tilde{O} group, thus in general we have

$$\begin{cases} w^{**} = w + \alpha S(w, \tilde{v})(\tilde{v} - w) + \hat{\theta} \hat{D}(w) \\ \tilde{v}^{**} = \tilde{v} \end{cases} \quad (3.5)$$

where similar to the previous dynamic, $\hat{\theta}$ is a random variable with zero mean and finite variance $\hat{\sigma}^2$ and $0 \leq \hat{D}(\cdot) \leq 1$

Since we are dealing with a kinetic problem in which the variable belongs to a bounded domain, namely $I = [-1, 1]$, we must deal with additional mathematical difficulties in the

definition of agents interactions. In fact, it is essential to consider only interactions that do not produce values outside the finite interval.

For the leaders' interaction if we consider the constrained binary interactions system (3.1)-(3.2), without diffusion we obtain that $|\tilde{w}^* - \tilde{v}^*|$ is a contraction if $\alpha \leq 1/2$

$$|\tilde{w}^* - \tilde{v}^*| = |(\tilde{w} - \tilde{v}) - \alpha(\tilde{w} - \tilde{v})(R(\tilde{w}, \tilde{v}) + R(\tilde{v}, \tilde{w}))| \leq |1 - 2\alpha||\tilde{w} - \tilde{v}|.$$

The following proposition gives sufficient conditions to preserve the bounds for the leaders \tilde{O} interactions (3.1).

Proposition 3.1. *Let r, d_+ and d_- be defined as follows*

$$r = \min_{\tilde{v}, \tilde{w} \in I} [R(\tilde{v}, \tilde{w})], \quad d_{\pm} = \min_{\tilde{w} \in I} \left[\frac{1 \mp \tilde{w}}{\tilde{D}(\tilde{w})}, \tilde{D}(\tilde{w}) \neq 0 \right]. \quad (3.6)$$

If $\tilde{v}, \tilde{w} \in I$ then $\tilde{v}^, \tilde{w}^* \in I$ if the following conditions hold*

$$\alpha r \geq \frac{\beta}{2}, \quad d_- \left(1 - \frac{\beta}{2}\right) \leq \tilde{\theta}_i \leq d_+ \left(1 - \frac{\beta}{2}\right), \quad i = 1, 2. \quad (3.7)$$

The proof follows by the same arguments used in [1, 16] and we omit the details. On the other hand from the definition of binary interaction between followers (3.4), in absence of diffusion, the boundaries are never violated. Indeed since $|w| \leq 1$ it follows that $|v - w| \leq 1$ and being $0 \leq P(\cdot, \cdot) \leq 1$ it is easily seen that $w^*, v^* \in I$.

Finally, as shown in [16], the post-interaction opinion of followers w^{**} , in the leader-follower interaction (3.5), takes values in the reference interval I if the hypothesis of the following proposition are satisfied.

Proposition 3.2. *Let K_- and K_+ be defined as follows*

$$K_{\pm} = \min_{w \in I} \left[\frac{1 \mp w}{\hat{D}(w)}, \hat{D}(w) \neq 0 \right]. \quad (3.8)$$

*If $w \in I$ then $w^{**} \in I$ if the following conditions hold*

$$(1 - \alpha)K_- \leq \hat{\theta} \leq (1 - \alpha)K_+, \quad i = 1, 2. \quad (3.9)$$

Main properties

Following the derivation in [35], for a suitable choice of test functions φ we can describe the evolution of $f_F(w, t)$ thanks to the integro-differential equation of Boltzmann type

$$\frac{d}{dt} \int_I \varphi(w) f_F(w, t) dw = (Q_F(f_F, f_F), \varphi) + (Q_{FL}(f_L, f_F), \varphi) \quad (3.10)$$

where

$$(Q_F(f_F, f_F), \varphi) = \left\langle \int_{I^2} B_{int}^F(\varphi(w^*) - \varphi(w)) f_F(w, t) f_F(v, t) dw dv \right\rangle \quad (3.11)$$

and

$$(Q_{FL}(f_F, f_L), \varphi) = \left\langle \int_{I^2} B_{int}^{FL}(\varphi(w^{**}) - \varphi(w)) f_F(w, t) f_L(\tilde{v}, t) dw d\tilde{v} \right\rangle. \quad (3.12)$$

In (3.11) and (3.12) we used the notation $\langle \cdot \rangle$ to indicate the expectations with respect the random variables, respectively $\theta_i, i = 1, 2$ and $\hat{\theta}$, and the nonnegative interaction kernels B_{int}^F, B_{int}^{FL} are related to the probability of the microscopic interactions. The simplest choice of interaction kernels which guarantees that the post interaction opinions never violate the bounds is given by

$$\begin{aligned} B_{int}^F &= B_{int}^F(w, v, \theta_1, \theta_2) = \eta_F \chi(|w^*| \leq 1) \chi(|v^*| \leq 1) \\ B_{int}^{FL} &= B_{int}^{FL}(w, \tilde{v}, \hat{\theta}) = \eta_{FL} \chi(|w^{**}| \leq 1) \chi(|\tilde{v}| \leq 1) \end{aligned} \quad (3.13)$$

where $\eta_F, \eta_{FL} > 0$ are constant relaxation rates and $\chi(\cdot)$ is the indicator function. If we now assume that the interaction parameters are such that $|w^*|, |w^{**}| \leq 1$ the Boltzmann operators can be written as

$$(Q_F(f_F, f_F), \varphi) = \eta_F \left\langle \int_{I^2} (\varphi(w^*) - \varphi(w)) f_F(w, t) f_F(v, t) dw dv \right\rangle \quad (3.14)$$

$$(Q_{FL}(f_F, f_L), \varphi) = \eta_{FL} \left\langle \int_{I^2} (\varphi(w^{**}) - \varphi(w)) f_F(w, t) f_L(\tilde{v}, t) dw d\tilde{v} \right\rangle. \quad (3.15)$$

In order to study the evolution of the average opinion $m_F(t)$, we take $\varphi(w) = w$ in (3.10). We have that the evolution of the average opinion of followers is

$$\begin{aligned} \frac{d}{dt} m_F(t) &= \frac{\eta_F}{2} \left[\int_{I^2} (w^* + v^* - w - v) f_F(w, t) f_F(v, t) dw dv \right] \\ &\quad + \eta_{FL} \int_{I^2} (w^{**} - w) f_F(w, t) f_L(\tilde{v}, t) dw d\tilde{v}, \end{aligned} \quad (3.16)$$

since the noise in (3.4) has zero mean. From the definition of binary interactions between followers (3.4) and the definition of interaction leader-follower (3.5) we have

$$\begin{aligned} \frac{d}{dt} m_F(t) &= \frac{\eta_F}{2} \alpha \int_{I^2} (v - w) (P(w, v) - P(v, w)) f_F(w, t) f_F(v, t) dw dv \\ &\quad + \eta_{FL} \alpha \int_{I^2} S(w, \tilde{v}) (\tilde{v} - w) f_F(w, t) f_L(\tilde{v}, t) dw d\tilde{v}. \end{aligned} \quad (3.17)$$

Remark 1. If we suppose P symmetric, that is $P(w, v) = P(v, w)$, and $S \equiv 1$ we obtain a simplified equation for the time evolution of m_F

$$\frac{d}{dt}m_F(t) = \tilde{\eta}_{FL} \alpha(m_L(t) - m_F(t)) \quad (3.18)$$

where we introduced the notations $\tilde{\eta}_{FL} = \rho \eta_{FL}$ and $m_L(t) = \frac{1}{\rho} \int_I \tilde{w} f_L(\tilde{w}, t) d\tilde{w}$.

The evolution equation for $m_L(t)$ can be found thanks to similar arguments. We can describe the dynamic of $f_L(\tilde{w}, t)$ thanks to the following integro-differential equation of Boltzmann type in weak form

$$\frac{d}{dt} \int_I \varphi(\tilde{w}) f_L(\tilde{w}, t) d\tilde{w} = (Q_L(f_L, f_L), \varphi) \quad (3.19)$$

where

$$(Q_L(f_L, f_L), \varphi) = \left\langle \int_{I^2} B_{int}(\varphi(\tilde{w}^*) - \varphi(\tilde{w})) f_L(\tilde{w}, t) f_L(\tilde{v}, t) d\tilde{w} d\tilde{v} \right\rangle. \quad (3.20)$$

As before $\langle \cdot \rangle$ denotes the expectation taken with respect to the random variables $\tilde{\theta}_i, i = 1, 2$ and B_{int} is related to the probability of the microscopic interactions. A choice which preserves post interaction opinion bounds is

$$B_{int} = B_{int}(\tilde{w}, \tilde{v}, \tilde{\theta}_1, \tilde{\theta}_2) = \eta_L \chi(|\tilde{w}^*| \leq 1) \chi(|\tilde{v}^*| \leq 1) \quad (3.21)$$

where $\eta_L > 0$ is a constant rate and $\chi(\cdot)$ is the indicator function. Let us consider as test function $\varphi(\tilde{w}) = \tilde{w}$. Then equation (3.19) assumes the form

$$\frac{d}{dt} \int_I \tilde{w} f_L(\tilde{w}, t) d\tilde{w} = \eta_L \left\langle \int_{I^2} (\tilde{w}^* - \tilde{w}) f_L(\tilde{w}, t) f_L(\tilde{v}, t) d\tilde{w} d\tilde{v} \right\rangle, \quad (3.22)$$

which is equivalent to consider

$$\frac{d}{dt} \int_I \tilde{w} f_L(\tilde{w}, t) d\tilde{w} = \frac{\eta_L}{2} \left\langle \int_{I^2} (\tilde{v}^* + \tilde{w}^* - \tilde{v} - \tilde{w}) f_L(\tilde{w}, t) f_L(\tilde{v}, t) d\tilde{w} d\tilde{v} \right\rangle.$$

Then being the noise in (3.1) with zero mean we have

$$\begin{aligned} \frac{d}{dt} m_L(t) = & \eta_L \alpha (1 - \beta) \frac{1}{\rho} \int_{I^2} (R(\tilde{w}, \tilde{v}) - R(\tilde{v}, \tilde{w})) \tilde{v} f_L(\tilde{w}, t) f_L(\tilde{v}, t) d\tilde{w} d\tilde{v} \\ & + \tilde{\eta}_L \psi \beta (w_d - m_L(t)) + \tilde{\eta}_L \beta \mu (m_F(t) - m_L(t)), \end{aligned} \quad (3.23)$$

where $\tilde{\eta}_L = \rho \eta_L$.

Remark 2. If $R(\tilde{w}, \tilde{v}) = R(\tilde{v}, \tilde{w})$ equation (3.23) becomes

$$\frac{d}{dt}m_L(t) = \tilde{\eta}_L\psi\beta(w_d - m_L(t)) + \tilde{\eta}_L\mu\beta(m_F(t) - m_L(t)). \quad (3.24)$$

Moreover if the assumptions on P and S in Remark 1 hold we obtain the following closed system of differential equations for the mean opinions m_L and m_F

$$\begin{cases} \frac{d}{dt}m_L(t) = \tilde{\eta}_L\psi\beta(w_d - m_L(t)) + \tilde{\eta}_L\mu\beta(m_F(t) - m_L(t)) \\ \frac{d}{dt}m_F(t) = \tilde{\eta}_{FL}\alpha(m_L(t) - m_F(t)). \end{cases} \quad (3.25)$$

Straightforward computations show that the exact solution of the above system has the following structure

$$\begin{cases} m_L(t) = C_1 \exp\{-|\lambda_1|t\} + C_2 \exp\{-|\lambda_2|t\} + w_d \\ m_F(t) = C_1 \left(1 + \frac{\lambda_1}{\beta\mu\tilde{\eta}_L}\right) \exp\{-|\lambda_1|t\} + C_2 \left(1 + \frac{\lambda_2}{\beta\mu\tilde{\eta}_L}\right) \exp\{-|\lambda_2|t\} + w_d \end{cases} \quad (3.26)$$

where C_1, C_2 depend on the initial data $m_F(0), m_L(0)$ in the following way

$$C_1 = -\frac{1}{\lambda_1 - \lambda_2} ((\beta\tilde{\eta}_L m_L(0) + \lambda_2)m_L(0) - \mu\beta\tilde{\eta}_L m_F(0) - (\lambda_2 + \beta\tilde{\eta}_L\psi)w_d) \quad (3.27)$$

$$C_2 = \frac{1}{\lambda_1 - \lambda_2} ((\beta\tilde{\eta}_L m_L(0) + \lambda_1)m_L(0) - \mu\beta\tilde{\eta}_L m_F(0) - (\lambda_1 + \beta\tilde{\eta}_L\psi)w_d) \quad (3.28)$$

with

$$\lambda_{1,2} = -\frac{1}{2}(\alpha\tilde{\eta}_{FL} + \beta\tilde{\eta}_L) \pm \frac{1}{2}\sqrt{(\alpha\tilde{\eta}_{FL} + \beta\tilde{\eta}_L)^2 - 4\psi\alpha\beta\tilde{\eta}_L\tilde{\eta}_{FL}}. \quad (3.29)$$

Note that $\lambda_{1,2}$ are always negative, this assures that the contribution of the initial averages, $m_L(0), m_F(0)$, vanishes as soon as time increases and the mean opinions of leaders and followers converge towards the desired state w_d .

We now take into account the evolution of the second order moments

$$E_F(t) = \int_I w^2 f_F(w, t) dw, \quad E_L(t) = \frac{1}{\rho} \int_I \tilde{w}^2 f_L(\tilde{w}, t) d\tilde{w}.$$

First we analyze the followers group from equation (3.10) with test functions $\varphi(w) = w^2$, we have

$$\begin{aligned} \frac{d}{dt}E_F(t) &= \frac{\eta_F}{2} \left\langle \int_{I^2} ((w^*)^2 + (v^*)^2 - w^2 - v^2) f_F(w, t) f_F(v, t) dw dv \right\rangle \\ &\quad + \eta_{FL} \left\langle \int_{I^2} ((w^{**})^2 - w^2) f_F(w, t) f_L(\tilde{v}, t) dw d\tilde{v} \right\rangle. \end{aligned} \quad (3.30)$$

Thanks to (3.4) -(3.5), in the simplified case $P \equiv S \equiv 1$, we obtain

$$\begin{aligned} \frac{d}{dt}E_F(t) &= 2\eta_F\alpha(\alpha - 1)(E_F(t) - m_F^2(t)) + \tilde{\eta}_{FL}\alpha^2(E_L + E_F - 2m_L(t)m_F(t)) \\ &\quad + 2\alpha\tilde{\eta}_{FL}(m_F(t)m_L(t) - E_F(t)) + \eta_F\sigma^2 \int_I D^2(w)f_F(w, t)dw \\ &\quad + \tilde{\eta}_{FL}\hat{\sigma}^2 \int_I \hat{D}^2(w)f_F(w, t)dw. \end{aligned} \quad (3.31)$$

Finally, for the leaders group let us consider the function $\varphi(\tilde{w}) = \tilde{w}^2$ in (3.19) and the case $R \equiv 1$. Then thanks to equation (3.1) we obtain

$$\begin{aligned} \frac{d}{dt}E_L(t) &= \frac{\eta_L}{2} \frac{1}{\rho} \left\langle \int_{I^2} ((\tilde{w}^*)^2 + (\tilde{v}^*)^2 - \tilde{w}^2 - \tilde{v}^2) f_L(\tilde{w}, t) f_L(\tilde{v}, t) d\tilde{w}d\tilde{v} \right\rangle \\ &= \tilde{\eta}_L \left[2\alpha(\alpha - 1)(E_L(t) - m_L^2(t)) - \frac{\beta}{2}(2 - \beta)(E_L(t) + m_L^2(t)) \right. \\ &\quad + 2\beta(1 - \beta)(\psi w_d + \mu m_F(t))m_L(t) + \beta^2(\psi w_d \\ &\quad \left. + \mu m_F(t))^2 + \tilde{\sigma}^2 \int_I \tilde{D}^2(\tilde{w})f_L(\tilde{w}, t)d\tilde{w} \right]. \end{aligned} \quad (3.32)$$

In absence of diffusion, since $m_F(t), m_L(t) \rightarrow w_d$ as $t \rightarrow \infty$, it follows that $E_F(t), E_L(t)$ converge toward w_d^2 . Then the quantities

$$\begin{aligned} \int_I f_F(w, t)(w - w_d)^2 dw &= E_F(t) + w_d^2 - 2m_F(t)w_d \\ \frac{1}{\rho} \int_I f_L(\tilde{w}, t)(\tilde{w} - w_d)^2 d\tilde{w} &= E_L(t) + w_d^2 - 2m_L(t)w_d \end{aligned} \quad (3.33)$$

go to zero as $t \rightarrow \infty$, i.e. under the above assumptions the steady state solutions have the form of a Dirac delta centered in the target opinion w_d .

4 Fokker-Planck Modeling

In the general case, it is quite difficult to obtain analytic results on the large time behaviour of the kinetic equation (3.10). A step towards the simplification of the analysis, is the derivation of asymptotic states of the Boltzmann model resulting in simplified Fokker-Planck type models, for which the study of the asymptotic properties is easier [35]. In order to obtain such simplification we will follow the approach usually referred as quasi-invariant opinion limit [35, 37], which is closely related to the so-called grazing collision limit of the Boltzmann equation (see [19, 39]).

Quasi invariant opinion limit

The main idea is to rescale the interaction frequencies $\eta_L, \eta_F, \eta_{FL}$, the propensity strength α , the diffusion variances $\tilde{\sigma}^2, \sigma^2, \hat{\sigma}^2$ and the action of the control ν at the same time, in order to maintain, at level of the asymptotic procedure, memory of the microscopic interactions. Let us introduce the parameter $\varepsilon > 0$, and consider the rescaling

$$\begin{aligned} \alpha &= \varepsilon, & \nu &= \varepsilon\kappa, & \sigma^2 &= \varepsilon\zeta^2, & \hat{\sigma}^2 &= \varepsilon\hat{\zeta}^2, & \tilde{\sigma}^2 &= \varepsilon\tilde{\zeta}^2, \\ \eta_F &= \frac{1}{c_F\varepsilon}, & \eta_{FL} &= \frac{1}{c_{FL}\varepsilon}, & \eta_L &= \frac{1}{c_L\varepsilon}, & \beta &= \frac{4\varepsilon}{\kappa + 4\varepsilon}. \end{aligned} \quad (4.1)$$

This corresponds to the situation where the interaction operator concentrates on binary interactions which produce a very small change in the opinion of the agents. From a modeling viewpoint, we require that the scaling (4.1) in the limit $\varepsilon \rightarrow 0$ preserves the main macroscopic properties of the kinetic system. To this extent, let us consider the evolution of the scaled first two moments under the simplifying hypothesis P, R symmetric and $S \equiv 1$. The evolution of the mean opinions described in the system (3.25) rescales as

$$\begin{cases} \frac{d}{dt}m_F(t) = \varepsilon \frac{1}{c_{FL}\varepsilon} (m_L(t) - m_F(t)) \\ \frac{d}{dt}m_L(t) = \frac{\psi}{c_L\varepsilon} \frac{4\varepsilon}{\kappa + 4\varepsilon} (w_d - m_L(t)) + \frac{\mu}{c_L\varepsilon} \frac{4\varepsilon}{\kappa + 4\varepsilon} (m_F(t) - m_L(t)) \end{cases} \quad (4.2)$$

which as $\varepsilon \rightarrow 0$ yields

$$\begin{cases} \frac{d}{dt}m_F(t) = \frac{\rho}{c_{FL}} (m_L(t) - m_F(t)) \\ \frac{d}{dt}m_L(t) = \frac{4\rho}{c_L\kappa} [\psi(w_d - m_L(t)) + \mu(m_F(t) - m_L(t))] \end{cases} \quad (4.3)$$

The second moment equations (3.31) and (3.32) are then scaled as follows

$$\begin{aligned} \frac{d}{dt}E_F(t) &= (\varepsilon - 1) \frac{2}{c_F} (E_F(t) - m_F^2(t)) + \frac{\varepsilon\rho}{c_{FL}} (E_L(t) + E_F(t) - 2m_L(t)m_F(t)) \\ &+ \frac{2\rho}{c_{FL}} (m_F(t)m_L(t) - E_F(t)) + \frac{\zeta^2}{c_F} \int_I D^2(w) f_F(w, t) dw \\ &+ \frac{\hat{\zeta}^2\rho}{c_{FL}} \int_I \hat{D}^2(w) f_F(w, t) dw \end{aligned} \quad (4.4)$$

$$\begin{aligned} \frac{d}{dt}E_L(t) &= \frac{\rho}{c_L\varepsilon} \left[2\varepsilon(\varepsilon - 1)(E_L(t) - m_L^2(t)) - \frac{2\varepsilon}{\kappa + 4\varepsilon} \left(2 - \frac{4\varepsilon}{\kappa + 4\varepsilon} \right) (E_L(t) + m_L^2(t)) \right. \\ &+ \frac{8\varepsilon}{\kappa + 4\varepsilon} \left(1 - \frac{4\varepsilon}{\kappa + 4\varepsilon} \right) (\psi w_d + \mu m_F(t)) m_L(t) \\ &\left. + \left(\frac{4\varepsilon}{\kappa + 4\varepsilon} \right)^2 (\psi w_d + \mu m_F(t))^2 + \tilde{\sigma}^2 \int_I \tilde{D}^2(\tilde{w}) f_L(\tilde{w}, t) d\tilde{w} \right] \end{aligned} \quad (4.5)$$

and as $\varepsilon \rightarrow 0$ we obtain

$$\begin{aligned}
\frac{d}{dt}E_F(t) &= -\frac{2}{c_F}(E_F(t) - m_F^2(t)) + \frac{2\rho}{c_{FL}}(m_F(t)m_L(t) - E_F(t)) \\
&\quad + \frac{\zeta^2}{c_F} \int_I D^2(w)f_F(w,t)dw + \frac{\hat{\zeta}^2\rho}{c_{FL}} \int_I \hat{D}^2(w)f_F(w,t)dw \\
\frac{d}{dt}E_L(t) &= -\frac{2\rho}{c_L}(E_L(t) - m_L^2(t)) - \frac{4\rho}{c_L\kappa}(E_L(t) + m_L^2(t)) \\
&\quad + \frac{8\rho}{c_L\kappa}(\psi w_d + \mu m_F(t))m_L(t) + \frac{\tilde{\zeta}^2\rho}{c_L} \int_I \tilde{D}^2(\tilde{w})f_L(\tilde{w},t)d\tilde{w}.
\end{aligned} \tag{4.6}$$

Therefore the asymptotic scaling preserve the behaviour of the first two moments of the solution. We show how this approach leads to a constrained Fokker–Planck system for the description of the opinion distribution of leaders and followers. We present formal computation, following the same arguments in [35, 37] it is possible to give a rigorous mathematical basis of our derivation. Here we omit the details for the sake of brevity.

Fokker-Plank equations

The scaled equation (3.10) reads

$$\begin{aligned}
\frac{d}{dt} \int_I \varphi(w)f_F(w,t)dw &= \frac{1}{c_F\varepsilon} \left\langle \int_{I^2} (\varphi(w^*) - \varphi(w))f_F(w,t)f_F(v,t)dwdv \right\rangle \\
&\quad + \frac{1}{c_{FL}\varepsilon} \left\langle \int_{I^2} (\varphi(w^{**}) - \varphi(w))f_F(w,t)f_L(\tilde{w},t)dwd\tilde{w} \right\rangle.
\end{aligned} \tag{4.7}$$

Considering the second order Taylor expansion of φ around w we obtain

$$\begin{aligned}
\varphi(w^*) - \varphi(w) &= (w^* - w)\varphi'(w) + \frac{1}{2}(w^* - w)^2\varphi''(\bar{w}) \\
\varphi(w^{**}) - \varphi(w) &= (w^{**} - w)\varphi'(w) + \frac{1}{2}(w^{**} - w)^2\varphi''(\hat{w})
\end{aligned} \tag{4.8}$$

where for some $0 \leq \vartheta_1, \vartheta_2 \leq 1$

$$\bar{w} = \vartheta_1 w^* + (1 - \vartheta_1)w, \quad \hat{w} = \vartheta_2 w^{**} + (1 - \vartheta_2)w.$$

Taking into account the binary interactions (3.4)-(3.5) in (4.8), and substituting in (4.7), we obtain a second order approximation of the dynamic. In the limit $\varepsilon \rightarrow 0$ the leading

order is given by

$$\begin{aligned}
\frac{d}{dt} \int_I \varphi(w) f_F(w) dw &= \frac{1}{c_F} \left[\int_{I^2} P(w, v) (v - w) \varphi'(w) f_F(w, t) f_F(v) dw dv \right] \\
&\quad + \frac{1}{c_{FL}} \left[\int_{I^2} S(w, \tilde{w}) (\tilde{w} - w) \varphi'(w) f_F(w) f_L(\tilde{w}) dwd\tilde{w} \right] \\
&\quad + \frac{1}{2} \frac{\zeta^2}{c_F} \int_I \varphi''(w) D^2(w) f_F(w, t) dw \\
&\quad + \frac{1}{2} \frac{\hat{\zeta}^2 \rho}{c_{FL}} \int_I \varphi''(w) \hat{D}^2(w) f_F(w, t) dw.
\end{aligned} \tag{4.9}$$

Integrating back by parts the last expression we obtain the Fokker-Planck equation for the followers' opinion distribution

$$\frac{\partial f_F}{\partial t} + \frac{\partial}{\partial w} \left(\frac{1}{c_F} K_F[f_F](w) + \frac{1}{c_{FL}} K_{FL}[f_L](w) \right) f_F(w) = \frac{1}{2} \frac{\partial^2}{\partial \tilde{w}^2} \left(\frac{\zeta^2}{c_F} \tilde{D}^2(\tilde{w}) + \frac{\hat{\zeta}^2 \rho}{c_{FL}} \right) f_F(w), \tag{4.10}$$

where

$$K_F[f_F](w) = \int_I P(w, v) (v - w) f_F(v, t) dv, \quad K_{FL}[f_L](w) = \int_I S(w, \tilde{w}) (\tilde{w} - w) f_L(\tilde{w}) d\tilde{w}. \tag{4.11}$$

Following the same strategy we obtain the analogous result for the leaders' opinion distribution

$$\frac{\partial f_L}{\partial t} + \frac{\partial}{\partial \tilde{w}} \left(\frac{\rho}{c_L} H[f_L](\tilde{w}) + \frac{1}{c_L} K_L[f_L](\tilde{w}) \right) f_L(\tilde{w}) = \frac{1}{2} \frac{\hat{\zeta}^2 \rho}{c_L} \frac{\partial^2}{\partial \tilde{w}^2} \tilde{D}^2(\tilde{w}) f_L(\tilde{w}) \tag{4.12}$$

where

$$K[f_L](\tilde{w}) = \int_I R(\tilde{w}, \tilde{v}) (\tilde{v} - \tilde{w}) f_L(\tilde{v}, t) d\tilde{v} \tag{4.13}$$

and

$$H[f_L](\tilde{w}) = \frac{2\psi}{\kappa} (\tilde{w} + m_L(t) - 2w_d) + \frac{2\mu}{\kappa} (\tilde{w} + m_L(t) - 2m_F(t)). \tag{4.14}$$

Steady state solutions

In this section we show that in some cases it is possible to find explicit stationary states of the Fokker-Planck system of equation described in (4.10) and (4.12). Here we restrict to the simplified situation where every interaction function is constant and unitary, i.e. $P \equiv S \equiv R \equiv 1$, and

$$D(w) = \tilde{D}(w) = \hat{D}(w) = 1 - w^2. \tag{4.15}$$

The steady state of equations (4.10) and (4.12) is solution of the following equations

$$\begin{aligned} \left(\frac{1}{c_F}(m_F - w) + \frac{\rho}{c_{FL}}(m_L - w) \right) f_{F,\infty} &= \frac{1}{2} \left(\frac{\zeta^2}{c_F} + \frac{\zeta^2 \rho}{c_{FL}} \right) \frac{\partial}{\partial w} D^2(w) f_{F,\infty}, \\ \left(\frac{2\psi}{\kappa}[\tilde{w} - 2w_d - m_L] + \frac{2\mu}{\kappa}[\tilde{w} - 2m_F + m_L] \right) f_{L,\infty} &= \frac{1}{2} \frac{\tilde{\zeta}^2 \rho}{c_L} \frac{\partial}{\partial \tilde{w}} D^2(\tilde{w}) f_{L,\infty}. \end{aligned} \quad (4.16)$$

As soon as $t \rightarrow \infty$, thanks to equation (4.3), the followers and the leaders \tilde{O} mean opinion m_F and m_L relax to the desired opinion w_d . Then

$$\left(\frac{1}{c_F} + \frac{\rho}{c_{FL}} \right) (w_d - w) f_{F,\infty} = \frac{1}{2} \left(\frac{\zeta^2}{c_F} + \frac{\zeta^2 \rho}{c_{FL}} \right) \frac{\partial}{\partial w} D^2(w) f_{F,\infty}, \quad (4.17)$$

that is

$$\left(\frac{1}{c_F} + \frac{\rho}{c_{FL}} \right) (w_d - w) \frac{g_F}{D^2(w)} = \frac{1}{2} \left(\frac{\zeta^2}{c_F} + \frac{\zeta^2 \rho}{c_{FL}} \right) \frac{\partial}{\partial w} g_F \quad (4.18)$$

where $g_F = D^2(w) f_{F,\infty}$. This implies

$$g_{F,\infty} = a_F \exp \left\{ -\frac{2}{b_F} \int_0^w \frac{z - w_d}{(1 - z^2)^2} dz \right\}, \quad b_F = \frac{\zeta^2 c_{FL} + \zeta^2 c_F \rho}{c_{FL} + c_F \rho}, \quad (4.19)$$

and a_F is a normalization constant such that $\int_I g_{F,\infty} dw = 1$. Finally we have

$$f_{F,\infty} = \frac{a_F}{(1 - w^2)^2} \exp \left\{ -\frac{2}{b_F} \int_0^w \frac{z - w_d}{(1 - z^2)^2} dz \right\}. \quad (4.20)$$

Similarly we can find the steady state $f_{L,\infty}$ as a solution of the equation

$$-\left(\frac{2\psi}{\kappa} + \frac{2\mu}{\kappa} \right) (w_d - \tilde{w}) \frac{g_{L,\infty}}{D^2(\tilde{w})} = \frac{1}{2} \frac{\tilde{\zeta}^2 \rho}{c_L} \frac{\partial}{\partial \tilde{w}} g_{L,\infty}, \quad (4.21)$$

where $g_{L,\infty} = f_{L,\infty} D^2(w)$. The solution of the differential equation (4.21) is given by

$$g_{L,\infty} = a_L \exp \left\{ -\frac{2}{b_L} \int_0^{\tilde{w}} \left(\frac{z - w_d}{(1 - z^2)^2} \right) dz \right\}, \quad b_L = \frac{\bar{\zeta} \rho \kappa}{2c_L(\psi + \mu)}, \quad (4.22)$$

and a_L is chosen such that the mass of $g_{L,\infty}$ is equal to ρ . Then the steady state is

$$f_{L,\infty} = \frac{a_L}{(1 - \tilde{w}^2)^2} \exp \left\{ -\frac{2}{b_L} \int_0^{\tilde{w}} \left(\frac{z - w_d}{(1 - z^2)^2} \right) dz \right\}. \quad (4.23)$$

5 Numerical Simulation

In this section we present several numerical results concerning the numerical simulation of the Boltzmann type control model introduced in the previous paragraphs. All the results have been computed by a Monte Carlo method for the Boltzmann model (see [35] for more details) in the Fokker-Planck regime $\varepsilon = 0.01$ under the scaling (4.1). In the numerical tests we assume that the five per cent of the population is composed by opinion leaders, see for example [16]. Note that, for clarity, in all figures the leaders \tilde{O} profiles have been magnified by a factor 10. The regularization term in the control is fixed to $\nu = 1$. The random diffusion effects have been computed in the case (4.15) for a uniform random variable with scaled variance $\zeta^2 = \tilde{\zeta}^2 = \hat{\zeta}^2 = 0.01$. It is easy to check that the above choices preserve the bounds in the numerical simulations. First we present some test cases with a single population of leaders as discussed in our theoretical analysis. Then we consider the case of multiple leaders \tilde{O} populations with different time-dependent strategies. This leads to more realistic applications of our arguments, introducing the concept of competition between leaders \tilde{O} populations. For the sake of simplicity we fix constant interaction functions $P(\cdot, \cdot) \equiv 1$ and $R(\cdot, \cdot) \equiv 1$ and the remaining scaled computational parameters have been summarized in Table 5.1.

Table 5.1: Computational parameters for the different test cases.

Test	$S(\cdot, \cdot)$	c_F	\hat{c}_{FL}	\hat{c}_L	ρ	ψ	w_d					
1a	1	1	0.1	0.1	0.05	0.5	0.5					
1b	eq. (5.3)	1	0.1	0.1	0.05	0.5	0.5					
	$S(\cdot, \cdot)$	c_F	\hat{c}_{FL_1}	\hat{c}_{L_1}	ρ_1	ψ_1	w_{d_1}	\hat{c}_{FL_2}	\hat{c}_{L_2}	ρ_2	ψ_2	w_{d_2}
2	1	1	0.1	0.1	0.05	0.5	0.5	0.1	0.1	0.05	0.5	-0.5
3	1	1	0.1	0.1	0.05	eq. (5.7)	0.5	1	0.1	0.05	eq. (5.7)	-0.5

Test 1. Leaders driving followers

In the first test case we consider a single population of leaders driving followers described by the following system of Boltzmann equations

$$\begin{cases} \frac{d}{dt} \int_I \varphi(w) f_F(w, t) dw = (Q_F(f_F, f_F), \varphi) + (Q_{FL}(f_F, f_L), \varphi) \\ \frac{d}{dt} \int_I \varphi(\tilde{w}) f_L(\tilde{w}, t) d\tilde{w} = (Q_L(f_L, f_L), \varphi). \end{cases} \quad (5.1)$$

Numerical experiments show that the optimal control problem is capable to introduce a non monotone behaviour of $m_L(t)$. We report the evolution, over the time interval $[0, 1]$, of the the kinetic densities $f_F(w, t)$ and $f_L(\tilde{w}, t)$ in Figure 5.1 for constant interaction functions

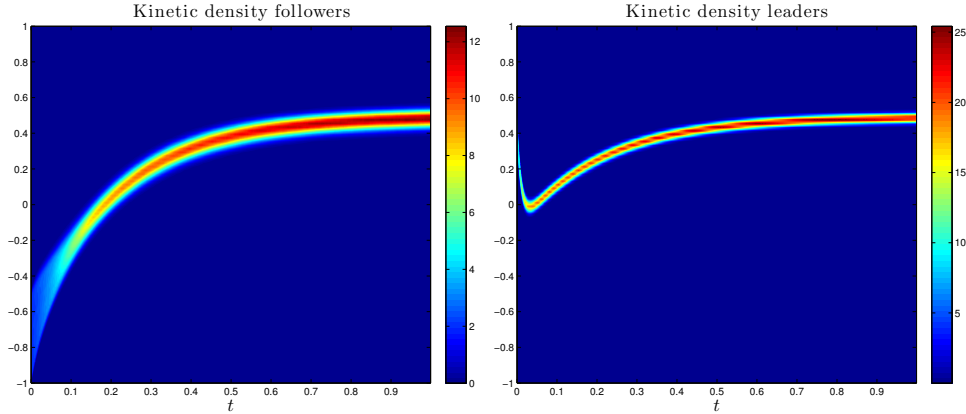


Figure 5.1: Test 1a: Kinetic densities evolution over the time interval $[0, 1]$ for a single population of leaders.

P, R and S . The initial distributions $f_F \sim U([-1, -0.5])$ and $f_L \sim N(w_d, 0.05)$ where $U(\cdot)$ and $N(\cdot, \cdot)$ denote, as usual, the uniform and the normal distributions. We used the compact notations

$$\hat{c}_{FL} = c_{FL}/\rho, \quad \hat{c}_L = c_L/\rho. \quad (5.2)$$

This non monotone behaviour shows that the leaders use a combination of populist and radical strategy to drive the followers towards their desired state. In an electoral context, this is a characteristic which can be found in populist radical parties, which typically include non-populist ideas and their leadership generates through a dense network of radical movements [33].

Next we consider a bounded confidence model for the leader-follower interaction with

$$S(w, \tilde{w}) = \chi(|w - \tilde{w}| \leq \Delta), \quad (5.3)$$

where $0 \leq \Delta \leq 2$. In the simulation we assume $\Delta = 0.5$ and use the same initial data of the previous case. It is interesting to observe how the model is capable to reproduce a realistic behavior where the leaders first are able to attract a small group of followers which subsequently are capable to drive the whole majority towards the desired state (see Figures 5.2 and 5.3).

Test 2. The case of multiple leaders populations

Similarly, if more than one population of leaders occurs, each one with a different strategy, we can describe the evolution of the kinetic density of the system through a Boltzmann approach. Let $M > 0$ be the number of families of leaders, each of them described by the

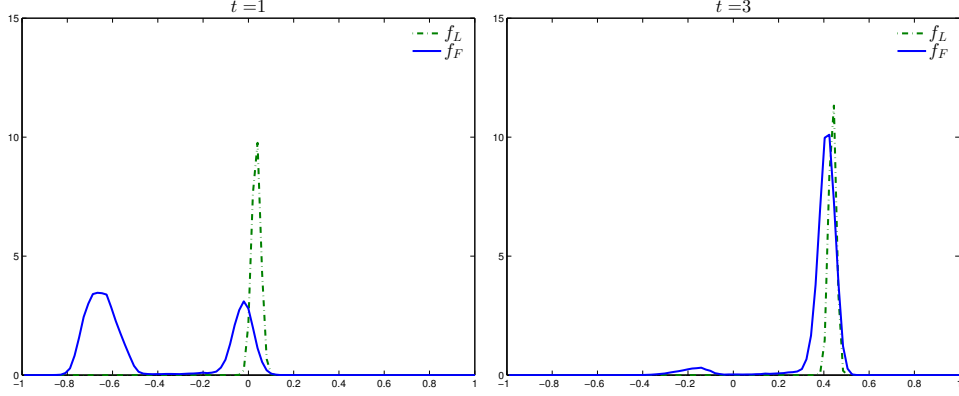


Figure 5.2: Test 1b: Kinetic densities at different times for a single population of leaders with bounded confidence interaction.

density $f_{L_p}, p = 1, \dots, M$ such that

$$\int_I f_{L_p}(\tilde{w}) d\tilde{w} = \rho_p. \quad (5.4)$$

If we suppose that an unique population of followers does exist, with density f_F , and that every follower interacts both with the others agents from the same population and with every leader of each p -th family, for a suitable test function φ we obtain the following system of Boltzmann equations

$$\begin{cases} \frac{d}{dt} \int_I \varphi(w) f_F(w, t) dw = (Q_F(f_F, f_F), \varphi) + \sum_{p=1}^M (Q_{FL}(f_{L_p}, f_F), \varphi) \\ \frac{d}{dt} \int_I \varphi(\tilde{w}) f_{L_p}(\tilde{w}, t) d\tilde{w} = (Q_L(f_{L_p}, f_{L_p}), \varphi), \end{cases} \quad p = 1, \dots, M. \quad (5.5)$$

We assume that the leaders aim at minimising cost functionals of the type (2.8) and therefore the differences consist in two factors: the target opinions w_{d_p} and in the leaders' attitude towards a radical ($\psi_p \approx 1$) or populist strategy ($\mu_p \approx 1$). We therefore introduce the analogous rescaling (4.1) and we define

$$\hat{c}_{FL_p} = c_{FL_p} / \rho_p, \quad \hat{c}_{L_p} = c_{L_p} / \rho_p, \quad p = 1, \dots, M. \quad (5.6)$$

In the numerical test we establish a link between our arguments and a Hotelling's type model [26]. The model describes how two shop owners, which sell the same product at the same price in the same street, must locate their shops in order to reach the maximum number of customers, uniformly distributed along the street (in other words, in order to maximize their profits). Paradoxically the model yields that the equilibrium, without changing prices,

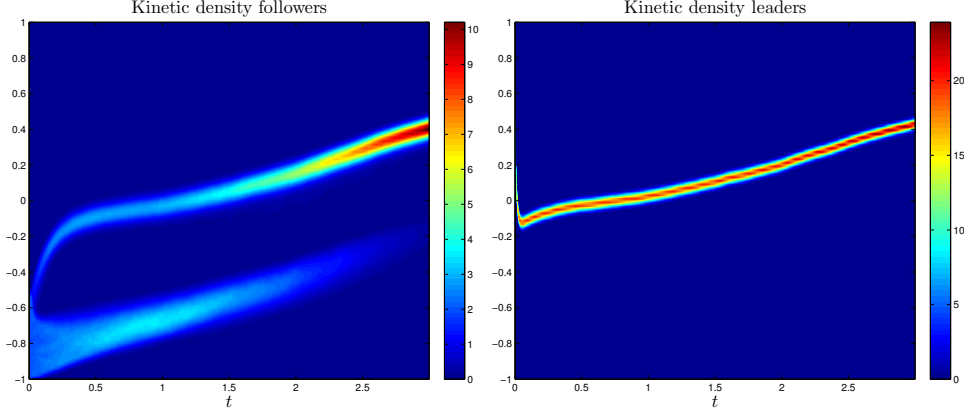


Figure 5.3: Test 1b: Kinetic densities evolution over the time interval $[0, 3]$ for a single population of leaders with bounded confidence interaction.

is reached if they get closer. In the cited original paper electoral dynamics are placed in this context and it can be regarded as the reason why political parties' programs are often perceived as similar. We consider the case of two populations of leaders, described by the densities f_{L_1} and f_{L_2} , exercising different controls over a population of followers uniformly distributed within the interval $I = [-1, 1]$. Initially the leaders are distributed as $f_{L_p} \sim N(w_{d_p}, 0.05)$, $p = 1, 2$. We can observe that the model leads to a centrist population of followers, whose opinion spreads in a range between leaders' mean opinions (see Figures 5.4 and 5.5).

Test 3. Two leaders populations with time-dependent strategies

Finally we introduce a multi-population model for opinion formation with time-dependent coefficients. This approach leads to the concept of adaptive strategy for every family of leaders $p = 1, \dots, M$. The coefficients ψ and μ which appear into the functional now evolve in time and are defined for every $t \in [0, T]$ as

$$\begin{aligned} \psi_p(t) &= \frac{1}{2} \int_{w_{d_p} - \delta}^{w_{d_p} + \delta} f_F(w) dw + \frac{1}{2} \int_{m_{L_p} - \bar{\delta}}^{m_{L_p} + \bar{\delta}} f_F(w) dw \\ \mu_p(t) &= 1 - \psi_p(t) \end{aligned} \quad (5.7)$$

where both $\delta, \bar{\delta} \in [0, 1]$ are fixed and m_{L_p} is the average opinion of the p -th leader. This choice of coefficients is equivalent to introduce a competition between the populations of leaders, where each leader try to adapt its populist or radical attitude accordingly to the success of the strategy. Note also that the success of the strategy is based on the local perception of the followers.

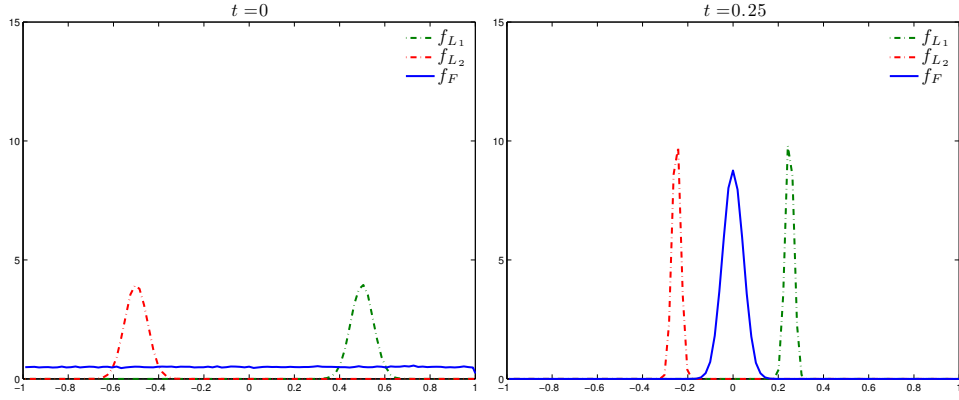


Figure 5.4: Test 2: Kinetic densities at different times reproducing a Hotelling-like model behaviour for two populations of leaders.

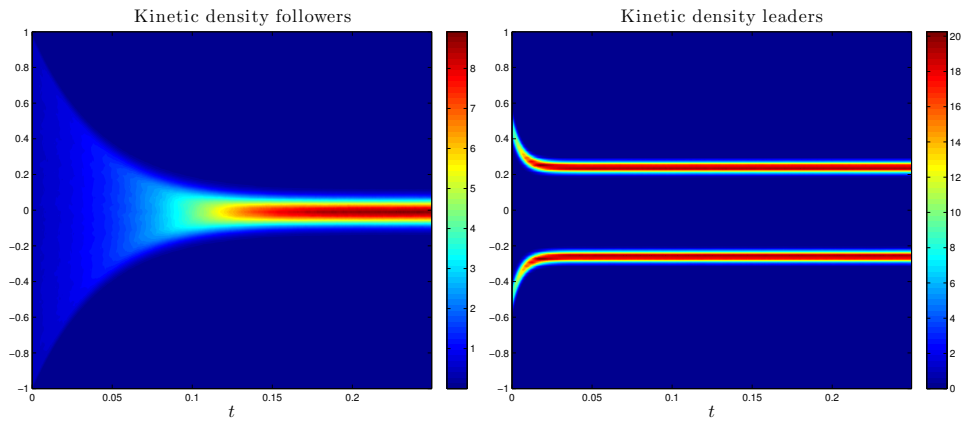


Figure 5.5: Test 2: Kinetic densities evolution over the time interval $[0, 0.25]$ reproducing a Hotelling-like model behaviour for two populations of leaders.

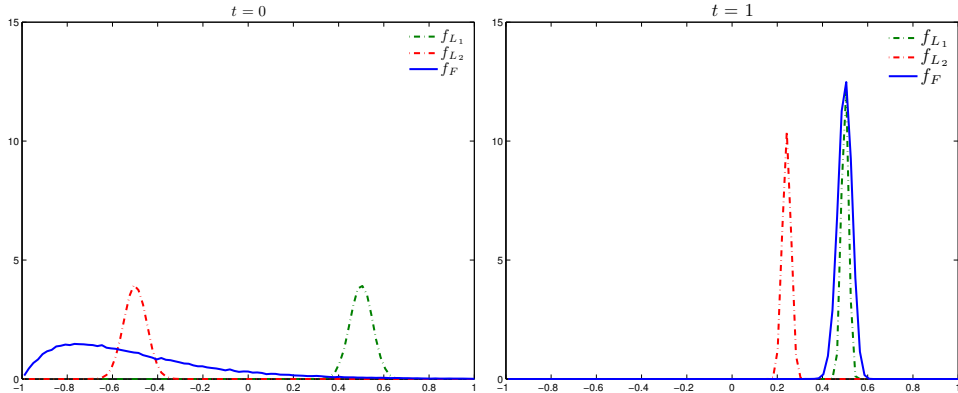


Figure 5.6: Test 3: Kinetic densities at different times for for a two populations of leaders model with time dependent strategies.

In the numerical experiments reported in Figure 5.6 and Figure 5.7 we take into account two populations of leaders, initially normally distributed with mean values w_{d_1} and w_{d_2} and parameters $\delta = \bar{\delta} = 0.5$, respectively, and a single population of followers, represented by a skewed distribution $f_F \sim \Gamma(2, \frac{1}{4})$ over the interval $[-1, 1]$, where $\Gamma(\cdot, \cdot)$ is the Gamma distribution. Here the frequencies of interactions are assumed to be unbalanced since $\hat{c}_{FL_1} = 0.1$ and $\hat{c}_{FL_2} = 1$. In the test case we assume that the followers group has an initial natural inclination for a position represented by one leader but, thanks to communication strategies pursued by the minority leader, it is driven to different positions (see Figures 5.6 and 5.7). In a bipolar electoral context, an example of the described behaviour would be a better use of the media in a coalition with respect to the opponents.

6 Conclusions

We introduced a Boltzmann type control for a hierarchical model of opinion formation where the leader behaviour is influenced both by the desire to achieve a prescribed opinion consensus and by the mean opinion of the followers. The main novelty of the method is that, thanks to an instantaneous binary control approximation, the control is explicitly incorporated in the resulting leader dynamic. The use of instantaneous control and the kinetic description permit to pass from an $O(N^2)$ dynamic, which must be solved forward-backward in time, to a much simpler forward $O(N)$ stochastic simulation. This is of paramount importance in view of possible applications of this kind of constrained opinion modeling. In the so-called quasi invariant opinion limit the corresponding Fokker-Planck descriptions have been derived and explicit expressions of their steady states computed. Several numerical examples illustrate the robustness of the controlled dynamics using various leaders strategies even in presence of different groups of competing leaders.

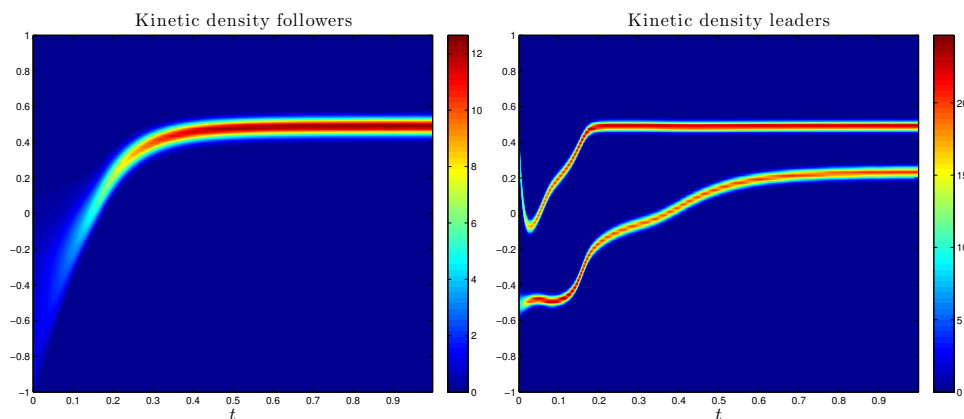


Figure 5.7: Test 3: Kinetic density evolution over the time interval $[0, 1]$ for a two populations of leaders model with time dependent strategies.

Acknowledgements. This work has been supported by PRIN-MIUR grant *Advanced numerical methods for kinetic equations and balance laws with source terms* and by FAR 2013 project *Multiscale PDEs and emerging collective behaviours*. G. Albi acknowledges the support of the ERC-Starting Grant HDSPCONTR *High-Dimensional Sparse Optimal Control*.

References

- [1] G. Albi, M. Herty, and L. Pareschi. Kinetic description of optimal control problems in consensus modeling. To appear in *Comm. Math. Sci.*
- [2] G. Albi and L. Pareschi. Binary interaction algorithms for the simulation of flocking and swarming dynamics. *SIAM Multiscale Model. Simul.*, 11(1):1–29, 2013.
- [3] G. Albi and L. Pareschi. Modeling of self-organized systems interacting with a few individuals: from microscopic to macroscopic dynamics. *Appl. Math. Lett.*, 26(4):397–401, 2013.
- [4] E. Ben-Naim. Opinion dynamics, rise and fall of political parties. *Europhys. Lett.*, 69:671, 2005.
- [5] E. Ben-Naim, P. L. Krapivsky, and S. Redner. Bifurcations and patterns in compromise processes. *Physica D: Nonlinear Phenomena*, 183(3-4):190–204, 2003.
- [6] A. Bensoussan, J. Frehse, and P. Yam. *Mean Field Games and Mean Field Type Control Theory*. Series: SpringerBriefs in Mathematics, New York, 2013.

- [7] C. M. Bordogna and E. V. Albano. Dynamic behaviour of a social model for opinion formation. *Physical Review E*, 76(6):061125, 2007.
- [8] S. Wongkaew and A. Borz. Modeling and control through leadership of a refined flocking system. *Preprint* (2014).
- [9] L. Boudin and F. Salvarani. A kinetic approach to the study of opinion formation. *ESAIM: Math. Mod. Num. Anal.*, 43:507–522, 2009.
- [10] M. Burger, M. Di Francesco, P.A. Markowich, and M.-T. Wolfram. Mean-field games with nonlinear mobilities in pedestrian dynamics. To appear in *DCDS-B*.
- [11] E. Camacho and C. Bordons. *Model predictive control*. Springer, USA, 2004.
- [12] E. Cristiani, Piccoli B. and Tosin A., Multiscale modeling of granular flows with application to crowd dynamics, *SIAM Multiscale Modeling & Simulation*, 9(1):155–182, 2011.
- [13] H. Choi, M. Hinze, and K. Kunisch. Instantaneous control of backward-facing step flows. *Applied Numerical Mathematics*, 31(2):133–158, 1999.
- [14] R. M. Colombo and N. Pogodaev. Confinement strategies in a model for the interaction between individuals and a continuum. *SIAM J. Appl. Dyn. Syst.*, 11(2):741–770, 2012.
- [15] P. Degond, J.-G. Liu, and C. Ringhofer. Large-scale dynamics of Mean-field games driven by local Nash equilibria. *Journal of Nonlinear Science*, 24:93–115, 2014.
- [16] B. Dring, P.A. Markowich, J.F. Pietschmann, and M.-T. Wolfram. Boltzmann and Fokker-Planck equations modelling opinion formation in the presence of strong leaders. *Proc. R. Soc. A*, 465:3687–3708, 2009.
- [17] M. Fornasier, J. Haskovec, and G. Toscani. Fluid dynamic description of flocking via Povzner-Boltzmann equation. *Physica D*, 240:21–31, 2011.
- [18] M. Fornasier and F. Solombrino. Mean-field optimal control. *preprint arXiv:1306.5913*, 2013.
- [19] G. Furioli, A. Pulvirenti, E. Terraneo, and G. Toscani. The grazing collision limit of the inelastic Kac model around a Lvy-type equilibrium. *SIAM J. Math. Anal.*, 44(2):827–850, 2012.
- [20] S. Galam, Y. Gefen, and Y. Shapir. Sociophysics: A new approach of sociological collective behaviour. *J. Math. Sociology*, 9:1–13, 1982.
- [21] J. Gmez-Serrano, C. Graham, and J.-Y. Le Boudec. The bounded confidence model of opinion dynamics. *Math. Models Methods Appl. Sci.*, 22:1–46, 2012.

- [22] J. M. Harrison and M. I. Taksar. Instantaneous control of brownian motion. *Mathematics of Operations research*, 8(3):439–453, 1983.
- [23] R. Hegselmann and U. Krause. Opinion dynamics and bounded confidence, models, analysis and simulation. *Journal of Artificial Societies and Social Simulation*, 5(3):2, 2002.
- [24] D. Helbing, S. Lämmer, and J.-P. Lebacque. Self-organized control of irregular or perturbed network traffic. In C. Deissenberg and R. Hartl, editors, *Optimal Control and Dynamic Games*, volume 7 of *Advances in Computational Management Science*, pages 239–274. Springer US, 2005.
- [25] M. Herty. Feedback controls for continuous priority models in supply chain management. *Comput. Methods Appl. Math.*, 11:206–213, 2011.
- [26] H. Hotelling. Stability and Competition. *Economic Journal*, 39(1):41–57, 1929.
- [27] J.-M. Lasry, and P.-L. Lions. Mean Peld games. *Japanese Journal of Mathematics*, 2(1):229–260, 2007.
- [28] D. Luenberger, Optimization by vector space methods, *John Wiley and Sons Inc., New York*, 1969.
- [29] T. Lux and M. Marchesi. Scaling and criticality in a stochastic multi-agent model of a financial market, *Nature*, 397:498–500, 1999.
- [30] D. Maldarella, and L. Pareschi. Kinetic models for socio-economic dynamics of speculative markets, *Physica A*, 391:715–730, 2012.
- [31] D. Q. Mayne and H. Michalska. Receding horizon control of nonlinear systems. *IEEE Trans. Automat. Control*, 35(7):814–824, 1990.
- [32] S. Motsch and E. Tadmor. Heterophilious dynamics enhances consensus. *Preprint arXiv:1301.4123*, 2013.
- [33] C. Mudde. *Populist Radical Right Parties in Europe*. Cambridge University Press, 2007.
- [34] G. Naldi, L. Pareschi, and G. Toscani, editors. *Mathematical Modeling of Collective behaviour in Socio-Economic and Life Sciences*. Series: Modeling and Simulation in Science, Engineering and Technology. Birkhauser, Boston, 2010.
- [35] L. Pareschi and G. Toscani. *Interacting multi-agent systems. Kinetic equations & Monte Carlo methods*. Oxford University Press, USA, 2013.
- [36] K. Sznajd-Weron and J. Sznajd. Opinion evolution in closed community, 2000.

- [37] G. Toscani. Kinetic models of opinion formation. *Commun. Math. Sci.*, 4(3):481–496, 2006.
- [38] F. Vazquez, P. L. Krapivsky, and S. Redner. Constrained opinion dynamics: freezing and slow evolution. *Journal of Physics A: Mathematical and General*, 36(3):L61, 2003.
- [39] C. Villani. On a new class of weak solutions to the spatially homogeneous Boltzmann and Landau equations. *Arch. Rational Mech. Anal.*, 143(3):273–307, 1998.
- [40] G. Weisbuch, G. Deffuant, and F. Amblard. Persuasion dynamics. *Physica A: Statistical Mechanics and its Applications*, 353:555–575, 2005.