

A Brief Review of Optimal Scaling of the Main MCMC Approaches and Optimal Scaling of Additive TMCMC Under Non-Regular Cases

Kushal Kr. Dey[†], Sourabh Bhattacharya^{‡,+}

[†] University of Chicago

[‡] Indian Statistical Institute

+ Corresponding author: bhsourabh@gmail.com

Abstract

Transformation based Markov Chain Monte Carlo (TMCMC) was proposed by [Dutta and Bhattacharya \(2014\)](#) as an efficient alternative to the Metropolis-Hastings algorithm, especially in high dimensions. The main advantage of this algorithm is that it simultaneously updates all components of a high dimensional parameter using appropriate move types defined by deterministic transformation of a single random variable. This results in reduction in time complexity at each step of the chain and enhances the acceptance rate.

In this paper, we first provide a brief review of the optimal scaling theory for various existing MCMC approaches, comparing and contrasting them with the corresponding TMCMC approaches. The optimal scaling of the simplest form of TMCMC, namely *additive TMCMC*, has been studied extensively for the Gaussian proposal density in [Dey and Bhattacharya \(2017a\)](#). Here, we discuss diffusion-based optimal scaling behavior of additive TMCMC for non-Gaussian proposal densities – in particular, uniform, Student’s t and Cauchy proposals. Although we could not formally prove our diffusion result for the Cauchy proposal, simulation based results lead us to *conjecture* that at least the recipe for obtaining general optimal scaling and optimal acceptance rate holds for the Cauchy case as well. We also consider diffusion based optimal scaling of TMCMC when the target density is discontinuous. Such non-regular situations have been studied in the case of Random Walk Metropolis Hastings (RWMH) algorithm by [Neal and Roberts \(2011\)](#) using expected squared jumping distance (ESJD), but the diffusion theory based scaling has not been considered.

We compare our diffusion based optimally scaled TMCMC approach with the ESJD based optimally scaled RWM with simulation studies involving several target distributions and proposal distributions including the challenging Cauchy proposal case, showing that additive TMCMC outperforms RWMH in almost all cases considered.

Keywords: *Additive Transformation; Diffusion; Itô Formula; Optimal Scaling; Non-regular; Transformation based Markov Chain Monte Carlo.*

1 Introduction

Markov Chain Monte Carlo (MCMC) techniques have revolutionized the statistical literature over the past two decades. It is extensively used today in Bayesian computation, systems biology, statistical physics, among many other fields. The simplest and the most popular MCMC technique in high dimensions is the Random Walk Metropolis Hastings (RWMH) algorithm. In this algorithm, at each iteration of the chain, a move is suggested based on a proposal density centered at the current position of the chain.

In the RWMH algorithm, the most popular choice of proposal density is the Gaussian distribution. However the variance or the scaling factor of this Gaussian proposal density is of utmost importance. If the variance is small, the magnitude of jumps of the chain would be smaller and the chain converges slowly. If the variance is large, we end up rejecting too many proposed moves. Considering a diffusion based approach, [Roberts *et al.* \(1997\)](#) proposed optimal scaling (variance) of the Gaussian proposal for target distributions with *iid* components. Later, optimal scalings were derived for more general classes of target densities (see [Bedard \(2007\)](#), [Mattingly *et al.* \(2011\)](#), [Bedard and Rosenthal \(2008\)](#), [Bedard \(2009\)](#)). The optimal acceptance rate, corresponding to the optimal scaling, for most set-ups considered, is 0.234.

In most high-dimensional and realistic scenarios, the RWM algorithm, as well as other Metropolis Hastings (M-H) algorithms exhibit relatively poor acceptance rates when all the variables are jointly updated at a time. Sequential updating can maintain high acceptance rates, but can be computationally burdensome in the extreme. Moreover, such algorithms usually have poor mixing properties due to high posterior correlations between the parameters. In order to counter these problems effectively, [Dutta and Bhattacharya \(2014\)](#) introduced the general Transformation based Markov Chain Monte Carlo (TMCMC) algorithm. In a nutshell, TMCMC constructs appropriate “move types”, within which simple deterministic transformations of a single random variable is used to simultaneously update all the parameters.

This strategy has been shown to dramatically improve the acceptance rate and reduce computational burden. Properties like aperiodicity, Harris recurrence, irreducibility and geometric ergodicity of the additive TMCMC algorithm have already been studied in great detail; see [Dutta and Bhattacharya \(2014\)](#), [Dey and Bhattacharya \(2017b\)](#). All these studies show TMCMC to be a competent alternative to RWM, specially when the dimensionality is very high.

We briefly describe TMCMC in the next section.

2 TMCMC and Optimal Scaling Theory

Consider simulation from a d dimensional distribution and assume that we are currently at a point $x = (x_1, \dots, x_d)$. Let us define the d -dimensional random vector $b = (b_1, \dots, b_d)$, such that, for $i = 1, \dots, d$,

$$b_i = \begin{cases} +1 & \text{with probability } p_i; \\ 0 & \text{with probability } 1 - p_i - q_i; \\ -1 & \text{with probability } q_i, \end{cases} \quad (2.1)$$

where, for each i , $0 < p_i, q_i < 1$ such that $p_i + q_i \leq 1$. Let $\epsilon \sim \varrho(\epsilon) = \tilde{\varrho}(\epsilon)I_{\mathbb{S}}(\epsilon)$, where $\tilde{\varrho}(\cdot)$ is any arbitrary density supported on some suitable space \mathbb{S} ; here $I_{\mathbb{S}}(\cdot)$ denotes the indicator function of \mathbb{S} .

TMCMC uses moves of the following type:

$$(x_1, \dots, x_d) \rightarrow (T^{b_1}(x_1, \epsilon), \dots, T^{b_d}(x_d, \epsilon)), \quad (2.2)$$

where $T^{+1}(x_i, \epsilon)$, the forward transformation to coordinate x_i , and $T^{-1}(x_i, \epsilon)$, the backward transformation to x_i , are bijective for fixed ϵ and injective for fixed x_i , satisfying

$$T^{+1}(T^{-1}(x_i, \epsilon), \epsilon) = T^{-1}(T^{+1}(x_i, \epsilon), \epsilon) = x_i. \quad (2.3)$$

The transformation

$$T^0(x_i, \epsilon) \equiv x_i, \quad \forall \epsilon \in \mathbb{S}, \quad (2.4)$$

indicates no change to the coordinate x_i while updating the vector $x = (x_1, \dots, x_d)$ to $x^* = \mathcal{T}_b(x, \epsilon)$, where $\mathcal{T}_b(x, \epsilon)$ denotes the updated vector $(T^{b_1}(x_1, \epsilon), \dots, T^{b_d}(x_d, \epsilon))$. Assuming for simplicity of illustration that $p_i = q_i$ for $i = 1, \dots, d$, move (2.2) is to be accepted with

probability

$$\alpha = \min \left\{ 1, \frac{\pi(x^*)}{\pi(x)} J^b(x, \epsilon) \right\}, \quad (2.5)$$

where $J^b(x, \epsilon) = \left| \frac{\partial(\mathcal{T}^b(x, \epsilon, \epsilon))}{\partial(x, \epsilon)} \right|$ is the Jacobian of the transformation associated with \mathcal{T}^b . For general (p_1, \dots, p_d) and (q_1, \dots, q_d) , the acceptance ratio depends upon these probabilities; see [Dutta and Bhattacharya \(2013\)](#).

For a wide range of target densities, [Dey and Bhattacharya \(2017a\)](#) derived the optimal scaling of the TMCMC algorithm with additive transformation.

$$T^{+1}(x_i, \epsilon) = x_i + \epsilon \quad T^{-1}(x_i, \epsilon) = x_i - \epsilon \quad i = 1, 2, \dots, d \quad (2.6)$$

The optimal acceptance rate for the optimally scaled additive TMCMC algorithm was found to be 0.439, in contrast with 0.234, the optimal acceptance rate of the RWM algorithm. Also the diffusion speed for TMCMC was found to be more robust to the choice of scaling, compared to RWM algorithm. Indeed, even if the choice of the scale is suboptimal, the diffusion speed of TMCMC is not much affected, while, on the other hand, that of RWM is significantly adversely affected by sub-optimal scalings. Since in complex, realistic problems, determination of the exact optimal scaling can prove to be a difficult exercise, this robustness property of TMCMC is a strong advantage.

In all the above considerations, it was inherently assumed that the proposal distribution was Gaussian. A common criticism of the Gaussian proposal is that it is light-tailed and hence exploration of the state space would be slow. Starting from an initial point x_0 , the chain would usually move to points close to x_0 , and in the rare cases when it makes a jump of large magnitude to some point y , distant from x_0 , the acceptance rate $\min \left\{ 1, \frac{\pi(y)}{\pi(x_0)} \right\}$ would usually turn out to be very small, and hence the probability of accepting such a jump would be very low. This is one of the prime reasons why the RWM or the TMCMC chain with the Gaussian proposal have slow convergence rate and also high autocorrelation time.

One way to resolve the aforementioned problem is to consider the uniform or heavy tailed proposal distributions like the Cauchy distribution instead of the light tailed Gaussian proposal. However, with the Cauchy proposal distribution, the moments are not defined and hence the Taylor's series expansions necessary for proving diffusion based optimal scaling results are no longer valid. This is the case even if the usual regularity conditions (see, for example, Theorem 4.1 of [Dey and Bhattacharya \(2017a\)](#) in the TMCMC context and [Roberts *et al.* \(1997\)](#) in the context of RWM) are satisfied.

Additionally, if some of the regularity conditions are violated, for example, if the support of the target density is bounded (discontinuous target density on \mathbb{R}^d , where \mathbb{R} is the real line and d is the dimensionality of the target distribution), the problem of optimal scaling poses further challenges.

To avoid these technical difficulties associated with the traditional diffusion based approach, [Neal and Roberts \(2011\)](#) obtained optimal scaling for RWM corresponding to several non-Gaussian proposal densities by maximizing the expected squared jumping distance (ESJD), defined by

$$ESJD = E \left[\sum_{i=1}^d (X_{1i} - X_{0i})^2 \right]. \quad (2.7)$$

In the Gaussian proposal case [Neal and Roberts \(2011\)](#) show that their ESJD based approach coincides with the diffusion based approach.

In this article, we extend the diffusion based approach to optimal scaling of additive TMCMC in situations where (a) all the regularity conditions of Theorem 4.1 of [Dey and Bhattacharya \(2017a\)](#) are satisfied but the proposal distribution is non-Gaussian, and (b) the non-regular

cases consisting of target densities with bounded support, the proposal distribution being non-Gaussian. Before we formalize our approach, we first provide a brief review of optimal scaling theory for various approaches of MCMC, including TMCMC, to acquaint the readers with the basic concepts. Thus, our contribution in this article is two-fold: reviewing and discussing the optimal scaling literature for varieties of MH and TMCMC based methods, and developing a novel diffusion based approach to optimal scaling in non-regular cases for additive TMCMC.

3 An overview of optimal scaling theory for various existing MCMC approaches

3.1 Optimal scaling for the RWM approach

Assume that $\pi : \mathbb{R}^d \mapsto \mathbb{R}_+$ is the target density, and $x_t = (x_{t,1}, \dots, x_{t,d})$ is the MCMC realization at the t -th iteration, and that at the next iteration, the value $y_{t+1} = (y_{t+1,1}, \dots, y_{t+1,d})$ is proposed from some density $q(x_t, \cdot)$, where, for any x, y , $q(x, y)$ is the conditional density of y given x . The Metropolis Hastings (MH) approach either accepts $x_{t+1} = y_{t+1}$ with probability

$$\alpha(x_t, y_{t+1}) = \min \left\{ 1, \frac{\pi(y_{t+1})q(y_{t+1}, x_t)}{\pi(x_t)q(x_t, y_{t+1})} \right\}, \quad (3.1)$$

or remains at the current value with $x_{t+1} = x_t$. Note that if $q(x_t, y_{t+1}) = q(y_{t+1}, x_t)$, that is, if q is symmetric, then the ratio $q(y_{t+1}, x_t)/q(x_t, y_{t+1})$ cancels in the acceptance ratio, thus simplifying the proceedings. The random walk proposal of the form $q(x, y) \equiv q(|y - x|)$, where $q(\cdot)$ is symmetric about zero, is an example of such a symmetric proposal, and has become the default proposal mechanism for MCMC simulation, and is known as the RWM algorithm. Thus, in RWM, y_{t+1} is of the form $y_{t+1} = x_t + \epsilon_{t+1}$, where $\{\epsilon_t : t = 1, 2, \dots\}$ are *iid* with some symmetric distribution. The most popular choice of such symmetric distribution is $N_d(0, \sigma^2 I_d)$, the d -variate normal distribution with mean zero and covariance matrix $\sigma^2 I_d$, where $\sigma^2 > 0$ and I_d is the d -dimensional identity matrix. The convergence properties of the resulting RWM crucially depend on the chosen value of σ^2 ; too small values leads to large acceptance rates but very little movement of the chain, and too large values lead to small acceptance rates and only occasional movement of the chain, both of which slow down convergence, and hence, must be avoided. This so-called ‘‘Goldilocks principle’’ is not a modern day observation; indeed, this has been recognized even by [Metropolis *et al.* \(1953\)](#), who assumed the $U(-a, a)$ distribution of the ϵ_t ’s with $a > 0$, and noted that too small or too large values of a must be avoided.

3.1.1 The *iid* target density set-up

Modern day research has of course attempted to make precise statements regarding the optimal value of σ^2 , when d is large enough. This study was initiated by [Roberts and Rosenthal \(1997\)](#) who considered a simple *iid* product target density of the form $\pi(x) = \prod_{i=1}^d f(x_i)$ and a normal random proposal with σ^2 of the form $\frac{\ell^2}{d}$. In this situation, letting $U_t^d = X_{[dt],1}$ (where $[\cdot]$ denotes the integer part) be the sped up first component of the d -dimensional Markov chain, which proposes d jumps in every time unit, it can be shown that under appropriate sufficient conditions, U_t^d eventually becomes a continuous time diffusion process as $d \rightarrow \infty$, which has stationary distribution f and speed measure $g(\ell) = 2\ell^2 \Phi\left(-\sqrt{\mathbb{I}}\ell/2\right)$, where $\mathbb{I} = E_f \left(\frac{f'(X)}{f(X)} \right)^2 = \int_{-\infty}^{\infty} \left(\frac{f'(x)}{f(x)} \right)^2 f(x) dx$. The speed measure is related to the autocorrelation of the underlying Markov chain; in fact, high speed is equivalent to low autocorrelation (see [Roberts and Rosenthal \(2001\)](#)). Thus, it makes sense to maximize the speed measure with respect to ℓ . As such, the optimal value of ℓ is given by $\ell_{opt} = 2.381/\sqrt{\mathbb{I}}$ and the optimal acceptance rate is

given by $2\Phi\left(-\sqrt{\ell_{opt}}/2\right) \approx 0.234$. This optimal acceptance rate need not be strictly enforced, however, as [Roberts and Rosenthal \(2001\)](#) demonstrate, using a measure of efficiency which is the reciprocal of integrated autocorrelation time, that the RWM proposal may be tuned to achieve an acceptance rate between 0.15 to 0.5, which would make the algorithm around 80% efficient.

3.1.2 The set-up where target density is the product of independent but non-identical densities

Although the aforementioned optimal scaling theory is built on the assumption of the simple (and unrealistic) assumption of the product of *iid* densities as the target, this has been extended to more realistic set-ups, such as product of independent but non-identical densities with special forms. [Roberts and Rosenthal \(2001\)](#) considered the form $\pi(x) = \prod_{i=1}^d C_i f(C_i x_i)$, where C_1, \dots, C_d are *iid* realizations from some distribution. In this case, the optimal scaling result for the *iid* set-up continues to hold, albeit the diffusion speed is reduced due to division by an ‘‘inhomogeneity factor’’ given by $c = E(C_1^2) / E[(C_1)]^2$, which is greater than or equal to one. This factor is responsible for slowing down the algorithm as the variability among C_1, \dots, C_d increases.

[Bedard \(2007\)](#), [Bedard \(2008\)](#), [Bedard and Rosenthal \(2008\)](#) considered a similar framework, but different powers of d for the co-ordinate wise target densities. Their main result is that if the individual components are dominated by the sum of all the components, then the optimal acceptance rate remains 0.234, but on the other hand, if any component is comparable to the sum, then the optimal acceptance is reduced.

3.1.3 The dependent set-up

Although the aforementioned optimal scaling theories assume the target to be at most inhomogeneous product of d densities, as shown in [Rosenthal \(2011\)](#) (see also [Roberts and Rosenthal \(2001\)](#)), the theory of [Roberts and Rosenthal \(2001\)](#) for independent but non-identical target density can be adapted to the case of d -variate normal target distributions. Indeed, following [Rosenthal \(2011\)](#), let us assume that the target is $N(0, \Sigma)$, where Σ is a d -dimensional covariance matrix, and the proposal is of the form $y_{t+1} = x_t + \epsilon_{t+1}$, where $\epsilon_t \stackrel{iid}{\sim} N(0, \tilde{\Sigma})$, where $\tilde{\Sigma}$ is the appropriate covariance matrix to be determined by the optimal scaling theory. It can be seen that the problem can be equivalently formulated as considering the target to be $N(0, \Sigma \tilde{\Sigma}^{-1})$ and the normal random walk covariance to be the d -dimensional identity matrix. Then, in the form $\pi(x) = \prod_{i=1}^d C_i f(C_i x_i)$, $C_i = \sqrt{\lambda_i}$, where $\lambda_1, \dots, \lambda_d$ are the eigenvalues of $\Sigma \tilde{\Sigma}^{-1}$. As $d \rightarrow \infty$, this corresponds to the case where C_1, \dots, C_d are random with $E(C_1) = \frac{1}{d} \sum_{i=1}^d \sqrt{\lambda_i}$ and $E(C_1^2) = \frac{1}{d} \sum_{i=1}^d \lambda_i$. In this case, the inhomogeneity factor is approximately given by $c = d \left(\sum_{i=1}^d \lambda_i \right) / \left(\sum_{i=1}^d \sqrt{\lambda_i} \right)^2$. It is thus clear that the diffusion speed is maximized when the above eigenvalues are all equal, which implies that one must set $\tilde{\Sigma} \propto \Sigma$. Applying the optimal scaling theory for the *iid* case one then obtains the value of the proportionality constant to be $(2.38)^2 / d$.

[Mattingly et al. \(2011\)](#) consider a more realistic and general dependent set-up where the joint target density is absolutely continuous with respect to a Gaussian measure, and even in their case, the optimal acceptance rate turned out to be 0.234 for normal RWM proposals.

3.2 Optimal scaling for Metropolis within Gibbs

[Neal and Roberts \(2006\)](#) investigated optimal scaling in the Metropolis within Gibbs context, where in any given iteration, only a fixed proportion c_d of the d coordinates are updated using

RWM, leaving the remaining co-ordinates unchanged. Here c_d is a function of d and it is assumed that as $d \rightarrow \infty$, $c_d \rightarrow c$, for some $0 < c \leq 1$. To analytically represent the transitions, first let for $i = 1, \dots, d$,

$$\begin{aligned}\chi_i &= 1 && \text{if transition takes place in the } i^{\text{th}} \text{ coordinate} \\ &= 0 && \text{if no transition takes place in the } i^{\text{th}} \text{ coordinate.}\end{aligned}\tag{3.2}$$

Then,

$$P(\chi_i = 1) = c_d; \quad i = 1, \dots, d,\tag{3.3}$$

and the transition is given by

$$(x_1, \dots, x_d) \rightarrow (x_1 + \chi_1 \epsilon_1, \dots, x_d + \chi_d \epsilon_d),\tag{3.4}$$

where, for $i = 1, \dots, d$, $\epsilon_i \stackrel{iid}{\sim} N(0, \frac{\ell}{d})$. Assuming the target density to be a product of *iid* densities, [Neal and Roberts \(2006\)](#) obtained, in the RWM within Gibbs set-up, the optimal acceptance rate 0.234. It can be verified that the same optimal acceptance rate is achieved even for the target densities that are products of independent but non-identical, and for dependent target densities discussed above.

[Dey and Bhattacharya \(2017a\)](#) consider a similar set-up under the additive TMCMC within Gibbs premise. In their case, the transition can be represented as

$$(x_1, \dots, x_d) \rightarrow (x_1 + \chi_1 b_1 \epsilon, \dots, x_d + \chi_d b_d \epsilon),\tag{3.5}$$

where $\epsilon \equiv \frac{\ell}{\sqrt{d}} \epsilon^*$, with $\epsilon^* \sim N(0, 1)I_{\{\epsilon^* > 0\}}$. [Dey and Bhattacharya \(2017a\)](#) show that in this case, the optimal acceptance rate is 0.439 for all the aforementioned forms of the target densities. In the simulation studies reported in [Dey and Bhattacharya \(2017a\)](#), optimally scaled additive TMCMC considerably outperformed optimally scaled RWM when all the variables are updated in every iteration in terms of various measures of convergence and mixing, in particular, the Kolmogorov-Smirnov distance of the Markov chains from the target distributions. Hence, one can expect far superior performance of TMCMC even if a proportion of the variables is updated in every iteration.

3.3 Optimal scaling for the Metropolis-Adjusted Langevin Algorithm (MALA)

One way to simulate from the target density π without resorting to the traditional MH method is to simulate from the discretized version of some appropriate diffusion equation having stationary distribution f . Such an idea owes its origin in [Grenander and Miller \(1994\)](#) and [Philips and Smith \(1996\)](#). In particular, the Langevin diffusion $dx_t = dB_t + \frac{1}{2} \nabla \log \pi(x_t) dt$, where B_t is the standard Brownian motion. [Roberts and Rosenthal \(1998\)](#) note that the Langevin equation is the only non-explosive diffusion which is reversible with respect to f . Implementation of the Langevin equation proceed by discretization: $x_{t+1} = x_t + \frac{\sigma^2}{2} \nabla \log \pi(x_t) + \sigma \epsilon_t$, where ϵ_t is generated from the d -dimensional normal with mean zero and identity covariance matrix. In the above, σ^2 is associated with the size of discretization, which is to be appropriately chosen.

However, the discretized version does not necessarily mimic the behaviour of the original diffusion equation. [Roberts and Tweedie \(1996\)](#) note that the discretized chain may even be transient if $\lim_{x \rightarrow -\infty} \sigma^2 \nabla \log f(x) |x|^{-1}$ and $\lim_{x \rightarrow \infty} \sigma^2 \nabla \log f(x) |x|^{-1}$ exist and larger than 1 and smaller than -1, respectively. A way to rectify this is to consider the discretized version as a proposal distribution for the MH method in the usual way; this has been suggested by [Besag \(1994\)](#). The MALA based MH algorithm is given as follows.

Algorithm 3.1. MALA

- Assume that the current state is $x = (x_1, \dots, x_d)$.
- Propose $y \sim N\left(x + \frac{\sigma^2}{2} \nabla \log \pi(x), \sigma^2 I_d\right)$ as the proposed value.
- Accept y with probability

$$\alpha = \min \left\{ 1, \frac{\pi(y)}{\pi(x)} \times \frac{\exp \left\{ -\frac{1}{2\sigma^2} \left(y - x - \frac{\sigma^2}{2} \nabla \log \pi(x) \right)^2 \right\}}{\exp \left\{ -\frac{1}{2\sigma^2} \left(x - y - \frac{\sigma^2}{2} \nabla \log \pi(y) \right)^2 \right\}} \right\}. \quad (3.6)$$

- Accept x with the remaining probability.

Robert and Casella (2004) show that the discretized proposal can be naturally derived by considering a Laplace approximation perspective.

The optimal scaling of σ has been derived by Roberts and Rosenthal (1998) by considering $\sigma^2 = \ell^2/d^{1/3}$. This scaling order originated in physics (Kennedy and Pendleton (1991)) and turned out to be relevant for the optimal scaling investigation. The optimal acceptance obtained by Roberts and Rosenthal (1998) in the *iid* set-up is 0.574, which is much higher than than for RWM. Even for the independent but the non-identical set-up considered by Roberts and Rosenthal (2001), the optimal acceptance rate turned out to be 0.574. Perhaps not surprisingly, the acceptance rate remains the same in the general dependent set-up where the joint target density is absolutely continuous with respect to a Gaussian measure; see Pillai *et al.* (2012).

Thus, in all the cases considered so far, the MALA significantly outperforms in terms of acceptance rate. However, MALA is not geometrically ergodic when $\nabla f(x) \rightarrow 0$ as $\|x\| \rightarrow \infty$ (Roberts and Tweedie (1996)), although in this situation the MALA resembles the RWM, which is geometrically ergodic under relevant sufficient conditions (see, for example, Jarner and Hansen (2000)). Thus, MALA need not always be superior to RWM in terms of performance.

It is useful to note that a TMCMC version of the Langevin diffusion can also be considered as follows. Suppose that we are simulating from a d dimensional space (usually \mathbb{R}^d). Let us define d random variables b_1, \dots, b_d in the same way as (2.1). Then TMCMC based on the discretized Langevin proposal, which we refer to as TMCMC-adjusted Langevin algorithm (TALA) is given as follows:

Algorithm 3.2. TALA

- Assume that the current state is $x = (x_1, \dots, x_d)$ and let b_1 and $\epsilon_1 \sim q(\cdot)I_{\{\epsilon_1 > 0\}}$ be associated with the current proposed value, where $q(\cdot)$ is any arbitrary univariate density.
- Propose b_2 and $\epsilon_2 \sim q(\cdot)I_{\{\epsilon_2 > 0\}}$. Set $y = x + \frac{\sigma^2}{2} \nabla \log \pi(x) + \sigma b_2 \epsilon_2$ as the proposed value.
- Accept y with probability

$$\alpha = \min \left\{ 1, \frac{P(b_1)}{P(b_2)} \times \frac{\pi(y)}{\pi(x)} \times \frac{q(\epsilon_1)}{q(\epsilon_2)} \right\}, \quad (3.7)$$

where for any b of the form (2.1), $P(b)$ denotes the probability of b .

- Accept x with the remaining probability.

Observe that unlike the original TMCMC principle, the acceptance ratio is not free of the proposal density. In fact, the ratio $q(\epsilon_1)/q(\epsilon_2)$ is an adjustment for the issue that for TALA we do not use the inverse of the forward transformation to move backward using the same ϵ used in the forward direction, unlike the original TMCMC principle. The reason for not using inversion (and the same ϵ) is that bijection associated with the transformation in this case is not assured for general target densities. However, unlike MALA, the acceptance ratio of TALA provided in (3.7) does not require evaluation of the gradient, resulting in computational simplicity. Note that in practice the gradient is usually approximated numerically, and indeed for simulation purpose a small margin of error is permissible, but it is desirable to evaluate the acceptance rate without any error. Thus, from this perspective, eliminating the gradient based calculations is important, which TALA achieves. Also note that if $p_i = 1/2$ for all i in (2.1), then the ratio $P(b_1)/P(b_2)$ cancels in the acceptance ratio, resulting in further simplification.

Optimal scaling for TALA is an interesting challenge which we shall handle. We anticipate that the optimal acceptance rate of TALA will be much higher than that of MALA because of the drastic dimension reduction achieved by updating all the variables using a single random variable.

3.4 Optimal scaling in hybrid Monte Carlo

The hybrid Monte Carlo (HMC) methods, introduced by Duane *et al.* (1987), is a method of MCMC simulation from the target distribution π that considers as proposal a discretized version of the solution of the deterministic Hamiltonian equations from physics and uses the MH acceptance probability to accept the proposed value. Briefly, one may imagine a dynamical system where $x(t) \in \mathbb{R}^d$ is likened to the d -dimensional position vector of a body of particles at time t . Also, let $v(t) = \dot{x}(t) = \frac{dx}{dt}$ be the speed vector of the particles, $\dot{v}(t) = \frac{dv}{dt}$ be the acceleration vector, and \vec{F} be the force exerted on the particles. Thanks to Newton's law of motion, $\vec{F} = \mathbf{m}\dot{v}(t) = (m_1\dot{v}_1, \dots, m_d\dot{v}_d)(t)$, where $m \in \mathbb{R}^d$ is a mass vector. From the simulation perspective, the momentum vector, $p = mv$ may be interpreted as a set of auxiliary variables that facilitates simulation from $\pi(x)$.

The kinetic energy of the system is defined as $W(p) = p'M^{-1}p$, where M is the mass matrix. In general, M is usually chosen to be a diagonal matrix. The potential energy field of the system is defined as $U(x) = -\log \pi(x)$, which now connects our target density of interest to the dynamical system. The total energy (Hamiltonian function) is given by $H(x, p) = U(x) + W(p)$, which is used to build a joint distribution over the phase-space (x, p) . The joint distribution is of the form

$$f(x, p) \propto \exp\{-H(x, p)\} = \pi(x) \exp(-p'M^{-1}p/2), \quad (3.8)$$

so that simulating jointly from $f(x, p)$ by some appropriate MCMC mechanism and discarding the corresponding simulations of p yields samples from π .

The essence of HMC lies in the construction of a novel proposal strategy that hinges upon Newton's law of motion, derived from the law of conservation of energy. These admit representation in the form of the Hamiltonian equations, given by

$$\begin{aligned} \dot{x}(t) &= \frac{\partial H(x, p)}{\partial p} = M^{-1}p, \\ \dot{p}(t) &= -\frac{\partial H(x, p)}{\partial x} = -\nabla U(x), \end{aligned}$$

where $\nabla U(x) = \frac{\partial U(x)}{\partial x}$. The above equations form the crux for an efficient proposal mechanism, but for being usable, discretization is required. Indeed, these can be approximated by the

so-called leap-frog algorithm (Hockney (1970)), given by

$$x(t + \delta t) = x(t) + \delta t M^{-1} \left\{ p(t) - \frac{\delta t}{2} \nabla U(x(t)) \right\} \quad (3.9)$$

$$p(t + \delta t) = p(t) - \frac{\delta t}{2} \{ \nabla U(x(t)) + \nabla U(x(t + \delta t)) \} \quad (3.10)$$

As such, given choices of M , δt , and L , the HMC is then the following algorithm:

Algorithm 3.3. *HMC*

- Initialise x and draw $p \sim N(0, M)$.
- Assuming the current state to be (x, p) , do the following:
 1. Generate $p_1 \sim N(0, M)$;
 2. Letting $(x(0), p(0)) = (x, p_1)$, run the leap-frog algorithm for L time steps, to yield $(x_2, p_2) = (x(t + L\delta t), p(t + L\delta t))$;
 3. Accept (x_2, p_2) with probability

$$\min \{1, \exp \{-H(x_2, p_2) + H(x, p_1)\}\}, \quad (3.11)$$

and accept (x, p_1) with the remaining probability.

In the above algorithm, it is not required to store simulations of p . Detailed balance can be easily seen to hold by observing that the leapfrog algorithm is volume preserving (“symplectic”) and time reversible. The other ergodic properties also easily follow.

The non-local behaviour of the leap-frog algorithm allows the algorithm to explore the state space more efficiently compared to RWM. However, the tuning parameters of HMC, namely, L , M and δt must be chosen carefully. For each dynamic evolution, Cheung and Beck (2009) suggest selecting L from a discrete uniform distribution on $\{1, \dots, L_{\max}\}$, for some pre-chosen L_{\max} . This strategy bypasses the issue of getting into a somewhat rare, but undesirable resonance condition (Mackenzie (1989)). Cheung and Beck (2009) also suggest selecting M to be the identity matrix if the components of x are of comparable scale, which can be ensured by appropriate normalization at the initial stage.

The most challenging issue seems to be properly tuning the step size δt of the leap-frog algorithm, which affects the acceptance rate and convergence of the HMC algorithm in ways similar to that of the scale parameters of RWM and MALA, and optimal choice of this parameter is of much importance. Cheung and Beck (2009) suggest choosing δt such that the empirical acceptance rate is at least 0.1. Using heuristic arguments and calculations Neal (2011) obtained the optimal acceptance rate 0.65 for HMC for $\delta t = O(d^{-4})$, so that δt can be tuned to achieve the acceptance rate. The results obtained by Neal (2011) are further validated by Beskos *et al.* (2013) who establish, in the case of *iid* product density as the target, a formal theory of optimal scaling for HMC, considering $\delta t = \ell \times d^{-4}$.

Dutta and Bhattacharya (2014) show that HMC is a special case of TMCMC, where the momentum vector plays the role of the random variables using which the relevant forward and inverse transformations are taken; in the Appendix we briefly touch upon the issue. However, since the main essence of TMCMC is to update all the variables using transformations of a scalar random variable, it is worth updating the momentum vector p using a single random variable. In this regard, we provide the TMCMC based version of HMC in Algorithm 3.4, where, for simplicity we consider additive TMCMC, noting that any valid transformation satisfying the conditions stated in Dutta and Bhattacharya (2014) may be considered.

Algorithm 3.4. *TMCMC based HMC*

- Let (x_1, p_1) be the current value. Also, let b_1 with probability $P(b_1)$ and $\epsilon_1 \sim q(\cdot)I_{\{\epsilon_1 > 0\}}$ be associated with the current value p_1 .
- Do the following:
 1. Propose b_2 with probability $P(b_2)$ and $\epsilon_2 \sim q(\cdot)I_{\{\epsilon_2 > 0\}}$. Set $\tilde{p}_1 = p_1 + \sigma b_2 \epsilon_2$ as the proposed value.
 2. Letting $(x(0), p(0)) = (x_1, \tilde{p}_1)$, run the leap-frog algorithm for L time steps, to yield $(x_2, p_2) = (x(t + L\delta t), p(t + L\delta t))$;
 3. Accept x_2 with probability

$$\min \left\{ 1, \frac{P(b_1)}{P(b_2)} \times \exp \{-H(x_2, p_2) + H(x_1, p_1)\} \times \frac{q(\epsilon_1)}{q(\epsilon_2)} \right\}, \quad (3.12)$$

and store \tilde{p}_1 as the current value for the next iteration.

4. Else accept x_1 with the remaining probability and store p_1 as the current value for the next iteration.
-

Given fixed scalings of the additive TMCMC above, due to drastic dimension reduction of the momentum vector p , one may expect higher optimal acceptance rate for the TMCMC based HMC algorithm compared to the original HMC algorithm with respect to optimal scaling of δt . Because of dimension reduction, the TMCMC-fed HMC method is also expected to have diffusion speed that is far more robust compared to that of the original HMC procedure, as in the case of optimal scaling of additive TMCMC relative to RWM. If optimal scaling of both δt and σ is desired, then new issues open up, and merits detailed investigation.

3.5 Multiple-try MCMC

By multiple-try MCMC we mean the MCMC algorithm that selects the next proposal from a set of available, perhaps dependent, proposals. For MH-adapted versions of such an idea, see, for example, [Liu and Sabatti \(2000\)](#), [Liang et al. \(2010\)](#), [Martino and Read \(2013\)](#). To briefly describe the main idea based on MH we consider $w(x, y) = \pi(x)q(x, y)\lambda(x, y)$, where π is the target density, $q(x, y)$ is an arbitrary proposal satisfying $q(x, y) > 0$ if and only if $q(y, x) > 0$ and $\lambda(x, y)$ is an arbitrary symmetric non-negative function such that $\lambda(x, y) > 0$ whenever $q(x, y) > 0$. If the current state is $x^{(t)} = x$, then the basic multiple-try MH for the $(t + 1)$ -th iteration is given as follows:

Algorithm 3.5. *Multiple-try MH*

- Draw k realizations, y_1, \dots, y_k , from $q(x, \cdot)$.
- Select y from the set $\{y_1, \dots, y_k\}$ with probability proportional to $w(y_j, x) = \pi(x)q(x, y_j)\lambda(x, y_j)$; $j = 1, \dots, k$.
- Obtain the $(k-1)$ auxiliary variables $\tilde{x}_1, \dots, \tilde{x}_{k-1}$ from $q(y, \cdot)$, and let $\tilde{x}_k = x$.
- Accept y with probability

$$\alpha = \min \left\{ 1, \frac{w(y_1, x) + \dots + w(y_k, x)}{w(\tilde{x}_1, y) + \dots + w(\tilde{x}_k, y)} \right\}.$$

When $\lambda(x, y) = 1/q(x, y)$, $w(x, y) = \pi(x)$, and in this case, the above algorithm boils down to oriental bias Monte Carlo (Frenkel and Smit (2002)) for molecular simulation. For various other versions of multiple try MCMC, see, for example, Liu and Sabatti (2000) and Bédard *et al.* (2012). In fact, Bédard *et al.* (2012) investigated scaling analysis of many variations of the above multiple-try MH method when the target π is the product of *iid* densities, $w(x, y) = \pi(x)$, and when the proposals are generated from multivariate normal random walk proposals. As to be expected, the scaling constant, the diffusion speed, and the acceptance rate are increasing with k , the number of trial proposals. As we primarily investigated, the same issue holds in the corresponding TCMC case, and the optimal acceptance rate tends to 1 as $k \rightarrow \infty$, independently of the scale of the random walk proposal. Thus, when k is very large, it seems that one can achieve virtually any desired diffusion speed simply by choosing the scaling constant large enough. Indeed, since the algorithm is convergent, the close to one acceptance rate implies that one can achieve almost *iid* samples from the target π with large enough k , where k must increase at a rate faster than the scaling constant. But this of course comes at a very high computational cost, and it is debatable whether such a multiple-try strategy is worth in practice. Bédard *et al.* (2012) also investigated optimal scaling with alternative choices of $w(x, y)$, but the weights proportional to the target density yielded the best results.

3.6 Delayed rejection MCMC

The delayed rejection MCMC, which has been introduced by Tierney and Mira (1999), attempts, at any given iteration of the algorithm, to successively improve the proposal by generating a sequence of trial values from possibly different proposal distributions till ultimate acceptance of a trial value or till a given number, k , of trial values are generated. Further development of the method was provided by Mira (2001) for fixed-dimensional problems and by Green and Mira (2001) for variable-dimensional problems. Applications of delayed rejection MH can be found in Harkness and Green (2000), Umstätter *et al.* (2004), Raggi (2005), Haario *et al.* (2006), Trias *et al.* (2009), etc. and optimal scaling of this method for random walk proposals when $k = 2$ and the target is the product of *iid* densities, has been undertaken by Bédard *et al.* (2014). The two-step delayed rejection MH is given by the following algorithm when x is the current state of the chain:

Algorithm 3.6. *Delayed rejection MH*

- Draw y_1 , from proposal distribution $q_1(x; \cdot)$.
- Accept y_1 with probability

$$\alpha_1(x; y_1) = \min \left\{ 1, \frac{\pi(y_1)q_1(y_1; x)}{\pi(x)q_1(x; y_1)} \right\}.$$

- If y_1 is rejected, generate another trial value y_2 from possibly another proposal $q_2(x, y_1; \cdot)$.
- Accept y_2 with probability

$$\alpha_2(x, y_1; y_2) = \min \left\{ 1, \frac{\pi(y_2)q_1(y_2; y_1)[1 - \alpha_1(y_2; y_1)]q_2(y_2, y_1; x)}{\pi(x)q_1(x; y_1)[1 - \alpha_1(x; y_1)]q_2(x, y_1; y_2)} \right\}.$$

When the proposals are random walks, Bédard *et al.* (2012) suggest two different scalings: relatively large scale for the first attempt, and a smaller scale for the second attempt if the first

attempt leads to rejection. They also consider two set-ups for the two proposal distributions; in one set-up they assume that y_2 is generated independently of y_1 and in the other they consider generating y_2 conditionally on y_1 using a deterministic transformation such that y_2 is generated from $q_2(x, \cdot)$. The optimal scaling results obtained by [Bédard *et al.* \(2014\)](#) are, however, not encouraging. In the first set-up where y_1 and y_2 are generated independently, they obtained 0.234 as the optimal acceptance rate for the first acceptance rate, namely α_1 , while the second acceptance rate α_2 converges to zero, showing that given the first proposal, the second move is useless. For the second, dependent proposal set-up, the optimal acceptance rates for both the stages turned out to be 0.234, showing that there is no improvement of the acceptance rate in the second attempt, perhaps signifying inadequate learning from the first attempt. Since delayed rejection methods necessarily involves much computational burden compared to the traditional RWM, the discouraging results of [Bédard *et al.* \(2012\)](#) seem to put a question mark on the usefulness of such methods. As can be anticipated, for additive TMCMC adaptation of delayed rejection, the corresponding acceptance rates in the two proposal set ups of [Bédard *et al.* \(2014\)](#) would be 0.439, and would not amount to any improvement over the usual additive TMCMC.

3.7 Optimal scaling in adaptive MCMC methods

The adaptive MCMC methods are concerned with proposal distributions that are updated in every iteration based on progressive learning with the iterations. Thus, the chain is not Markov but is so designed that asymptotically it becomes Markov and converges to the target distribution. Thus, adaptive MCMC is about a family of Markov kernels $\{P_\sigma\}_{\lambda \in \Lambda}$, each having the same stationary distribution π , where Λ is an appropriate set of possible tuning parameters associated with the possible Markov kernels. Letting λ_t be associated with the Markov kernel at the t -th iteration and A be any relevant Borel set, we have

$$P(X_{t+1} \in A | X_t = x, \lambda_t = \lambda, X_{t-1}, \dots, X_0, \lambda_{t-1}, \dots, \lambda_0) = P_\lambda(x, A).$$

The choice of λ_t is allowed to depend upon $X_{t-1}, \dots, X_0, \lambda_{t-1}, \dots, \lambda_0$, although in practice, $\{(X_t, \lambda_t)\}_{t=0}^\infty$ is usually designed to be a Markov chain. [Roberts and Rosenthal \(2007\)](#) prove convergence and ergodicity of the adaptive chain assuming the diminishing adaptation condition

$$\limsup_{t \rightarrow \infty} \sup_x \|P_{\lambda_{t+1}}(x, \cdot) - P_{\lambda_t}(x, \cdot)\| = 0 \quad \text{in probability.} \quad (3.13)$$

and the bounded convergence condition

$$\{M_\eta(X_t, \lambda_t)\}_{t=0}^\infty \quad \text{is bounded in probability,} \quad (3.14)$$

with $M_\eta(X_t, \lambda_t) = \inf \{t \geq 1 : P_\lambda^t(x, \cdot) - \pi(\cdot)\| \leq \eta\}$ being essentially the convergence time of P_λ when started with the initial value x . As argued in [Rosenthal \(2011\)](#), (3.14) is satisfied quite generally, except perhaps some pathological examples, and thus the diminishing adaptation condition (3.13) is more important and requires careful designing of the adaptive scheme.

A valid adaptive method that is very popular is to set λ_t to be the empirical average of $\lambda_0, \lambda_1, \dots, \lambda_{t-1}$. Such a scheme has been used, for example, by [Haario *et al.* \(2001\)](#) for adaptive optimal scaling with normal random walk, where at the $(t+1)$ -th iteration the proposal y is generated from $N\left(x_t, \frac{\ell_{opt}^2}{d} \Sigma_{t+1}\right)$, where $\ell_{opt} = 2.38$ is the optimal scale borrowed from the RWM based optimal scaling theory and Σ_{t+1} is an estimate of the target covariance matrix, set as the empirical covariance matrix of X_0, \dots, X_t . To prevent singularity of Σ_{t+1} , [Haario *et al.* \(2001\)](#) added a small positive quantity to its diagonal, for all the iterations. Alternative ideas, such as a mixture distribution, may also be considered (see [Roberts and Rosenthal \(2009\)](#)). Such optimal scaling based adaptive rules are expected to have an ultimate acceptance rate close to

0.234. There exist various modifications of the basic approach of [Haario *et al.* \(2001\)](#); see, for example, [Haario *et al.* \(2005\)](#), [Andrieu and Thoms \(2008\)](#), [Craiu *et al.* \(2009\)](#), [Roberts and Rosenthal \(2009\)](#).

[Dey \(2013\)](#) has constructed various adaptive versions of TMCMC, focussing particularly on additive TMCMC, and aiming for the ultimate optimal acceptance rate 0.439. Comparisons of adaptive additive TMCMC with various RWM based adaptive algorithms in simulation studies led to the very interesting observation that even for dimension as small as $d = 10$, some of the RWM based adaptive algorithms failed to converge to the desired acceptance rate 0.234 even after 10^5 iterations, while adaptive TMCMC reached its optimal acceptance rate 0.439 much faster, for all the adaptive versions considered. For dimensions as high as $d = 100$, the drop in efficiencies of the RWM based algorithms in comparison to TMCMC became all the more pronounced. Among all the existing adaptive methods, the method of [Atchade and Rosenthal \(2005\)](#) based on stochastic approximation ([Robbins and Monro \(1951\)](#)) performed the best, for both adaptive MH and adaptive TMCMC.

3.8 Optimal scaling in Metropolis Coupled MCMC (MC³)

When the target distribution is multimodal, then the usual MCMC methods generally fail to adequately explore all the modal regions. To combat this problem, Geyer proposed the following idea. Instead of generating a single MCMC from the multimodal target density π , it is worth generating parallel chains with *tempered* target density π^{β_j} ; $j = 0, 1, \dots, m$, where $0 \leq \beta_n < \beta_{n-1} < \dots < \beta_1 < \beta_0 = 1$ are suitable *inverse temperatures* such that π^{β_j} becomes progressively smoother and tends to unimodality as j increases. MC³ proceeds by running one chain at each of the $m + 1$ values of β . The current scenario with $m + 1$ target densities can be thought of as the product target density $\prod_{j=0}^m \pi^{\beta_j}(\mathbf{x}_j)$, where \mathbf{x}_j denotes the chain at a fixed inverse temperature β_j with stationary density π^{β_j} . The MC³ idea then suggest generating parallel MCMC from the densities π^{β_j} and occasionally swapping the values of the parallel chains. The swapping of the states help exchange information between different modal regions of the original target and hence helps explore the target more efficiently compared to the usual MCMC algorithms. The algorithm is given as follows.

Algorithm 3.7. *The MC³ algorithm*

- Update in parallel the Markov chains for each of the tempered densities. using any convergent MCMC algorithm up to a certain number of iterations say t_0 .
- Then for each iteration t ($t > t_0$),
 1. Attempt *within temperature move* by updating each \mathbf{x}_j using the usual RWMH MCMC algorithm with stationary density π^{β_j} .
 2. Attempt a *temperature swap* by randomly choosing two different inverse temperatures say β_j and β_k , and then proposing to swap their respective state values with probability

$$\alpha = \min \left\{ 1, \frac{\pi^{\beta_j}(\mathbf{x}_k) \pi^{\beta_k}(\mathbf{x}_j)}{\pi^{\beta_j}(\mathbf{x}_j) \pi^{\beta_k}(\mathbf{x}_k)} \right\}.$$

If the swap is rejected, the values of the states remain unchanged.

The spacing of the inverse temperatures β_j has important consequences of the mixing of the algorithm. For instance, if two close values of β are swapped, then not much information is exchanged and so mixing is not expected to improve, while the proposal to swap too far away values of β would usually lead to rejection of the swap proposal. Thus, optimal scaling

of the spacings between the inverse temperatures is necessary. [Atchade et al. \(2010\)](#) propose the spacings to be of length $\eta = \frac{\ell}{d}$, for a d -dimensional target density, where ℓ must be chosen optimally chosen in some sense. Under the assumption that the original target density is a product of *iid* densities, [Atchade et al. \(2010\)](#) maximize the stationary ESJD with respect to ℓ to obtain the optimal spacing. For the optimal spacing, the corresponding swap acceptance rate turns out to be 0.234.

[Dey \(2017\)](#) proposed to randomize the spacings such that $\eta = \frac{\ell}{\sqrt{d}}\epsilon$, where $\epsilon \sim q(\cdot)I_{\{\epsilon>0\}}$, where q is any arbitrary density. He referred to the corresponding randomized algorithm as randomized Metropolis Coupled Markov Chain Monte Carlo (RMC³). When q is the left truncated $N(0, 1)$ density, [Dey \(2017\)](#) proved that the optimal swap acceptance rate of RMC³, obtained via maximization of stationary ESJD, is 0.439. In keeping with the much improved swap acceptance rate, we observed much improved mixing of RMC³ in comparison with MC³ in simulation studies. We also propose to simulate the parallel Markov chains using TMCMC, rather than the traditional MCMC methods, for much greater efficiency. The resulting methodology can be termed as randomized transformation-based Metropolis Coupled Markov Chain Monte Carlo (RTMC³).

Recently [Khamaru \(2016\)](#) created an appropriate randomized variable dimensional swap based methodology for variable dimensional target distributions, where given some (perhaps, all) dimensions, the target is multimodal. The parallel, variable-dimensional chains are simulated using Transdimensional Transformation based Markov Chain Monte Carlo (TTMCMC) ([Das and Bhattacharya \(2017\)](#)). The authors refer to this novel methodology as randomized transdimensional transformation-based Metropolis Coupled Markov Chain Monte Carlo (RTTMC³). Even for RTTMC³, the optimal swap acceptance rate turned out to be 0.439!

The rest of our paper is structured as follows. In [Section 4](#) we discuss our diffusion based approach to optimal scaling of additive TMCMC with non-Gaussian, thick-tailed proposals, assuming that the regularity conditions of [Theorem 4.1 of Dey and Bhattacharya \(2017a\)](#) are satisfied. Even though the proof of our result does not go through with the Cauchy proposal (since the moments do not exist), our simulation studies indicate that at least the recipe for obtaining optimal scaling and optimal acceptance rate remains valid even for the Cauchy proposal, which is what we conjecture. We follow up our theoretical investigations with simulation studies and compare additive TMCMC and RWM for Gaussian and Cauchy proposals, considering the target distributions to be a t density with 5 degrees of freedom, a density with exponential tails. As expected, TMCMC emerges the winner in all the cases; our simulation studies also demonstrate that the Gaussian proposal is perhaps more efficient than the Cauchy proposal. We consider another more realistic simulation study involving simulation from the posterior distribution associated with a mixture of Weibull distributions, and again TMCMC is seen to outperform RWM. In [Section 5](#) we consider target densities with bounded support, so that they are no longer continuous on \mathbb{R} . The indicator function associated with the bounded support condition makes direct derivation of diffusion results difficult. To avoid such difficulty we consider the logistic transformation, mapping the bounded random variables to \mathbb{R} , and obtain our diffusion result on the transformed space. We then make use of the Itô formula to obtain the diffusion result associated with the original bounded random variables, for Gaussian/non-Gaussian proposal distributions. We show that the notion and interpretation of diffusion speed remains intact even in the latter diffusion equation, so that obtaining optimal scaling by maximizing the diffusion speed remains a valid approach. Explicit forms and values of the optimal scales and optimal acceptance rates for various proposal distributions are provided and discussed in [Section 6](#). We compare our diffusion based optimal scaling of additive TMCMC with the ESJD based optimal scaling of RWM ([Neal and Roberts \(2011\)](#)) in [Section 7](#), focussing particularly on the Cauchy proposal. We show that our approach emphatically outperforms the ESJD method for the Cauchy based RWM algorithm. In [Section 8](#) we compare additive TMCMC and RWM with the popular and usually effective slice sampling method in the case

of a d -dimensional target density with positive support, demonstrating that additive TMCMC significantly outperforms both the competing methods for all the values of d considered. Finally, we summarize our contributions and provide concluding remarks in Section 9.

4 Diffusion based approach for additive TMCMC with non-Gaussian, thick-tailed proposals

The diffusion based approach for additive TMCMC, as considered by [Dey and Bhattacharya \(2017a\)](#) remains valid in spite of non-Gaussian proposals. To understand why this is the case, we first provide a brief overview of additive TMCMC.

4.1 Additive TMCMC

As before, assume that we are simulating from a d dimensional space (usually \mathbb{R}^d), and that we are currently at a point $x = (x_1, \dots, x_d)$. Further, let us define d random variables b_1, \dots, b_d as in (2.1). The additive TMCMC uses moves of the following type:

$$(x_1, \dots, x_d) \rightarrow (x_1 + b_1\epsilon, \dots, x_d + b_d\epsilon),$$

where $\epsilon > 0$ has any arbitrary distribution with support \mathbb{R}_+ , the positive part of the real line. In this work, we shall assume that $p_i = 1/2$ for $i = 1, \dots, d$ and that $\epsilon = \frac{\ell}{\sqrt{d}}\epsilon^*$, where $\epsilon^* \sim q(\cdot)I_{\{\epsilon^* > 0\}}$, where $q(\cdot)$ is an arbitrary density with support \mathbb{R}_+ . Here for any set A , I_A denotes the indicator function of A .

Thus, a single ϵ is simulated from a distribution supported on \mathbb{R}_+ , which is then either added to, or subtracted from each of the d co-ordinates of x with probability $1/2$. Assuming that the target distribution is proportional to π , the new move $x^* = (x_1 + b_1\epsilon, \dots, x_d + b_d\epsilon)$ is accepted with probability

$$\alpha = \min \left\{ 1, \frac{\pi(x^*)}{\pi(x)} \right\}. \quad (4.1)$$

The main difference of additive TMCMC with the RWM algorithm is that, instead of simulating and utilizing a single ϵ , the latter proceeds by simulating $\epsilon_1, \dots, \epsilon_d$ independently from some density supported on the entire real line, and then adding ϵ_i to the co-ordinate x_i , to form x_i^* , for each i . The new move is accepted with probability having the same form as (4.1). The default, optimally scaled RWM proposal corresponds to $\epsilon_i = \frac{\ell}{\sqrt{d}}\epsilon_i^*$, where $\epsilon_i^* \stackrel{iid}{\sim} N(0, 1)$, for appropriate (optimal) choice of ℓ .

As discussed in [Dutta and Bhattacharya \(2014\)](#), in d dimensions the number of ϵ_i allowed by TMCMC ranges from 1 to d , so that RWM is a special case of additive TMCMC. In what follows, however, we confine ourselves to a single ϵ for additive TMCMC.

4.1.1 Computational gain of TMCMC over RWM

Although TMCMC requires simulation of $d+1$ random variables in every iteration as opposed to simulation of d random variates required by RWM, the computational complexity of the former algorithm is much less because simulation of Bernoulli random variables is computationally a much simpler exercise compared to simulation of normal deviates. The issue on computational gain of TMCMC is illustrated in [Dey and Bhattacharya \(2017a\)](#); here we further remark that RWM took about 43 minutes for completion of 10^6 iterations for a 100-dimensional target distribution composed of products of standard normal densities truncated on $(-1, 1)$ (see Section 7), while additive TMCMC took just about 28 minutes for the same number of iterations and the same target distribution, the codes been written in R and implemented on a single node desktop machine.

4.2 Diffusion approach to additive TMCMC avoids technical difficulties associated with non-Gaussian proposals using Lyapunov's central limit theorem conditional on ϵ and b_1

In order to prove diffusion based optimal scaling results for additive TMCMC, [Dey and Bhattacharya \(2017a\)](#) had to apply Lyapunov's central limit theorem on sums associated with the discrete random variables $\{b_i; i = 2, \dots, d\}$, conditional on ϵ (and b_1), and hence did not have to rely on any Gaussian assumption. Indeed, as shown in [Dey and Bhattacharya \(2017a\)](#), even if $q(\cdot)I_{\{\epsilon^* > 0\}} \equiv N(0, \sigma^2)I_{\{\epsilon^* > 0\}}$, so that for each i , $b_i\epsilon^* \sim N(0, \sigma^2)$, we still do not have joint normality of $(b_1\epsilon^*, \dots, b_d\epsilon^*)$. In fact, $b_i\epsilon^* + b_j\epsilon^* = 0$ with probability $1/2$ for $i \neq j$, showing that the linear combinations of $b_i\epsilon^*$ need not be normal. That is, the joint distribution of $(b_1\epsilon^*, \dots, b_d\epsilon^*)$ is not normal, even though the marginal distributions are normal and the components are pairwise uncorrelated ($E(b_i\epsilon^* \times b_j\epsilon^*) = 0$ for $i \neq j$). This also shows that $b_i\epsilon^*$ are not independent, because independence would imply joint normality of the components. Note that $b_i\epsilon^*$ are dependent on the same ϵ^* , hence they are not independent anyway.

4.3 Formal diffusion result for non-Gaussian proposals for iid product target densities

Let us consider target densities of the form

$$\pi_X(x) = \prod_{i=1}^d f_X(x_i); \quad -\infty < x_i < \infty, \quad \forall i = 1, \dots, d, \quad (4.2)$$

Let $X_t^d = (X_{t,1}, \dots, X_{t,d})$. As in [Dey and Bhattacharya \(2017a\)](#) (see also the references therein), we define $U_t^d = X_{[dt],1}^d$ ($[\cdot]$ denotes the integer part), the sped up first component of the actual additive TMCMC-induced Markov chain. Thus this process proposes a jump every $\frac{1}{d}$ time units. As $d \rightarrow \infty$, that is, as the dimension grows to ∞ , the process essentially becomes a continuous time diffusion process.

Following [Dey and Bhattacharya \(2017a\)](#) let us assume that

$$E_{f_X} \left(\frac{f'_X(X)}{f_X(X)} \right)^4 < \infty, \quad (4.3)$$

$$E_{f_X} \left(\frac{f''_X(X)}{f_X(X)} \right)^4 < \infty, \quad (4.4)$$

$$E_{f_X} \left(\frac{f'''_X(X)}{f_X(X)} \right)^4 < \infty, \quad (4.5)$$

$$E_{f_X} \left| \frac{f''''_X(X)}{f_X(X)} \right| < \infty. \quad (4.6)$$

Following [Roberts et al. \(1997\)](#) let us denote weak convergence of processes in the Skorohod topology by " \Rightarrow "; see also [Dey and Bhattacharya \(2017a\)](#). Then, the following theorem, which is essentially Theorem 4.1 of [Dey and Bhattacharya \(2017a\)](#), holds:

Theorem 1. *Assume that f_X is positive with at least three continuous derivatives and that the fourth derivative exists almost everywhere. Also assume that $(\log f_X)'$ is Lipschitz continuous, and that (4.3) – (4.6) hold. Let $X_0^d \sim \pi_X$, that is, the d -dimensional additive TMCMC chain is started at stationarity, and let the transition be given by $(x_1, \dots, x_d) \rightarrow (x_1 + b_1\epsilon, \dots, x_d + b_d\epsilon)$, where for $i = 1, \dots, d$, $b_i = \pm 1$ with equal probability and $\epsilon \equiv \frac{\ell}{\sqrt{d}}\epsilon^*$, where $\epsilon^* \sim q(\cdot)I_{\{\epsilon^* > 0\}}$. We then have*

$$\{U_t^d; t \geq 0\} \Rightarrow \{U_t; t \geq 0\},$$

where $U_0 \sim f_X$ and $\{U_t; t \geq 0\}$ satisfies the Langevin stochastic differential equation (SDE)

$$dU_t = g(\ell)^{1/2} dB_t + \frac{1}{2} g(\ell) (\log f_X(U_t))' dt, \quad (4.7)$$

with B_t denoting standard Brownian motion at time t ,

$$g(\ell) = 4\ell^2 \int_0^\infty u^2 \Phi\left(-\frac{u\ell\sqrt{\mathbb{I}_X}}{2}\right) q(u) du; \quad (4.8)$$

$\Phi(\cdot)$ being the standard normal cumulative distribution function (cdf), and

$$\mathbb{I}_X = E_{f_X} \left(\frac{f'_X(X)}{f_X(X)} \right)^2. \quad (4.9)$$

The main difference of this theorem with Theorem 4.1 of [Dey and Bhattacharya \(2017a\)](#) is that here we allow ϵ^* in $\epsilon \equiv \frac{\ell}{\sqrt{d}}\epsilon^*$ to have arbitrary distribution $q(\cdot)I_{\{\epsilon^* > 0\}}$, supported on the positive part of the real line, whereas [Dey and Bhattacharya \(2017a\)](#) considered $q(\cdot)$ to be $N(0, 1)$. The proof of the theorem only requires $b_i\epsilon^*$ to have finite moments, and with this assumption, exactly the same proof of [Dey and Bhattacharya \(2017a\)](#) goes through for non-Gaussian choices of $q(\cdot)$.

4.4 Conjecture for proposals where the moments of $b_i\epsilon^*$ do not exist

As indicated above, the proof of Theorem 1, analogous to the proof of Theorem 4.1 of [Dey and Bhattacharya \(2017a\)](#), does not carry over for proposal distributions for which the moments of $b_i\epsilon^*$ do not exist, which happens when $b_i\epsilon^*$ is distributed as Cauchy, for instance. The reason is that some requisite Taylor's series expansions associated with $b_1\epsilon^*$ will not be valid as the higher order terms do not converge in probability to zero as $d \rightarrow \infty$. However, all our simulation studies demonstrated that our additive TMCMC algorithms with the Cauchy proposal and the scale ℓ/\sqrt{d} , have empirical acceptance rate extremely close to that associated with the theoretical acceptance rate associated with (4.8), even for d as small as 10, and results of simulations with high dimensions $d = 50$ and $d = 100$ lend further support to this observation (see Sections 4.5 and 7). We thus *conjecture* that at least the method of obtaining optimal scaling and optimal acceptance rate, as discussed in Section 6, remains valid even for the Cauchy proposal. We use the result as a “rule of thumb” even in situations where valid proofs are yet pending.

4.5 Simulation experiments to compare performances of optimal TMCMC and RWM with respect to Gaussian and Cauchy proposals

In this section we consider two target densities of the following forms, also considered by [Neal and Roberts \(2011\)](#):

$$f_X(x) = \frac{8}{3\sqrt{5}\pi} \left(1 + \frac{x^2}{5}\right)^{-3}; \quad x \in \mathbb{R}, \quad (4.10)$$

which is the t -distribution with 5 degrees of freedom, and

$$f_X(x) = \begin{cases} \frac{1}{4} & \text{if } |x| < 1; \\ \frac{1}{4} \exp(1 - |x|) & \text{if } |x| \geq 1, \end{cases} \quad (4.11)$$

which is a distribution with exponential tails.

We use both Gaussian and Cauchy proposals for the competing additive TMCMC and RWM algorithms to simulate from the above target distributions considering dimensions $d = 10, 50$ and 100, and compare the performances of the algorithms, with respect to both the proposal

distributions, for both the target distributions. For the purpose of comparison we use the Kolmogorov-Smirnov (KS) distance between the empirical distribution function associated with the MCMC simulations and the true, target distribution functions, both associated with the first co-ordinate of the d -dimensional distributions. We also consider the autocorrelations of the underlying Markov chains.

Using equations (4.8) and (4.9) we find that for both the target distributions (4.10) and (4.11), the optimal acceptance rate of additive TMCMC is 0.439 for the Gaussian proposal and 0.380 for the Cauchy proposal. As shown in Table 6.1, even for target densities with bounded support, the optimal acceptance rate for additive TMCMC with the Cauchy proposal is 0.380; indeed, as argued in Section 6, the optimal acceptance rate depends only on the choice of the proposal distribution. When the target density is (4.10), the optimal scales for the Gaussian and Cauchy proposals are given by $\ell_{opt,Gaussian} = 2.802$ and $\ell_{opt,Cauchy} = 2.239$, respectively, and for target density (4.11), these are given by $\ell_{opt,Gaussian} = 3.431$ and $\ell_{opt,Cauchy} = 2.741$. It is worth recalling that for both the target distributions and for both the proposal distributions we consider the scale of the form ℓ/\sqrt{d} .

On the other hand, although for both the target densities the Gaussian proposal based RWM has scale of the form ℓ/\sqrt{d} , the ESJD-based approach of Neal and Roberts (2011) requires the scale to be of the form ℓ/d for the RWM based Cauchy proposal. It is worth noting that for target distributions with bounded supports Neal and Roberts (2011) consider the scale $\ell/(d \log d)$ for the RWM based Cauchy proposal, and obtained the optimal acceptance rate 0.368.

In the current context, using their ESJD approach, Neal and Roberts (2011) obtained the optimal acceptance rate for either of the target distribution to be 0.234, for both the proposal distributions. For our simulations we choose the scales appropriately in each case such that for RWM the empirical acceptance rate obtained from the MCMC simulations is as close to 0.234 as possible. In all our simulations, the optimal scales of TMCMC led to empirical acceptance rates that are very close to the actual optimal acceptance rates.

With the above set-up, we simulated 10^5 MCMC realizations from each target distribution, with both Gaussian and Cauchy proposals with respect to both additive TMCMC and RWM, for dimensions $d = 10, 50, 100$. The KS distances for each such simulation, are provided in Table 4.1. As is observed from the table, in all the cases considered, TMCMC outperforms RWM significantly in terms of the KS distance, even though in most cases the RWM based autocorrelations decrease somewhat faster than the TMCMC based autocorrelations (figures not shown for brevity). Since the maximum diffusion speed is higher for RWM when the Gaussian proposal is considered (see Dey and Bhattacharya (2017a)), and since the optimal scale for the RWM based Cauchy proposal is chosen by maximizing ESJD, both of which are directly related to autocorrelations, it is not unexpected that the autocorrelations of RWM would generally decrease faster; the same phenomenon has been observed in Dey and Bhattacharya (2017a). However, neither the maximum diffusion speed nor ESJD guarantees that the KS distance would be smaller for RWM, and as such, our results concur with those obtained in Dey and Bhattacharya (2017a), that the TMCMC significantly outperforms RWM in terms of the KS distance. Since smaller KS distance is far more desirable than smaller autocorrelations, it is reasonable to conclude, as in our previous works related to TMCMC, that additive TMCMC is a much superior methodology compared to RWM. The reason for the superior performance of TMCMC in terms of the KS distance can perhaps be attributed to its much higher acceptance rate in comparison to the somewhat slow rate of decrease of the autocorrelations. To elaborate, while the mixing properties of TMCMC and RWM in terms of their respective autocorrelations do not differ drastically, the acceptance rate of TMCMC is of course emphatically larger than that of RWM. The latter cancels the slight advantage of RWM in terms of autocorrelations, and tilts the comparison in favor of TMCMC in terms of the KS distance.

In this context, let us note that for the RWM based Cauchy proposal, the scale being of the order $O(d^{-1})$, even though smaller compared to the TMCMC scale of the order $O(d^{-1/2})$,

Table 4.1: KS distances between MCMC-based and target distribution functions under TMCMC and RWM with Gaussian and Cauchy proposals.

Proposal \ Target	$f_X(x) = \frac{8}{3\sqrt{5}\pi} \left(1 + \frac{x^2}{5}\right)^{-3}; x \in \mathbb{R}$			$f_X(x) = \begin{cases} \frac{1}{4} & \text{if } x < 1; \\ \frac{1}{4} \exp(1 - x) & \text{if } x \geq 1. \end{cases}$		
	$d = 10$	$d = 50$	$d = 100$	$d = 10$	$d = 50$	$d = 100$
TMCMC (Gaussian)	0.006	0.011	0.029	0.009	0.011	0.016
RWM (Gaussian)	0.013	0.018	0.043	0.017	0.021	0.021
TMCMC (Cauchy)	0.007	0.017	0.016	0.009	0.014	0.016
RWM (Cauchy)	0.013	0.028	0.026	0.022	0.026	0.021

has a slight edge over TMCMC in terms of autocorrelation decay. However, for target distributions with bounded supports, the RWM scale is of the order $O\left((d \log d)^{-1}\right)$, while that of TMCMC remains of the order $O\left(d^{-1/2}\right)$. The simulation experiments detailed in Section 7 demonstrate that the further incorporation of the $\log d$ factor in the RWM scale washes out the autocorrelation-related advantage of RWM over TMCMC for bounded target distributions, and in those cases, TMCMC emphatically outperforms RWM in terms of KS distance, as well as in terms of autocorrelation decay.

Finally, Table 4.1 demonstrates that the Gaussian proposal seems to have a slight edge over the Cauchy proposal, for both TMCMC and RWM. This is consistent with the more emphatic conclusion of Neal and Roberts (2011) that the Gaussian proposal always outperforms the Cauchy proposal, at least in terms of ESJD. Even our autocorrelation plots revealed that for the Gaussian proposal the autocorrelations decays faster than that of the Cauchy proposal, for both TMCMC and RWM, for both the target densities, and for $d = 10, 50, 100$. In this sense, our results are consistent with those of Neal and Roberts (2011).

4.6 Simulation study for comparing TMCMC and RWM in a more realistic setting

We now consider a simulation study in the context of the following hierarchical Bayesian model based on a mixture of two Weibull distributions, as suggested by a referee:

$$y_1, \dots, y_n \stackrel{iid}{\sim} \frac{1}{2} Weibull(\alpha_1, \beta_1) + \frac{1}{2} Weibull(\alpha_2, \beta_1),$$

where α_1, α_2 are shape parameters and β_1, β_2 are scale parameters. We assume that *a priori*, for $j = 1, 2$, $\alpha_j \sim Gamma(a_j, b_j)$, where a_j and b_j are shape and rate parameters respectively, so that the mean and the variance of α_j are a_j/b_j and a_j/b_j^2 , respectively. Specifically, we set $a_1 = a_2 = b_1 = b_2 = 0.1$. We assume for simplicity that $\beta_1 = \beta_2 = 1$.

The goal of this study is to evaluate the performances of additive TMCMC and RWM in generating MCMC samples from the posterior $\pi(\alpha_1, \alpha_2 | y_1, \dots, y_n)$, for various choices of n . Observe that this posterior does not satisfy the conditions necessary for the optimal scaling theories. For instance, the target posterior is only two-dimensional, and neither are the two co-ordinates *iid* with respect to the posterior. But here we wish to verify the importance of the optimal scaling theory in more realistic problems; we also wish to compare the performances of additive TMCMC and RWM in this set-up, and the performances of non-Gaussian and Gaussian proposals with respect to both the algorithms.

Table 4.1 demonstrates that the Gaussian proposal has an edge over the Cauchy proposal. Thus, in order to outperform the Gaussian proposal it is of importance to consider non-Gaussian proposals that are somewhat close to the Gaussian proposal. The t distribution with a reasonable degree of freedom may thus be appropriate. Table 6.1 shows that the t distribution with 5 degrees of freedom provides an optimal acceptance rate that is quite close to

the Gaussian proposal. Note that although the table considers target distributions with bounded supports, it has been argued in Section 6 that the optimal acceptance rate is independent of the target distribution or its support, and depends only on the proposal distribution. Hence, it is appropriate in our current situation to consider the t distribution with 5 degrees of freedom as a suitable non-Gaussian proposal.

To set the scales of α_1 and α_2 , we first note that, since both have the same priors and since the likelihood gives equal weight to both, their posteriors are likely to be similar. Hence, we use the same scaling form ℓ/\sqrt{d} for both α_1 and α_2 , with respect to both additive TMCMC and RWM. In particular, with the Gaussian proposal based additive TMCMC, we tune ℓ so that the empirical acceptance rate is close to 0.439 and for the t distribution with 5 degrees of freedom, we tune ℓ so that additive TMCMC has an empirical acceptance rate is close to 0.431. For RWM, we tune ℓ such that the empirical acceptance rate for both Gaussian and t proposals is close to 0.234.

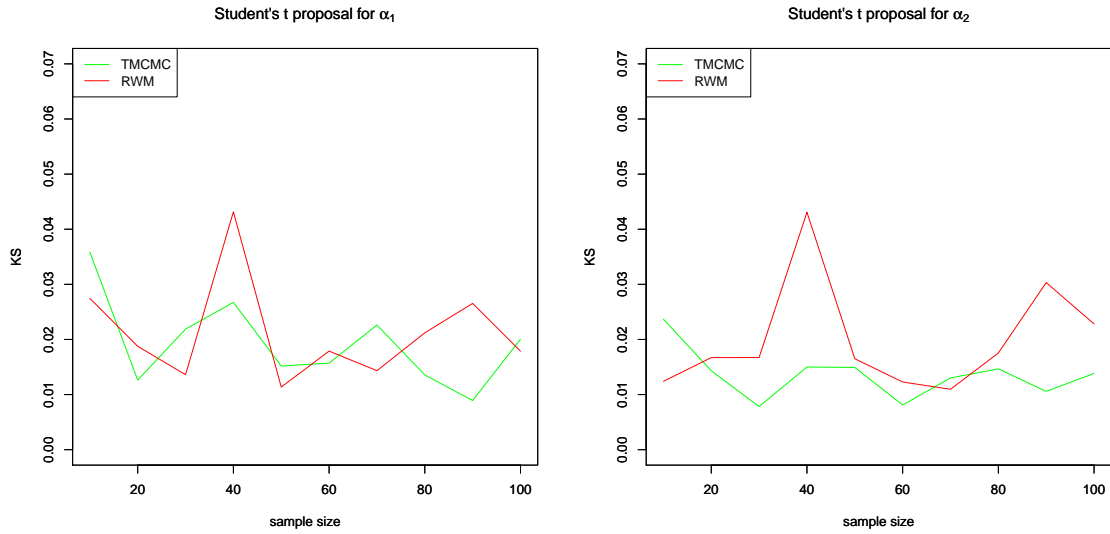
We simulate 10 data sets from our hierarchical Bayesian of sizes $n = 10, 20, 30, 40, 50, 60, 70, 80, 90, 100$, each consisting of *iid* observations. For each value of n , we then draw from the posterior distribution $\pi(\alpha_1, \alpha_2 | y_1, \dots, y_n)$ using Gaussian and t based additive TMCMC and RWM, with the aforementioned scalings. We discard the first 15000 iterations as burn-in and store the next 10^5 iterations for evaluation of the methods. Since the true marginal distribution functions of α_1 and α_2 are not analytically tractable for computation of the KS distances, we divide the 10^5 iterations after the burn-in period into two parts; one part consists of the first 50000 realizations (after the burn-in) and the other part contains the next 50000 iterations. We then consider the empirical KS distance between these two parts; smaller values would indicate better convergence. Ideally, one should consider the joint empirical distribution function associated with the samples drawn from the joint posterior of (α_1, α_2) , but certainly the marginal empirical distribution functions are much easier to deal with, which is why we do not consider the joint empirical distribution functions.

Panel (a) of Figure 4.1 shows the KS distances for α_1 associated with TMCMC and RWM, for all the 10 data sets of sizes $n = 10, 20, 30, 40, 50, 60, 70, 80, 90$ and 100, when the proposal distribution is t with 5 degrees of freedom. Similarly, panel (b) of Figure 4.1 shows the KS distances for α_2 associated with TMCMC and RWM for the t based proposal. Although for α_1 TMCMC outperforms RWM only 50% times in terms of KS distances, in the case of α_2 , TMCMC beats RWM 80% times. With the Gaussian based proposals, as Figure 4.2 shows, TMCMC beats RWM in 50% cases with respect to α_1 but outperforms RWM in 60% cases with respect to α_2 . Thus, overall, TMCMC is clearly seen to have an edge over RWM even where no optimal scaling theory holds.

Figures 4.3 and 4.4 compare the performances of the t and Gaussian proposals for TMCMC and RWM respectively. Figure 4.3 shows that for both α_1 and α_2 , TMCMC with the t proposal outperforms that with the Gaussian proposal 60% times, demonstrating that for TMCMC, the t proposal with 5 degrees of freedom may be more appropriate than Gaussian. On the other hand, Figure 4.4 shows that RWM based on the t proposal beats that based on the Gaussian proposal 50% times, for both α_1 and α_2 , suggesting that both the proposals may be equally preferred for RWM when the optimal scaling theory does not hold.

5 Diffusion based optimal scaling for target densities with bounded supports

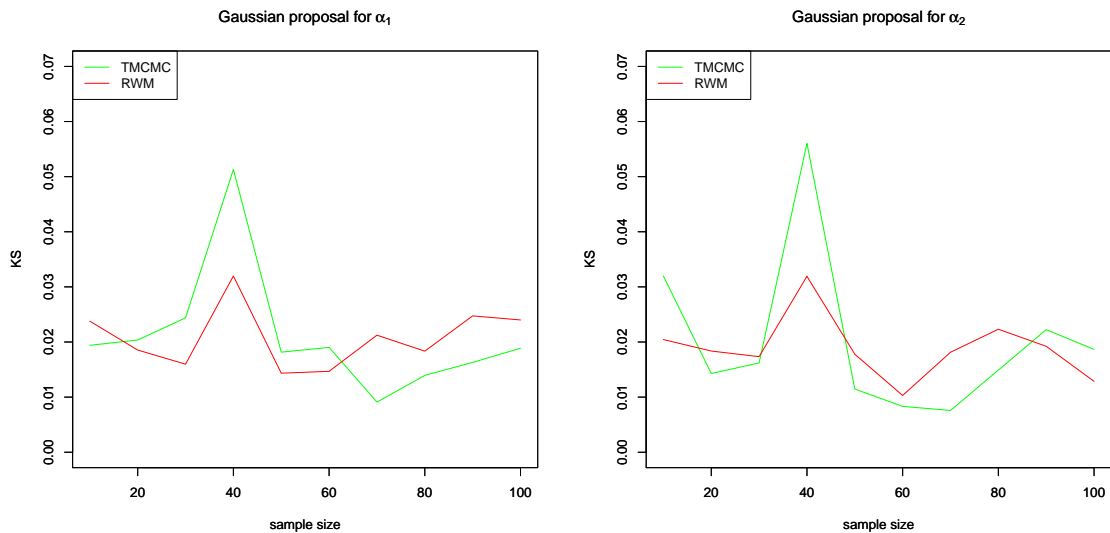
Although the diffusion based approach of Dey and Bhattacharya (2017a) remains valid for additive TMCMC for any proposal distribution such that $b_i \epsilon^*$ has finite moments, the approach needs to be slightly modified to accommodate target densities with bounded supports, so that they are discontinuous in \mathbb{R}^d , say. Otherwise the mathematics becomes unwieldy due to the presence of the indicator functions indicating the bounded support of the target density.



(a) TCMC vs RWM: KS plots for α_1 .

(b) TCMC vs RWM: KS plots for α_2 .

Figure 4.1: Plots of the KS distances of α_1 and α_2 associated with TCMC and RWM for 10 data sets when the proposal distribution is t with 5 degrees of freedom.



(a) TCMC vs RWM: KS plots for α_1 .

(b) TCMC vs RWM: KS plots for α_2 .

Figure 4.2: Plots of the KS distances of α_1 and α_2 associated with TCMC and RWM for 10 data sets when the proposal distribution is Gaussian.

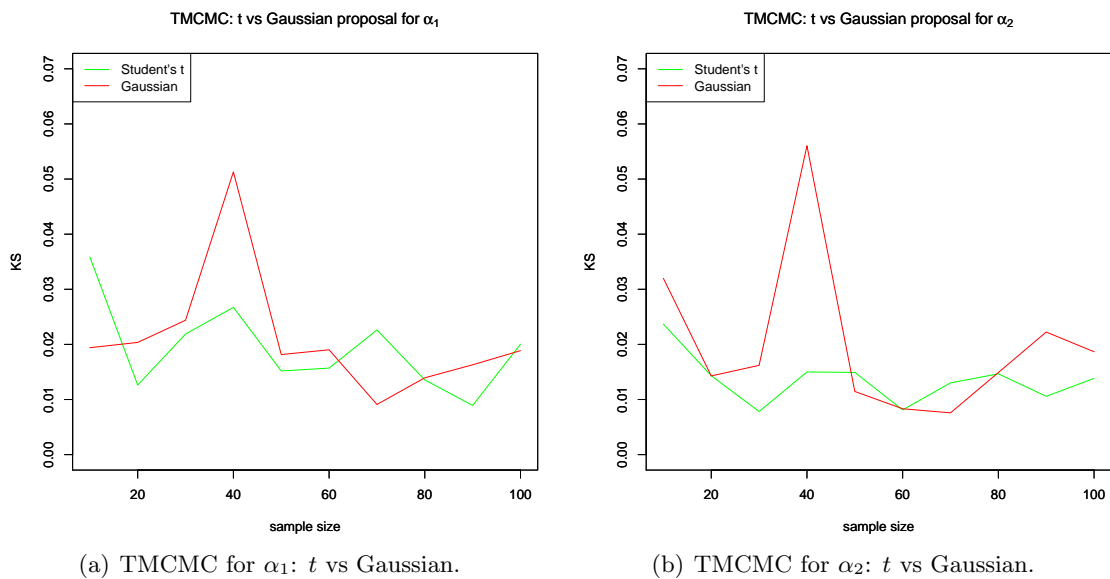


Figure 4.3: Plots of the KS distances comparing t and Gaussian proposals associated with TMCMC.

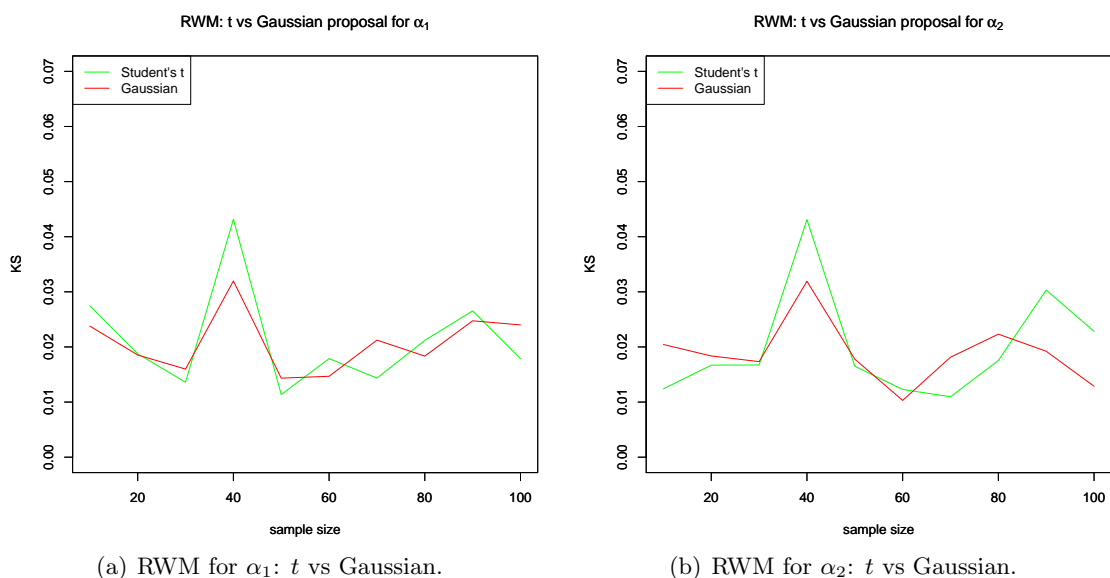


Figure 4.4: Plots of the KS distances comparing t and Gaussian proposals associated with RWM.

Moreover, for target densities uniform on some bounded region, Fisher's information, which is an important ingredient in diffusion based optimal scaling theory, is not well-defined.

In particular, let us consider target densities of the form

$$\pi_X(x) = \prod_{i=1}^d f_X(x_i); \quad a < x_i < b, \quad \forall i = 1, \dots, d, \quad (5.1)$$

for fixed real values $a < b$.

To handle such situations we provide a bijective (one-to-one and onto) transformation to each x_i so that the transformed random variables take values on the entire real line. In this paper, we will consider the well-known logit transformation, given by

$$y_i = \log \left(\frac{x_i - a}{b - x_i} \right); \quad \forall i = 1, \dots, d. \quad (5.2)$$

Clearly, for each i , y_i takes values on \mathbb{R} , and the resulting joint distribution of $y = (y_1, \dots, y_d)$ is given by

$$\pi_Y(y) = \prod_{i=1}^d f_Y(y_i); \quad -\infty < y_i < \infty, \quad \forall i = 1, \dots, d, \quad (5.3)$$

where

$$f_Y(y_i) = (b - a) \times \frac{e^{y_i}}{(1 + e^{y_i})^2} \times f_X \left(\frac{a + be^{y_i}}{1 + e^{y_i}} \right). \quad (5.4)$$

If f_X satisfies the regularity conditions on (a, b) , then the transformed density f_Y satisfies the corresponding regularity conditions on the real line \mathbb{R} . Formally, we have the following lemma:

Lemma 5.1. *Regularity conditions on f_X on (a, b) carry over to regularity conditions on f_Y on \mathbb{R} in the following ways:*

- (a) *Assume that f_X is positive with at least three continuous derivatives and that the fourth derivative exists almost everywhere on (a, b) . Then the same holds for the transformed density f_Y on \mathbb{R} .*
- (b) *If f_X satisfies the moment conditions (4.3) – (4.6), then the transformed density f_Y satisfies the same moment conditions with Y replacing X .*
- (c) *If $(\log f_X)'$ is Lipschitz continuous on (a, b) , then $(\log f_Y)'$ is Lipschitz continuous on \mathbb{R} .*

Proof. Part (a) is trivial. Part (b) is also straightforward to see by taking derivatives and then making the transformation $z = (a + be^y)/(1 + e^y)$ in the integration associated with the expectation E_{f_Y} .

To establish part (c), we prove the equivalent condition of Lipschitz continuity of $(\log f_Y(y))'$, that is, the absolute value of the second derivative of

$$\psi(y) = \log f_Y(y) = \log(b - a) + y - 2 \log(1 + e^y) + \log f \left(\frac{a + be^y}{1 + e^y} \right)$$

is bounded.

Note that

$$\psi''(y) = -\frac{2e^y}{(1 + e^y)^2} + (\log f_X(z))'' \left[\frac{(b - a)e^y}{(1 + e^y)^2} \right]^2 + (\log f_X(z))' (b - a) \frac{e^y(1 - e^y)}{(1 + e^y)^3}, \quad (5.5)$$

with $z = (a + be^y)/(1 + e^y)$. Hence, noting that $\frac{e^y|(1-e^y)|}{(1+e^y)^3} \leq \frac{e^y(1+e^y)}{(1+e^y)^3} = \frac{e^y}{(1+e^y)^2}$, we have

$$\begin{aligned} |\psi''(y)| &\leq \frac{2e^y}{(1+e^y)^2} + |(\log f_X(z))''| \left[\frac{(b-a)e^y}{(1+e^y)^2} \right]^2 + |(\log f_X(z))'| (b-a) \frac{e^y}{(1+e^y)^2} \\ &\leq 2 + (b-a)^2 |(\log f_X(z))''| + (b-a) |(\log f_X(z))'|. \end{aligned} \quad (5.6)$$

Since $(\log f_X(z))'$ is Lipschitz continuous on (a, b) , this is clearly bounded on (a, b) , and by the equivalent characterization of Lipschitz continuity, $(\log f_X(z))''$ is bounded on (a, b) . Hence, the right hand side of (5.6) is bounded above, proving that $(\log f_Y)'$ is Lipschitz continuous on \mathbb{R} . \square

Using Lemma 5.1, we then have the following theorem, which is analogous to Theorem 1, but deals with the transformed target density f_Y instead of the original target f_X , which is supported on (a, b) .

Theorem 2. *Assume that f_X is positive with at least three continuous derivatives and that the fourth derivative exists almost everywhere on (a, b) . Also assume that $(\log f_X)'$ is Lipschitz continuous on (a, b) , and that (4.3) – (4.6) hold. Let $Y_t^d = (Y_{t,1}, \dots, Y_{t,d})$, where $Y_{t,i} = \log\left(\frac{X_{t,i}-a}{b-X_{t,i}}\right)$; $i = 1, \dots, d$. As before, we define $U_t^d = Y_{[dt],1}$ ($[\cdot]$ denotes the integer part), the sped up first component of the actual additive TMCMC-induced Markov chain, associated with the logistic transformation of the original random variable $X_{[dt],1}$ supported on (a, b) . Let $Y_0^d \sim \pi_Y$, that is, the d -dimensional additive TMCMC chain is started at stationarity (equivalently, $X_0^d \sim \pi_X$), and let the transition be given by $(y_1, \dots, y_d) \rightarrow (y_1 + b_1\epsilon, \dots, y_d + b_d\epsilon)$, where for $i = 1, \dots, d$, $b_i = \pm 1$ with equal probability and $\epsilon \equiv \frac{\ell}{\sqrt{d}}\epsilon^*$, where $\epsilon^* \sim q(\cdot)I_{\{\epsilon^* > 0\}}$. We then have*

$$\{U_t^d; t \geq 0\} \Rightarrow \{U_t; t \geq 0\},$$

where $U_0 \sim f_Y$ and $\{U_t; t \geq 0\}$ satisfies the Langevin stochastic differential equation (SDE)

$$dU_t = g(\ell)^{1/2} dB_t + \frac{1}{2} g(\ell) (\log f_Y(U_t))' dt, \quad (5.7)$$

with B_t denoting standard Brownian motion at time t ,

$$g(\ell) = 4\ell^2 \int_0^\infty u^2 \Phi\left(-\frac{u\ell\sqrt{\mathbb{I}_Y}}{2}\right) q(u) du; \quad (5.8)$$

$\Phi(\cdot)$ being the standard normal cumulative distribution function (cdf), and

$$\begin{aligned} \mathbb{I}_Y &= E_{f_Y} \left(\frac{f_Y'(Y)}{f_Y(Y)} \right)^2 \\ &= E_{f_Y} \left[1 - \frac{2e^Y}{1+e^Y} + \frac{f_X'\left(\frac{a+be^Y}{1+e^Y}\right)}{f_X\left(\frac{a+be^Y}{1+e^Y}\right)} \times \frac{(b-a)e^Y}{(1+e^Y)^2} \right]^2 \\ &= \int_{-\infty}^{\infty} \left[1 - \frac{2e^y}{1+e^y} + \frac{f_X'\left(\frac{a+be^y}{1+e^y}\right)}{f_X\left(\frac{a+be^y}{1+e^y}\right)} \times \frac{(b-a)e^y}{(1+e^y)^2} \right]^2 \frac{(b-a)e^y}{(1+e^y)^2} f_X\left(\frac{a+be^y}{1+e^y}\right) dy. \end{aligned} \quad (5.9)$$

5.1 SDE associated with the original bounded random variables X

Theorem 2 gives the SDE and the diffusion speed $g(\ell)$ associated with $U_t^d = Y_{[dt],1}$. However, we are interested in the SDE and the diffusion speed associated with

$$V_t^d = X_{[dt],1} = \frac{a + be^{U_t^d}}{1 + e^{U_t^d}}. \quad (5.10)$$

In this regard, we have the following theorem:

Theorem 3. *Under the assumptions of Theorem 2 it holds that*

$$\{V_t^d; t \geq 0\} \Rightarrow \{V_t; t \geq 0\},$$

where $V_0 \sim f_X$ and $\{V_t; t \geq 0\}$ satisfies the SDE

$$\frac{(b-a)dV_t}{(V_t-a)(b-V_t)} = g(\ell)^{1/2}dB_t + \frac{1}{2}g(\ell) \left\{ \left(\log f_Y \left(\log \left(\frac{V_t-a}{b-V_t} \right) \right) \right)' + \left(\frac{b+a-2V_t}{b-a} \right) \right\} dt. \quad (5.11)$$

Proof. Since $\{U_t^d; t \geq 0\} \Rightarrow \{U_t; t \geq 0\}$, it follows from (5.10) that $\{V_t^d; t \geq 0\} \Rightarrow \{V_t; t \geq 0\}$. SDE (5.11) follows from (5.7) by using transformation (5.10) and applying the Itô formula. \square

5.2 Notion of diffusion speed associated with the original bounded random variables X

Since the SDE (5.11) is not of the same form as (5.7) where a measure of diffusion speed, $g(\ell)$, is well-defined, one may enquire if such notion of diffusion speed at all exists in the case of (5.11). Intuitively, SDE (5.11) must have exactly the same diffusion speed as (5.7), because of the bijection (5.10). It follows from Theorem 4 below that this is indeed the case.

Theorem 4. *Assume that $\{Z_t; t \geq 0\}$ satisfies the SDE*

$$\frac{(b-a)dZ_t}{(Z_t-a)(b-Z_t)} = dB_t + \frac{1}{2} \left\{ \left(\log f_Y \left(\log \left(\frac{Z_t-a}{b-Z_t} \right) \right) \right)' + \left(\frac{b+a-2Z_t}{b-a} \right) \right\} dt. \quad (5.12)$$

Then $\{V_t; t \geq 0\} = \{Z_{g(\ell)t}; t \geq 0\}$ satisfies SDE (5.11).

Proof. The proof is analogous to the arguments of Bedard (2006) who clarify the notion of diffusion speed in the case of Langevin SDE.

Let $s = g(\ell)t$, so that $ds = g(\ell)dt$. Hence,

$$\begin{aligned}
dZ_s &= \frac{(Z_s - a)(b - Z_s)}{(b - a)} \left\{ dB_s + \frac{1}{2} \left\{ \left(\log f_Y \left(\log \left(\frac{Z_s - a}{b - Z_s} \right) \right) \right)' + \left(\frac{b + a - 2Z_s}{b - a} \right) \right\} ds \right\} \\
&= \frac{(Z_{g(\ell)t} - a)(b - Z_{g(\ell)t})}{(b - a)} \\
&\quad \times \left\{ \sqrt{g(\ell)dt} + \frac{1}{2} \left\{ \left(\log f_Y \left(\log \left(\frac{Z_{g(\ell)t} - a}{b - Z_{g(\ell)t}} \right) \right) \right)' + \left(\frac{b + a - 2Z_{g(\ell)t}}{b - a} \right) \right\} g(\ell)dt \right\} \\
&= \frac{(Z_{g(\ell)t} - a)(b - Z_{g(\ell)t})}{(b - a)} \\
&\quad \times \left\{ \sqrt{g(\ell)}dB_t + \frac{1}{2} \left\{ \left(\log f_Y \left(\log \left(\frac{Z_{g(\ell)t} - a}{b - Z_{g(\ell)t}} \right) \right) \right)' + \left(\frac{b + a - 2Z_{g(\ell)t}}{b - a} \right) \right\} g(\ell)dt \right\} \\
&= \frac{(V_t - a)(b - V_t)}{(b - a)} \\
&\quad \times \left\{ \sqrt{g(\ell)}dB_t + \frac{1}{2} \left\{ \left(\log f_Y \left(\log \left(\frac{V_t - a}{b - V_t} \right) \right) \right)' + \left(\frac{b + a - 2V_t}{b - a} \right) \right\} g(\ell)dt \right\} \\
&= dV_t.
\end{aligned}$$

□

Theorem 4 shows that if Z_t is interpreted as a process with unit speed measure, then the limiting process V_t is a “sped-up” version of Z_t by the quantity $g(\ell)$. Hence, $g(\ell)$ can be interpreted as a measure of the diffusion speed of SDE (5.11). Thus, it makes sense to maximize $g(\ell)$ with respect to ℓ to obtain optimal scaling even when the original random variables X are bounded.

It is clear that exactly the same ideas carry over to situations where the target is a product of independent but non-identical densities (assuming that the individual densities have the same support), and for TMCMC within Gibbs algorithms, as considered in Dey and Bhattacharya (2017a). We omit details for brevity.

6 Optimal scalings and acceptance rates with respect to different proposal distributions and target densities in our SDE based approach

From Theorem 2 the optimal scales and the optimal acceptance rates under different proposal distributions can be obtained as follows. Let ℓ^* be the maximizer of

$$g^*(\ell) = 4\ell^2 \int_0^\infty u^2 \Phi\left(-\frac{u\ell}{2}\right) q(u) du. \quad (6.1)$$

Then the optimal scale is given by

$$\ell_{opt} = \frac{\ell^*}{\sqrt{\mathbb{I}_Y}}, \quad (6.2)$$

and the corresponding optimal acceptance rate is given by

$$\begin{aligned}
\alpha_{opt} &= 4 \int_0^\infty \Phi\left(-\frac{u\ell_{opt}\sqrt{\mathbb{I}_Y}}{2}\right) q(u) du \\
&= 4 \int_0^\infty \Phi\left(-\frac{u\ell^*}{2}\right) q(u) du.
\end{aligned} \quad (6.3)$$

Table 6.1: Optimal scales (ℓ_{opt}) and optimal acceptance rates (α_{opt}) under different proposal distributions when the target densities are *iid* products of $N(0, 1)$ truncated on $(-1, 1)$ and $U(-1, 1)$, respectively.

Proposal \ Target	$f_X(x) = N(x; 0, 1)I_{(-1,1)}(x)$		$f_X(x) = U(x; (-1, 1))$	
	ℓ_{opt}	α_{opt}	ℓ_{opt}	α_{opt}
$q(\cdot) = t_1(0, 1)$ (<i>Cauchy</i> (0, 1))	2.934	0.380	3.358	0.380
$q(\cdot) = t_2(0, 1)$	3.196	0.413	3.658	0.413
$q(\cdot) = t_3(0, 1)$	3.319	0.423	3.799	0.423
$q(\cdot) = t_4(0, 1)$	3.391	0.428	3.882	0.428
$q(\cdot) = t_5(0, 1)$	3.439	0.431	3.936	0.431
$q(\cdot) = U([0, 1])$	5.572	0.420	6.377	0.420

Thus, ℓ^* depends only upon the proposal density $q(\cdot)$, the optimal scale ℓ_{opt} depends upon $q(\cdot)$ as well as Fisher’s information \mathbb{I}_Y , and the optimal acceptance rate depends upon $q(\cdot)$ only. Note that the optimal scale depends upon the chosen logit transformation $y_i = \log\left(\frac{x_i - a}{b - x_i}\right)$ only through \mathbb{I}_Y . Since the optimal acceptance rate is independent of \mathbb{I}_Y , it is clearly independent of any bijective transformation used for mapping x_i to y_i . As is also clear, the optimal acceptance rate does not depend upon the target density or its support.

Table 6.1 displays the optimal scales and optimal acceptance rates with respect to different choices of the proposal density $q(\cdot)$ and target densities associated with truncated normal and uniform distributions. As the degrees of freedom of the Student’s t proposal density increases from 1 to 5, that is, as the proposal distribution approaches the $N(0, 1)$ density beginning with the *Cauchy*(0, 1) density, it is seen that optimal scales and optimal acceptance rates increase and approach those associated with the $N(0, 1)$ proposal in the TMCMC case; recall, in particular, that the optimal acceptance rate of additive TMCMC for the $N(0, 1)$ proposal is 0.439.

This increase in the optimal scales and the optimal acceptance rates are to be expected since the successive proposal distributions for increasing degrees of freedom have progressively thinner tails resulting in greater acceptance rates – the optimal scales increase to compensate for the thin tails so that the acceptance rates do not increase too fast.

Note that when the proposal distribution $q(\cdot)$ is $U(0, 1)$, the optimal scale is much higher than those associated with the t -distributions. This is again to be expected since unlike for t -distribution based proposals, here the proposed $\epsilon^* \sim U(0, 1)$ must lie within $(0, 1)$ with probability one, so that the resultant proposed values $x_i + b_i \frac{\ell}{\sqrt{d}} \epsilon^*$ are quite close to x_i , resulting in too high acceptance rate unless the scale ℓ is quite large. It is also noteworthy that in this example this case of $U(0, 1)$ proposal corresponds to target distribution with bounded support as well as proposal with bounded support.

7 Comparison with the ESJD approach associated with RWM

Neal and Roberts (2011) consider $X = (X_1, X_2, \dots, X_d)$ to be a random vector with $0 < X_i < 1$ for each i and that the density π for X has the following form:

$$\pi(x) = \prod_{i=1}^d f_X(x_i) = \prod_{i=1}^d \exp(h(x_i)); \quad 0 < x_i < 1; \quad \forall i = 1, 2, \dots, d, \quad (7.1)$$

where h is continuously differentiable on $[0, 1]$.

Theorem 4.1 of Neal and Roberts (2011) provides ESJD based optimal scaling of RWM with the *Cauchy*(0, 1) proposal when the target distribution is of the form (7.1). The scaling they consider is $\frac{\ell}{d \log d}$. In other words, Neal and Roberts (2011) consider RWM of the form $x_i + \frac{\ell}{d \log d} \epsilon_i^*$, where $\epsilon_i^* \stackrel{iid}{\sim} \text{Cauchy}(0, 1)$. The optimal acceptance rate in this case, provided in

Theorem 4.1 of [Neal and Roberts \(2011\)](#), is given by 0.368.

Our result in this regard (which is actually a conjecture; see Section 4.4) is quite significantly different from that of Theorem 4.1 of [Neal and Roberts \(2011\)](#). Indeed, our optimal acceptance rate with *Cauchy*(0, 1) proposal for ϵ^* is 0.380 (see also the first row of Table 6.1), which is higher than that obtained by [Neal and Roberts \(2011\)](#). But more significantly, while the scaling in the case of additive TMCMC is of the form ℓ/\sqrt{d} , that of RWM based on ESJD is of the form $\ell/(d \log d)$. Consequently, with *Cauchy*(0, 1) proposal, the former is expected to explore the target distribution in much less number of iterations compared to the latter. This seems to be a very significant advantage of our TMCMC approach compared with RWM.

In order to assess the performance of additive TMCMC and RWM for Cauchy proposal, we conduct simulation studies, assuming the target density to be a product of $N(0, 1)$ densities truncated on $(-1, 1)$. The additive TMCMC considers moves of the type

$$(x_1, \dots, x_d) \rightarrow \left(x_1 + \frac{\ell_{TMCMC,opt}}{\sqrt{d}} b_1 \epsilon^*, \dots, x_d + \frac{\ell_{TMCMC,opt}}{\sqrt{d}} b_d \epsilon^* \right),$$

where $\epsilon^* \sim \text{Cauchy}(0, 1)$ such that $\epsilon^* > 0$, and $b_i = \pm 1$ with probability each, for $i = 1, \dots, d$. On the other hand, RWM considers moves of the type

$$(x_1, \dots, x_d) \rightarrow \left(x_1 + \frac{\ell_{RWM,opt}}{d \log d} \epsilon_d^*, \dots, x_d + \frac{\ell_{RWM,opt}}{d \log d} \epsilon_d^* \right),$$

with $\epsilon_i^* \stackrel{iid}{\sim} \text{Cauchy}(0, 1)$, for $i = 1, \dots, d$.

We conduct three experiments, with $d = 10, 50, 100$, comparing the autocorrelations of TMCMC and RWM chains in each case. In all the cases, we ran the two algorithms for 10^6 iterations, starting with a draw from the target distribution. For TMCMC, we set $\ell_{TMCMC,opt} = 2.934$, as provided in Table 6.1. The empirical acceptance rates, correct up to three decimal places, turned out to be 0.381, 0.379 and 0.380, respectively, for dimensions $d = 10, 50$ and 100. Thus, the empirical acceptance rates turned out to be very accurate, even for dimension as small as $d = 10$. These empirical results also serve to strengthen our belief regarding the conjecture made in Section 4.4.

For RWM we tuned $\ell_{RWM,opt}$ such that the empirical acceptance rate is approximately 0.368. For dimension $d = 10, 50, 100$, we obtain $\ell_{RWM,opt} = 1.6, 2.06, 2.26$, which yielded empirical acceptance rates 0.365, 0.374 and 0.368, respectively, correct up to three decimal places.

As already mentioned in Section 4.1.1, RWM took around 43 minutes to perform 10^6 iterations for 100 dimensions, while TMCMC required only around 28 minutes to perform the same number of iterations.

Figure 7.1 compares the autocorrelations associated with TMCMC (thick, green vertical lines) and RWM (red vertical lines) chains for dimensions 10, 50 and 100. In every case, the autocorrelations corresponding to TMCMC are uniformly lower than those based on RWM. This clearly appears to be the consequence of lesser complexity of additive TMCMC with scaling ℓ/\sqrt{d} as opposed to that of RWM with scaling $\ell/(d \log d)$.

Apart from the autocorrelations, we have also compared TMCMC with RWM with respect to the KS distance. For $d = 10$, the TMCMC and RWM based KS distances, up to three decimal places, are 0.006 and 0.008, respectively; for $d = 50$, the respective distances are 0.013 and 0.035, and for $d = 100$, the TMCMC based KS distance is 0.014, while that based on RWM is 0.041. In other words, TMCMC significantly outperforms RWM with respect to the *Cauchy*(0, 1) proposal in terms of the KS distance.

Figure 7.2 magnifies the issue related to the speed of exploration of the target density by additive TMCMC and RWM, by comparing the two algorithms for the first 10,000 iterations when $d = 10$. As seen in the figure, in the first 10,000 iterations TMCMC explored the target density more adequately than RWM, the traceplots indicate faster mixing of TMCMC compared

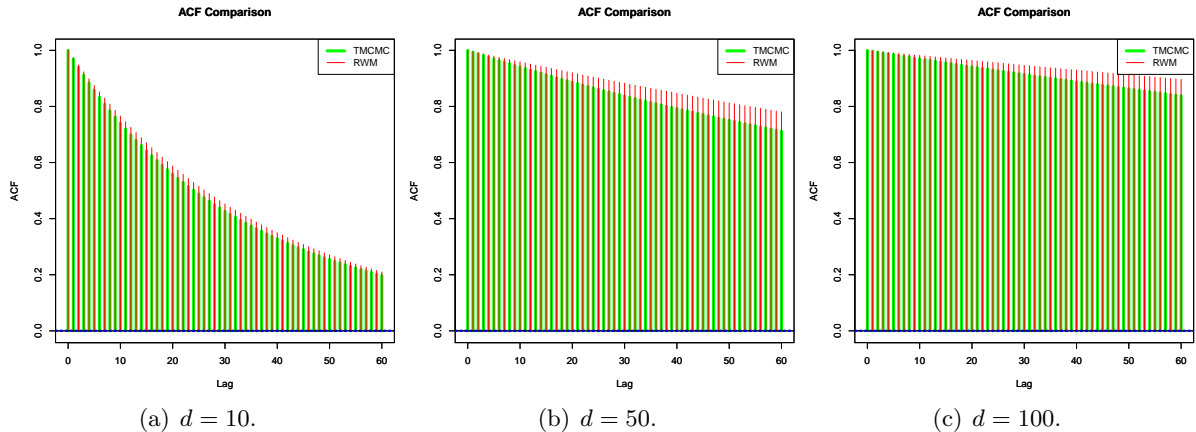


Figure 7.1: Panels (a), (b) and (c) compare the autocorrelations based on 10^6 iterations of additive TCMC and RWM when the true target density is the product of $N(0, 1)$ truncated on $(-1, 1)$, with dimensions $d = 10, 50, 100$, respectively.

to RWM, and the autocorrelation of TCMC decayed much faster than that of RWM. In this case, the TCMC based KS distance is 0.046 while that based on RWM is 0.077, confirming the visual insight offered by Figure 7.2.

8 Comparison of our optimal scaling theory with slice sampling

Slice sampling is a well-known methodology of introducing auxiliary variables that aid in Gibbs sampling. The general algorithm is associated with the factorization of the density $f(x)$ as $f(x) \propto \prod_{i=1}^m f_i(x)$, where $f_i(x)$ are positive functions that need not be densities. Since $f_i(x) = \int I_{\{0 \leq z_i \leq f_i(x)\}} dz_i$, it follows that one may introduce the auxiliary variables z_1, \dots, z_m such that the joint distribution of (x, z_1, \dots, z_m) is proportional to $\prod_{i=1}^m I_{\{0 \leq z_i \leq f_i(x)\}}$, so that the marginal distribution of x is f . For $i = 1, \dots, m$, the full conditional distribution of z_i given x is the uniform distribution on $[0, f_i(x)]$ and that of x given z_1, \dots, z_m is the uniform distribution on the slice $\{y : f_i(y) \geq z_i, i = 1, \dots, m\}$. Thus, a Gibbs sampling strategy can be envisaged for sampling from the joint distribution of (x, z_1, \dots, z_m) , and then discarding the samples of z_1, \dots, z_m to store the samples of $x \sim f$. This is the so-called slice sampling strategy, which often induces good mixing properties for distributions with truncated support. For details, see Neal (2003), Robert and Casella (2004) and the references therein. It is thus important to compare TCMC and RWM based methods with slice sampler.

It is however, to be borne in mind, that it is not in general straightforward to sample from the full conditional of x given z_1, \dots, z_m , particularly when m is large. Neal (2003) attempts to create proposals to deal with this problem but those are very specialized proposals and are not expected to handle general situations (Robert and Casella (2004)). Furthermore, Roberts and Rosenthal (2003) (see also Robert and Casella (2004)) provide an example of a distribution for which slice sampling performs poorly. Indeed, letting $\pi(z) \propto \exp(-\|z\|)$, where $z \in \mathbb{R}^d$ and $\|z\| = \sqrt{\sum_{i=1}^d z_i^2}$, note that $x = \|z\|$ is itself a Markov chain and in fact, a slice sampler Markov chain for the distribution $\pi_d(x) \propto x^{d-1} \exp(-x); x > 0$. Here the factorization is given by $f_1(x) = x^{d-1}$ and $f_2(x) = \exp(-x)$. This is an example where the performance of the slice sampler deteriorates as d increases. Indeed, as demonstrated in Robert and Casella (2004) by simulations, for $d = 1$ and 5, the slice sampler mixes reasonably well with fast decreasing autocorrelations but for $d = 10$ and particularly for $d = 50$, the performance of the slice sampler sharply deteriorates.

We compare the performances of Gaussian proposal based additive TCMC and RWM

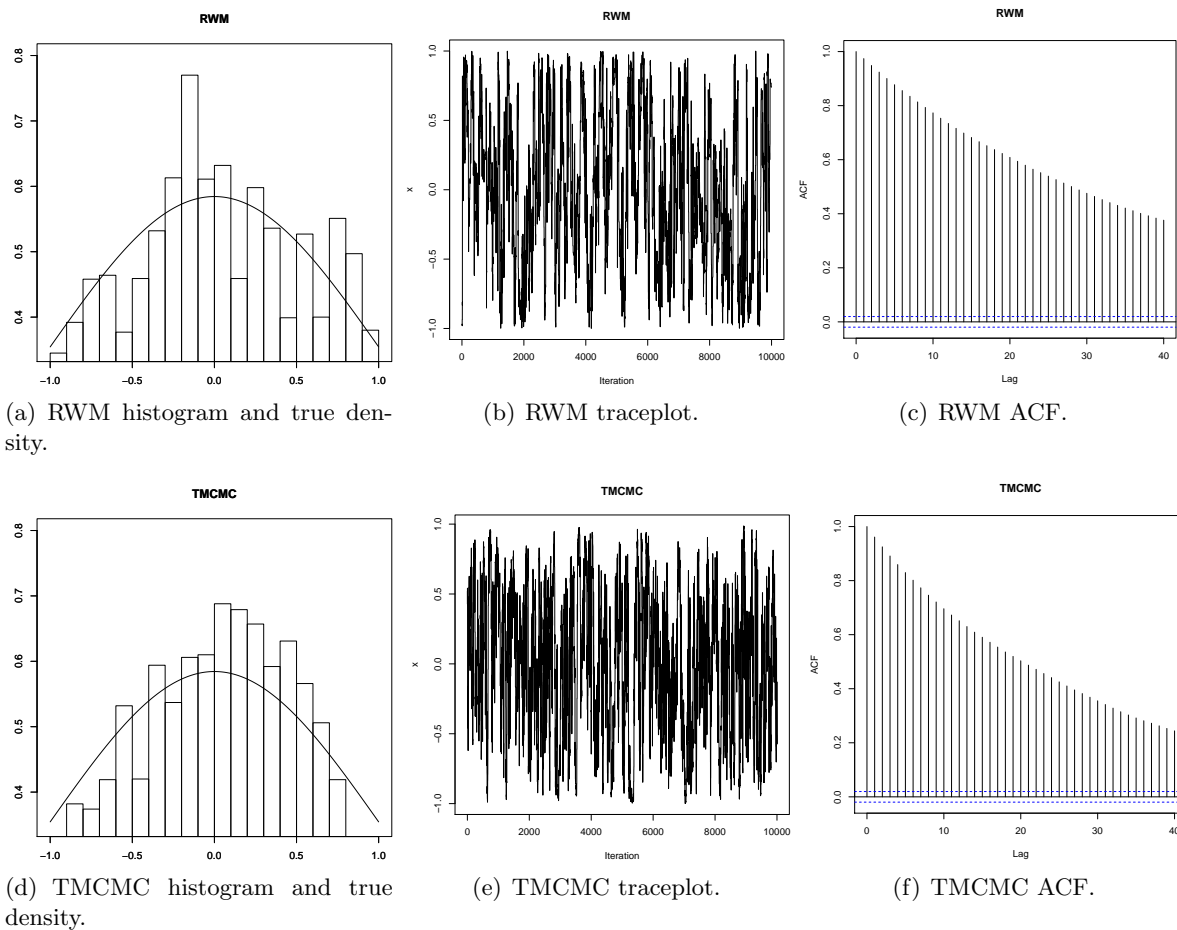


Figure 7.2: The upper panels (a), (b) and (c) show the RWM based histogram and the true target density $N(0, 1)$ truncated on $(-1, 1)$, traceplot and the autocorrelation functions respectively for $d = 10$, with scale $1.6/(d \log d)$, based on the first 10,000 samples. The lower panels (d), (e) and (f) display the TMCMC based plots of the same for $d = 10$, with scale $2.934/\sqrt{d}$.

Table 8.1: KS distances: additive TMCMC vs RWM.

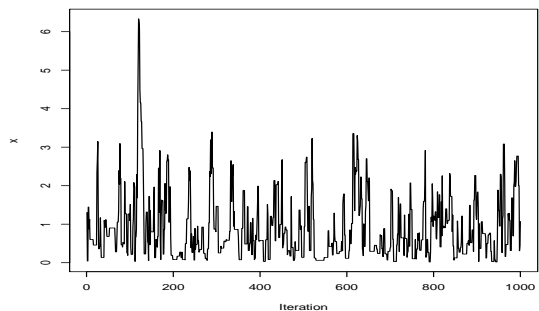
Proposal \ Target	$\pi_d(x) \propto x^{d-1} \exp(-x); x > 0$			
	$d = 1$	$d = 5$	$d = 10$	$d = 50$
TMCMC (Gaussian)	0.102	0.078	0.142	0.086
RWM (Gaussian)	0.104	0.128	0.166	0.108

with slice sampler in the case of $\pi_d(x)$. For comparability with the results reported in [Robert and Casella \(2004\)](#), in each case we consider a sample of size 1000 for TMCMC and RWM; we consider a burn-in of size 1000 in each case. We tune additive TMCMC and RWM with scales of the form ℓ/\sqrt{d} such that the acceptance rates are approximately 0.439 and 0.234 respectively, for $d = 1, 5, 10, 50$. Figures [8.1](#) and [8.2](#) shows the trace plots and the autocorrelation plots associated with TMCMC and RWM. Observe that compared to Figure 8.5 of [Robert and Casella \(2004\)](#), the trace plots and the autocorrelation plots with respect to both TMCMC and RWM indicate much superior performance compared to slice sampler, for each dimension $d = 1, 5, 10, 50$. Moreover, the plots shown in Figures [8.1](#) and [8.2](#) show that, unlike the slice sampler, the performances of TMCMC and RWM do not deteriorate with increasing dimensionality. We also take this opportunity to compare additive TMCMC and RWM in this example. As shown in Figure [8.2](#), the autocorrelations based on additive TMCMC decrease faster than those of RWM, for all the values of d considered; this is in keeping with the visual information offered by the trace plots of Figure [8.1](#). We also consider the KS distances between the empirical distribution functions associated with the first 500 and the last 500 iterations after the burn-in period for comparing additive TMCMC and RWM. Table [8.1](#) shows that the KS distances associated with TMCMC are smaller than those of RWM for all the values of d considered. Thus, RWM is again outperformed by TMCMC, while slice sampling performs the worst in this example. The numerical results, in conjunction with the difficulty of implementation of slice samplers in complex problems, certainly leads us to recommend TMCMC for superior performances in general situations.

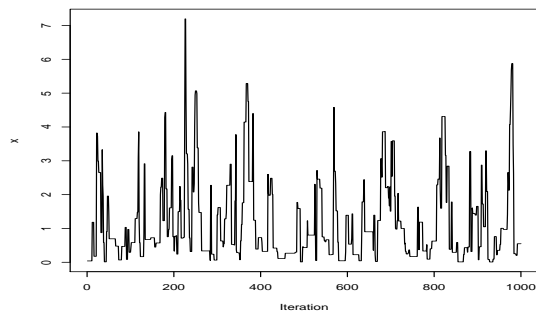
9 Summary and conclusion

In this article, our contribution is two-fold. First, we have attempted to provide a comprehensive review and discussion of the optimal scaling literature for various approaches of MCMC and contrasted them with the corresponding versions of TMCMC. Second, and our main contribution, is a novel diffusion based approach to optimal scaling of additive TMCMC in non-regular cases, in contrast with the ESJD approach of [Neal and Roberts \(2011\)](#) developed for RWM.

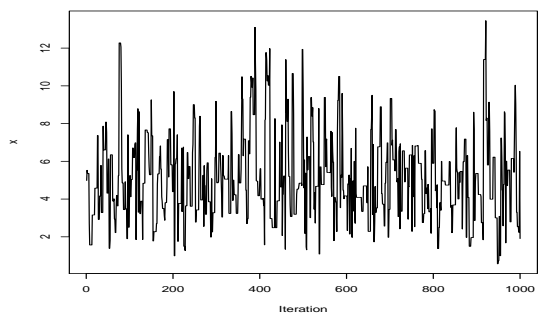
Among the non-regular examples, we have considered non-Gaussian proposal distributions and discontinuous target densities with bounded support, and have proposed simple extensions of the results of [Dey and Bhattacharya \(2017a\)](#) for non-Gaussian proposals in conjunction with the logistic transformation of the random variables with bounded support to map them on the real line and apply our diffusion results. We then used the Itô formula to revert back to SDE associated with the original bounded random variables, showing subsequently that the optimal scaling approach based on maximizing diffusion speed remains valid. For the Cauchy proposal, even though we are still unable to prove the results explicitly, our simulation results led us to conjecture that optimal scaling and optimal acceptance rate with the Cauchy proposal can be obtained using the same recipe discussed in Section [6](#). Comparison with the ESJD approach of [Neal and Roberts \(2011\)](#) for RWM showed that the complexity of RWM with the Cauchy proposal is much higher than that of additive TMCMC. The effect of much lesser complexity of additive TMCMC is reflected in our simulation based comparison between RWM and additive TMCMC with respect to the Cauchy proposal in the case of truncated normal target, where TMCMC outperforms RWM. Our other simulation studies with target distributions taken to



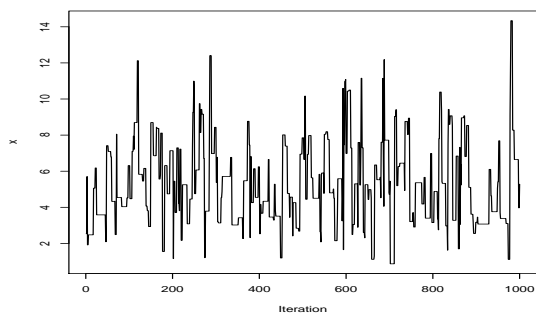
(a) TMCMC traceplot for $d = 1$.



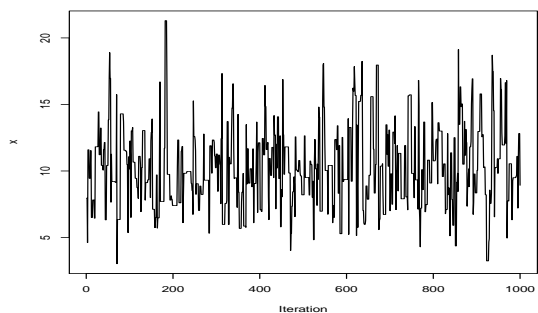
(b) RWM traceplot for $d = 1$.



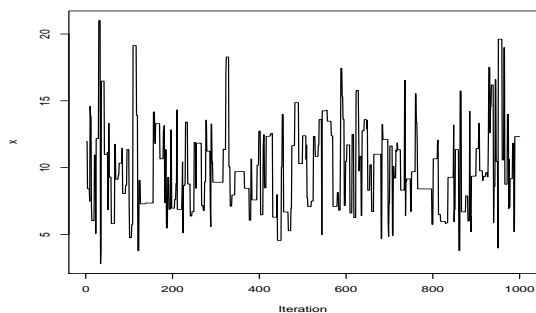
(c) TMCMC traceplot for $d = 5$.



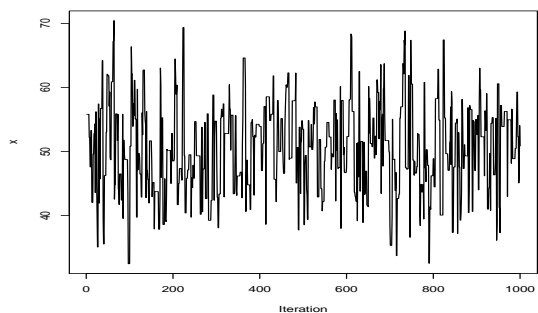
(d) RWM traceplot for $d = 5$.



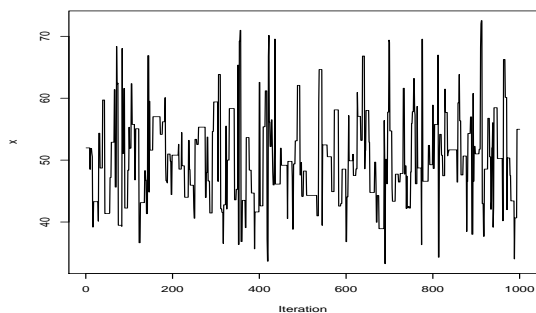
(e) TMCMC traceplot for $d = 10$.



(f) RWM traceplot for $d = 10$.

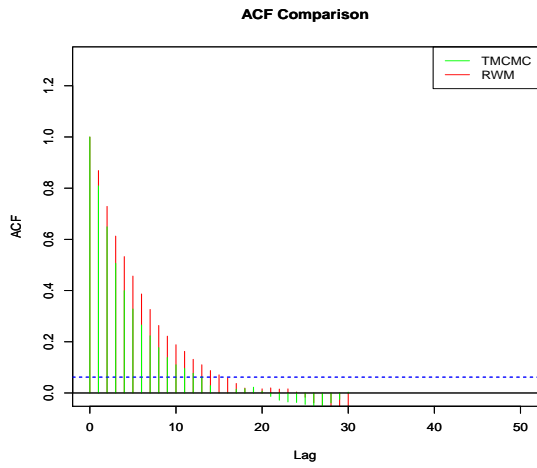


(g) TMCMC traceplot for $d = 50$.

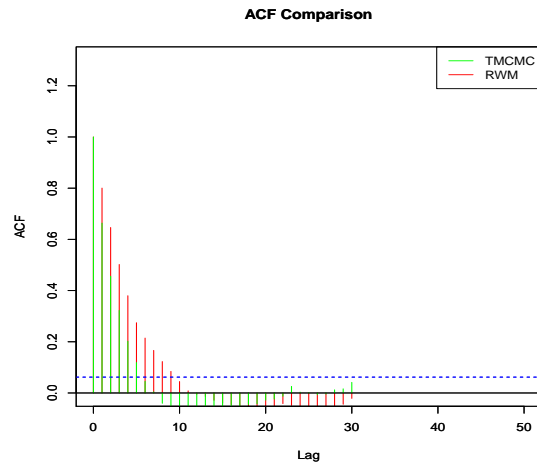


(h) RWM traceplot for $d = 50$.

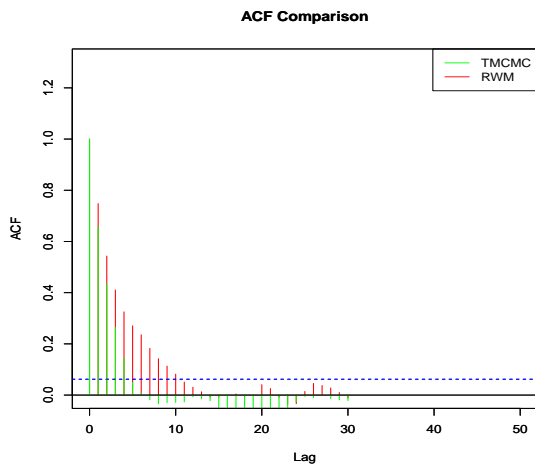
Figure 8.1: TMCMC and RWM based plots for $\pi_d(x) \propto x^{d-1} \exp(-x)$; $x > 0$, with scales of the form ℓ/\sqrt{d} , for $d = 1, 5, 10, 50$.



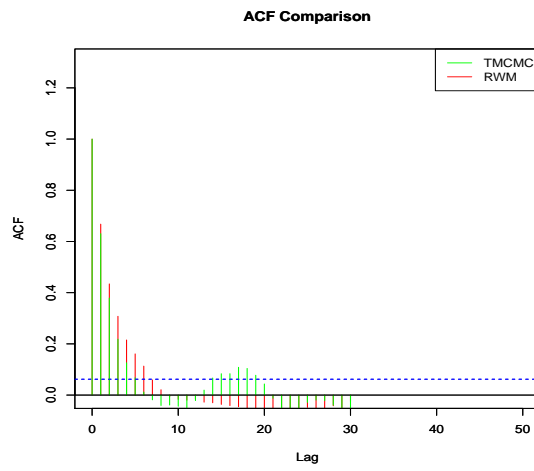
(a) TMCMC vs RWM autocorrelations for $d = 1$.



(b) TMCMC vs RWM autocorrelations for $d = 5$.



(c) TMCMC vs RWM autocorrelations for $d = 10$.



(d) TMCMC vs RWM autocorrelations for $d = 50$.

Figure 8.2: TMCMC and RWM based autocorrelation plots for $\pi_d(x) \propto x^{d-1} \exp(-x)$; $x > 0$, with scales of the form ℓ/\sqrt{d} , for $d = 1, 5, 10, 50$.

be a t distribution with 5 degrees of freedom, a distribution with exponential tails, the posterior distribution associated with mixture of Weibull distributions, all demonstrate additive TMCMC to be a far superior algorithm compared to RWM. Comparison of additive TMCMC and RWM with a slice sampler in the case of a d -dimensional density not only demonstrated that the former two are much more effective compared to the popular slice sampling method, but also re-established the superiority of additive TMCMC over RWM.

Although our results are with respect to target distributions that are products of *iid* densities, we are hopeful that the ideas and the results will go through even in the case of target densities that are products of independent but non-identical densities, as considered in [Dey and Bhattacharya \(2017a\)](#) and [Bedard \(2007\)](#), as long as the individual densities have the same support. The same ideas are also expected to carry over to TMCMC within Gibbs algorithms, as considered in [Dey and Bhattacharya \(2017a\)](#).

Acknowledgment

We are sincerely grateful to the two reviewers whose constructive comments have led to a much improved version of our manuscript.

Appendix

HMC is a special case of TMCMC

Let us denote the L -step leap-frog transformation in the HMC algorithm [3.3](#) associated with (x_2, p_2) be denoted by T_L . Then $(x_2, p_2) = T_L(x, p_1)$, and in the TMCMC notion, is the forward transformation, given $p_1 \sim N(0, M)$. For convenience, we further consider the step $(x_2, p_2) \rightarrow (x_2, -p_2)$. Thus, slightly abusing notation, we define T_L to be the L -step leap-frog transformation applied to (x, p_1) yielding (x_2, p_2) ; then negating p_2 to finally yield $(x_2, -p_2)$. In practice, this negation is unnecessary due to symmetry of $N(0, M)$ (see, for example, [Neal \(2011\)](#)), which is why we did not mention this step in [Algorithm 3.3](#). To reach (x, p_1) from $(x_2, -p_2)$, we draw $-p_2 \sim N(0, M)$, and then apply T_L to $(x_2, -p_2)$ to first obtain $(x, -p_1)$ by running $(x_2, -p_2)$ forward for L leap-frog steps (see [Liu \(2001\)](#), [Neal \(2011\)](#)), and then negating the resulting momentum to get back (x, p_1) . The Jacobian of the transformation is 1, thanks to its volume-preserving property (see [Liu \(2001\)](#), [Neal \(2011\)](#)). It is easy to see that detailed balance holds for this algorithm, and that irreducibility and aperiodicity also hold.

The above arguments show that only the forward move is necessary to move back and forth in the state space. In fact, the forward move T_L itself acts as the backward move given $-p_2 \sim N(0, M)$. Moreover, T_L acts simultaneously on the entire set of state variables, as both the forward and backward move. Recall that TMCMC makes use of random indicator variables that associate the forward transformation with $+1$ and the backward transformation with -1 . However, since the backward move is also the forward move here, such indicator is unnecessary for HMC. Also note that the momentum variable acts as the vector $\epsilon = (\epsilon_1, \dots, \epsilon_d)'$ associated with TMCMC. Note that the momentum variable can not be a singleton unlike general TMCMC algorithms and must be of the same dimensionality as x , but this is certainly allowed by the general TMCMC theory; see [Dutta and Bhattacharya \(2014\)](#).

Thus, the leap-frog based transformation T_L simplifies several issues of the general TMCMC methodology while subscribing to its basic philosophy. Hence HMC can be viewed as a special case of TMCMC.

Bibliography

- Andrieu, C. and Thoms, J. (2008). A Tutorial on Adaptive MCMC. *Statistics and Computing*, **18**, 343–373.
- Atchade, Y. F. and Rosenthal, J. S. (2005). On Adaptive Markov Chain Monte Carlo Algorithm. *Bernoulli*, **11**, 815–828.
- Atchade, Y. F., Roberts, G. O., and Rosenthal, J. S. (2010). Towards Optimal Scaling of Metropolis-Coupled Markov Chain Monte Carlo. *Statistics and Computing*, **21**, 555–568.
- Bedard, M. (2006). *On the Robustness of Optimal Scaling for Random Walk Metropolis Algorithms*. Doctoral thesis, Graduate Department of Statistics, University of Toronto.
- Bedard, M. (2007). Weak Convergence of Metropolis Algorithms for Non-i.i.d. Target Distributions. *The Annals of Applied Probability*, **17**, 1222–1244.
- Bedard, M. (2008). Optimal Acceptance Rates for Metropolis Algorithms: Moving Beyond 0.234. *Stochastic Processes and their Applications*, **118**, 2198–222.
- Bedard, M. (2009). On the Optimal Scaling Problem of Metropolis Algorithms for Hierarchical Target Distributions. Preprint.
- Bedard, M. and Rosenthal, J. S. (2008). Optimal Scaling of Metropolis Algorithms: Heading Toward General Target Distributions. *Canadian Journal of Statistics*, **36**, 483–503.
- Bédard, M., Douc, R., and Moulines, E. (2012). Scaling Analysis of Multiple-Try MCMC Methods. *Stochastic Processes and their Applications*, **122**, 758–786.
- Bédard, M., Douc, R., and Moulines, E. (2014). Scaling Analysis of Delayed Rejection MCMC Methods. *Methodology and Computing in Applied Probability*, **16**, 811–838.
- Besag, J. (1994). Discussion: Markov Chains for Exploring Posterior Distributions. *Annals of Statistics*, **22**(4), 1734–1741.
- Beskos, A., Pillai, N., Roberts, G., Sanz-Serna, J.-M., and Stuart, A. (2013). Optimal Tuning of the Hybrid Monte Carlo Algorithm. *Bernoulli*, **19**, 1501–1534.
- Cheung, S. H. and Beck, J. L. (2009). Bayesian Model Updating Using Hybrid Monte Carlo Simulation with Application to Structural Dynamic Models with Many Uncertain Parameters. *Journal of Engineering Mechanics*, **135**, 243–255.
- Craiu, R. V., Rosenthal, J. S., and Yang, C. (2009). Learn From Thy Neighbor: Parallel Chain Adaptive MCMC. *Journal of the American Statistical Association*, **488**, 1454–1466.
- Das, M. and Bhattacharya, S. (2017). Transdimensional Transformation Based Markov Chain Monte Carlo. Available at <http://arxiv.org/pdf/1403.5207>.
- Dey, K. and Bhattacharya, S. (2017a). A Brief Tutorial on Transformation Based Markov Chain Monte Carlo and Optimal Scaling of the Additive Transformation. *Brazilian Journal of Probability and Statistics*. To appear. Available at <http://arxiv.org/abs/1307.1446>.
- Dey, K. and Bhattacharya, S. (2017b). On Geometric Ergodicity of Additive and Multiplicative Transformation Based Markov Chain Monte Carlo in High Dimensions. *Brazilian Journal of Probability and Statistics*. To appear. Available at <http://arxiv.org/pdf/1312.0915v2.pdf>.
- Dey, K. K. (2013). On Ergodic Behaviour of Additive Transformation Based Markov Chain Monte Carlo. Master’s Dissertation, Indian Statistical Institute.

- Dey, K. K. (2017). Optimal Spacing in Randomized Metropolis Coupled Markov Chain Monte Carlo. Technical report.
- Duane, S., Kennedy, A. D., Pendleton, B. J., and Roweth, D. (1987). Hybrid Monte Carlo. *Physical Letters B*, **195**, 216–222.
- Dutta, S. and Bhattacharya, S. (2013). Markov Chain Monte Carlo Based on Deterministic Transformations. Submitted, available at <http://arxiv.org/abs/1106.5850>.
- Dutta, S. and Bhattacharya, S. (2014). Markov Chain Monte Carlo Based on Deterministic Transformations. *Statistical Methodology*, **16**, 100–116. Also available at <http://arxiv.org/abs/1106.5850>. Supplement available at <http://arxiv.org/abs/1306.6684>.
- Frenkel, D. and Smit, B. (2002). *Understanding Molecular Simulations*. Academic Press, New York.
- Green, P. J. and Mira, A. (2001). Delayed Rejection in Reversible Jump Metropolis-Hastings. *Biometrika*, **88**, 1035–1053.
- Grenander, U. and Miller, M. (1994). Representations of Knowledge in Complex Systems. *Journal of the Royal Statistical Society. Series B.*, **56**, 549–603.
- Haario, H., Saksman, E., and Tamminen, J. (2001). An Adaptive Metropolis Algorithm. *Bernoulli*, **7**, 223–242.
- Haario, H., Saksman, E., and Tamminen, J. (2005). Componentwise Adaptation for High Dimensional MCMC. *Computational Statistics*, **20**, 265–274.
- Haario, H., Laine, M., Mira, A., and Saksman, E. (2006). DRAM: Efficient Adaptive MCMC. *Statistics and Computing*, **16**, 339–354.
- Harkness, M. A. and Green, P. J. (2000). Parallel Chains, Delayed Rejection and Reversible Jump MCMC for Object Recognition. In: British machine vision conference.
- Hockney, R. W. (1970). The Potential Calculation and some Applications. *Methods in Computational Physics*, **9**, 136–211.
- Jarner, S. F. and Hansen, E. (2000). Geometric Ergodicity of Metropolis Algorithms. *Stochastic Processes and their Applications*, **85**, 341–361.
- Kennedy, A. D. and Pendleton, B. J. (1991). Acceptances and Autocorrelations in Hybrid Monte Carlo. *Nuclear Physics B*, **20**, 118–121.
- Khamaru, K. (2016). Randomized Transdimensional Transformation Coupled Markov Chain Monte Carlo. Master’s Dissertation, Indian Statistical Institute.
- Liang, F., Liu, C., and Carroll, R. (2010). *Advanced Markov Chain Monte Carlo Methods: Learning from Past Samples*. Wiley, New York.
- Liu, J. (2001). *Monte Carlo Strategies in Scientific Computing*. Springer-Verlag, New York.
- Liu, J. S. and Sabatti, S. (2000). Generalized Gibbs Sampler and Multigrid Monte Carlo for Bayesian Computation. *Biometrika*, **87**, 353–369.
- Mackenzie, P. (1989). An Improved Hybrid Monte Carlo Method. *Physical Letters B*, **2263**, 369–371.
- Martino, L. and Read, J. (2013). On the Flexibility of the Design of Multiple Try Metropolis Schemes. *Computational Statistics*, **28**, 2797–2823.

- Mattingly, J. C., Pillai, N. S., and Stuart, A. M. (2011). Diffusion Limits of the Random Walk Metropolis Algorithm in High Dimensions. *The Annals of Applied Probability*, **22**, 881–930.
- Metropolis, N., Rosenbluth, A., Rosenbluth, R., Teller, A., and Teller, E. (1953). Equation of state calculations by fast computing machines. *Journal of Chemical Physics*, **21**(6), 1087–1092.
- Mira, A. (2001). On Metropolis-Hastings Algorithms With Delayed Rejection. *Metron LIX*, pages 231–241.
- Neal, P. and Roberts, G. O. (2006). Optimal Scaling for Partially Updating MCMC Algorithms. *The Annals of Applied Probability*, **16**, 475–515.
- Neal, P. and Roberts, G. O. (2011). Optimal Scaling of Random Walk Metropolis Algorithms with Non-gaussian Proposals. *Methodology and Computing in Applied Probability*, **13**, 583–601.
- Neal, R. (2003). Slice Sampling. *The Annals of Statistics*, **31**, 705–767. (with discussion).
- Neal, R. M. (2011). MCMC Using Hamiltonian Dynamics. In S. Brooks, A. Gelman, G. L. Jones, and X. L. Meng, editors, *Handbook of Markov Chain Monte Carlo*, pages 113–162, New York. Chapman and Hall.
- Philips, D. and Smith, A. (1996). Bayesian Model Comparison via Jump Diffusions. In W. Gilks, S. Richardson, and D. Spiegelhalter, editors, *Markov Chain Monte Carlo in Practice*, pages 215–240, New York. Chapman and Hall.
- Pillai, N. S., Stuart, A. M., and Thiéry, A. H. (2012). Optimal Scaling and Diffusion Limits for the Langevin Algorithm in High Dimensions. *The Annals of Applied Probability*, **22**, 2320–2356.
- Raggi, D. (2005). Adaptive MCMC for Inference on Affine Stochastic Volatility Models With Jumps. *The Economic Journal*, **8**, 235–250.
- Robbins, H. and Monro, S. (1951). A Stochastic Approximation Method. *Annals of Mathematical Statistics*, **22**, 400–407.
- Robert, C. P. and Casella, G. (2004). *Monte Carlo Statistical Methods*. Springer-Verlag, New York.
- Roberts, G. and Rosenthal, J. (2003). The Polar Slice Sampler. *Stochastic Models*, **18**, 236–257.
- Roberts, G., Gelman, A., and Gilks, W. (1997). Weak convergence and optimal scaling of random walk metropolis algorithms. *The Annals of Applied Probability*, **7**, 110–120.
- Roberts, G. O. and Rosenthal, J. S. (1997). Geometric ergodicity and hybrid Markov chains. *Electronic Communications in Probability*, **2**, 13–25.
- Roberts, G. O. and Rosenthal, J. S. (1998). Optimal Scaling of Discrete Approximations to Lange Diffusions. *Journal of the Royal Statistical Society. Series B.*, **60**, 255–268.
- Roberts, G. O. and Rosenthal, J. S. (2001). Optimal Scaling for Various Metropolis-Hastings Algorithms. *Statistical Science*, **16**(4), 351–367.
- Roberts, G. O. and Rosenthal, J. S. (2007). Coupling and Ergodicity of Adaptive MCMC. *Journal of Applied Probability*, **44**, 458–475.

- Roberts, G. O. and Rosenthal, J. S. (2009). Examples of Adaptive MCMC. *Journal of Computational and Graphical Statistics*, **18**, 349–367.
- Roberts, G. O. and Tweedie, R. L. (1996). Exponential convergence of Langevin Distributions and their Discrete Approximations. *Bernoulli*, **2**, 341–363.
- Rosenthal, J. S. (2011). Optimal Proposal Distributions and Adaptive MCMC. In S. Brooks, A. Gelman, G. L. Jones, and X. L. Meng, editors, *Handbook of Markov Chain Monte Carlo*, pages 93–111, New York. Chapman and Hall.
- Tierney, L. and Mira, A. (1999). Some Adaptive Monte Carlo Methods for Bayesian Inference. *Statistics in Medicine*, **18**, 2507–2515.
- Trias, M., Vecchio, A., and Veitch, J. (2009). Delayed Rejection Schemes for Efficient Markov-Chain Monte-Carlo Sampling of Multimodal Distributions. ArXiv e-prints.
- Umstätter, R., Meyer, R., Dupuis, R., Veitch, J., Woan, G., and Christensen, N. (2004). Estimating the Parameters of Gravitational Waves from Neutron Stars Using an Adaptive MCMC method. *Class Quantum Gravity*, **21**, 1655–1675.