

A Novel Approach to the Common Due-Date Problem on Single and Parallel Machines

Abhishek Awasthi*, Jörg Lässig* and Oliver Kramer†

*Department of Computer Science
University of Applied Sciences Zittau/Görlitz
Görlitz, Germany
{abhishek.awasthi, joerg.laessig}@hszg.de

†Department of Computing Science
Carl von Ossietzky University of Oldenburg
Oldenburg, Germany
oliver.kramer@uni-oldenburg.de

September 29, 2018

Abstract

This chapter presents a novel idea for the general case of the Common Due-Date (CDD) scheduling problem. The problem is about scheduling a certain number of jobs on a single or parallel machines where all the jobs possess different processing times but a common due-date. The objective of the problem is to minimize the total penalty incurred due to earliness or tardiness of the job completions. This work presents exact polynomial algorithms for optimizing a given job sequence for single and identical parallel machines with the run-time complexities of $O(n \log n)$ for both cases, where n is the number of jobs. Besides, we show that our approach for the parallel machine case is also suitable for non-identical parallel machines. We prove the optimality for the single machine case and the runtime complexities of both. Henceforth, we extend our approach to one particular dynamic case of the CDD and conclude the chapter with our results for the benchmark instances provided in the OR-library.

1 Introduction

The Common Due-Date scheduling problem involves sequencing and scheduling of jobs over machine(s) against a common due-date. Each job possesses a processing time and different penalties per unit time in case the job is completed before or later than the due-date. The objective of the problem is to schedule

the jobs so as to minimize the total penalty due to earliness or tardiness of all the jobs. In practice, a common due date problem occurs in almost any manufacturing industry. Earliness of the produced goods is not desired because it requires the maintenance of some stocks leading to some expenses to the industry for storage cost, tied-up capital with no cash flow *etc.*. On the other hand, a tardy job leads to customer dissatisfaction.

When scheduling on a single machine against a common due date, one job at most can be completed exactly at the due date. Hence, some of the jobs will complete earlier than the common due-date, while other jobs will finish later. Generally speaking, there are two classes of the common due-date problem which have proven to be NP-hard, namely:

- Restrictive CDD problem
- Non-restrictive CDD problem.

A CDD problem is said to be *restrictive* when the optimal value of the objective function depends on the due-date of the problem instance. In other words, changing the due date of the problem changes the optimal solution as well. However, in the *non-restrictive* case a change in the value of the due-date for the problem instance does not affect the solution value. It can be easily proved that in the restrictive case, the sum of the processing times of all the jobs is strictly greater than the due date and in the non-restrictive case the sum of the processing times is less than or equal to the common due-date.

In this chapter, we study the restrictive case of the problem. However, our approach can be applied to the non-restrictive case on the same lines. We consider the scenario where all the jobs are processed on one or more machines without pre-emption and each job possesses different earliness/tardiness penalties. We also discuss a particular dynamic case of the CDD on a single machine and prove that our approach is optimal with respect to the solution value.

2 Related Work

The Common due-date problem has been studied extensively during the last 30 years with several variants and special cases [13, 19]. In 1981, Kanet presented an $O(n \log n)$ algorithm for minimizing the total absolute deviation of the completion of jobs from the due date for the single machine, n being the number of jobs [13]. Panwalkar *et al.* considered the problem of common due-date assignment to minimize the total penalty for one machine [15]. The objective of the problem was to determine the optimum value for the due-date and the optimal job sequence to minimize the penalty function, where the penalty function also depends on the due-date along with earliness and tardiness. An algorithm of $O(n \log n)$ complexity was presented but the special problem considered by them consisted of symmetric costs for all the jobs [15, 19].

Cheng again considered the same problem with slight variations and presented a linear programming formulation [5]. In 1991 Cheng and Kahlbacher

and Hall *et al.* studied the CDD problem extensively, presenting some useful properties for the general case [6,10]. A pseudo polynomial algorithm of $O(n^2d)$ (where, d is the common due-date) complexity was presented by Hooegeveen and Van de Velde for the restrictive case with one machine when the earliness and tardiness penalty weights are symmetric for all the jobs [11]. In 1991 Hall *et al.* studied the unweighted earliness and tardiness problem and presented a dynamic programming algorithm [10]. Besides these earlier works, there has been some research on heuristic algorithms for the general common due date problem with asymmetric penalty costs. James presented a tabu search algorithm for the general case of the problem in 1997 [12].

More recently in 2003, Feldmann and Biskup approached the problem using metaheuristic algorithms namely simulated annealing (SA) and threshold accepting and presented the results for benchmark instances up to 1000 jobs on a single machine [4,7]. Another variant of the problem was studied by Toksari and Güner in 2009, where they considered the common due date problem on parallel machines under the effects of time dependence and deterioration [20]. Ronconi and Kawamura proposed a branch and bound algorithm in 2010 for the general case of the CDD and gave optimal results for small benchmark instances [17]. In 2012, Rebai *et al.* proposed metaheuristic and exact approaches for the common due date problem to schedule preventive maintenance tasks [16].

In 2013, Banisadr *et al.* studied the single-machine scheduling problem for the case that each job is considered to have linear earliness and quadratic tardiness penalties with no machine idle time. They proposed a hybrid approach for the problem based upon evolutionary algorithm concepts [2]. Yang *et al.* investigated the single-machine multiple common due dates assignment and scheduling problems in which the processing time of any job depends on its position in a job sequence and its resource allocation. They proposed a polynomial algorithm to minimize the total penalty function containing earliness, tardiness, due date, and resource consumption costs [21].

This chapter is an extension of a research paper presented by the same authors in [1]. We extend our approach for a dynamic case of the problem and for non-identical parallel machines. Useful examples for both the single and parallel machines case are presented.

3 Problem Formulation

In this Section we give the mathematical notation of the common due date problem based on [4]. We also define some new parameters which are necessary for our considerations later on.

Let,

n = total number of jobs

m = total number of machines

n_j = number of jobs processed by machine j ($j = 1, 2, \dots, m$)

M_j = time at which machine j finished its latest job

W_j^k = k^{th} job processed by machine j

P_i = processing time of job i ($i = 1, 2, \dots, n$)
 C_i = completion time of job i ($i = 1, 2, \dots, n$)
 D = the common due date
 α_i = the penalty cost per unit time for job i for being early
 β_i = the penalty cost per unit time for job i for being tardy
 E_i = earliness of job i , $E_i = \max\{0, D - C_i\}$ ($i = 1, 2, \dots, n$)
 T_i = tardiness of job i , $T_i = \max\{0, C_i - D\}$ ($i = 1, 2, \dots, n$).

The cost corresponding to job i is then expressed as $\alpha_i \cdot E_i + \beta_i \cdot T_i$. If job i is completed at the due date then both E_i and T_i are equal to zero and the cost assigned to it is zero. When job i does not complete at the due date, either E_i or T_i is non-zero and there is a strictly positive cost incurred. The objective function of the problem can now be defined as

$$\min \sum_{i=1}^n (\alpha_i \cdot E_i + \beta_i \cdot T_i) . \quad (1)$$

According to the 3-field problem classification introduced by Graham *et al.* [9], the common due-date scheduling problem on a single machine can be expressed as $1|P_i|\sum_{i=1}^n(\alpha_i E_i + \beta_i T_i)$. This three field notation implies that the jobs with different processing times are scheduled on a single machine to minimize the total earliness and tardiness penalty.

4 The Exact Algorithm for a Single Machine

We now present the ideas and the algorithm for solving the single machine case for a given job sequence. From here onwards we assume that there are n jobs to be processed by a machine and all the parameters stated at the beginning of Section 3 represent the same meaning. The intuition for our approach comes from a property presented and proved by Cheng and Kahlbacher for the CDD problem [6]. They proved that the optimal solution for a problem instance with general penalties has no idle time between any two consecutive jobs or in other words, when the schedule is compact. This property implies that at no point of time the machine processing the jobs is left idle till the processing of all the jobs is completed. In our approach we first initialize the completion times of all the jobs without any idle times and then shift all the jobs with the same amount of time.

Let J be the input job sequence where J_i is the i th job in the sequence J . Note that without loss of any generality we can assume $J_i = i$, since we can rank the jobs for any sequence as per their order of processing. The algorithm takes the job sequence J as the input and returns the optimal value for Equation (1). There are three requirements for the optimal solution: allotment of jobs to specific machines, the order of processing of jobs in every machine and the completion times for all the jobs.

Using the property of compactness proved by Cheng and Kahlbacher [6], our algorithm assigns the completion times to all the jobs such that the first job is

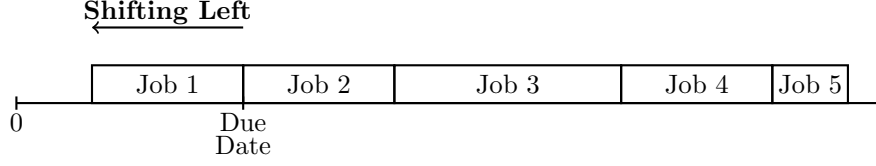


Figure 1: Left shift (decrease in completion times) of all the jobs towards decreasing total tardiness for a sequence with 5 jobs. Each reduction is done by the minimum of the processing time of the job which is starting at the due date and the maximum possible left shift for the first job.

finished at $\max\{P_1, D\}$ and the rest of the jobs follow without any idle time in order to obtain an initial solution which is then improved incrementally. It is quite apparent that a better solution for this sequence can be found only by reducing the completion times of all the jobs, *i.e.* shifting all the jobs towards decreasing total tardiness penalty as shown in Figure 1 with five jobs. Shifting all the jobs to the right will only increase the total tardiness.

Hence, we first assign the jobs in J to the machine such that none of the jobs are early and there is no idle time between the processing of any two consecutive jobs, as stated in Equation (2).

$$C_i = \begin{cases} \max\{P_1, D\} & \text{if } i = 1 \\ C_{i-1} + P_i & \text{if } 2 \leq i \leq n . \end{cases} \quad (2)$$

Before stating the exact algorithm for a given sequence for the single machine case, algorithm we first introduce some new parameters, definitions and theorems which are useful for the description of the algorithm. We first define $DT_i = C_i - D$, $i = 1, 2, \dots, n$ and $ES = C_1 - P_1$. It is clear that DT_i is the algebraic deviation of the completion time of job i from the due date and ES is the maximum possible shift (reduction of completion time) for the first job.

Definition 1. PL is a vector of length n and any element of PL (PL_i) is the penalty possessed by job i . We define PL , as

$$PL_i = \begin{cases} -\alpha_i, & \text{if } DT_i \leq 0 \\ \beta_i, & \text{if } DT_i > 0 . \end{cases} \quad (3)$$

With the above Definition we can express the objective function stated by Equation (1) as $\min(Sol)$, where

$$Sol = \sum_{i=1}^n (DT_i \cdot PL_i) . \quad (4)$$

The Algorithm 1 mentioned below returns the optimal solution value for any job sequence for the CDD problem on a single machine.

Algorithm 1: Exact Algorithm for Single Machine

```
1 Initialize  $C_i \forall i$  (Equation (2))
2 Compute  $PL, DT, ES$ 
3  $Sol \leftarrow \sum_{i=1}^n (DT_i \cdot PL_i)$ 
4  $j \leftarrow 2$ 
5 while ( $j < n + 1$ ) do
6    $C_i \leftarrow C_i - \min\{ES, DT_j\}, \forall i$ 
7   Update  $PL, DT, ES$ 
8    $V_j \leftarrow \sum_{i=1}^n (DT_i \cdot PL_i)$ 
9   if ( $V_j < Sol$ ) then  $Sol \leftarrow V_j$  else go to 11
10   $j \leftarrow j + 1$ 
11 return  $Sol$ 
```

5 Parallel Machine Case

For the parallel machine case we first need to assign the jobs to each machine to get the number of jobs and their sequence in each machine. In addition to the parameters explained in Section 3, we define a new parameter λ , which is the machine assigned to each job.

Definition 2. We define λ as the machine which has the earliest scheduled completion time of the last job on that machine. Using the notation mentioned in Section 3, λ can be mathematically expressed as

$$\lambda = \underset{j=1,2,\dots,m}{\operatorname{argmin}} M_j .$$

Algorithm 2 assigns the first m jobs to each machine respectively such that they all finish processing at the due date or after their processing time, whichever is higher. For the remaining jobs, we assign a machine λ to job i since it offers the least possible tardiness. Likewise each job is assigned at a specific machine such that the tardiness for all the jobs is the least for the given job sequence. The job sequence is maintained in the sense that for any two jobs i and j such that job j follows i ; the Algorithm 2 will either maintain this sequence or assign the same starting times at different machines to both the jobs. Finally, Algorithm 2 will give us the number of jobs (n_j) to be processed by any machine j and the sequence of jobs in each machine, W_j^k . This is the best assignment of jobs at machines for the given sequence. Note that the sequence of jobs is still maintained here, since Algorithm 2 ensures that any job i is not processed after a job $i + 1$. Once we have the jobs assigned to each machine, the problem then converts to m single machine problems, since all the machines are independent.

For the non-identical parallel machine case we need a slight change in the definition of λ in Definition 2. Recall that M_j is the time at which machine

Algorithm 2: Exact Algorithm: Parallel Machine

```
1  $M_j \leftarrow 0 \forall j = 1, 2, \dots, m$ 
2  $n_j \leftarrow 1 \forall j = 1, 2, \dots, m$ 
3  $i \leftarrow 0$ 
4 for  $j \leftarrow 1$  to  $m$  do
5    $i \leftarrow i + 1$ 
6    $W_j^1 \leftarrow i$ 
7    $M_j \leftarrow \max\{P_i, D\}$ 
8 for  $i \leftarrow m + 1$  to  $n$  do
9   Compute  $\lambda$ 
10   $n_\lambda \leftarrow n_\lambda + 1$ 
11   $W_\lambda^{n_\lambda} \leftarrow i$ 
12   $M_\lambda \leftarrow M_\lambda + P_i$ 
13 for each machine do
14   Algorithm 1
```

j finished its latest scheduled job and λ is the machine which has the least completion time of jobs, among all the machines. In the non-identical machine case we need to make sure that the assigned machine not only has the least completion time but it is also feasible for the particular job(s). Hence, for the non-identical machines case, the definition of λ in Algorithm 2 will change to λ_i where

$$\lambda_i = \underset{j=1,2,\dots,m}{\operatorname{argmin}} M_j, \text{ such that machine } j \text{ is feasible for job } i.$$

For the remaining part, the Algorithm 2 works in the same manner as for the identical parallel machines. Algorithm 2 can then be applied to the non-identical independent parallel machine case for the initial allocation of jobs to machines.

6 Illustration of the Algorithms

In this Section we explain Algorithm 1 and 2 with the help of illustrative examples consisting of $n = 5$ jobs for both, single and parallel machine case. We optimize the given sequence of jobs J where $J_i = i, i = 1, 2, \dots, 5$. The data for this example is given in Table 1. There are five jobs to be processed against a common due-date (D) of 16. The objective is to minimize Equation (4).

6.1 Single Machine Case

We first initialize the completion times of all the jobs according to Equation (2) as shown in Figure 2. The first job is completed at the due-date and possesses no

Table 1: The data for the exemplary case. The parameters possess the same meaning as explained in Section 3.

i	P_i	α_i	β_i
1	6	7	9
2	5	9	5
3	2	6	4
4	4	9	3
5	4	3	2

penalty. However, all the remaining jobs from $J_i, i = 2, 3, 4, 5$ are tardy. After the initialization, the total penalty of this schedule is $Sol = \sum_{i=1}^n (\alpha_i \cdot E_i + \beta_i \cdot T_i) = (0 \cdot 7 + 0 \cdot 9) + (0 \cdot 9 + 5 \cdot 5) + (0 \cdot 6 + 7 \cdot 4) + (0 \cdot 9 + 11 \cdot 3) + (0 \cdot 3 + 15 \cdot 2)$. Hence, the objective value $Sol = 116$.

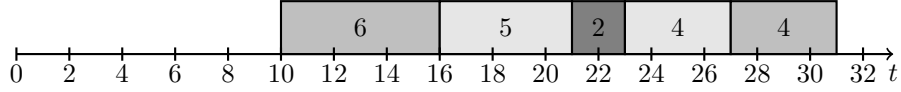


Figure 2: Initialization of the completion times of all the jobs. The first job completes processing at the due date and the remaining jobs follow without any idle time.

After the first left shift of 5 time units, the total penalty of this schedule is $Sol = \sum_{i=1}^n (\alpha_i \cdot E_i + \beta_i \cdot T_i) = (5 \cdot 7 + 0 \cdot 9) + (0 \cdot 9 + 0 \cdot 5) + (0 \cdot 6 + 2 \cdot 4) + (0 \cdot 9 + 6 \cdot 3) + (0 \cdot 3 + 10 \cdot 2)$. Hence the objective value $Sol = 81$.

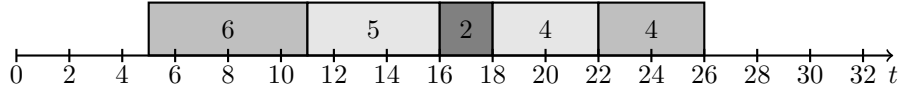


Figure 3: All the jobs are shifted left by $\min\{ES, DT_j\} = 5$ units processing time.

After the third left shift of 2 time units (Figure 4), the total penalty of this schedule is $Sol = \sum_{i=1}^n (\alpha_i \cdot E_i + \beta_i \cdot T_i) = (7 \cdot 7 + 0 \cdot 9) + (2 \cdot 9 + 0 \cdot 5) + (0 \cdot 6 + 0 \cdot 4) + (0 \cdot 9 + 4 \cdot 3) + (0 \cdot 3 + 4 \cdot 2)$. Hence the objective value $Sol = 95$.

Since the new value of the objective function is higher than in the previous step, we have the optimal value and schedule for this problem as shown in Figure 3 with a total penalty of 81.

For the sake of completeness, Figure 5 shows the next step if we continue reducing the completion times using the same criterion as before. After the last possible left shift of 3 time units, the total penalty of this schedule is $Sol = \sum_{i=1}^n (\alpha_i \cdot E_i + \beta_i \cdot T_i) = (10 \cdot 7 + 0 \cdot 9) + (5 \cdot 9 + 0 \cdot 5) + (3 \cdot 6 + 0 \cdot 4) + (0 \cdot 9 + 1 \cdot 3) + (0 \cdot 3 + 5 \cdot 2)$.

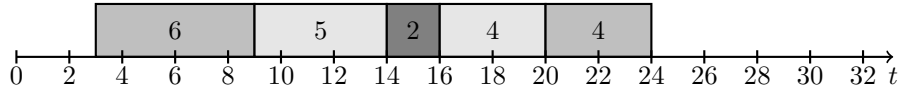


Figure 4: All the jobs are shifted left by $\min\{ES, DT_j\} = 2$ units processing time.

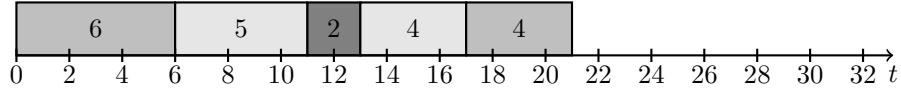


Figure 5: Final left shift by $ES = 3$ units.

Hence the objective value $Sol = 146$. The total penalty increases further to a value of 146. Hence, the optimal value for this sequence is 81.

6.2 Parallel Machine Case

In the parallel machine case we consider two parallel machines and illustrate how we first assign the jobs in the same job sequence J to the machines and optimize them independently. The data used in this example is the same as in Table 1. The common due-date for the instance is also the same as earlier, $D = 16$.

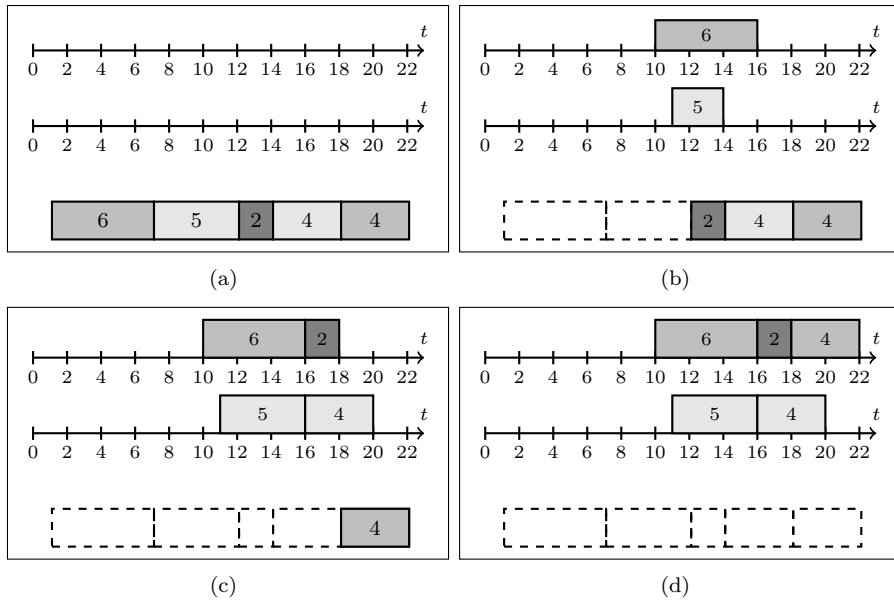


Figure 6: Illustration of the assignment of jobs to machines. After the assignment, each machine has a certain number of jobs in the given sequence.

As shown in Figure 6(a), there are five jobs to be processed on two independent identical parallel machines, against a due-date of 16. Hence, we first assign the jobs to a machine. We start with the first two jobs in the sequence J and assign them to the machines separately at $\max\{P_i, D\}$, Figure 6(b). For the remaining jobs, we subsequently choose a machine which offers least tardiness for each job. The third job in the sequence is assigned to the first machine and the fourth job goes to the second machine on the same lines, as depicted in Figure 6(c). Finally, we have all the jobs assigned to a machine (Figure 6(d)) and each machine has a certain number of jobs to process in a given sequence. In this example, the first machine processes 3 jobs with the processing times of 6, 2 and 4, while the second machine processes 2 jobs with processing times of 5 and 4, in that order. Once we have this assignment of jobs to machines, we can apply our single machine algorithm to both of them independently to optimize the overall earliness and tardiness penalty. Figure 7 shows the best schedule for both the machines with an overall penalty of 32.

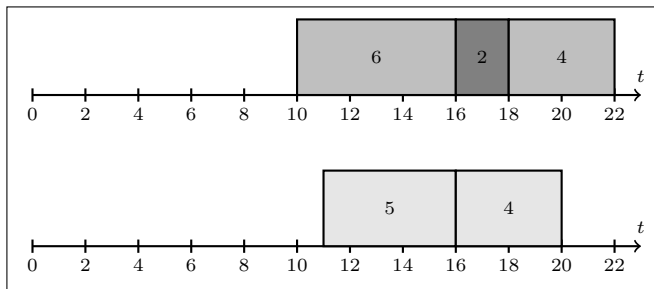


Figure 7: Final optimal schedule for both the machines for the given sequence of jobs. The overall penalty of 32 is reached, which is the best solution value as per Algorithm 1 and 2.

7 Proof of Optimality

We now prove the optimality of Algorithm 1 with respect to the solution value for the single machine case.

Lemma 1. *If the initial assignment of the completion times of the jobs (C_i), for a given sequence J is done according to Equation (2), then the optimal solution for this sequence can be obtained only by reducing the completion times of all the jobs or leaving them unchanged.*

Proof. We prove the above lemma by considering two cases of Equation (2).

Case 1: $D > P_1$

In this case Equation (2) will ensure that the first job is completed at the due-date and the following jobs are processed consecutively without any idle time. Moreover, with this assignment all the jobs will be tardy except for the first

job which will be completed at the due date. The total penalty (say, PN) will be $\sum_{i=1}^n (\beta_i \cdot T_i)$, where $T_i = C_i - D$, $i = 1, 2, \dots, n$. Now if we increase the completion time of the first job by x units then the new completion times C'_i for the jobs will be $C_i + x \forall i, (i = 1, 2, \dots, n)$ and the new total penalty PN' will be $\sum_{i=1}^n (\beta_i \cdot T'_i)$, where $T'_i = T_i + x$ ($i = 1, 2, \dots, n$). Clearly, we have $PN' > PN$ which proves that an increase in the completion times cannot fetch optimality which in turn proves that optimality can be achieved only by reducing the completion times or leaving them unchanged from Equation (2).

Case 2: $D \leq P_1$

If the processing time of the first job in any given sequence is more than the due-date then all the jobs will be tardy including the first job as $P_1 > D$. Since all the jobs are already tardy, a right shift (*i.e.* increasing the completion times) of the jobs will only increase the total penalty and hence worsening the solution. Moreover, a left shift (*i.e.* reducing the completion times) of the jobs is not possible either, because $C_1 = P_1$, which means that the first job will start at time 0. Hence, in such a case Equation (2) is the optimal solution. In the rest of the paper we avoid this simple case and assume that for any given sequence the processing time of the first job is less than the due-date. \square

Theorem 1. *Algorithm 1 finds the optimal solution for a single machine common due date problem, for a given job sequence.*

Proof. The initialization of the completion times for a sequence P is done according to Lemma 1. It is evident from Equation (2) that the deviation from the due date (DT_i) is zero for the first job and greater than zero for all the following jobs. Besides, $DT_i < DT_{i+1}$ for $i = 1, 2, 3, \dots, n-1$, since $C_i < C_{i+1}$ from Equation (2) and DT_i is defined as $DT_i = C_i - D$. By Lemma 1 the optimal solution for this sequence can be achieved only by reducing the completion times of all the jobs simultaneously or leaving the completion times unchanged. Besides, a reduction of the completion times is possible only if $ES > 0$ since there is no idle time between any jobs.

The total penalty after the initialization is $PN = \sum_{i=1}^n (\beta_i \cdot T_i)$ since none of the jobs are completed before the due date. According to Algorithm 1 the completion times of all the jobs is reduced by $\min\{ES, DT_j\}$ at any iteration. Since $DT_1 = 0$, there will be no loss or gain for $j = 1$. After any iteration of the *while* loop in line 5, we decrease the total weighted tardiness but gain some weighted earliness penalty for some jobs. A reduction of the completion times by $\min\{ES, DT_j\}$ is the best non-greedy reduction. Let $\min\{ES, DT_j\} > 0$ and t be a number between 0 and $\min\{ES, DT_j\}$. Then reducing the completion times by t will increase the number of early jobs by one and reduce the number of tardy jobs by one. With this operation, if there is an improvement to the overall solution, then a reduction by $\min\{ES, DT_j\}$ will fetch a much better solution (V_j) because reducing the completion times by t will lead to a situation where none of the jobs either start at time 0 (because $ES > 0$) nor any of the jobs finish at the due date since the jobs $1, 2, 3, \dots, j-1$ are early, jobs $j, j+1, \dots, n$ are tardy and the new completion time of job j is $C'_j = C_j - t$.

Since after this reduction $DT_j > 0$ and $DT_j < DT_{j+1}$ for $j = 1, 2, 3, \dots, n-1$, none of the jobs will finish at the due date after a reduction by t units. Moreover, it was proved by Cheng *et al.* [6] that in an optimal schedule for the restrictive common due date, either one of the jobs should start at time 0 or one of the jobs should end at the due date. This case can occur only if we reduce the completion times by $\min\{ES, DT_j\}$. If $ES < DT_j$, the first job will start at time 0 and if $DT_j < ES$ then one of the jobs will end at the due date. In the next iterations we continue the reductions as long as we get an improvement in the solution and once the new solution is not better than the previous best, we do not need to check any further and we have our optimal solution. This can be proved by considering the values of the objective function at the indices of two iterations; j and $j + 1$. Let V_j and V_{j+1} be the value of the objective function at these two indices, then the solution cannot be improved any further if $V_{j+1} > V_j$ by Lemma 2. \square

Lemma 2. *Once the value of the solution at any iteration j is less than the value at iteration $j + 1$, the solution cannot be improved any further.*

Proof. If $V_{j+1} > V_j$, a further left shift of the jobs does not fetch a better solution. Note that the objective function has two parts: penalty due to earliness and penalty due to tardiness. Let us consider the earliness and tardiness of the jobs after the j th iterations are E_i^j and T_i^j for $i = 1, 2, \dots, n$. Then we have $V_j = \sum_{i=1}^n (\alpha_i E_i^j + \beta_i T_i^j)$ and $V^{j+1} = \sum_{i=1}^n (\alpha_i E_i^{j+1} + \beta_i T_i^{j+1})$. Besides, after every iteration of the *while* loop in Algorithm 1, the completion times are reduced or in other words the jobs are shifted left. This leads to an increase in the earliness and a decrease in the tardiness of the jobs. Let's say, the difference in the reduction between V^{j+1} and V^j is x . Then we have $E^{j+1} = E^j + x$ and $T_{j+1} = T_j - x$. Since $V^{j+1} > V^j$, we have: $\sum_{i=1}^n (\alpha_i E_i^{j+1} + \beta_i T_i^{j+1}) > \sum_{i=1}^n (\alpha_i E_i^j + \beta_i T_i^j)$. By substituting the values of E^{j+1} and T^{j+1} we get, $\sum_{i=1}^{j+1} \alpha_i x > \sum_{i=j+2}^n \beta_i x$. Hence, at the $(j + 1)^{th}$ iteration the total penalty due to earliness exceeds the total penalty due to tardiness. This proves that for any further reduction there cannot be an improvement in the solution because a decrease in the tardiness penalty will always be less than the increase in the earliness penalty. \square

8 Algorithm Run-Time Complexity

In this Section we study and prove the run-time complexity of the Algorithms 1 and 2. We calculate the complexities of all the algorithms separately considering the worst cases for all. Let T_1 and T_2 be the run-time complexities of the algorithms respectively.

Lemma 3. *The run-time complexities of both Algorithms 1 and 2 are $O(n^2)$, where n is the total number of jobs.*

Proof. As for Algorithm 1, the calculations involved in the initialization step and evaluation of PL, DT, ES, Sol are all of $O(n)$ complexity and their evaluation is

irrespective of the any conditions unlike inside the *while* loop. The *while* loop again evaluates and updates these parameters at every step of its iteration and returns the output once their is no improvement possible. The worst case will occur when the *while* loop is iterated over all the values of j , $j = 2, 3, \dots, n$. Hence the complexity of Algorithm 1 is $O(n^2)$ with n being the number of jobs processed by the machine. Hence, $T_1 = O(n^2)$.

Let m be the number of machines, then in the Algorithm 2, the complexity for the first two *for* loops is $O(m + (n - m)m)$ where, $O(m)$ corresponds to the first *for* loop and $O((n - m)m)$ corresponds to the second *for* loop involving the calculation of λ . For the last *for* loop, we need to consider all the cases of the number of jobs processed by each machine.

Let $x_1, x_2, x_3, \dots, x_m$ be the number of jobs processed by the machines, respectively. Then, $\sum_{i=1}^m x_i = n$. We make a reasonable assumption that the number of machines is less than the number of jobs, which is usually the case. In such a case the complexity of Algorithm 2 (T_2) is equal to $O(m + nm - m^2) + \sum_{i=1}^m O(x_i^2)$. Since $\sum_{i=1}^m x_i = n$, we have $\sum_{i=1}^m O(x_i^2) = O(n^2)$. Thus the complexity of Algorithm 2 is $O(m + nm - m^2 + n^2)$. Since we assume $m < n$ we have $T_2 = O(n^2)$. \square

9 Exponential Search: An Efficient Implementation of Algorithm 1

Algorithm 1 shifts the jobs to the left by reducing the completion times of all the jobs by $\min\{ES, DT_j\}$ on every iteration of the *while* loop. The runtime complexity of the algorithm can be improved from $O(n^2)$ to $O(n \log n)$ by implementing an exponential search instead of a step by step reduction, as in Algorithm 1. To explain this we first need to understand the slope of the objective function values for each iteration. In the proof of optimality of Algorithm 1, we proved that there is only one minimum present in $V^j \forall j$. Besides, the value of DT_j increases for every j as it depends on the completion times. Also note that the reduction in the completion times is made by $\min\{ES, DT_j\}$. Hence, if for any j , $ES \leq DT_j$ then every iteration after j will fetch the same objective function value, V^j . Hence, the solution values after each iteration will have a trend as shown below in Figure 8.

With such a slope of the solution we can use the exponential search as opposed to a step by step search, which will in turn improve the run-time complexity of Algorithm 1. This can be achieved by increasing or decreasing the step size of the *while* loop by orders of 2 (*i.e.* $2, 2^2, 2^3, \dots, n$) while keeping track of the slope of the solution. The index of the next iteration should be increased if the slope is negative and decreased if the slope is non-negative. At each step we need to keep track of the previous two indices and once the difference between the indices is less than the minimum of the two, then we need to perform binary search on the same lines. The optimum will be reached if both the adjacent solutions are greater than the current value. In this methodology

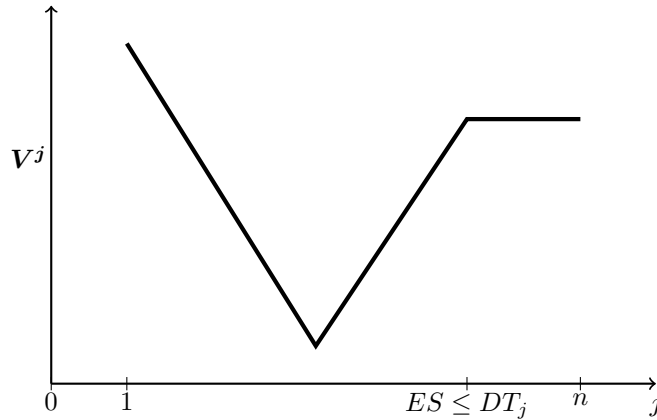


Figure 8: The trend of the solution value against each iteration of Algorithm 1, for a job sequence. The value of the solution does not improve any further after a certain number of reductions.

we do not need to search for all values of j but in steps of 2^j . Hence the runtime complexity with exponential search will be $O(n \log n)$ for both the single machine and parallel machine cases.

10 A Dynamic Case of CDD

In this Section we discuss about a dynamic case of the common due-date problem for the single machine case at the planning stage. Consider the case when an optimal schedule has been calculated for a certain number jobs, and then an unknown number of jobs with unknown processing times arrive later. We assume that the original schedule is not disturbed and the new sequence of jobs can be processed after the first set of jobs. We show that in such a case the optimal schedule for the new extended job sequence can be achieved only by further reducing the completion times of all the jobs. We would like to emphasize here that we are considering the dynamic case at the planning stage when none of the jobs of the original known job sequence has gone to the processing stage.

Let us assume that at any given point of time there are a certain number of jobs (n) in a sequence J , for which the optimal schedule against a common due-date D on a machine has been already calculated using Algorithm 1. In such a case, if there are some additional jobs n' in a sequence J' to be processed against the same due-date and by the same machine without disturbing the sequence J , the optimum solution for the new sequence of $n + n'$ jobs in the extended sequence $J + J'$ can be found by further reducing the completion times of jobs in J and the same reduction in the completion times of jobs in J'

¹ J and J' are two disjoint sets of jobs, hence $J + J'$ is the union of two sets maintaining the job sequences in each set.

using Algorithm 1. We prove it using Lemma 4.

Lemma 4. *Let, C_i ($i = 1, 2, \dots, n$) be the optimal completion times of jobs in sequence J and C'_j ($j = 1, 2, \dots, n, n+1, \dots, n+n'-1, n+n'$) be the optimal completion times of jobs in the extended job sequence $J + J'$ with $n + n'$ jobs. Then,*

$$i) \exists \gamma \geq 0 \text{ s.t. } C_i - C'_i = \gamma \text{ for } i = 1, 2, \dots, n$$

$$ii) C'_k = C_n - \gamma + \sum_{\tau=n+1}^k P_\tau, (k = n+1, n+2, \dots, n+n') .$$

Proof. Let Sol_J denote the optimal solution for the job sequence J . This optimal value for sequence J is calculated using Algorithm 1 which is optimal according to Theorem 1. In the optimal solution let the individual penalties for earliness and tardiness be E_i and T_i , respectively, hence

$$Sol_J = \sum_{i=1}^n (\alpha_i E_i + \beta_i T_i) . \quad (5)$$

Clearly, the value of Sol_J cannot be improved by either reducing the completion times any further as explained in Theorem 1. Now, processing an additional job sequence J' starting from C_n (the completion time of the last job in J) means that for the new extended sequence $J + J'$ the tardiness penalty increases further by some value, say $PT_{J'}$. Besides, the due date remains the same, the sequence J is not disturbed and all the jobs in the sequence J' are tardy. Hence the new solution value (say $V_{J+J'}$) for the new sequence $J + J'$ will be

$$V_{J+J'} = Sol_J + PT_{J'} . \quad (6)$$

For this new sequence we do not need to increase the completion times since it will only increase the tardiness penalty. This can be proved by contradiction. Let x be the increase in the completion times of all the jobs in $J + J'$ with $x > 0$. The earliness and tardiness for the jobs in J become $E_i - x$ and $T_i + x$, respectively and the new total penalty (V_J) for the job sequence J becomes

$$\begin{aligned} V_J &= \sum_{i=1}^n (\alpha_i \cdot (E_i - x) + \beta_i \cdot (T_i + x)) \\ &= \sum_{i=1}^n (\alpha_i \cdot E_i + \beta_i \cdot T_i) + \sum_{i=1}^n (\beta_i - \alpha_i) \cdot x . \end{aligned} \quad (7)$$

Equation (5) yields

$$V_J = Sol_J + \sum_{i=1}^n (\beta_i - \alpha_i) \cdot x . \quad (8)$$

Since Sol_J is optimal $Sol_J \leq V_J$, we have

$$\sum_{i=1}^n (\beta_i - \alpha_i) \cdot x \geq 0 . \quad (9)$$

Besides, the total tardiness penalty for the sequence J' will further increase by the same quantity, say δ , $\delta \geq 0$. With this shift, the new overall solution value $V'_{J+J'}$ will be

$$V'_{J+J'} = V_J + PT_{J'} + \delta . \quad (10)$$

Substituting V_J from Equation (8) we have

$$V'_{J+J'} = Sol_J + \sum_{i=1}^n (\beta_i - \alpha_i) \cdot x + PT_{J'} + \delta . \quad (11)$$

Using Equation (6) gives

$$V'_{J+J'} = V_{J+J'} + \sum_{i=1}^n (\beta_i - \alpha_i) \cdot x + \delta . \quad (12)$$

Using Equation (9) and $\delta \geq 0$ we have

$$V'_{J+J'} \geq V_{J+J'} . \quad (13)$$

This shows that only a reduction in the completion times of all the jobs can improve the solution. Thus, there exists a γ , $\gamma \geq 0$ by which the completion times are reduced to achieve the optimal solution for the new job sequence $J + J'$. Clearly, $C_i - C'_i = \gamma$ for $i = 1, 2, \dots, n$ and $C'_k = C_n - \gamma + \sum_{\tau=n+1}^k P_\tau$, ($k = n + 1, n + 2, \dots, n + n'$) since all the jobs are processed one after another without any idle time. \square

11 Results

In this Section we present our results for the single and parallel machine cases. We used our exact algorithms with simulated annealing for finding the best job sequence. All the algorithms were implemented on MATLAB[®] and run on a machine with a 1.73 GHz processor and 2 GB RAM. We present our results for the benchmark instances provided by Biskup and Feldmann in [4] for both the single and parallel machine cases. For brevity, we call our approach as APSA and the benchmark results as BR.

We use a modified Simulated Annealing algorithm to generate job sequences and Algorithm 1 to optimize each sequence to its minimum penalty. Our experiments show that an ensemble size of $4 + n/10$ and the maximum number of iterations as $500 \cdot n$, where n is the number of jobs, work best for the provided benchmark instances. The runtime for all the results is the time after which the solutions mentioned in Table 2 and 3 are obtained. The initial temperature is kept as twice the standard deviation of the energy at infinite temperature: $\sigma_{E_{T=\infty}} = \sqrt{\langle E^2 \rangle_{T=\infty} - \langle E \rangle_{T=\infty}^2}$. We estimate this quantity by randomly sampling the configuration space [18]. An exponential schedule for cooling is

Table 2: Results obtained for the single machine case of the common due date problem and comparison with benchmark results provided in the OR Library [3]. For any given number of jobs there are 10 different instances provided and each instance is designated a number k . The gray boxes indicate the instances for which our algorithm could not achieve the known solution values given in [3].

Jobs	h=0.2		h=0.4		h=0.6		h=0.8	
n=10	APSA	BR	APSA	BR	APSA	BR	APSA	BR
k=1	1936	1936	1025	1025	841	841	818	818
k=2	1042	1042	615	615	615	615	615	615
k=3	1586	1586	917	917	793	793	793	793
k=4	2139	2139	1230	1230	815	815	803	803
k=5	1187	1187	630	630	521	521	521	521
k=6	1521	1521	908	908	755	755	755	755
k=7	2170	2170	1374	1374	1101	1101	1083	1083
k=8	1720	1720	1020	1020	610	610	540	540
k=9	1574	1574	876	876	582	582	554	554
k=10	1869	1869	1136	1136	710	710	671	671
n=20	APSA	BR	APSA	BR	APSA	BR	APSA	BR
k=1	4394	4431	3066	3066	2986	2986	2986	2986
k=2	8430	8567	4847	4897	3206	3260	2980	2980
k=3	6210	6331	3838	3883	3583	3600	3583	3600
k=4	9188	9478	5118	5122	3317	3336	3040	3040
k=5	4215	4340	2495	2571	2173	2206	2173	2206
k=6	6527	6766	3582	3601	3010	3016	3010	3016
k=7	10455	11101	6279	6357	4126	4175	3878	3900
k=8	3920	4203	2145	2151	1638	1638	1638	1638
k=9	3465	3530	2096	2097	1965	1992	1965	1992
k=10	4979	5545	3012	3192	2110	2116	1995	1995
n=50	APSA	BR	APSA	BR	APSA	BR	APSA	BR
k=1	40936	42363	24146	24868	17970	17990	17982	17990
k=2	31174	33637	18451	19279	14217	14231	14067	14132
k=3	35552	37641	20996	21353	16497	16497	16517	16497
k=4	28037	30166	17137	17495	14088	14105	14101	14105
k=5	32347	32604	18049	18441	14615	14650	14615	14650
k=6	35628	36920	20790	21497	14328	14251	14075	14075
k=7	43203	44277	23076	23883	17715	17715	17699	17715
k=8	43961	46065	25111	25402	21345	21367	21351	21367
k=9	34600	36397	20302	21929	14202	14298	14064	13952
k=10	33643	35797	19564	20048	14367	14377	14374	14377
n=100	APSA	BR	APSA	BR	APSA	BR	APSA	BR
k=1	148316	156103	89537	89588	72017	72019	72017	72019
k=2	129379	132605	73828	74854	59350	59351	59348	59351
k=3	136385	137463	83963	85363	68671	68537	68670	68537
k=4	134338	137265	87255	87730	69192	69231	69039	69231
k=5	129057	136761	74626	76424	55291	55291	55275	55277
k=6	145927	151938	81182	86724	62507	62519	62410	62519
k=7	138574	141613	79482	79854	62302	62213	62208	62213
k=8	164281	168086	95197	95361	80722	80844	80841	80844
k=9	121189	125153	72817	73605	58769	58771	58771	58771
k=10	121425	124446	72741	72399	61416	61419	61416	61419

Table 3: Results obtained for the single machine case of the common due date problem and comparison with benchmark results provided in the OR Library [3]. There are 10 different instances provided and each instance is designated a number k . The gray boxes indicate the instances for which our algorithm could not achieve the known solution values given in [3].

Jobs	h=0.2		h=0.4		h=0.6		h=0.8	
n=200	APSA	BR	APSA	BR	APSA	BR	APSA	BR
k=1	523042	526666	300079	301449	254268	254268	254362	254268
k=2	557884	566643	333930	335714	266105	266028	266549	266028
k=3	510959	529919	303924	308278	254647	254647	254572	254647
k=4	596719	603709	359966	360852	297305	297269	297729	297269
k=5	543709	547953	317707	322268	260703	260455	260423	260455
k=6	500354	502276	287916	292453	235947	236160	236013	236160
k=7	477734	479651	279487	279576	246910	247555	247521	247555
k=8	522470	530896	287932	288746	225519	225572	225897	225572
k=9	561956	575353	324475	331107	254953	255029	254956	255029
k=10	560632	572866	328964	332808	269172	269236	269208	269236

Table 4: Average run-times in seconds for the single machine cases for the obtained solutions. The average run-time for any job is the average of all the 40 instances.

No. of Jobs	10	20	50	100	200
BR	0.9	47.8	87.3	284.9	955.2
APSA	0.46	1.12	22.17	55.22	132.32

adopted with a cooling rate of 0.999. One of the modifications from the standard SA is in the acceptance criterion. We implement two acceptance criteria: the Metropolis acceptance probability, $\min\{1, \exp((-\Delta E)/T)\}$ [18] and a constant acceptance probability of 0.07. A solution is accepted with this constant probability if it is rejected by the Metropolis criterion. This concept of a constant probability is useful when the SA is run for many iterations and the metropolis acceptance probability is almost zero, since the temperature would become infinitesimally small. Apart from this, we also incorporate elitism in our modified SA. Elitism has been successfully adopted in evolutionary algorithms for several complex optimization problems [8,14]. We observed that this concept works well for the CDD problem. As for the perturbation rule, we first randomly select a certain number of jobs in any job sequence and permute them randomly to create a new sequence. The number of jobs selected for this permutation is taken as $2 + \lfloor \sqrt{n/10} \rfloor$, where n is the number of jobs. For large instances the size of this permutation is quite small but we have observed that it works well with our modified simulated annealing algorithm.

In Table 2 and 3 we present our results (APSA) for the single machine case. The results provided by Biskup and Feldmann can be found in [7]. The first 40 instances with 10 jobs each have been already solved optimally by Biskup and Feldmann and we reach the optimality for all these instances within an average run-time of 0.457 seconds.

Table 5: Results obtained for parallel machines for the benchmark instances for $k = 1$ with 2, 3 and 4 machines up to 200 jobs.

No. of Jobs	Machines	h value	Results Obtained	Run-Time (seconds)
10	2	0.4	612	0.0473
		0.8	398	0.0352
	3	0.4	507	0.0239
		0.8	256	0.0252
	4	0.4	364	0.0098
		0.8	197	0.0157
20	2	0.4	1527	0.4061
		0.8	1469	0.6082
	3	0.4	1085	3.4794
		0.8	957	7.8108
	4	0.4	848	8.5814
		0.8	686	8.4581
50	2	0.4	12911	7.780
		0.8	9020	55.3845
	3	0.4	8913	59.992
		0.8	6010	125.867
	4	0.4	7097	153.566
		0.8	4551	22.347
100	2	0.4	45451	101.475
		0.8	37195	147.832
	3	0.4	31133	159.872
		0.8	25097	186.762
	4	0.4	23904	236.132
		0.8	19001	392.967
200	2	0.4	154094	165.436
		0.8	133848	231.768
	3	0.4	103450	226.140
		0.8	96649	365.982
	4	0.4	81437	438.272
		0.8	71263	500.00

Among the next 160 instances we achieve equal results for 13 instances, better results for 133 instances and for the remaining 14 instances with 50, 100 and 200 jobs, our results are within a gap of 0.803 percent, 0.1955 percent and 0.1958 percent respectively. Feldmann and Biskup [7] solved these instances using three metaheuristic approaches, namely: simulated annealing, evolutionary strategies and threshold accepting; and presented the average run-time for the instances on a Pentium/90 PC. In Table 4 we show our average run-times for the instances and compare them with the heuristic approach considered in [7]. Apparently our approach is faster and achieves better results. However, there is a difference in the machines used for the implementation of the algorithms. In Table 5 we present results for the same problem but with parallel machines for the Biskup benchmark instances. The computation has been carried out for $k = 1$ up to 200 jobs and a different number of machines with restrictive factor h . We make a change in the due date as the number of machines increases and assume that the due date D is $D = \lfloor h \cdot \sum_{i=1}^n P_i/m \rfloor$. This assumption makes sense as an increase in the number of machines means that the jobs can

be completed much faster and reducing the due-date will test the whole setup for more competitive scenarios. We implemented Algorithm 2 with six different combinations of the number of machines and the restrictive factor. Since these instances have not been solved for the parallel machines, we are presenting the upper bounds achieved for these instances using Algorithm 2 and the modified simulated annealing.

12 Conclusion and Future Direction

In this paper we present two novel exact polynomial algorithms for the common due-date problem to optimize any given job sequence. We prove the optimality for the single machine case and the run-time complexity of the algorithms. We implemented our algorithms over the benchmark instances provided by Biskup and Feldmann [4] and the results obtained by using our algorithms are superior to the benchmark results in quality. We discuss how our approach can be used for non-identical parallel machines and present results for the parallel machine case for the same instances. Furthermore, we also discuss the efficiency of our algorithm for a special dynamic case of CDD at the planning stage.

Acknowledgement

The research project was promoted and funded by the European Union and the Free State of Saxony, Germany. The authors take the responsibility for the content of this chapter.

References

- [1] Awasthi, A., Lässig, J., Kramer, O.: Common due-date problem: Exact polynomial algorithms for a given job sequence. In: 15th International Symposium on Symbolic and Numeric Algorithms for Scientific Computing (SYNASC 2013), pp. 260–266 (2013)
- [2] Baniadr, A.H., Zandieh, M., Mahdavi, I.: A hybrid imperialist competitive algorithm for single-machine scheduling problem with linear earliness and quadratic tardiness penalties. *The International Journal of Advanced Manufacturing Technology* **65**(5–8), 981–989 (2013)
- [3] Beasley, J.E.: OR-library: Distributing test problems by electronic mail. *Journal of the Operational Research Society* **41**(11), 1069–1072 (1990)
- [4] Biskup, D., Feldmann, M.: Benchmarks for scheduling on a single machine against restrictive and unrestrictive common due dates. *Computers & Operations Research* **28**(8), 787 – 801 (2001)
- [5] Cheng, T.C.E.: Optimal due-date assignment and sequencing in a single machine shop. *Applied Mathematics Letters* **2**(1), 21–24 (1989)

- [6] Cheng, T.C.E., Kahlbacher, H.G.: A proof for the longest-job-first policy in one-machine scheduling. *Naval Research Logistics (NRL)* **38**(5), 715–720 (1991)
- [7] Feldmann, M., Biskup, D.: Single-machine scheduling for minimizing earliness and tardiness penalties by meta-heuristic approaches. *Computers & Industrial Engineering* **44**(2), 307–323 (2003)
- [8] Gen, M., Tsujimura, Y., Kubota, E.: Solving job-shop scheduling problems by genetic algorithm. In: *IEEE International Conference on Systems, Man, and Cybernetics, 1994. Humans, Information and Technology.*, vol. 2, pp. 1577–1582 (1994)
- [9] Graham, R.L., Lawler, E.L., Lenstra, J.K., Rinnooy Kan, A.H.G.: Optimization and approximation in deterministic sequencing and scheduling: a survey. In: *Discrete Optimization II Proceedings of the Advanced Research Institute on Discrete Optimization and Systems Applications of the Systems Science Panel of NATO and of the Discrete Optimization Symposium co-sponsored by IBM Canada and SIAM Banff, Aha. and Vancouver*, vol. 5, pp. 287 – 326. Elsevier (1979)
- [10] Hall, N.G., Kubiak, W., Sethi, S.P.: Earliness–tardiness scheduling problems, ii: deviation of completion times about a restrictive common due date. *Operations Research* **39**(5), 847–856 (1991)
- [11] Hoogeveen, J.A., Van de Velde, S.L.: Scheduling around a small common due date. *European Journal of Operational Research* **55**(2), 237–242 (1991)
- [12] James, R.J.W.: Using tabu search to solve the common due date early/tardy machine scheduling problem. *Computers & Operations Research* **24**(3), 199–208 (1997)
- [13] Kanet, J.J.: Minimizing the average deviation of job completion times about a common due date. *Naval Research Logistics Quarterly* **28**(4), 643–651 (1981)
- [14] Kim, J.L.: Genetic algorithm stopping criteria for optimization of construction resource scheduling problems. *Construction Management and Economics* **31**(1), 3–19 (2013)
- [15] Panwalkar, S.S., Smith, M.L., Seidmann, A.: Common due date assignment to minimize total penalty for the one machine scheduling problem. *Operations Research* **30**(2), 391–399 (1982)
- [16] Rebai, M., Kacem, I., Adjallah, K.H.: Earliness-tardiness minimization on a single machine to schedule preventive maintenance tasks: metaheuristic and exact methods. *Journal of Intelligent Manufacturing* **23**(4), 1207–1224 (2012)

- [17] Ronconi, D.P., Kawamura, M.S.: The single machine earliness and tardiness scheduling problem: lower bounds and a branch-and-bound algorithm. *Computational & Applied Mathematics* **29**, 107 – 124 (2010)
- [18] Salamon, P., Sibani, P., Frost, R.: *Facts, Conjectures, and Improvements for Simulated Annealing*. Society for Industrial and Applied Mathematics (2002). DOI 10.1137/1.9780898718300
- [19] Seidmann, A., Panwalkar, S.S., Smith, M.L.: Optimal assignment of due-dates for a single processor scheduling problem. *The International Journal Of Production Research* **19**(4), 393–399 (1981)
- [20] Toksari, M.D., Guner, E.: The common due-date early/tardy scheduling problem on a parallel machine under the effects of time-dependent learning and linear and nonlinear deterioration. *Expert Systems with Applications* **37**(1), 92–112 (2010)
- [21] Yang, S.J., Lee, H.T., Guo, J.Y.: Multiple common due dates assignment and scheduling problems with resource allocation and general position-dependent deterioration effect. *The International Journal of Advanced Manufacturing Technology* **67**(1-4), 181–188 (2013)