

Relativistic Mean-Field Hadronic Models under Nuclear Matter Constraints

M. Dutra

*Departamento de Física e Matemática - ICT,
Universidade Federal Fluminense, 28895-532 Rio das Ostras, RJ, Brazil*

O. Lourenço

*Departamento de Ciências da Natureza, Matemática e Educação, CCA,
Universidade Federal de São Carlos, 13600-970 Araras, SP, Brazil*

S. S. Avancini

*Depto de Física - CFM - Universidade Federal de Santa Catarina,
Florianópolis - SC - CP. 476 - CEP 88.040 - 900 - Brazil*

B. V. Carlson

*Departamento de Física, Instituto Tecnológico de Aeronáutica,
CTA, 12228-900 São José dos Campos, SP, Brazil*

A. Delfino

*Departamento de Física - Universidade Federal Fluminense,
Av. Litorânea s/n, 24210-150 Boa Viagem, Niterói, RJ, Brazil*

D. P. Menezes

*Depto de Física - Universidade Federal de Santa Catarina,
Florianópolis - SC - CP. 476 - CEP 88.040 - 900 - Brazil and
Departamento de Física Aplicada, Universidad de Alicante,
Ap. Correus 99, E-03080, Alicante, Spain*

C. Providência

*Centro de Física Computacional, Department of Physics,
University of Coimbra, P-3004-516 Coimbra, Portugal*

S. Typel

*GSI Helmholtzzentrum für Schwerionenforschung GmbH,
Theorie, Planckstrasse 1, D-64291 Darmstadt, Germany*

J. R. Stone

*Oxford Physics, University of Oxford,
OX1 3PU Oxford, United Kingdom and
Department of Physics and Astronomy,
University of Tennessee, Knoxville, Tennessee 37996, USA*

(Dated: May 26, 2018)

Abstract

Background: The microscopic composition and properties of infinite hadronic matter at a wide range of densities and temperatures have been a subject of intense investigation for decades. The Equation of State (EoS) relating pressure, energy density and temperature at a given particle number density is essential for modeling compact astrophysical objects such as neutron stars, core-collapse supernovae and related phenomena including the creation of chemical elements in the Universe. The EoS depends not only on the particles present in the matter, but, more importantly, on the forces acting among them. Since a realistic and quantitative description of infinite hadronic matter and nuclei from first principles is not available at present, a large variety of phenomenological models have been developed in the last several decades, but the scarcity of experimental and observational data does not allow a unique determination of the adjustable parameters.

Purpose: It is essential for further development of the field to determine the most realistic parameter sets and to use them consistently. Recently a set of constraints on properties of nuclear matter was formed and the performance of 240 non-relativistic Skyrme parameterizations was assessed [1], in describing nuclear matter up to about 3 times nuclear saturation density. In the present work we examine 263 Relativistic mean-field (RMF) models in a comparable approach. These models have been widely used because of several important aspects not always present in nonrelativistic models, such as intrinsic Lorentz covariance, automatic inclusion of spin, appropriate saturation mechanism for nuclear matter, causality and, therefore, no problems related to superluminal speed of sound in medium.

Method: Three different sets of constraints related to symmetric nuclear matter, pure neutron matter, symmetry energy, and its derivatives were used. The first set (SET1) was the same as used in assessing the Skyrme parameterizations. The second and third set (SET2a and SET2b), were more suitable for analysis of RMF and included, up-to-date theoretical, experimental and empirical information.

Results: The sets of updated constraints (SET2a and SET2b) differed somewhat in the level of restriction but still yielded only 4 and 3 approved RMF models, respectively. A similarly small number of approved Skyrme parameterizations were found in the previous study with Skyrme models. An interesting feature of our analysis has been that the results change dramatically if the constraint on the volume part of the isospin incompressibility ($K_{\tau,v}$) is eliminated. In this case, we have 35 approved models (SET2a) and 30 (SET2b).

Conclusions: Our work provides a new insight into application of RMF models to properties of nuclear matter and brings into focus their problematic proliferation. The assessment performed in this work should be used in future applications of RMF models. Moreover, the most extensive set of refined constraints (including nuclear matter and finite-nuclei-related properties) should be used in future determinations of new parameter sets in order to provide models that can be used with more confidence in a wide range of applications. Pointing to reasons of the many failures, even of the frequently used models, should lead to their improvement and to the identification of possible missing physics not included in present energy density functionals.

PACS numbers: 21.30.Fe, 21.65.Cd, 21.65.Ef, 26.60.Kp

I. INTRODUCTION

The theoretical description of infinite nuclear matter and finite nuclear properties has been relying on models since the primordial developments of nuclear physics. Unfortunately, so far there are neither a specific nuclear physics theory nor enough adequate solutions for QCD, which is still in the early stages of lattice calculations. Many models have been developed since the beginning of the last century, from the famous semi-empirical Bethe-Weizsäcker mass formula proposed in 1935 [2], non-relativistic Skyrme models [3, 4] that first appeared around 1950, to relativistic Quantum Hadro Dynamics (QHD) models [5] developed after 1974, to which we devote our attention in the present work.

All relativistic models are written in terms of parameters that are fitted to reproduce either bulk nuclear matter or finite nuclei properties. This means that most models behave approximately the same as far as equations of state are concerned around saturation density and at zero temperature. Nevertheless, these very same models have been used to describe physics taking place at sub-saturation densities, such as liquid-gas phase transitions, and also at very high densities, such as neutron star matter. As a consequence, models that describe similar physics at saturation density yield very different results when used in the low or high density limits. The same holds true if finite systems are investigated. We devote the next section to the mean field approximation usually employed when relativistic models are considered and to seven different types of parameterizations of QHD *Walecka-type* models. In these models, the baryons interact among each other by exchanging scalar-isoscalar (σ) and vector-isoscalar (ω) mesons. For our analyses of nuclear matter properties, only nucleons are necessary as hadronic degrees of freedom. When the models are extended to describe stellar matter, hyperons are generally also included. More sophisticated versions include vector-isovector (ρ) and vector-isoscalar (δ) mesons. The seven variations we treat next are: 1) the original linear Walecka model, 2) the non-linear Walecka model with σ self-interacting mesons, 3) the non-linear Walecka model with σ and ω self-interacting mesons, 4) the non-linear Walecka model with σ and ω self-interacting mesons and possible mesonic cross terms, 5) models in which the parameters that couple the baryons with the mesons are density dependent, 6) point-coupling models, in which the baryons only interact with each other through effective point-like interactions, without exchanging mesons, and 7) models with the inclusion of δ mesons. Details about the Lagrangian density, equations of motion

and equations of state for each of the seven model types are given in the next section.

In a previous work [1], 240 different Skyrme model parameterizations were confronted with experimentally and empirically derived constraints and only 16 of them were shown to satisfy all of the constraints. The authors argue that the production of new parameter sets with a limited range of application should not be encouraged. In the present work our aim is to obtain the physical properties related to the same derived constraints used in [1] with 263 relativistic models belonging to one of the seven classes mentioned above and check whether they satisfy these constraints.

A few words on our choice of constraints are now in order. We start with the isospin symmetric nuclear matter incompressibility (or compression modulus) K_0 , the one most used to constrain mean-field models. The incompressibility values have been inferred from experiment and from theory. Experimentally, results coming from giant resonances, mainly isoscalar giant monopole (GMR) [6] and isovector giant dipole (GDR) resonances [7] have been used as an important source of information. Theoretically, efforts to obtain values for the incompressibility started with the use of the Hartree-Fock plus random-phase-approximation (RPA) [8] and continued to other calculations involving even more sophisticated treatments. The developments of these calculations can be tracked from many papers, but we mention specifically Refs. [9, 10]. In the present paper, we follow the suggestions given in [11, 12] for the value of $K_0 = 230 \pm 40$ MeV.

Our second and third most important constraints are the symmetry energy (J) and its slope (L_0) at the saturation density. The density dependence of the symmetry energy carries information about the isospin dependence of nuclear forces and gives interesting hints on both finite nuclei and neutron star properties. Experimental data for the symmetry energy come from various sources, namely heavy-ion collisions [13], pygmy dipole resonances [14, 15], isobaric analog states [16], besides GMR and GDR. In [17], the authors have shown that a direct correlation between the neutron skin thickness (controlled by the density dependence of the symmetry energy) and the neutron star radii exists, such that models that yield smaller neutron skins in heavy nuclei generate smaller neutron star radii. Recent reviews on this subject can be found in [18, 19] and a comprehensive study of the imprint of the symmetry energy on the crust and strangeness content of neutron star can be seen in [20]. Moreover, in [21, 22], a correlation between the values of the incompressibility and the symmetry energy was proposed based on the fact that the isoscalar giant monopole resonance

(ISGMR) and isovector giant dipole resonance (IVGDR) of ^{208}Pb were sensitive both to the incompressibility and the symmetry energy due to its isospin asymmetry. Therefore, the author claims that the ISMGR data from a nucleus with a well developed breathing mode but a small neutron-proton asymmetry such as ^{90}Zr should be used to fix the incompressibility at saturation instead of a nucleus with a non negligible isospin asymmetry like ^{208}Pb . Once the incompressibility at saturation is fixed, the IVGDR ^{208}Pb may be used to constrain the symmetry energy. Although not conclusive, there seems to exist a correlation between the values of J , L_0 and the curvature (K_{sym}^0) of the symmetry energy at the saturation density [23–25], and we tackle this point later.

Another constraint that we intend to use is the volume part of the isospin incompressibility, known as $K_{\tau,v}$, which depends on several liquid drop model quantities. When it is extracted from a simple fitting to GMR data, it includes not only volume, but also surface contributions. According to isospin diffusion calculations [26], it should be $K_{\tau} = -500 \pm 50$ MeV. According to neutron skin thickness [27], $K_{\tau} = -500_{-100}^{+125}$ MeV and according to GMR measured in Sn isotopes [28], $K_{\tau} = -550 \pm 100$ MeV. In order to take into account all these uncertainties, we have chosen $K_{\tau} = -550 \pm 150$ MeV.

The other constraints are obtained directly from the equation of state or are related to the constraints mentioned above and we add more comments after they are defined.

We note that we consider here only systems made of nucleons at zero temperature. Relativistic models are also used to describe systems at higher densities, including heavy baryons (hyperons) (see e.g. [29]), and at finite temperatures, important in modeling of high density matter in proto-neutron stars and core-collapse supernovae, which we will examine in a separate study.

Our paper is organized as follows. In Sec. II we present the basic equations that define the relativistic mean-field models we have chosen to analyze, such as the Lagrangian densities and their related equations of state. Our results and discussions, including the sets of constraints with which the models are confronted, are shown in Sec. III and we draw the conclusions in Sec. IV.

II. RELATIVISTIC MEAN-FIELD MODELS AT ZERO TEMPERATURE

Relativistic mean-field (RMF) models have been widely used to describe infinite nuclear matter (INM), finite nuclei, and stellar matter properties. The main representative of such kinds of models, the Walecka model, QHD, or linear Walecka model, as it is also known, proposed in 1974 [5], treats protons and neutrons as fundamental particles interacting with each other through the exchange of scalar and vector mesons. The σ and ω fields represent, respectively, these mesons and mimic the attractive and repulsive parts of the nuclear interaction.

The two free parameters of the Walecka model, i.e., the couplings between the fields and the nucleons, are fitted to reproduce well established properties of infinite nuclear matter, namely, the binding energy ($E_0 \sim 16$ MeV) and the saturation density ($\rho_0 \sim 0.15$ fm $^{-3}$). However, it does not give reasonable values for the incompressibility (K_0), and nucleon effective mass (M^*), both related to symmetric nuclear matter (SNM). This problem was circumvented by Boguta and Bodmer [30], who added to the Walecka model cubic and quartic self interactions in the scalar field σ , introducing, consequently, two more free parameters, which are fitted so as to fix the values of K_0 and M^* . In the same way, more terms can be added to the Boguta-Bodmer model in order to make it compatible with other observables, such as those related to finite nuclei. Actually, many RMF models and parameterizations have been constructed following this method. In our work, we take into account a more general nonlinear finite range RMF model, by considering it to be represented by the following Lagrangian density,

$$\mathcal{L}_{\text{NL}} = \mathcal{L}_{\text{nm}} + \mathcal{L}_{\sigma} + \mathcal{L}_{\omega} + \mathcal{L}_{\rho} + \mathcal{L}_{\delta} + \mathcal{L}_{\sigma\omega\rho}, \quad (1)$$

where

$$\mathcal{L}_{\text{nm}} = \bar{\psi}(i\gamma^{\mu}\partial_{\mu} - M)\psi + g_{\sigma}\sigma\bar{\psi}\psi - g_{\omega}\bar{\psi}\gamma^{\mu}\omega_{\mu}\psi - \frac{g_{\rho}}{2}\bar{\psi}\gamma^{\mu}\vec{\rho}_{\mu}\vec{\tau}\psi + g_{\delta}\bar{\psi}\vec{\delta}\vec{\tau}\psi, \quad (2)$$

$$\mathcal{L}_{\sigma} = \frac{1}{2}(\partial^{\mu}\sigma\partial_{\mu}\sigma - m_{\sigma}^2\sigma^2) - \frac{A}{3}\sigma^3 - \frac{B}{4}\sigma^4, \quad (3)$$

$$\mathcal{L}_{\omega} = -\frac{1}{4}F^{\mu\nu}F_{\mu\nu} + \frac{1}{2}m_{\omega}^2\omega_{\mu}\omega^{\mu} + \frac{C}{4}(g_{\omega}^2\omega_{\mu}\omega^{\mu})^2, \quad (4)$$

$$\mathcal{L}_{\rho} = -\frac{1}{4}\vec{B}^{\mu\nu}\vec{B}_{\mu\nu} + \frac{1}{2}m_{\rho}^2\vec{\rho}_{\mu}\vec{\rho}^{\mu}, \quad (5)$$

$$\mathcal{L}_{\delta} = \frac{1}{2}(\partial^{\mu}\vec{\delta}\partial_{\mu}\vec{\delta} - m_{\delta}^2\vec{\delta}^2), \quad (6)$$

and

$$\begin{aligned}\mathcal{L}_{\sigma\omega\rho} = & g_\sigma g_\omega^2 \sigma \omega_\mu \omega^\mu \left(\alpha_1 + \frac{1}{2} \alpha_1' g_\sigma \sigma \right) + g_\sigma g_\rho^2 \sigma \vec{\rho}_\mu \vec{\rho}^\mu \left(\alpha_2 + \frac{1}{2} \alpha_2' g_\sigma \sigma \right) \\ & + \frac{1}{2} \alpha_3' g_\omega^2 g_\rho^2 \omega_\mu \omega^\mu \vec{\rho}_\mu \vec{\rho}^\mu.\end{aligned}\quad (7)$$

In this Lagrangian density, \mathcal{L}_{nm} stands for the kinetic part of the nucleons added to the terms representing the interaction between the nucleons and mesons σ , δ , ω , and ρ . The term \mathcal{L}_j represents the free and self-interacting terms of the meson j , for $j = \sigma, \delta, \omega$, and ρ . The last term, $\mathcal{L}_{\sigma\omega\rho}$, takes into account crossed interactions between the meson fields. The antisymmetric field tensors $F_{\mu\nu}$ and $\vec{B}_{\mu\nu}$ are given by $F_{\mu\nu} = \partial_\nu \omega_\mu - \partial_\mu \omega_\nu$ and $\vec{B}_{\mu\nu} = \partial_\nu \vec{\rho}_\mu - \partial_\mu \vec{\rho}_\nu - g_\rho (\vec{\rho}_\mu \times \vec{\rho}_\nu)$. The nucleon mass is M and the meson masses are m_j .

The use of the mean-field approximation, in which the meson fields are treated as classical fields as

$$\sigma \rightarrow \langle \sigma \rangle \equiv \sigma, \quad \omega_\mu \rightarrow \langle \omega_\mu \rangle \equiv \omega_0, \quad \vec{\rho}_\mu \rightarrow \langle \vec{\rho}_\mu \rangle \equiv \bar{\rho}_{0(3)}, \quad \text{and} \quad \vec{\delta} \rightarrow \langle \vec{\delta} \rangle \equiv \delta_{(3)}, \quad (8)$$

together with the Euler-Lagrange equations, leads to the following field equations,

$$m_\sigma^2 \sigma = g_\sigma \rho_s - A \sigma^2 - B \sigma^3 + g_\sigma g_\omega^2 \omega_0^2 (\alpha_1 + \alpha_1' g_\sigma \sigma) + g_\sigma g_\rho^2 \bar{\rho}_{0(3)}^2 (\alpha_2 + \alpha_2' g_\sigma \sigma), \quad (9)$$

$$m_\omega^2 \omega_0 = g_\omega \rho - C g_\omega (g_\omega \omega_0)^3 - g_\sigma g_\omega^2 \sigma \omega_0 (2\alpha_1 + \alpha_1' g_\sigma \sigma) - \alpha_3' g_\omega^2 g_\rho^2 \bar{\rho}_{0(3)}^2 \omega_0, \quad (10)$$

$$m_\rho^2 \bar{\rho}_{0(3)} = \frac{g_\rho}{2} \rho_3 - g_\sigma g_\rho^2 \sigma \bar{\rho}_{0(3)} (2\alpha_2 + \alpha_2' g_\sigma \sigma) - \alpha_3' g_\omega^2 g_\rho^2 \bar{\rho}_{0(3)} \omega_0^2, \quad (11)$$

$$m_\delta^2 \delta_{(3)} = g_\delta \rho_{s3}, \quad (12)$$

$$[\gamma^\mu (i\partial_\mu - V_\tau) - (M + S_\tau)]\psi = 0. \quad (13)$$

Due to the translational invariance and rotational symmetry of infinite nuclear matter, only the zero components of the four-vector fields are nonvanishing. Also considering rotational invariance around the third axis in isospin space, we only deal with the third components of the isospin space vectors $\vec{\rho}_\mu$ and $\vec{\delta}$.

The scalar and vector densities are given by

$$\rho_s = \langle \bar{\psi} \psi \rangle = \rho_{sp} + \rho_{sn}, \quad \rho_{s3} = \langle \bar{\psi} \tau_3 \psi \rangle = \rho_{sp} - \rho_{sn}, \quad (14)$$

$$\rho = \langle \bar{\psi} \gamma^0 \psi \rangle = \rho_p + \rho_n, \quad \rho_3 = \langle \bar{\psi} \gamma^0 \tau_3 \psi \rangle = \rho_p - \rho_n = (2y - 1)\rho, \quad (15)$$

with

$$\begin{aligned}\rho_{s_{p,n}} &= \frac{\gamma M_{p,n}^*}{2\pi^2} \int_0^{k_{F_{p,n}}} \frac{k^2 dk}{\sqrt{k^2 + M_{p,n}^{*2}}} = \frac{\gamma (M_{p,n}^*)^3 q^2}{2\pi^2} \int_0^1 \frac{\xi^2 d\xi}{\sqrt{\xi^2 + 1/q^2}} \\ &= \frac{\gamma (M_{p,n}^*)^3}{4\pi^2} \left[q\sqrt{1+q^2} - \ln \left(q + \sqrt{1+q^2} \right) \right],\end{aligned}\quad (16)$$

and

$$\rho_{p,n} = \frac{\gamma}{2\pi^2} \int_0^{k_{F_{p,n}}} k^2 dk = \frac{\gamma}{6\pi^2} k_{F_{p,n}}^3, \quad (17)$$

for $\xi = k/k_{F_{p,n}}$ and $q = k_{F_{p,n}}/M_{p,n}^*$ with the indices p, n standing for protons and neutrons, respectively. The degeneracy factor is $\gamma = 2$ for asymmetric matter, and the proton fraction is defined as $y = \rho_p/\rho$. The quantity $k_{F_{p,n}}$ is the Fermi momentum in the units in which $\hbar = c = 1$.

From the Dirac equation (13), we recognize the vector and scalar potentials written as,

$$V_{\tau \text{ NL}} = g_\omega \omega_0 + \frac{g_\rho}{2} \bar{\rho}_{0(3)} \tau_3 \quad \text{and} \quad (18)$$

$$S_{\tau \text{ NL}} = -g_\sigma \sigma - g_\delta \delta_{(3)} \tau_3, \quad (19)$$

with $\tau_3 = 1$ and -1 for protons and neutrons, respectively. We can also define the effective nucleon mass as $M_\tau^* = M + S_{\tau \text{ NL}}$, leading to

$$M_p^* = M - g_\sigma \sigma - g_\delta \delta_{(3)} \quad \text{and} \quad M_n^* = M - g_\sigma \sigma + g_\delta \delta_{(3)}. \quad (20)$$

Note the effect of the meson δ , which splits the effective masses M_p^* and M_n^* . For symmetric nuclear matter $\delta_{(3)}$ vanishes, since $\rho_{sp} = \rho_{sn}$, and consequently, $M_p^* = M_n^* = M^* = M - g_\sigma \sigma$.

From the energy-momentum tensor $T^{\mu\nu}$, calculated through the Lagrangian density in Eq. (1), it is possible to obtain the energy density and the pressure of the asymmetric system, since $\mathcal{E} = \langle T_{00} \rangle$ and $P = \langle T_{ii} \rangle / 3$. These quantities are given as follows,

$$\begin{aligned}\mathcal{E}_{\text{NL}} &= \frac{1}{2} m_\sigma^2 \sigma^2 + \frac{A}{3} \sigma^3 + \frac{B}{4} \sigma^4 - \frac{1}{2} m_\omega^2 \omega_0^2 - \frac{C}{4} (g_\omega^2 \omega_0^2)^2 - \frac{1}{2} m_\rho^2 \bar{\rho}_{0(3)}^2 + g_\omega \omega_0 \rho + \frac{g_\rho}{2} \bar{\rho}_{0(3)} \rho_3 \\ &+ \frac{1}{2} m_\delta^2 \delta_{(3)}^2 - g_\sigma g_\omega^2 \sigma \omega_0^2 \left(\alpha_1 + \frac{1}{2} \alpha_1' g_\sigma \sigma \right) - g_\sigma g_\rho^2 \sigma \bar{\rho}_{0(3)}^2 \left(\alpha_2 + \frac{1}{2} \alpha_2' g_\sigma \sigma \right) \\ &- \frac{1}{2} \alpha_3' g_\omega^2 g_\rho^2 \omega_0^2 \bar{\rho}_{0(3)}^2 + \mathcal{E}_{\text{kin}}^p + \mathcal{E}_{\text{kin}}^n,\end{aligned}\quad (21)$$

where

$$\begin{aligned}
\mathcal{E}_{\text{kin}}^{p,n} &= \frac{\gamma}{2\pi^2} \int_0^{k_{Fp,n}} k^2 (k^2 + M_{p,n}^{*2})^{1/2} dk = \frac{\gamma k_{Fp,n}^4}{2\pi^2} \int_0^1 \xi^2 (\xi^2 + z^2)^{1/2} d\xi \\
&= \frac{\gamma k_{Fp,n}^4}{2\pi^2} \left[\left(1 + \frac{z^2}{2}\right) \frac{\sqrt{1+z^2}}{4} - \frac{z^4}{8} \ln \left(\frac{1 + \sqrt{1+z^2}}{z} \right) \right] \\
&= \frac{3}{4} E_{Fp,n} \rho_{p,n} + \frac{1}{4} M_{p,n}^* \rho_{sp,n},
\end{aligned} \tag{22}$$

and

$$\begin{aligned}
P_{\text{NL}} &= -\frac{1}{2} m_\sigma^2 \sigma^2 - \frac{A}{3} \sigma^3 - \frac{B}{4} \sigma^4 + \frac{1}{2} m_\omega^2 \omega_0^2 + \frac{C}{4} (g_\omega^2 \omega_0^2)^2 + \frac{1}{2} m_\rho^2 \bar{\rho}_{0(3)}^2 + \frac{1}{2} \alpha_3' g_\omega^2 g_\rho^2 \omega_0^2 \bar{\rho}_{0(3)}^2 \\
&\quad - \frac{1}{2} m_\delta^2 \delta_{(3)}^2 + g_\sigma g_\omega^2 \sigma \omega_0^2 \left(\alpha_1 + \frac{1}{2} \alpha_1' g_\sigma \sigma \right) + g_\sigma g_\rho^2 \sigma \bar{\rho}_{0(3)}^2 \left(\alpha_2 + \frac{1}{2} \alpha_2' g_\sigma \sigma \right) \\
&\quad + P_{\text{kin}}^p + P_{\text{kin}}^n,
\end{aligned} \tag{23}$$

with

$$\begin{aligned}
P_{\text{kin}}^{p,n} &= \frac{\gamma}{6\pi^2} \int_0^{k_{Fp,n}} \frac{k^4 dk}{(k^2 + M_{p,n}^{*2})^{1/2}} = \frac{\gamma k_{Fp,n}^4}{6\pi^2} \int_0^1 \frac{\xi^4 d\xi}{(\xi^2 + z^2)^{1/2}} \\
&= \frac{\gamma k_{Fp,n}^4}{6\pi^2} \left[\left(1 - \frac{3z^2}{2}\right) \frac{\sqrt{1+z^2}}{4} + \frac{3z^4}{8} \ln \left(\frac{1 + \sqrt{1+z^2}}{z} \right) \right] \\
&= \frac{1}{4} E_{Fp,n} \rho_{p,n} - \frac{1}{4} M_{p,n}^* \rho_{sp,n},
\end{aligned} \tag{24}$$

and

$$E_{Fp,n} = \sqrt{k_{Fp,n}^2 + (M_{p,n}^*)^2}. \tag{25}$$

In the above equations, the parameter z is defined as $z = M_{p,n}^*/k_{Fp,n}$.

In order to better identify the parameterizations related to the model described in Eq. (1), we define here four different types of parameterizations, namely,

- type 1 (linear finite range models): models in which $A = B = C = \alpha_1 = \alpha_2 = \alpha_1' = \alpha_2' = \alpha_3' = g_\delta = 0$. This is the case of the linear Walecka model. Different parameterizations correspond to different values of the pair (ρ_0, E_0) .
- type 2 ($\sigma^3 + \sigma^4$ models): models in which $C = \alpha_1 = \alpha_2 = \alpha_1' = \alpha_2' = \alpha_3' = g_\delta = 0$. This type corresponds to parameterizations related to the Boguta-Bodmer model.
- type 3 ($\sigma^3 + \sigma^4 + \omega_0^4$ models): models in which $\alpha_1 = \alpha_2 = \alpha_1' = \alpha_2' = \alpha_3' = g_\delta = 0$. These parameterizations include a quartic self-interaction in the ω field.

- type 4 ($\sigma^3 + \sigma^4 + \omega^4 +$ cross terms models): models in which $g_\delta = 0$ and at least one of the coupling constants, $\alpha_1, \alpha_2, \alpha'_1, \alpha'_2,$ or α'_3 is different from zero.

Another widely used approach in Quantum Hadrodynamics (QHD) is that in which the couplings between nucleons and mesons are sensitive to the nuclear medium. Specifically, the RMF model proposed in Ref. [31] allows density dependence in the aforementioned couplings by making

$$g_\sigma \rightarrow \Gamma_\sigma(\rho), \quad g_\omega \rightarrow \Gamma_\omega(\rho), \quad g_\rho \rightarrow \Gamma_\rho(\rho) \quad \text{and} \quad g_\delta \rightarrow \Gamma_\delta(\rho). \quad (26)$$

Its Lagrangian density is given by

$$\begin{aligned} \mathcal{L}_{\text{DD}} = & \bar{\psi}(i\gamma^\mu\partial_\mu - M)\psi + \Gamma_\sigma(\rho)\bar{\psi}\psi - \Gamma_\omega(\rho)\bar{\psi}\gamma^\mu\omega_\mu\psi - \frac{\Gamma_\rho(\rho)}{2}\bar{\psi}\gamma^\mu\vec{\rho}_\mu\vec{\tau}\psi + \Gamma_\delta(\rho)\bar{\psi}\vec{\delta}\vec{\tau}\psi \\ & + \frac{1}{2}(\partial^\mu\sigma\partial_\mu\sigma - m_\sigma^2\sigma^2) - \frac{1}{4}F^{\mu\nu}F_{\mu\nu} + \frac{1}{2}m_\omega^2\omega_\mu\omega^\mu - \frac{1}{4}\vec{B}^{\mu\nu}\vec{B}_{\mu\nu} + \frac{1}{2}m_\rho^2\vec{\rho}_\mu\vec{\rho}^\mu \\ & + \frac{1}{2}(\partial^\mu\vec{\delta}\partial_\mu\vec{\delta} - m_\delta^2\vec{\delta}^2), \end{aligned} \quad (27)$$

where

$$\Gamma_i(\rho) = \Gamma_i(\rho_0)f_i(x), \quad \text{with} \quad f_i(x) = a_i\frac{1 + b_i(x + d_i)^2}{1 + c_i(x + d_i)^2}, \quad (28)$$

for $i = \sigma, \omega,$ and

$$\Gamma_\rho(\rho) = \Gamma_\rho(\rho_0)e^{-a(x-1)}, \quad \text{with} \quad x = \rho/\rho_0. \quad (29)$$

Some density dependent parameterizations have couplings different from those of the above equations. In particular, the GDFM model [32] presents the following form for its couplings,

$$\Gamma_i(\rho) = a_i + (b_i + d_ix^3)e^{-c_ix}, \quad (30)$$

for $i = \sigma, \omega, \rho, \delta.$ A correction to the coupling parameter for the meson ω is also taken into account,

$$\Gamma_{\text{cor}}(\rho) = \Gamma_\omega(\rho) - a_{\text{cor}}e^{-\left(\frac{\rho-\rho_0}{b_{\text{cor}}}\right)^2}. \quad (31)$$

The DDH δ parameterization has the same coupling parameters as in Eq. (28) for the mesons σ and $\omega,$ but functions $f_i(x)$ given by [33]

$$f_i(x) = a_ie^{-b_i(x-1)} - c_i(x - d_i), \quad (32)$$

for $i = \rho, \delta$.

By applying the mean-field approximation and the Euler-Lagrange equations, we find the same field equations as in Eqs. (9)-(13), taking into account Eq. (26) and $A = B = C = \alpha_1 = \alpha_2 = \alpha'_1 = \alpha'_2 = \alpha'_3 = 0$. The scalar and vector densities are defined as in the previous nonlinear RMF model. The proton and neutron effective masses, M_p^* and M_n^* , and the scalar potential are also defined as in Eqs. (20) and (19), respectively, observing the generalizations in Eq. (26). The same does not occur for the vector potential that now reads,

$$V_{\tau\text{DD}} = \Gamma_\omega(\rho)\omega_0 + \frac{\Gamma_\rho(\rho)}{2}\bar{\rho}_{0(3)}\tau_3 + \Sigma_R(\rho), \quad (33)$$

with

$$\Sigma_R(\rho) = \frac{\partial\Gamma_\omega}{\partial\rho}\omega_0\rho + \frac{1}{2}\frac{\partial\Gamma_\rho}{\partial\rho}\bar{\rho}_{0(3)}\rho_3 - \frac{\partial\Gamma_\sigma}{\partial\rho}\sigma\rho_s - \frac{\partial\Gamma_\delta}{\partial\rho}\delta_{(3)}\rho_{s3} \quad (34)$$

being the rearrangement term.

The energy density and pressure are given, respectively, by

$$\begin{aligned} \mathcal{E}_{\text{DD}} &= \frac{1}{2}m_\sigma^2\sigma^2 - \frac{1}{2}m_\omega^2\omega_0^2 - \frac{1}{2}m_\rho^2\bar{\rho}_{0(3)}^2 + \frac{1}{2}m_\delta^2\delta_{(3)}^2 + \Gamma_\omega(\rho)\omega_0\rho + \frac{\Gamma_\rho(\rho)}{2}\bar{\rho}_{0(3)}\rho_3 \\ &+ \mathcal{E}_{\text{kin}}^p + \mathcal{E}_{\text{kin}}^n, \quad \text{and} \end{aligned} \quad (35)$$

$$P_{\text{DD}} = \rho\Sigma_R(\rho) - \frac{1}{2}m_\sigma^2\sigma^2 + \frac{1}{2}m_\omega^2\omega_0^2 + \frac{1}{2}m_\rho^2\bar{\rho}_{0(3)}^2 - \frac{1}{2}m_\delta^2\delta_{(3)}^2 + P_{\text{kin}}^p + P_{\text{kin}}^n. \quad (36)$$

We also define here the fifth type of parameterization analyzed in our work, namely,

- type 5 (density dependent models): parameterizations obtained from Eq. (27) in which $\Gamma_\delta = 0$.

Another class of RMF models is the nonlinear point-coupling (NLPC) model [34]. In this theory, nucleons interact with each other only through effective point-like interactions, without exchanging mesons. It can be easily proved that the linear version of the PC model results in the same equations of state as the linear Walecka model [35]. The same does not hold for NLPC models with cubic and quartic interactions, and finite range RMF models of type 2, besides both versions can describe equally well infinite nuclear matter [36]. Here, we treat a general type of NLPC model, described by the following Lagrangian density,

$$\begin{aligned} \mathcal{L}_{\text{NLPC}} &= \bar{\psi}(i\gamma^\mu\partial_\mu - M)\psi - \frac{\alpha_s}{2}(\bar{\psi}\psi)^2 - \frac{\beta_s}{3}(\bar{\psi}\psi)^3 - \frac{\gamma_s}{4}(\bar{\psi}\psi)^4 - \frac{\alpha_v}{2}(\bar{\psi}\gamma^\mu\psi)^2 - \frac{\gamma_v}{4}(\bar{\psi}\gamma^\mu\psi)^4 \\ &- \frac{\alpha_{\text{TV}}}{2}(\bar{\psi}\gamma^\mu\vec{\tau}\psi)^2 - \frac{\gamma_{\text{TV}}}{4}(\bar{\psi}\gamma^\mu\vec{\tau}\psi)^4 - \frac{\alpha_{\text{TS}}}{2}(\bar{\psi}\vec{\tau}\psi)^2 + [\eta_1 + \eta_2(\bar{\psi}\psi)](\bar{\psi}\psi)(\bar{\psi}\gamma^\mu\psi)^2 \\ &- \eta_3(\bar{\psi}\psi)(\bar{\psi}\gamma^\mu\vec{\tau}\psi)^2. \end{aligned} \quad (37)$$

The mean-field approximation gives rise to the Dirac equation given in Eq. (13), with the vector and scalar potentials modified, respectively, as follows,

$$V_{\tau_{\text{NLPC}}} = \alpha_V \rho + \alpha_{\text{TV}} \rho_3 \tau_3 + \gamma_V \rho^3 + \gamma_{\text{TV}} \rho_3^3 \tau_3 + 2(\eta_1 + \eta_2 \rho_s) \rho_s \rho + 2\eta_3 \rho_s \rho_3 \tau_3, \quad (38)$$

$$S_{\tau_{\text{NLPC}}} = \alpha_s \rho_s + \beta_s \rho_s^2 + \gamma_s \rho_s^3 + \eta_1 \rho^2 + 2\eta_2 \rho_s \rho^2 + \eta_3 \rho_3^2 + \alpha_{\text{TS}} \rho_s \tau_3, \quad (39)$$

with ρ_s , ρ_{s3} , ρ and ρ_3 defined as in Eqs. (14)-(17). The proton and neutron effective masses read,

$$M_p^* = M + \alpha_s \rho_s + \beta_s \rho_s^2 + \gamma_s \rho_s^3 + \eta_1 \rho^2 + 2\eta_2 \rho_s \rho^2 + \eta_3 \rho_3^2 + \alpha_{\text{TS}} \rho_{s3}, \quad (40)$$

$$M_n^* = M + \alpha_s \rho_s + \beta_s \rho_s^2 + \gamma_s \rho_s^3 + \eta_1 \rho^2 + 2\eta_2 \rho_s \rho^2 + \eta_3 \rho_3^2 - \alpha_{\text{TS}} \rho_{s3}. \quad (41)$$

Notice that the interaction whose magnitude is given by α_{TS} plays the same role as the meson δ in the finite range RMF models, namely, the splitting of proton and neutron effective masses.

Finally, we obtain the energy density and the pressure for the NLPC model as,

$$\begin{aligned} \mathcal{E}_{\text{NLPC}} = & \frac{1}{2} \alpha_V \rho^2 + \frac{1}{2} \alpha_{\text{TV}} \rho_3^2 + \frac{1}{4} \gamma_V \rho^4 + \frac{1}{4} \gamma_{\text{TV}} \rho_3^4 - \eta_2 \rho_s^2 \rho^2 - \frac{1}{2} \alpha_s \rho_s^2 - \frac{2}{3} \beta_s \rho_s^3 - \frac{3}{4} \gamma_s \rho_s^4 \\ & - \frac{1}{2} \alpha_{\text{TS}} \rho_{s3}^2 + \mathcal{E}_{\text{kin}}^p + \mathcal{E}_{\text{kin}}^n, \quad \text{and} \end{aligned} \quad (42)$$

$$\begin{aligned} P_{\text{NLPC}} = & \frac{1}{2} \alpha_V \rho^2 + \frac{1}{2} \alpha_{\text{TV}} \rho_3^2 + \frac{3}{4} \gamma_V \rho^4 + \frac{3}{4} \gamma_{\text{TV}} \rho_3^4 + 2\eta_1 \rho_s \rho^2 + 3\eta_2 \rho_s^2 \rho^2 + 2\eta_3 \rho_s \rho_3^2 + \frac{1}{2} \alpha_s \rho_s^2 \\ & + \frac{2}{3} \beta_s \rho_s^3 + \frac{3}{4} \gamma_s \rho_s^4 + \frac{1}{2} \alpha_{\text{TS}} \rho_{s3}^2 + P_{\text{kin}}^p + P_{\text{kin}}^n, \end{aligned} \quad (43)$$

respectively. We now define the sixth type of the analyzed parameterizations as,

- type 6 (point-coupling models): parameterizations of the model described by Eq. (37) in which $\alpha_{\text{TS}} = 0$.

For the sake of completeness, we still define a last type of parameterizations as,

- type 7 (delta meson models): parameterizations of finite range models presenting the meson δ , i.e., models in which $g_\delta \neq 0$ in the respective Lagrangian density and equations of state.

We still calculate the symmetry energy, $\mathcal{S}(\rho)$, for the RMF model shown here from the general definition,

$$\mathcal{S}(\rho) = \frac{1}{8} \frac{\partial^2(\mathcal{E}/\rho)}{\partial y^2} \Big|_{\rho, y=1/2}. \quad (44)$$

The expressions are

$$\mathcal{S}_{\text{NL}}(\rho) = \frac{k_F^2}{6E_F^*} + \frac{g_\rho^2}{8m_\rho^{*2}}\rho - \left(\frac{g_\delta}{m_\delta}\right)^2 \frac{M^{*2}\rho}{2E_F^{*2}[1 + (g_\delta/m_\delta)^2 A(k_F, M^*)]}, \quad (45)$$

$$\mathcal{S}_{\text{DD}}(\rho) = \frac{k_F^2}{6E_F^*} + \frac{\Gamma_\rho^2}{8m_\rho^{*2}}\rho - \left(\frac{\Gamma_\delta}{m_\delta}\right)^2 \frac{M^{*2}\rho}{2E_F^{*2}[1 + (\Gamma_\delta/m_\delta)^2 A(k_F, M^*)]}, \quad (46)$$

$$\mathcal{S}_{\text{NLPc}}(\rho) = \frac{k_F^2}{6E_F^*} + \frac{1}{2}\alpha_{\text{TV}}\rho + \eta_3\rho_s\rho + \frac{1}{2}\alpha_{\text{TS}} \frac{M^{*2}\rho}{2E_F^{*2}[1 - \alpha_{\text{TS}}A(k_F, M^*)]}, \quad (47)$$

with

$$E_F^* = (k_F^2 + M^{*2})^{1/2}, \quad (48)$$

$$A(k_F, M^*) = \frac{2}{\pi^2} \int_0^{k_F} \frac{k^4 dk}{(k^2 + M^{*2})^{3/2}}, \quad \text{and} \quad (49)$$

$$m_\rho^{*2} = m_\rho^2 + g_\sigma g_\rho^2 \sigma (2\alpha_2 + \alpha'_2 g_\sigma \sigma) + \alpha'_3 g_\omega^2 g_\rho^2 \omega_0^2. \quad (50)$$

All quantities chosen as constraints that are presented in the next section are directly calculated from P , \mathcal{E} and \mathcal{S} , as can be seen from the following definitions,

$$K_0 = 9 \left(\frac{\partial P}{\partial \rho} \right)_{\rho=\rho_0, y=1/2}, \quad (\text{incompressibility}) \quad (51)$$

$$Q_0 = 27\rho_0^3 \left. \frac{\partial^3(\mathcal{E}/\rho)}{\partial \rho^3} \right|_{\rho=\rho_0, y=1/2}, \quad (\text{skewness coefficient}) \quad (52)$$

$$J = \mathcal{S}(\rho_0), \quad (\text{symmetry energy at } \rho = \rho_0) \quad (53)$$

$$L_0 = 3\rho_0 \left(\frac{\partial \mathcal{S}}{\partial \rho} \right)_{\rho=\rho_0}, \quad (\text{slope of } \mathcal{S}) \quad (54)$$

$$K_{\text{sym}}^0 = 9\rho_0^2 \left(\frac{\partial^2 \mathcal{S}}{\partial \rho^2} \right)_{\rho=\rho_0}, \quad (\text{curvature of } \mathcal{S}) \quad (55)$$

$$Q_{\text{sym}}^0 = 27\rho_0^3 \left(\frac{\partial^3 \mathcal{S}}{\partial \rho^3} \right)_{\rho=\rho_0}, \quad (\text{skewness of } \mathcal{S}) \quad (56)$$

$$K_{\tau, \nu}^0 = \left(K_{\text{sym}}^0 - 6L_0 - \frac{Q_0}{K_0} L_0 \right). \quad (\text{volume part of the isospin incompressibility}), \quad (57)$$

where ρ_0 is the saturation density, see Ref. [37].

In Appendix A we explicitly calculate some of the quantities defined above as a function of density for RMF models of types 4, 5 and 6 at zero temperature. In the finite temperature regime, the integrals in $\rho_{p,n}$, $\rho_{sp,n}$, $\mathcal{E}_{\text{kin}}^{p,n}$ and $P_{\text{kin}}^{p,n}$ should be replaced by those extending from zero to infinity and taking into account the Fermi-Dirac distributions for particles and anti-particles [38].

The saturation properties of all 263 RMF parameterizations analyzed in this work are displayed in Table VII of Appendix B, with the corresponding references.

III. RESULTS AND DISCUSSIONS

A. Previous constraints: SET1

We next present two sets of constraints used to analyse 263 relativistic models. First, we take the same 11 constraints previously used to analyse the Skyrme-type parameterizations. Each individual constraint is explained in detail also in Ref. [1]. Here, we summarize them by stressing that they are closely related to properties *(i) of symmetric nuclear matter (SNM)*: the incompressibility (SM1), skewness coefficient (SM2), density dependence of pressure in the ranges of $2 < \frac{\rho}{\rho_0} < 4.6$ (SM3) and $1.2 < \frac{\rho}{\rho_0} < 2.2$ (SM4), *(ii) of pure neutron matter (PNM)*: the density dependence of energy per particle (PNM1) and pressure (PNM2), *(iii) involving both SNM and PNM*: the symmetry energy (MIX1), its slope (MIX2) and the volume part of the isospin incompressibility (MIX3), all of them evaluated at the saturation density, the ratio of the symmetry energy at $\rho_0/2$ to its value at ρ_0 (MIX4), and the ratio of $3P_{\text{PNM}}(\rho_0)$ to $L_0\rho_0$ (MIX5). This set of constraints, named here as SET1, is shown in Table I with its respective range of validity.

TABLE I: List of the macroscopic constraints of SET1 and the range of their experimental/empirical (exp/emp) values, density region in which they are valid and the corresponding range obtained using the approved RMF models (CRMF).

Constraint	Quantity	Density Region	Range of constraint (exp/emp)	Range of constraint from CRMF	Ref.
SM1	K_0	ρ_0 (fm $^{-3}$)	200 – 260 MeV	271.0 MeV	[39]
SM2	$K' = -Q_0$	ρ_0 (fm $^{-3}$)	200 – 1200 MeV	733.6 MeV	[40]
SM3	$P(\rho)$	$2 < \frac{\rho}{\rho_0} < 4.6$	Band Region	see Fig. 1	[41]
SM4	$P(\rho)$	$1.2 < \frac{\rho}{\rho_0} < 2.2$	Band Region	see Fig. 1	[42]
PNM1	$\mathcal{E}_{\text{PNM}}/\rho$	$0.017 < \frac{\rho}{\rho_0} < 0.108$	Band Region	see Fig. 1	[1]
PNM2	$P(\rho)$	$2 < \frac{\rho}{\rho_0} < 4.6$	Band Region	see Fig. 1	[41]
MIX1	J	ρ_0 (fm $^{-3}$)	30 – 35 MeV	33.8 – 34.0 MeV	[45]
MIX2	L_0	ρ_0 (fm $^{-3}$)	40 – 76 MeV	70.9 – 73.9 MeV	[46]
MIX3	$K_{\tau,v}^0$	ρ_0 (fm $^{-3}$)	-760 – -372 MeV	-388.5 – -388.4 MeV	[10]
MIX4	$\frac{S(\rho_0/2)}{J}$	ρ_0 (fm $^{-3}$)	0.57 – 0.86	0.58	[47]
MIX5	$\frac{3P_{\text{PNM}}}{L_0\rho_0}$	ρ_0 (fm $^{-3}$)	0.90 – 1.10	1.05 – 1.06	[48]

Regarding specifically pure neutron matter, the related EoS is of a particular interest, because PNM is a realistic first approximation to the baryonic matter that composes neutron stars. Most properties of neutron stars can not be studied in terrestrial laboratories and

theoretical models, based on effective forces, must be used. However, at low densities, experiments with cold Fermi atoms yield information on strongly interaction fluids, very similar to the low-density neutron matter at neutron star crusts [49]. Different density regimes can be tuned by the magnitude of the neutron Fermi momentum k_F relative to the effective range r_o of the NN interaction in the system [43]. The ground state energy per particle can be expressed as $E_{\text{PNM}}/E_{\text{PNM}}^o = \xi$, where $E_{\text{PNM}} = \mathcal{E}_{\text{PNM}}/\rho$ and E_{PNM}^o is the kinetic part of E_{PNM} . In the dilute degenerate Fermi gas regime ($k_F r_o \ll 1$), ξ is a constant [50]. This restricts the density below about $10^{-3}\rho_o$, the density at which neutrons become unbound in neutron stars. At higher densities, below $\sim 0.1\rho_o$, where $k_F r_o \approx 1$, ξ has to be replaced by a system dependent function $\xi(k_F, r_o)$. Likewise in Ref. [1], we adopt here the expression $E_{\text{PNM}}/E_{\text{PNM}}^o$ by Epelbaum *et al.* [44], based on next-to-leading order in lattice chiral effective field theory (NLO₃), and including corrections due to finite scattering length, nonzero effective range, and higher order corrections,

$$\frac{E_{\text{PNM}}}{E_{\text{PNM}}^o} = \xi - \frac{\xi_1}{k_F a_o} + c_1 k_F r_o + c_2 k_F^2 m_\pi^{-2} + c_3 k_F^3 m_\pi^{-3} + \dots, \quad (58)$$

where m_π is the pion mass. The dimensionless universal constant ξ has been determined from trapped cold atom experiments with ${}^6\text{Li}$ and ${}^{40}\text{K}$, which yield a variety of values: 0.32_{-13}^{+10} [51], $0.51(4)$ [52], 0.46_{-05}^{+12} [53], and $0.39(2)$ [54]. Values of ξ_1 in the literature are in the range $0.8 - 1.0$ ([44] and references therein). Epelbaum *et al.*, using a simple Hamiltonian and only few particles in their system, took $\xi = 0.31$ and $\xi_1 = 0.81$ and fitted two sets of constants, namely, $(c_1 = 0.27, c_2 = -0.44, c_3 = 0.0)$ and $(c_1 = 0.17, c_2 = 0.0, c_3 = -0.26)$, and obtained a very similar quality fits to their NLO₃. We used the constraint on energy per particle of PNM in the range of densities $0.01 - 0.1\rho_o$ showed in Figs. 1c and 3c with $\xi_1 = 0.81$ and the two sets (c_1, c_2, c_3) . The band is obtained by taking $0.2 < \xi < 0.6$, which allows for the spread in experimental values. This is the constraint named as PNM1.

As in Ref. [1], a model is considered approved in a numerical constraint if its deviation, given as

$$\text{Dev} = \frac{Q_{\text{mod}} - Q_{\text{const}}}{\Delta}, \quad (59)$$

obeys the relation $|\text{Dev}| \leq 1$ with Q_{mod} being the value of the quantity calculated in the model, Q_{const} the central value of the related constraint, and Δ the error related to Q_{const} . Specifically for the MIX1, MIX3 and MIX4 constraints, we define their central values as

$Q_{\text{const}} = (x_2 + x_1)/2$ and the error as $\Delta = x_2 - Q_{\text{const}} = Q_{\text{const}} - x_1$, since they are given in the form of $x_1 \leq X \leq x_2$. On the other hand, a graphic constraint is satisfied if the model is inside the corresponding band in 95% or more of the density region.

We also present in the fifth column of Table I, the range of the quantities used in each constraint obtained from the approved models which are designated by Consistent Relativistic Mean-Field (CRMF). This range is defined from the smaller and larger values of the respective quantity chosen among the selected models. For instance, the range of the slope of the symmetry energy, $70.9 \leq L_0 \leq 73.9$, is constructed by noting that $L_0^{\text{Z271v6}} = 70.9$ MeV and $L_0^{\text{Z271v5}} = 73.9$ MeV. For the graphic constraints, we analyze the density dependence of the Z271v5 and Z271v6 parameterizations in Fig. 1.

By applying the constraints of SET1 to the RMF parameterizations, we obtain the result that *none of the models* satisfies all constraints simultaneously. However, there are 12 parameterizations that do not satisfy only one individual constraint, i.e., they are consistent with the 10 remaining ones. We specify such parametrizations in Table II, including the constraint they do not satisfy, and the respective deviation obtained from Eq. (59).

TABLE II: List of parametrizations that fail in only one constraint of SET1.

Model	Model value (MeV)	Deviation
constraint not satisfied: SM1 ($200 \leq K_0 \leq 260$ MeV)		
Z271v5	271.00	1.37
Z271v6	271.00	1.37
constraint not satisfied: MIX3 ($-760 \leq K_{\tau,v}^0 \leq -372$ MeV)		
BSR15	-252.54	1.62
BSR16	-258.75	1.58
FSUGold	-276.07	1.49
FSUGZ06	-259.47	1.58
FSUGold4	-205.59	1.86
FSU-III	-341.03	1.16
FSU-IV	-210.68	1.83
TW99	-332.32	1.20
DD-F	-285.54	1.45
DD-ME δ	-258.28	1.59

In these 12 parameterizations, two specific ones, models of type 4 (cross terms models), namely, Z271v5 and Z271v6, fall outside the limits of the SM1 constraint (the one not satisfied only for these two models) by less than 5%, i. e., their incompressibilities, $K_0^{\text{Z271v5}} = K_0^{\text{Z271v6}} = 271$ MeV, exceed the highest value of the SM1 constraint, $K_{0,\text{SM1}}^{\text{max}} = 260$ MeV, by

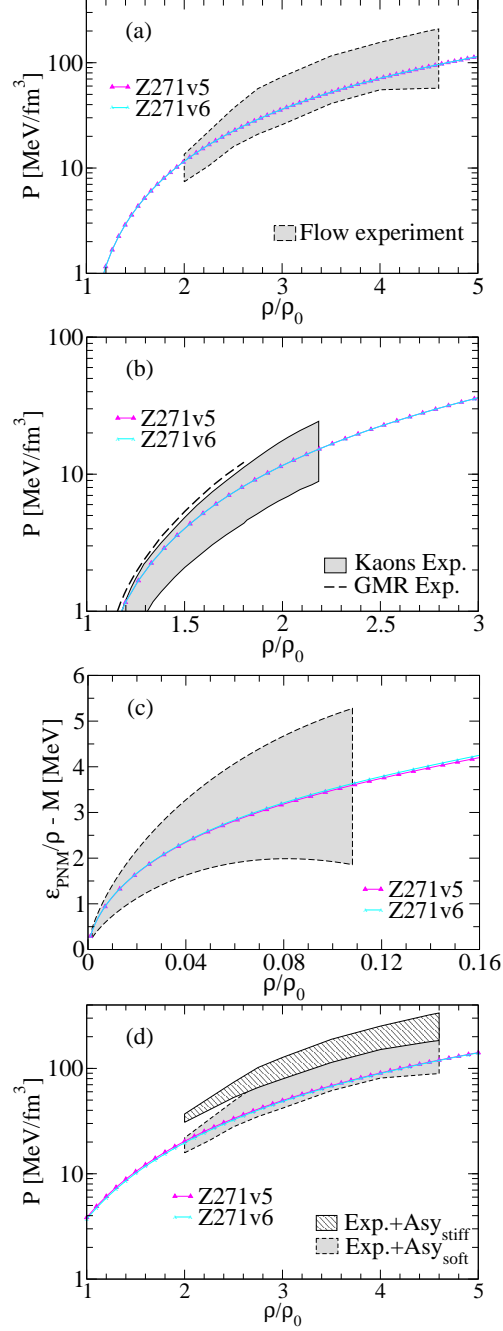


FIG. 1: (Color online) Density dependence of the approved models Z271v5 and Z271v6 in the a) SM3, b) SM4, c) PNM1 and d) PNM2 constraints related to SET1. The shaded bands were extracted from Ref. [41], where flow experimental data is compared with results obtained for a) symmetric matter and d) pure neutron matter, b) Ref. [42], where pressure in symmetric matter is compared with data extracted from kaon production, c) Ref. [1], as explained in the text.

11 MeV and the ratio of this excess to $K_{0,SM1} = 230$ MeV is less than 5%. For such cases, we apply the same criterium of Ref. [1] and define these models as included in the CRMF parameterizations, i. e., the ones satisfying the constraints of SET1.

For the sake of completeness, we provide in Table III the number of the RMF approved models for each constraint of SET1.

TABLE III: Number of approved models (among 263) in each constraint of SET1.

Constraints	SM1	SM2	SM3	SM4	PNM1	PNM2	MIX1	MIX2	MIX3	MIX4	MIX5
Number of models	146	174	104	153	193	101	162	59	124	65	258

It is worth noting that the MIX5 constraint is the “weakest” one, while the constraint defined by the slope of the symmetry energy, MIX2, is the “strongest” among all of them, since only 58 of 263 parameterizations present L_0 in the range of $L_0 = 58 \pm 18$ MeV.

B. Updated constraints: SET2a and SET2b

It is well known that some of the validity ranges are different if obtained for Skyrme-type or relativistic models. Several studies involving both RMF models and non-relativistic models have shown that although both sets of models verify the same correlations, the parameter distribution of each set is not completely overlapping, see, for instance, Refs. [15, 27, 37]. This is a consequence of the different structure of these models, namely, the existence of a scalar density completely absent in the non-relativistic models which gives contributions corresponding to many-body effects [55]. In fact, the constraints imposed within each of the sets are not measured directly, but they result from the analysis of raw data, which involves model assumptions. As an example, we refer that the incompressibility derived from GMR using Skyrme interactions is around 230 MeV, but many of the RMF models predict higher values (see e.g. Ref. [10]). In a similar way, a value $J = 32.5 \pm 0.5$ MeV is found by fitting a large set of experimental data in the Finite-Range-Droplet-Model (FRDM) [56]. The extrapolation of the various fits for the non-relativistic models (Skyrme and Gogny) yield typical values of J in the region of 27 to 38 MeV. Also for such a quantity, the various RMF parameterizations yield higher values, see Fig. 18 of Ref. [45] for a clear comparison. Based on this phenomenology, we have opted for other sets of constraints that are somewhat

more adequate to analyse the RMF models. In these new sets, named hereafter as SET2a and SET2b, we also intend to take into account new theoretical, experimental and empirical information concerning the quantities related to the constraints used in this work.

First of all we discuss the SM1 constraint, related to the incompressibility of infinity nuclear matter. In the recent study of Refs. [11, 12], the authors investigated the density dependence of the incompressibility in various relativistic and nonrelativistic models, finding a crossing point around a density of $\rho_c = 0.7\rho_0$. They pointed out the existence of this crossing also in other bulk properties such as the symmetry energy [23] and the energy density of pure neutron matter [57]. In fact, phenomenological models are generally fitted to finite nuclei which provide fitting constraints at a density slightly below saturation, making ρ_c more suitable to characterize nuclear finite systems. In this perspective, the authors have shown that the quantity $M_c = 3\rho_c \frac{\partial K(\rho)}{\partial \rho} \Big|_{\rho=\rho_c}$ is more strongly correlated with E_{GMR} than $K_0 = K(\rho_0)$, and claimed to use this relation to first constrain M_c and after to infer the value of K_0 (E_{GMR} is the centroid energy of the isoscalar giant monopole resonance). This is an alternative to the often used method of constraining K_0 directly from its correlation with E_{GMR} . Following this new approach, and by using experimental data of E_{GMR} for ^{208}Pb , $^{112-124}\text{Sn}$ isotopes, ^{90}Zr , and ^{144}Sm , the linear correlation of E_{GMR} and M_c shown in Refs. [11, 12] was used to constrain M_c to the range $M_c = 1100 \pm 70$ MeV. Thereby, a new range of K_0 was proposed by noting that K_0 and M_c are also linearly correlated [11, 12]. In our new set of updated constraints, we will use this range of values for K_0 as our new SM1 constraint, in this case given by $K_0 = 230 \pm 40$ MeV. Notice that this new constraint is slightly less restrictive than the old one given by $K_0 = 230 \pm 30$ MeV.

Although interesting, we note that the new constraint is based on theory and a specific selection of Skyrme forces (with the exception of FSUGold, DDME2 and D1S which seem to cluster just at the low M_c values). The selection of experimental E_{GMR} is also limited, there are many more values E_{GMR} in the literature which would have to be used to verify the conclusion of Fig. 3 (Fig. 2) in Ref. [11] (Ref. [12]). For example, there are three different sets of the experimental E_{GMR} in ^{208}Pb which differ outside errors: 13.91 ± 0.11 MeV, 13.90 ± 0.30 MeV, 14.24 MeV, 14.17 ± 0.28 MeV, 14.18 ± 0.11 MeV (see discussion in Ref. [58]), 13.96 ± 0.20 MeV [59], 13.4 ± 0.2 MeV [60] and 13.5 ± 0.2 MeV [61]. If the lowest value, 13.2 MeV, allowed by the error was used, the constraint on M_c would be different. Also, the error on E_{GMR} ^{120}Sn is 200 keV, not 100 keV (15.4 ± 0.2 MeV) [28, 62].

Another constraint directly established from a correlation with the incompressibility is the SM2 one. In Ref. [40], the authors used the leptodermous expansion for the incompressibility of a finite nucleus of mass number A and radius R ,

$$K(A, y) = K_0 + K_{\text{surf}}A^{-1/3} + K_{\text{curv}}A^{-2/3} + K_{\tau, \nu}^0(1 - 2y)^2 + K_{\text{coul}}\frac{Z^2}{A^{4/3}} + \dots, \quad (60)$$

and its relation with E_{GMR} through

$$K(A, y) = (M/\hbar^2) \langle R^2 \rangle E_{\text{GMR}}^2, \quad (61)$$

to find the range of $K' = 700 \pm 500$ MeV (the volume part of the isospin incompressibility, $K_{\tau, \nu}^0$, is written in terms of $K' = -Q_0$ in Eq. (57)). This constraint was obtained from the range predicted for the incompressibility, $K_0 = 215 \pm 15$ MeV, extracted from the comparison of experimental values of E_{GMR} and those calculated from theoretical models. However, the analysis of Ref. [40] was entirely based on parameterizations of the nonrelativistic Skyrme model. For this reason, and because of the difference between K_0 found in Ref. [40] and the one defined in our new SM1 constraint, we have decided here to eliminate the SM2 constraint from SET2 and, consequently, from the updated analysis of the RMF parameterizations.

The SM3 constraint is related to the limits of the density dependence of the pressure of infinite nuclear matter. In the previous work [1], we taken these limits as defined by Danielewicz and co-authors in Ref. [41]. In that work, the authors established such limits from analysis of transverse and elliptical flows of the ejected particles in the $^{197}\text{Au} + ^{197}\text{Au}$ collisions.

In a recent study [63], Steiner *et al.*, extracted the radius r of a 1.4 solar mass neutron star in the range $10.4 \leq r \leq 12.9$ km, generating a new constraint that equations of state must satisfy for the mass-radius relation of neutron stars. Their analysis was based on observational data of (i) bursting neutron stars showing photospheric radius expansion, and of (ii) transiently accreting neutron stars in quiescence. As a consequence, the authors also established a new range of validity for the density dependence of the pressure of infinity nuclear matter, consistent with the previous SM3 constraint proposed in Ref. [41] in the lower pressure region. In the high pressure region, however, the new constraint is broader than the former. In order to take into account this new phenomenology, we use here the SM3 constraint in two different levels, namely, the SM3a, in which we consider the band in the density dependence of pressure increased by 20% in its upper limit, and the SM3b, in

which we use the band exactly as in the SM3 constraint of SET1. It is worth noting that the SM3a constraint is a less restrictive version of the SM3 one used in SET1.

We note that very recently the radius of a 1.4 solar mass neutron star [63] has been updated by Lattimer and Steiner [64] to be 11.15 - 12.66 km (with 95% confidence) if a nucleon-only equation of state is considered and 10.45 - 12.45 km for an equation of state with *exotic* components. Their analysis was performed on exactly the same five objects as the analysis reported by Guillot *et al.* [65], who found the radius of a wide range of neutron star masses to be $9.1_{-1.5}^{+1.3}$ km (with 90% confidence). Further observation and analysis would be desirable to refine constraints related to mass-radius of cold neutron stars.

In Ref. [41], Danielewicz *et al.*, also proposed a constraint on the density dependence of the pressure in pure neutron matter. They made an extrapolation of data concerning transversal and elliptical flow of the previous case by including asymmetry terms with strong and weak density dependence in the pressure. This constraint, named PNM2, was used in Ref. [1] and also in SET1. However, in SET2 we decide not to consider it, by understanding that no new experimental information on heavy-ion collisions is present in such an extrapolation. Therefore, the PNM2 constraint is absent from SET2.

Concerning the constraints on the symmetry energy at the saturation density (J), we decide to consider in SET2 the fact that effective hadronic models present values for J in a broader range than that used in SET1, namely, $30 \leq J \leq 35$ MeV. We consider here a small modification in the lower limit of this range, giving rise to our MIX1a constraint in which $25 \leq J \leq 35$ MeV. By the same token, we modify the range of the slope of the symmetry energy at ρ_0 (L_0), to the new one given by $25 \leq L_0 \leq 115$ MeV. This constraint is named MIX2a. On the other hand, we call the reader's attention to the fact that the new limits established for MIX1a and MIX2a are totally compatible with experimental values available in the literature. In order to make this clear, we present in Fig. 2, a set of twenty-eight J and L values extracted from Ref. [66], in which the authors collected from the literature data obtained from analyses of different terrestrial nuclear experiments and astrophysical observations. They include analyses of isospin diffusion, neutron skins, pygmy dipole resonances, α and β decays, transverse flow, the mass-radius relation of neutron stars, and torsional crust oscillations of neutron stars. As one can see in Fig. 2, the new constraints encompass all experimental/observational data.

The reader is reminded that this comparison, based on searching for an overlap of the

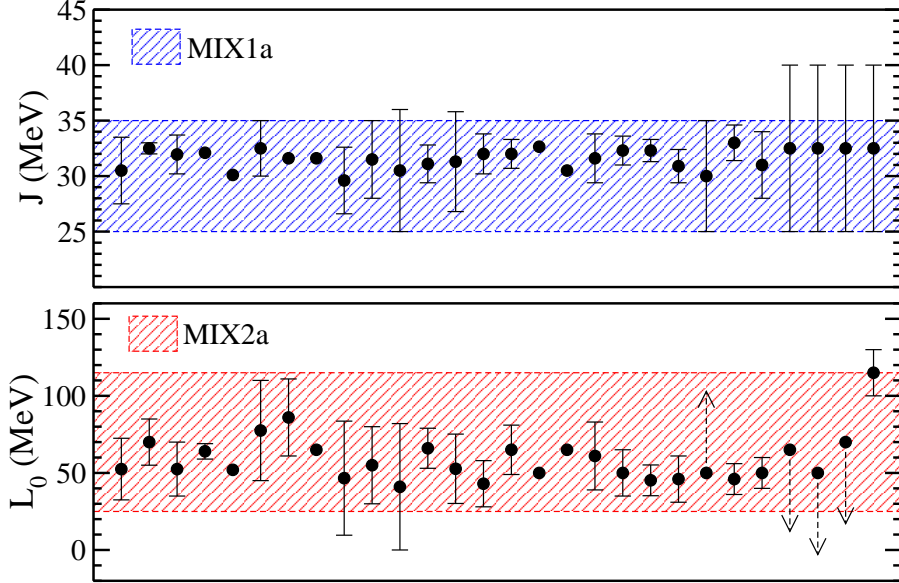


FIG. 2: (Color online) Comparison between the limits used in MIX1a and MIX2a constraints, and those from 28 different experimental/observational data collected in Ref [66].

outcome of many experimental/observational methods, inherently implies that all of them have the same weight, which may not be consensus in the literature. However, we wish to make clear that this comparison has been used in this work only as a guideline, in order to take into account the more recent data regarding the possible ranges of validity for J and L .

We also compare the broader range of J with our previous one of Ref. [1], named in SET2 as MIX1b, and, for the sake of completeness, we also compare the new range of L_0 with a combination of the ranges recently given in Refs. [18, 67]. We name this more restrictive range for L_0 , namely, $30 \leq L_0 \leq 80$ MeV, as MIX2b.

To finish the list of updated constraints, we make several remarks concerning the limits of the quantity $K_{\tau,v}^0$. First of all, we point out here that such a quantity is extremely relevant in our study, since it represents the volume part of the isospin incompressibility. It is important to analyze the values that RMF models predict for this observable, in the sense that such an investigation can offer a clue for the improvement of the isospin part of effective RMF interactions. According to the literature, there are at least three methods for finding a constraint on the value of K_τ , defined as $K_\tau = K_{\tau,v}^0 + K_{\tau,s}$, where the last term is related to the surface part of the isospin incompressibility. In Ref. [26], the authors

used an isospin and momentum dependent transport model, to obtain the degree of isospin diffusion in the $^{124}\text{Sn} + ^{112}\text{Sn}$, $^{124}\text{Sn} + ^{124}\text{Sn}$ and $^{112}\text{Sn} + ^{112}\text{Sn}$ collisions, at energies of 50 MeV/nucleon and impact parameter of 6 fm. The correlation between this degree of diffusion and the isospin incompressibility, led to the constraint of -500 ± 50 MeV for K_τ . On the other hand, Centelles *et al.* found in Ref. [27] that $c_{\text{sym}}(\rho \simeq 0.1\text{fm}^{-3}) = a_{\text{sym}}(A)$, where $c_{\text{sym}}(\rho) \simeq J - L_0\epsilon + \frac{1}{2}K_{\text{sym}}^0\epsilon^2$ (with $\epsilon = \frac{\rho_0 - \rho}{3\rho_0}$), and the symmetry energy coefficient of finite nuclei is $a_{\text{sym}}(A) = J/[1 + (9J/4\mathcal{Q})A^{1/3}]$ (\mathcal{Q} is the surface stiffness). From this relation, and using that $a_{\text{sym}}(A)$ is a linear function of the neutron skin thickness, the authors estimated a range of $K_\tau = -500_{-100}^{+125}$ MeV, by analyzing the neutron skin thickness of 26 antiprotonic atoms. Finally, in Ref. [28], the authors used an expression for $K(A, y)$ similar to Eq. (60) to obtain the value of $K_\tau = -550 \pm 100$ MeV from data of E_{GMR} .

Regarding the theoretical calculations for K_τ , it is also important to mention here that mean-field models predict only its volume term, i.e., $K_{\tau,v}^0$. However, as it is rather tricky to separate the volume from the surface term (although it has been done several times, see e.g. Ref. [10] and references therein), and as the volume term seems to be dominant, we have opted to constrain the calculated volume term with K_τ values obtained from experiment, i.e. we have assumed $K_{\tau,v}^0 \approx K_\tau$ for the RMF models. Finally, in order to take into account all aforementioned procedures for the estimation of K_τ , we define here our new constraint MIX3 as $K_\tau = -550 \pm 150$ MeV.

Finally, we stress here that the MIX5 constraint was also removed from our new analysis because it is a very “weak” constraint, in the sense that practically all models are approved in its range, see Table III. Thus, we do not consider it as a good model selector.

The list of the updated constraints together with those not modified from SET1 is given in Table IV.

From these updated constraints we define two distinct sets. One of them composed by the constraints in which their ranges are broader, SET2a, and other one in which they are more stringent, namely, SET2b. Specifically, SET2a (SET2b) is defined by the SM1, SM3a (SM3b), SM4, PNM1, MIX1a (MIX1b), MIX2a (MIX2b), MIX3 and MIX4 constraints.

The application of the constraints of SET2a to the 263 RMF parameterizations collected in our work leads to only 2 *models* satisfying all constraints simultaneously. They are the type 4 models BSR12 and BKA24. In addition, 24 parameterizations satisfy all constraints of SET2a except one, i. e., they are approved in 7 out of the 8 constraints. In this group, the

BSR11 and BKA22 models, also of type 4, fell outside the range of the unsatisfied constraint (in this case, MIX3) by less than 5%. Therefore, as we have done in Ref. [1], and in the previous analysis of SET1, we consider these 4 models as belonging to the CRMF models of SET2a.

When considering the SET2b, the more stringent one, we found no significant changes in the results. In such an analysis, *only* the BSR12 model, among 263, satisfies all SET2b simultaneously, and 22 parameterizations satisfy 7 of the 8 constraints. Two such models fell outside the range of the unsatisfied constraint by less than 5%, namely, BSR11 and BKA22, the same as in the SET2a analysis. The MIX3 constraint is again the one not satisfied for these two models. In summary, we have in total, 3 models consistent with the SET2b analysis.

It is worth noting that the difference between the two analyses regarding SET2a and SET2b is the absence of the BKA24 model in the CRMF approved models of SET2b, in comparison to those approved in SET2a. The reason for this absence is the slope of the symmetry energy of the BKA24 model, $L_0 = 84.8$ MeV, clearly outside the MIX2b range, given by $L_0 = 55 \pm 25$ MeV, by more than 5%.

TABLE IV: The same as in Table I now taking into account the following updated constraints: SM1, SM3a, SM3b, MIX1a, MIX1b, MIX2a, MIX2b and MIX3. The SM4, PNM1 and MIX4 constraints are the same as in SET1. The SM2, PNM2 and MIX5 constraints were removed. These new constraints are used to generate two new sets, namely, SET2a and SET2b (see the text for their definitions).

Constraint	Quantity	Density Region	Range of constraint (exp/emp)	Range of constraint from CRMF	Ref.
SM1	K_0	ρ_0 (fm ⁻³)	190 – 270 MeV	225.2 – 232.4 MeV	[11, 12]
SM3a		the same as SM3b plus 20% on upper limit		see Fig. 3	[63]
SM3b	$P(\rho)$	$2 < \frac{\rho}{\rho_0} < 5$	Band Region	see Fig. 3	[41]
SM4	$P(\rho)$	$1.2 < \frac{\rho}{\rho_0} < 2.2$	Band Region	see Fig. 3	[42]
PNM1	$\mathcal{E}_{\text{PNM}}/\rho$	$0.017 < \frac{\rho}{\rho_0} < 0.108$	Band Region	see Fig. 3	[1]
MIX1a	J	ρ_0 (fm ⁻³)	25 – 35 MeV	33.2 – 34.2 MeV	
MIX1b	J	ρ_0 (fm ⁻³)	30 – 35 MeV	33.2 – 34.0 MeV	[45]
MIX2a	L_0	ρ_0 (fm ⁻³)	25 – 115 MeV	77.9 – 84.8 MeV	
MIX2b	L_0	ρ_0 (fm ⁻³)	30 – 80 MeV	77.9 – 78.8 MeV	[18, 67]
MIX3	$K_{\tau,v}^0$	ρ_0 (fm ⁻³)	-700 – -400 MeV	-421.6(a)/-414.3(b) – -382.5 MeV	
MIX4	$\frac{S(\rho_0/2)}{J}$	ρ_0 (fm ⁻³)	0.57 – 0.86	0.57(a)/0.59(b) – 0.59	[47]

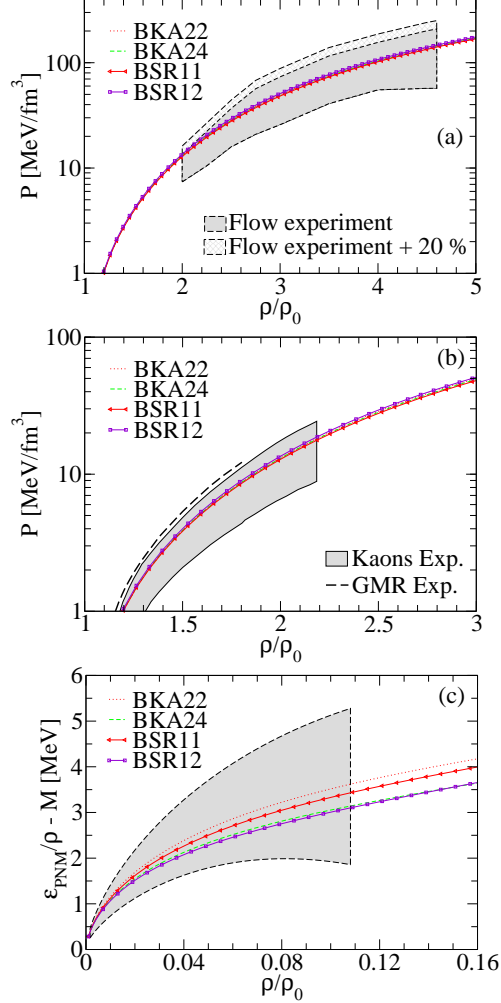


FIG. 3: (Color online) Density dependence of approved models in the a) SM3, b) SM4 and c) PNM1 constraints related to SET2a and SET2b. Shaded bands extracted from a) Ref. [41], where flow experimental data is compared with results obtained for symmetric matter, b) Ref. [42], where pressure in symmetric matter is compared with data extracted from kaon production and c) Ref. [1], as explained in the text.

As in the previous section, we present in the fifth column of Table IV the range of the constraints of SET2, defined by the CRMF models. In the case of MIX3 and MIX4 constraints, the boundary models are different for both sets, namely, SET2a and SET2b. Therefore, we included the letter (a) or (b) in the values in order to identify the corresponding set. The density dependence of the approved models in both analyses is shown in Fig. 3.

Also regarding our analysis of SET2a and SET2b, in Table V we present the number of

approved models in each constraint.

TABLE V: Number of approved models (among 263) in each constraint of SET2.

SET2											
Constraints	SM1	SM3a	SM3b	SM4	PNM1	MIX1a	MIX1b	MIX2a	MIX2b	MIX3	MIX4
Number of models	153	129	104	153	193	174	162	216	72	96	65

We also provide in Table VIII of Appendix C the information whether each model of the 263 ones is approved (+) or not (−) in the constraints of SET2. In Table IX of Appendix D, we give the deviation as calculated in Eq. (59) for the numerical constraints, as well as those obtained for the graphic constraints, all of them related to SET2.

In order to finish the analysis of SET2, we point out that our work concerns only nuclear matter. Due to the translational invariance, rotational symmetry and rotational invariance around the third axis in isospin space of the latter, we can constrain only some features of the Lagrangian and the approved models can not guarantee successful predictions for finite nuclei. From our analysis, one can see from Table VIII that the models FSUGold, FSUZG03, DD-ME δ and IU-FSU are consistent with all constraints except MIX3, a constraint applicable in the region of saturation density (it applies only to SET2a for the IU-FSU model). These parameter sets provide quite good global fits to binding energies, charge radii, isotopic shifts and neutron skin thicknesses.

For the sake of completeness, we display in Table VI, several nuclear matter properties, at the saturation density, of the approved models in all sets analyzed here, namely, SET1, SET2a and SET2b.

TABLE VI: Nuclear matter properties at the saturation density ρ_0 of the RMF models consistent with the macroscopic constraints.

Model	approved in SET	ρ_0 (fm $^{-3}$)	E_0 (MeV)	K_0 (MeV)	m^*	K' (MeV)	J (MeV)	L_0 (MeV)	$K_{\tau,\nu}^0$ (MeV)	$\frac{S(\rho_0/2)}{J}$
BKA22	2a and 2b	0.147	−15.91	225.24	0.61	283.29	33.17	78.79	−382.46	0.59
BKA24	2a	0.147	−15.95	227.06	0.60	273.58	34.19	84.80	−421.55	0.57
BSR11	2a and 2b	0.147	−16.08	226.75	0.61	312.37	33.69	78.78	−388.86	0.59
BSR12	2a and 2b	0.147	−16.10	232.35	0.61	290.31	34.00	77.90	−414.30	0.59
Z271v5	1	0.148	−16.24	271.00	0.80	733.59	34.04	73.90	−388.52	0.58
Z271v6	1	0.148	−16.24	271.00	0.80	733.59	33.80	70.94	−388.36	0.58

C. Excluding MIX3 constraint

The results presented in the previous section pointed to a small number of RMF models consistent to all constraints simultaneously, namely, 4 in the SET2a analysis, and 3 for the SET2b one. However, these numbers change significantly if we simply discard the MIX3 constraint from SET2a and SET2b. By excluding this constraint, the new results for the SET2a analysis become the following: *25 models* are consistent with all 7 constraints. They are: BKA20, BKA22, BKA24, BSR8, BSR9, BSR10, BSR11, BSR12, BSR15, BSR16, BSR17, BSR18, BSR19, DD-ME δ , DD-F, DDH δ , FSU-III, FSU-IV, FSUGold, FSUGold4, FSUGZ03, FSUGZ06, G2*, IU-FSU, and TW99. Moreover, 48 models satisfy all but one of the constraints. In this group, 10 models fell outside the range of the constraint by less than 5%. They are: BSR20, FA3, Z271s2, Z271s3, Z271s4, Z271s5, Z271s6, Z271v4, Z271v5, and Z271v6. By also including such models in the CRMF parameterizations, one has *35 models* consistent with the SET2a analysis.

For the SET2b, we have *22 models* consistent with all constraints. These are the same models approved in SET2a, except for the BKA24, IU-FSU and DDH δ models. Moreover, 14 models satisfy only 7 constraints, and by applying the 5% criterium, 8 more models are approved. They are the same as in the corresponding case of SET2a, except for the BSR20 and FA3 models. Therefore, one has in the SET2b analysis a total of *30 models* in the group of approved models.

D. Additional new constraints

After the work presented in this manuscript has been completed, new constraints from re-analysis of data on GMR energies became available [10], suggesting that the SM1 constraint would span to somewhat higher values, 250 - 315 MeV (SM1-new) and MIX3 would be between -620 and -370 MeV (MIX3-new). We re-analysed the data introducing the two additional constraints with the following results:

1. Analysis considering MIX3-new in SET2

- SET2a (SM1-new, SM3a, SM4, PNM1, MIX1a, MIX2a, MIX3-new and MIX4): 4 models approved, namely, Z271v4, Z271v5, Z271v6, and FA3. 24 models not satisfying only

one constraint. Even with 5% tolerance, no further model approved.

- SET2b (SM1-new, SM3b, SM4, PNM1, MIX1b, MIX2b, MIX3-new and MIX4): 3 models approved, namely, Z271v4, Z271v5, and Z271v6. 12 models not satisfying only one constraint. Even with 5% tolerance, no further model approved.

2. *Analysis discarding MIX3-new in SET2*

- SET2a (SM1-new, SM3a, SM4, PNM1, MIX1a, MIX2a, and MIX4): 9 models approved, namely, Z271v4, Z271v5, Z271v6, Z271s2, Z271s3, Z271s4, Z271s5, Z271s6, and FA3. 45 models not satisfying only one constraint. Even with 5% tolerance, no further model approved.
- SET2b (SM1-new, SM3b, SM4, PNM1, MIX1b, MIX2b, and MIX4): 8 models approved, namely, Z271v4, Z271v5, Z271v6, Z271s2, Z271s3, Z271s4, Z271s5, and Z271s6. 26 models not satisfying only one constraint. Even with 5% tolerance, no further model approved.

IV. SUMMARY AND CONCLUSIONS

In this work we submitted 263 parameterizations of the widely used relativistic mean-field hadronic models to three different sets of constraints. One of them (SET1) is composed exactly of the same constraints used in the extensive study of Ref. [1] in which 240 parameterizations of the nonrelativistic Skyrme model were examined. The second one, named SET2, was divided in two other sets, in which updated constraints were taken into account and some of them removed from our analysis. The first set, SET2a, contains a broader version of the constraints and the second, SET2b, a more stringent one. In summary, all sets present constraints regarding information of symmetric nuclear matter (SM), pure neutron matter (PNM), and those in which these two frameworks are considered simultaneously (MIX), i. e., constraints derived from the symmetry energy at the saturation density.

We have organized the RMF models in seven different groups regarding their Lagrangian density structure, namely, linear (type 1), $\sigma^3 + \sigma^4$ (type 2), $\sigma^3 + \sigma^4 + \omega_0^4$ (type 3), $\sigma^3 + \sigma^4 + \omega_0^4 +$ cross terms (type 4), density dependent (type 5), point-coupling (type 6), and delta meson

(type 7) models. Their saturation properties are displayed in Table VII of Appendix B.

The application of the SET1 constraints to the models, leads to the impressive result of only the Z271v5 and Z271v6 parameterizations being classified as consistent RMF (CRMF) models. This result is still more stringent than that found in Ref. [1] in which among 240 Skyrme parameterizations, only 16 were approved in the analysis regarding SET1. If we consider our analysis based on the constraints of SET2a, a more updated version in comparison with SET1, the results do not change significantly. In this case, BKA22, BKA24, BSR11 and BSR12 are the CRMF models, and, except for the BKA24 model, this is the same result when we use the SET2b, a more stringent one in comparison with the updated SET2a. The saturation properties of these models are summarized in Table VI. Also, the density dependence of the properties used to construct the graphic constraints are shown in Figs. 1 and 3.

As an interesting feature concerning our analysis, we point out that in all sets of constraints, the approved models are of type 4, i. e., models presenting cross terms between the mesonic fields σ , ω_μ and $\vec{\rho}_\mu$. In particular, these interactions include a density dependence of the symmetry energy that goes beyond the almost linear behavior of models of the types 1, 2 and 3. Moreover, models BKA22 and BKA24 yield a neutron-skin thickness in the ^{208}Pb nucleus, respectively, of 0.22 and 0.24 fm and were found to be consistent with most of the constraints included in sets 2a and 2b [68]. This means that models of type-4, those that include the cross term interactions, favor the reproduction of the expected behavior of the properties defined in each individual constraint. In order to satisfy the constraints used in this work, new parameterizations of the RMF models must take into account the density dependence of the symmetry energy through the inclusion of cross terms between the isoscalar mesons and the vector-isovector meson or other means.

We also highlight that such results change dramatically if we simply neglect from our analysis in SET2a and SET2b, the constraint regarding the volume part of the isospin incompressibility, $K_{\tau,v}^0 \approx K_\tau = -550 \pm 150$ MeV. By applying the 7 remaining constraints of SET2a, we found the following 35 approved models: BKA20, BKA22, BKA24, BSR8, BSR9, BSR10, BSR11, BSR12, BSR15, BSR16, BSR17, BSR18, BSR19, DD-ME δ , DD-F, DDH δ , FSU-III, FSU-IV, FSUGold, FSUGold4, FSUGZ03, FSUGZ06, G2*, IU-FSU, TW99, BSR20, FA3, Z271s2, Z271s3, Z271s4, Z271s5, Z271s6, Z271v4, Z271v5, and Z271v6. Notice that besides the cross term models, other types of models are consistent with the

SET2a constraints, namely, two density dependent (DD-F, TW99), one point-coupling (FA3), and two delta meson models (DD-ME δ , DDH δ). The common feature of these models is that they do not include the simple symmetry energy density dependence present in all type 1, 2 and 3 models. The use of isospin dependent properties in the fit procedure is essential to get a reasonable parametrization. For SET2b, the analysis leads to the same group of approved models excluding the BKA24, IU-FSU, DDH δ , BSR20, and FA3 models, totaling 30 consistent parameterizations. Notice that in this more restrictive set, one of the delta meson (DDH δ) models and the point-coupling model are excluded from the CRMF models. However, the density dependent models DD-F and TW99 remain approved.

In the present work we have used the known physics of nuclear matter at densities around the saturation value to constrain relativistic models. However, these models have been extensively used to describe compact star constituents and macroscopic properties, such as radii and masses, and for this purpose have been extended to much higher densities. In this respect, the inclusion of other degrees of freedom, such as the lightest eight baryons, is energetically favored, but the onset of hyperons softens the equations of state and consequently reduces the maximum stellar masses [69]. Having in mind the description of two recently detected neutron stars with masses of the order of $2 M_{\odot}$ [70, 71], appropriate equations of state with the inclusion of hyperons were shown to strongly depend on the choice of the models and also on the hyperon-meson coupling constants [72–74]. After the comprehensive analyses performed in the present work, we suggest that the models that passed all tests be used in further studies involving the inclusion of hyperons in astrophysical applications.

We remark that there is still another class of relativistic models known as quark-meson-coupling models [75], in which baryons are described as a system of non-overlapping MIT bags interacting through intermediate mesons. In these models, quark degrees of freedom are explicitly taken into account and the couplings are determined at the quark level. These models will also be examined according to the constraints proposed in the present work in a future investigation.

Finally, we reinforce that our work represents a unique effort to qualify the current RMF and their usefulness for modeling of nuclear matter which has never been done before. At present it is impossible to critically compare published results, obtained with different selection of RMF models because nuclear matter properties are model dependent. Consistent use of a narrowed selection of approved RMF model should allow to improve the situation. Fur-

thermore, the failure of many RMF models to satisfy the most up-to-date constraints should stimulate search for missing physics, which, when included, should lead to improvement of the models and their predictive power.

As a final remark concerning the analysis performed in the present work (RMF models), and in the previous one (nonrelativistic Skyrme models [1]), we highlight that it would be desirable to establish a unique protocol to study the predictive power of mean-field models (both relativistic and nonrelativistic) to deal not only with nuclear matter but also with finite nuclei. Actually, Stone and Reinhard outlined a possible protocol for the Skyrme interaction in Sec. 5 of their review [45], by indicating the finite nuclei constraints that should be used in order to select Skyrme parameterizations, such as charge r.m.s radius, spin-orbit splittings, neutron radii isotopic shifts, excitation properties and others. Despite the fact that this procedure was developed for nonrelativistic models, it should also be applicable to RMF ones. Some of the entries should be updated, but the basic philosophy remains the same. One of the positive outcomes of such a work would be to learn more about surface properties of finite nuclei. It is well known that the crucial difference between finite nuclei and nuclear matter is the presence (or absence) of the nuclear surface, which plays a very important role, but is not yet well understood. Comparison of the properties of nuclear matter around saturation density and those of finite nuclei could yield valuable information in this direction. A preliminary study involving these ideas was performed in Ref. [76] for the Skyrme parametrizations selected in Ref. [1]. A more detailed study, also taking into account the selected RMF models presented here, will be addressed in a future work.

ACKNOWLEDGMENTS

This work was partially supported by CNPq (Brazil), CAPES (Brazil), FAPESP (Brazil) under projects 2009/00069-5, and FAPESC (Brazil) under project 2716/2012,TR 2012000344, by COMPETE/FEDER and FCT (Portugal) under Grant No. PTDC/FIS/113292/2009 and by NEW COMPSTAR, a COST initiative. M. Dutra acknowledges the hospitality at ITA/CTA and D.P.M. at the Universidad de Alicante, where parts of this work were carried out. S. Typel is grateful for the support by the Helmholtz Association (HGF) through the Nuclear Astrophysics Virtual Institute

(VH-VI-417). J.R.S. wishes to thank Debora Menezes's group at Universidade Federal de Santa Catarina for its hospitality during her stay, made possible by CNPq Processo (401593/2009-6), when this project was initiated. O. L. acknowledges support from FAPESP.

Appendix A: Analytical expressions for infinite nuclear matter quantities

In this appendix, we show the analytical expressions of some quantities at $y = 1/2$ used to analyze the constraints of Sec. III, related to RMF models of types 4 (nonlinear finite range), 5 (density dependent) and 6 (nonlinear point-coupling). The quantities are obtained at zero temperature and generalized to any density.

1. Finite range models

The incompressibility is obtained as,

$$K_{\text{NL}} = 9 \left(\frac{\partial P_{\text{NL}}}{\partial \rho} \right)_{y=1/2} = 9 \left[g_\omega \rho \frac{\partial \omega_0}{\partial \rho} + \frac{k_F^2}{3(k_F^2 + M^{*2})^{1/2}} + \frac{\rho M^*}{(k_F^2 + M^{*2})^{1/2}} \frac{\partial M^*}{\partial \rho} \right], \quad (\text{A1})$$

where

$$\frac{\partial M^*}{\partial \rho} = -g_\sigma \frac{\partial \sigma}{\partial \rho}. \quad (\text{A2})$$

The skewness coefficient is

$$Q_{\text{NL}} = 27\rho^3 \frac{\partial^3(\mathcal{E}_{\text{NL}}/\rho)}{\partial \rho^3} \Big|_{y=1/2} = 27\rho^3 \left[\frac{1}{\rho} \frac{\partial^3 \mathcal{E}_{\text{NL}}}{\partial \rho^3} - \frac{3}{\rho^2} \frac{\partial^2 \mathcal{E}_{\text{NL}}}{\partial \rho^2} + \frac{6}{\rho^3} \frac{\partial \mathcal{E}_{\text{NL}}}{\partial \rho} - \frac{6\mathcal{E}_{\text{NL}}}{\rho^4} \right]_{y=1/2}, \quad (\text{A3})$$

with

$$\frac{\partial \mathcal{E}_{\text{NL}}}{\partial \rho} = (k_F^2 + M^{*2})^{1/2} + g_\omega \omega_0, \quad (\text{A4})$$

$$\frac{\partial^2 \mathcal{E}_{\text{NL}}}{\partial \rho^2} = g_\omega \frac{\partial \omega_0}{\partial \rho} + \frac{1}{2E_F^*} \left(\frac{\pi^2}{k_F} + 2M^* \frac{\partial M^*}{\partial \rho} \right) \quad \text{and} \quad (\text{A5})$$

$$\begin{aligned} \frac{\partial^3 \mathcal{E}_{\text{NL}}}{\partial \rho^3} &= g_\omega \frac{\partial^2 \omega_0}{\partial \rho^2} - \frac{1}{4E_F^{*3}} \left(\frac{\pi^2}{k_F} + 2M^* \frac{\partial M^*}{\partial \rho} \right)^2 \\ &+ \frac{1}{2E_F^*} \left[-\frac{\pi^4}{2k_F^4} + 2 \left(\frac{\partial M^*}{\partial \rho} \right)^2 + 2M^* \frac{\partial^2 M^*}{\partial \rho^2} \right]. \end{aligned} \quad (\text{A6})$$

The quantities \mathcal{E}_{NL} , $\frac{\partial \mathcal{E}_{\text{NL}}}{\partial \rho}$, $\frac{\partial^2 \mathcal{E}_{\text{NL}}}{\partial \rho^2}$ and $\frac{\partial^3 \mathcal{E}_{\text{NL}}}{\partial \rho^3}$ are evaluated at $y = 1/2$.

The slope and curvature of symmetry energy are given, respectively, by

$$L_{\text{NL}} = 3\rho \left(\frac{\partial \mathcal{S}_{\text{NL}}}{\partial \rho} \right) = \frac{k_F^2}{3E_F^*} - \frac{k_F^4}{6E_F^{*3}} \left(1 + \frac{2M^*k_F}{\pi^2} \frac{\partial M^*}{\partial \rho} \right) + \frac{3g_\rho^2}{8m_\rho^{*2}} \rho - \frac{3g_\rho^2}{8m_\rho^{*4}} \frac{\partial m_\rho^{*2}}{\partial \rho} \rho^2, \quad (\text{A7})$$

and

$$\begin{aligned} K_{\text{sym}}^{\text{NL}} &= 9\rho^2 \left(\frac{\partial^2 \mathcal{S}_{\text{NL}}}{\partial \rho^2} \right) = 9\rho^2 \left\{ -\frac{\pi^2}{12E_F^{*3}k_F} \left(\frac{\pi^2}{k_F} + 2M^* \frac{\partial M^*}{\partial \rho} \right) - \frac{\pi^4}{12E_F^*k_F^4} - \frac{g_\rho^2}{4m_\rho^{*4}} \frac{\partial m_\rho^{*2}}{\partial \rho} \right. \\ &\quad - \left[\frac{\pi^4}{24E_F^{*3}k_F^2} - \frac{k_F\pi^2}{8E_F^{*5}} \left(\frac{\pi^2}{k_F} + 2M^* \frac{\partial M^*}{\partial \rho} \right) \right] \left(1 + \frac{2M^*k_F}{\pi^2} \frac{\partial M^*}{\partial \rho} \right) + \frac{g_\rho^2}{4m_\rho^{*6}} \left(\frac{\partial m_\rho^{*2}}{\partial \rho} \right)^2 \rho \\ &\quad \left. - \frac{k_F\pi^2}{12E_F^{*3}} \left[\frac{M^*}{k_F^2} \frac{\partial M^*}{\partial \rho} + \frac{2k_F}{\pi^2} \left(\frac{\partial M^*}{\partial \rho} \right)^2 + \frac{2k_F M^*}{\pi^2} \frac{\partial^2 M^*}{\partial \rho^2} \right] - \frac{g_\rho^2}{8m_\rho^{*4}} \frac{\partial^2 m_\rho^{*2}}{\partial \rho^2} \rho \right\}. \quad (\text{A8}) \end{aligned}$$

For symmetric nuclear matter, where $y = 1/2$ and $\bar{\rho}_{0(3)} = 0$, the density derivatives of σ and ω_0 are given by

$$\frac{\partial \sigma}{\partial \rho} = \frac{a_1 b_2 + a_2 b_3}{a_1 b_1 - a_3 b_3} \quad \text{and} \quad \frac{\partial \omega_0}{\partial \rho} = \frac{a_2 b_1 + a_3 b_2}{a_1 b_1 - a_3 b_3}, \quad (\text{A9})$$

where

$$a_1 = m_\omega^2 + 3c g_\omega^4 \omega_0^2 + g_\sigma g_\omega^2 \sigma (2\alpha_1 + \alpha'_1 g_\sigma \sigma), \quad (\text{A10})$$

$$a_2 = g_\omega, \quad (\text{A11})$$

$$a_3 = -2g_\sigma g_\omega^2 \omega_0 (\alpha_1 + \alpha'_1 g_\sigma \sigma), \quad (\text{A12})$$

$$b_1 = m_\sigma^2 + 2A\sigma + 3B\sigma^2 - g_\sigma^2 g_\omega^2 \omega_0^2 \alpha'_1 + 3g_\sigma^2 \left(\frac{\rho_s}{M^*} - \frac{\rho}{E_F^*} \right), \quad (\text{A13})$$

$$b_2 = \frac{g_\sigma M^*}{E_F^*} \quad \text{and} \quad (\text{A14})$$

$$b_3 = -a_3. \quad (\text{A15})$$

For the sake of completeness, we also present the proton and neutron chemical potentials,

$$\mu_p^{\text{NL}} = \frac{\partial \mathcal{E}_{\text{NL}}}{\partial \rho_p} = (k_F^2 + M^{*2})^{1/2} + g_\omega \omega_0 + \frac{g_\rho}{2} \bar{\rho}_{0(3)} \quad \text{and} \quad (\text{A16})$$

$$\mu_n^{\text{NL}} = \frac{\partial \mathcal{E}_{\text{NL}}}{\partial \rho_n} = (k_F^2 + M^{*2})^{1/2} + g_\omega \omega_0 - \frac{g_\rho}{2} \bar{\rho}_{0(3)}, \quad (\text{A17})$$

both at any density and proton fraction y .

2. Density dependent models

The incompressibility is,

$$\begin{aligned}
K_{\text{DD}} &= 9 \left(\frac{\partial P_{\text{DD}}}{\partial \rho} \right)_{y=1/2} \\
&= 9 \left[\rho \frac{\partial \Sigma_R}{\partial \rho} + \omega_0 \rho \frac{\partial \Gamma_\omega}{\partial \rho} + \Gamma_\omega \rho \frac{\partial \omega_0}{\partial \rho} + \frac{k_F^2}{3(k_F^2 + M^{*2})^{1/2}} + \frac{\rho M^*}{(k_F^2 + M^{*2})^{1/2}} \frac{\partial M^*}{\partial \rho} \right] \\
&= 9 \left[\rho \frac{\partial \Sigma_R}{\partial \rho} + \frac{2\Gamma_\omega \rho^2}{m_\omega^2} \frac{\partial \Gamma_\omega}{\partial \rho} + \frac{\Gamma_\omega^2 \rho}{m_\omega^2} + \frac{k_F^2}{3(k_F^2 + M^{*2})^{1/2}} + \frac{\rho M^*}{(k_F^2 + M^{*2})^{1/2}} \frac{\partial M^*}{\partial \rho} \right], \quad (\text{A18})
\end{aligned}$$

with

$$\frac{\partial M^*}{\partial \rho} = - \left(\Gamma_\sigma \frac{\partial \sigma}{\partial \rho} + \sigma \frac{\partial \Gamma_\sigma}{\partial \rho} \right) \quad \text{and} \quad (\text{A19})$$

$$\frac{\partial \sigma}{\partial \rho} = \frac{\left[\rho_s - 3 \left(\frac{\rho_s}{M^*} - \frac{\rho}{E_F^*} \right) \Gamma_\sigma \sigma \right] \frac{\partial \Gamma_\sigma}{\partial \rho} + \frac{\Gamma_\sigma M^*}{E_F^*}}{m_\sigma^2 + 3 \left(\frac{\rho_s}{M^*} - \frac{\rho}{E_F^*} \right) \Gamma_\sigma^2}, \quad (\text{A20})$$

observing that $\omega_0 = \frac{\Gamma_\omega \rho}{m_\omega^2}$ and $\sigma = \frac{\Gamma_\sigma \rho_s}{m_\sigma^2}$.

The skewness coefficient is

$$Q_{\text{DD}} = 27 \rho^3 \frac{\partial^3 (\mathcal{E}_{\text{DD}}/\rho)}{\partial \rho^3} \Big|_{y=1/2} = 27 \rho^3 \left[\frac{1}{\rho} \frac{\partial^3 \mathcal{E}_{\text{DD}}}{\partial \rho^3} - \frac{3}{\rho^2} \frac{\partial^2 \mathcal{E}_{\text{DD}}}{\partial \rho^2} + \frac{6}{\rho^3} \frac{\partial \mathcal{E}_{\text{DD}}}{\partial \rho} - \frac{6 \mathcal{E}_{\text{DD}}}{\rho^4} \right]_{y=1/2}, \quad (\text{A21})$$

with

$$\frac{\partial \mathcal{E}_{\text{DD}}}{\partial \rho} = (k_F^2 + M^{*2})^{1/2} + \frac{\Gamma_\omega^2}{m_\omega^2} \rho + \bar{\Sigma}_R, \quad (\text{A22})$$

$$\frac{\partial^2 \mathcal{E}_{\text{DD}}}{\partial \rho^2} = \frac{1}{2E_F^*} \left(\frac{\pi^2}{k_F} + 2M^* \frac{\partial M^*}{\partial \rho} \right) + \frac{\Gamma_\omega^2}{m_\omega^2} + \frac{2\Gamma_\omega \rho}{m_\omega^2} \frac{\partial \Gamma_\omega}{\partial \rho} + \frac{\partial \bar{\Sigma}_R}{\partial \rho} \quad \text{and} \quad (\text{A23})$$

$$\begin{aligned}
\frac{\partial^3 \mathcal{E}_{\text{DD}}}{\partial \rho^3} &= -\frac{1}{4E_F^{*3}} \left(\frac{\pi^2}{k_F} + 2M^* \frac{\partial M^*}{\partial \rho} \right)^2 + \frac{1}{2E_F^*} \left[-\frac{\pi^4}{2k_F^4} + 2 \left(\frac{\partial M^*}{\partial \rho} \right)^2 + 2M^* \frac{\partial^2 M^*}{\partial \rho^2} \right] \\
&+ \frac{2\Gamma_\omega \rho}{m_\omega^2} \frac{\partial^2 \Gamma_\omega}{\partial \rho^2} + \frac{2\rho}{m_\omega^2} \left(\frac{\partial \Gamma_\omega}{\partial \rho} \right)^2 + \frac{4\Gamma_\omega}{m_\omega^2} \frac{\partial \Gamma_\omega}{\partial \rho} + \frac{\partial^2 \bar{\Sigma}_R}{\partial \rho^2}, \quad (\text{A24})
\end{aligned}$$

where

$$\bar{\Sigma}_R = \Sigma_R(y = 1/2) = \frac{\Gamma_\omega \rho^2}{m_\omega^2} \frac{\partial \Gamma_\omega}{\partial \rho} - \frac{\Gamma_\sigma \rho_s^2}{m_\sigma^2} \frac{\partial \Gamma_\sigma}{\partial \rho}, \quad (\text{A25})$$

$$\frac{\partial^2 M^*}{\partial \rho^2} = - \left(\Gamma_\sigma \frac{\partial^2 \sigma}{\partial \rho^2} + \sigma \frac{\partial^2 \Gamma_\sigma}{\partial \rho^2} \right) - 2 \frac{\partial \Gamma_\sigma}{\partial \rho} \frac{\partial \sigma}{\partial \rho}, \quad (\text{A26})$$

$$\begin{aligned} \frac{\partial^2 \sigma}{\partial \rho^2} &= \left[(\rho_s - \mathcal{J} \Gamma_\sigma \sigma) \frac{\partial^2 \Gamma_\sigma}{\partial \rho^2} + \left(\frac{\partial \rho_s}{\partial \rho} - \Gamma_\sigma \sigma \frac{\partial \mathcal{J}}{\partial \rho} - \mathcal{J} \sigma \frac{\partial \Gamma_\sigma}{\partial \rho} - \mathcal{J} \Gamma_\sigma \frac{\partial \sigma}{\partial \rho} \right) \frac{\partial \Gamma_\sigma}{\partial \rho} + \frac{M^*}{E_F^*} \frac{\partial \Gamma_\sigma}{\partial \rho} \right. \\ &\quad \left. + \frac{\Gamma_\sigma}{E_F^*} \frac{\partial M^*}{\partial \rho} - \frac{\Gamma_\sigma M^*}{E_F^{*2}} \frac{\partial E_F^*}{\partial \rho} \right] (m_\sigma^2 + \mathcal{J} \Gamma_\sigma^2)^{-1} \\ &\quad - \left[(\rho_s - \mathcal{J} \Gamma_\sigma \sigma) \frac{\partial \Gamma_\sigma}{\partial \rho} + \frac{\Gamma_\sigma M^*}{E_F^*} \right] \left[\frac{\partial \mathcal{J}}{\partial \rho} \Gamma_\sigma^2 + 2 \mathcal{J} \Gamma_\sigma \frac{\partial \Gamma_\sigma}{\partial \rho} \right] (m_\sigma^2 + \mathcal{J} \Gamma_\sigma^2)^{-2}, \end{aligned} \quad (\text{A27})$$

$$\mathcal{J} = 3 \left(\frac{\rho_s}{M^*} - \frac{\rho}{E_F^*} \right), \quad (\text{A28})$$

$$\frac{\partial E_F^*}{\partial \rho} = \frac{\pi^2}{2 E_F^* k_F} \left(1 + \frac{2 M^* k_F}{\pi^2} \frac{\partial M^*}{\partial \rho} \right), \quad (\text{A29})$$

$$\begin{aligned} \frac{\partial^2 \bar{\Sigma}_R}{\partial \rho^2} &= \frac{\Gamma_\omega \rho^2}{m_\omega^2} \frac{\partial^3 \Gamma_\omega}{\partial \rho^3} + \frac{4 \Gamma_\omega \rho}{m_\omega^2} \frac{\partial^2 \Gamma_\omega}{\partial \rho^2} + \frac{3 \rho^2}{m_\omega^2} \frac{\partial \Gamma_\omega}{\partial \rho} \frac{\partial^2 \Gamma_\omega}{\partial \rho^2} + \frac{4 \rho}{m_\omega^2} \left(\frac{\partial \Gamma_\omega}{\partial \rho} \right)^2 + \frac{2 \Gamma_\omega}{m_\omega^2} \frac{\partial \Gamma_\omega}{\partial \rho} \\ &\quad - \frac{\Gamma_\sigma \rho_s^2}{m_\sigma^2} \frac{\partial^3 \Gamma_\sigma}{\partial \rho^3} - \frac{4 \Gamma_\sigma \rho_s}{m_\sigma^2} \frac{\partial \rho_s}{\partial \rho} \frac{\partial^2 \Gamma_\sigma}{\partial \rho^2} - \frac{3 \rho_s^2}{m_\sigma^2} \frac{\partial \Gamma_\sigma}{\partial \rho} \frac{\partial^2 \Gamma_\sigma}{\partial \rho^2} - \frac{4 \rho_s}{m_\sigma^2} \frac{\partial \rho_s}{\partial \rho} \left(\frac{\partial \Gamma_\sigma}{\partial \rho} \right)^2 \\ &\quad - \frac{2 \Gamma_\sigma}{m_\sigma^2} \left(\frac{\partial \rho_s}{\partial \rho} \right)^2 \frac{\partial \Gamma_\sigma}{\partial \rho} - \frac{2 \Gamma_\sigma \rho_s}{m_\sigma^2} \frac{\partial^2 \rho_s}{\partial \rho^2} \frac{\partial \Gamma_\sigma}{\partial \rho}, \end{aligned} \quad (\text{A30})$$

$$\frac{\partial \rho_s}{\partial \rho} = \frac{M^*}{E_F^*} - \mathcal{J} \left(\sigma \frac{\partial \Gamma_\sigma}{\partial \rho} + \Gamma_\sigma \frac{\partial \sigma}{\partial \rho} \right), \quad (\text{A31})$$

and

$$\begin{aligned} \frac{\partial^2 \rho_s}{\partial \rho^2} &= \frac{1}{E_F^*} \frac{\partial M^*}{\partial \rho} - \frac{M^*}{E_F^{*2}} \frac{\partial E_F^*}{\partial \rho} - \mathcal{J} \left(\sigma \frac{\partial^2 \Gamma_\sigma}{\partial \rho^2} + 2 \frac{\partial \Gamma_\sigma}{\partial \rho} \frac{\partial \sigma}{\partial \rho} + \Gamma_\sigma \frac{\partial^2 \sigma}{\partial \rho^2} \right) \\ &\quad - \frac{\partial \mathcal{J}}{\partial \rho} \left(\sigma \frac{\partial \Gamma_\sigma}{\partial \rho} + \Gamma_\sigma \frac{\partial \sigma}{\partial \rho} \right). \end{aligned} \quad (\text{A32})$$

The slope and curvature of \mathcal{S}_{DD} are

$$L_{\text{DD}} = 3 \rho \left(\frac{\partial \mathcal{S}_{\text{DD}}}{\partial \rho} \right) = \frac{k_F^2}{3 E_F^*} - \frac{k_F^4}{6 E_F^{*3}} \left(1 + \frac{2 M^* k_F}{\pi^2} \frac{\partial M^*}{\partial \rho} \right) + \frac{3 \Gamma_\rho^2}{8 m_\rho^2} \rho + \frac{3 \Gamma_\rho}{4 m_\rho^2} \frac{\partial \Gamma_\rho}{\partial \rho} \rho^2, \quad (\text{A33})$$

and

$$\begin{aligned} K_{\text{sym}}^{\text{DD}} &= 9 \rho^2 \left(\frac{\partial^2 \mathcal{S}_{\text{DD}}}{\partial \rho^2} \right) = 9 \rho^2 \left\{ - \frac{\pi^2}{12 E_F^{*3} k_F} \left(\frac{\pi^2}{k_F} + 2 M^* \frac{\partial M^*}{\partial \rho} \right) - \frac{\pi^4}{12 E_F^* k_F^4} + \frac{\Gamma_\rho}{2 m_\rho^2} \frac{\partial \Gamma_\rho}{\partial \rho} \right. \\ &\quad - \left[\frac{\pi^4}{24 E_F^{*3} k_F^2} - \frac{k_F \pi^2}{8 E_F^{*5}} \left(\frac{\pi^2}{k_F} + 2 M^* \frac{\partial M^*}{\partial \rho} \right) \right] \left(1 + \frac{2 M^* k_F}{\pi^2} \frac{\partial M^*}{\partial \rho} \right) + \frac{\rho}{4 m_\rho^2} \left(\frac{\partial \Gamma_\rho}{\partial \rho} \right)^2 \\ &\quad \left. - \frac{k_F \pi^2}{12 E_F^{*3}} \left[\frac{M^*}{k_F^2} \frac{\partial M^*}{\partial \rho} + \frac{2 k_F}{\pi^2} \left(\frac{\partial M^*}{\partial \rho} \right)^2 + \frac{2 k_F M^*}{\pi^2} \frac{\partial^2 M^*}{\partial \rho^2} \right] + \frac{\Gamma_\rho \rho}{4 m_\rho^2} \frac{\partial^2 \Gamma_\rho}{\partial \rho^2} \right\}. \end{aligned} \quad (\text{A34})$$

The chemical potentials for any proton fraction are,

$$\mu_p^{\text{DD}} = \frac{\partial \mathcal{E}_{\text{DD}}}{\partial \rho_p} = (k_F^2 + M^{*2})^{1/2} + \Gamma_\omega \omega_0 + \frac{\Gamma_\rho}{2} \bar{\rho}_{0(3)} + \Sigma_R \quad \text{and} \quad (\text{A35})$$

$$\mu_n^{\text{DD}} = \frac{\partial \mathcal{E}_{\text{DD}}}{\partial \rho_n} = (k_F^2 + M^{*2})^{1/2} + \Gamma_\omega \omega_0 - \frac{\Gamma_\rho}{2} \bar{\rho}_{0(3)} + \Sigma_R. \quad (\text{A36})$$

3. Point-coupling models

For NLPC models, the incompressibility reads

$$K_{\text{NLPC}} = 9 \left(\frac{\partial P_{\text{NLPC}}}{\partial \rho} \right)_{y=1/2} = 9 \left[\alpha_v \rho + 3\gamma_v \rho^3 + \frac{k_F^2}{3(k_F^2 + M^{*2})^{1/2}} + \frac{\rho M^*}{(k_F^2 + M^{*2})^{1/2}} \frac{\partial M^*}{\partial \rho} \right. \\ \left. + 2(\eta_1 + \eta_2 \rho_s) \rho_s \rho + 2(\eta_1 + 2\eta_2 \rho_s) \rho^2 \frac{\partial \rho_s}{\partial \rho} \right], \quad (\text{A37})$$

where

$$\frac{\partial M^*}{\partial \rho} = \frac{2(\eta_1 + 2\eta_2 \rho_s) \rho + \frac{M^*}{E_F^*} (\alpha_s + 2\beta_s \rho_s + 3\gamma_s \rho_s^2 + 2\eta_2 \rho^2)}{1 - 3(\alpha_s + 2\beta_s \rho_s + 3\gamma_s \rho_s^2 + 2\eta_2 \rho^2) \left(\frac{\rho_s}{M^*} - \frac{\rho}{E_F^*} \right)}, \quad (\text{A38})$$

$$\frac{\partial \rho_s}{\partial \rho} = \frac{M^*}{(k_F^2 + M^{*2})^{1/2}} + 3 \left(\frac{\rho_s}{M^*} - \frac{\rho}{E_F^*} \right) \frac{\partial M^*}{\partial \rho}. \quad (\text{A39})$$

The skewness coefficient is

$$Q_{\text{NLPC}} = 27 \rho^3 \frac{\partial^3 (\mathcal{E}_{\text{NLPC}} / \rho)}{\partial \rho^3} \Big|_{y=1/2} \\ = 27 \rho^3 \left[\frac{1}{\rho} \frac{\partial^3 \mathcal{E}_{\text{NLPC}}}{\partial \rho^3} - \frac{3}{\rho^2} \frac{\partial^2 \mathcal{E}_{\text{NLPC}}}{\partial \rho^2} + \frac{6}{\rho^3} \frac{\partial \mathcal{E}_{\text{NLPC}}}{\partial \rho} - \frac{6 \mathcal{E}_{\text{NLPC}}}{\rho^4} \right]_{y=1/2}, \quad (\text{A40})$$

with

$$\frac{\partial \mathcal{E}_{\text{NLPC}}}{\partial \rho} = (k_F^2 + M^{*2})^{1/2} + \alpha_v \rho + \gamma_v \rho^3 + 2(\eta_1 + \eta_2 \rho_s) \rho_s \rho, \quad (\text{A41})$$

$$\frac{\partial^2 \mathcal{E}_{\text{NLPC}}}{\partial \rho^2} = \frac{1}{2E_F^*} \left(\frac{\pi^2}{k_F} + 2M^* \frac{\partial M^*}{\partial \rho} \right) + \alpha_v + 3\gamma_v \rho^2 + 2(\eta_1 + 2\eta_2 \rho_s) \rho \frac{\partial \rho_s}{\partial \rho} \\ + 2(\eta_1 + \eta_2 \rho_s) \rho_s, \quad \text{and} \quad (\text{A42})$$

$$\frac{\partial^3 \mathcal{E}_{\text{NLPC}}}{\partial \rho^3} = -\frac{1}{4E_F^{*3}} \left(\frac{\pi^2}{k_F} + 2M^* \frac{\partial M^*}{\partial \rho} \right)^2 + \frac{1}{2E_F^*} \left[-\frac{\pi^4}{2k_F^4} + 2 \left(\frac{\partial M^*}{\partial \rho} \right)^2 + 2M^* \frac{\partial^2 M^*}{\partial \rho^2} \right] \\ + 6\gamma_v + 4(\eta_1 + 2\eta_2 \rho_s) \frac{\partial \rho_s}{\partial \rho} + 4\eta_2 \rho \left(\frac{\partial \rho_s}{\partial \rho} \right)^2 + 2(\eta_1 + 2\eta_2 \rho_s) \rho \frac{\partial^2 \rho_s}{\partial \rho^2}. \quad (\text{A43})$$

The slope and curvature of $\mathcal{S}_{\text{NLPC}}$ are

$$L_{\text{NLPC}} = 3\rho \left(\frac{\partial \mathcal{S}_{\text{NLPC}}}{\partial \rho} \right) \\ = \frac{k_F^2}{3E_F^*} - \frac{k_F^4}{6E_F^{*3}} \left(1 + \frac{2M^* k_F}{\pi^2} \frac{\partial M^*}{\partial \rho} \right) + \frac{3}{2} \alpha_{\text{TV}} \rho + 3\eta_3 \rho_s \rho + 3\eta_3 \rho^2 \frac{\partial \rho_s}{\partial \rho}, \quad (\text{A44})$$

and

$$\begin{aligned}
K_{\text{sym}}^{\text{NLPC}} &= 9\rho^2 \left(\frac{\partial^2 \mathcal{S}_{\text{NLPC}}}{\partial \rho^2} \right) = 9\rho^2 \left\{ -\frac{\pi^2}{12E_F^{*3}k_F} \left(\frac{\pi^2}{k_F} + 2M^* \frac{\partial M^*}{\partial \rho} \right) - \frac{\pi^4}{12E_F^*k_F^4} + 2\eta_3 \frac{\partial \rho_s}{\partial \rho} \right. \\
&\quad - \left[\frac{\pi^4}{24E_F^{*3}k_F^2} - \frac{k_F\pi^2}{8E_F^{*5}} \left(\frac{\pi^2}{k_F} + 2M^* \frac{\partial M^*}{\partial \rho} \right) \right] \left(1 + \frac{2M^*k_F}{\pi^2} \frac{\partial M^*}{\partial \rho} \right) + \eta_3 \rho \frac{\partial^2 \rho_s}{\partial \rho^2} \\
&\quad \left. - \frac{k_F\pi^2}{12E_F^{*3}} \left[\frac{M^*}{k_F^2} \frac{\partial M^*}{\partial \rho} + \frac{2k_F}{\pi^2} \left(\frac{\partial M^*}{\partial \rho} \right)^2 + \frac{2k_F M^*}{\pi^2} \frac{\partial^2 M^*}{\partial \rho^2} \right] \right\}. \tag{A45}
\end{aligned}$$

The chemical potentials for any proton fraction are,

$$\begin{aligned}
\mu_p^{\text{NLPC}} &= \frac{\partial \mathcal{E}_{\text{NLPC}}}{\partial \rho_p} \\
&= (k_F^2 + M^{*2})^{1/2} + \alpha_v \rho + \gamma_v \rho^3 + \alpha_{\text{TV}} \rho_3 + \gamma_{\text{TV}} \rho_3^3 + 2\eta_1 \rho_s \rho + 2\eta_2 \rho_s^2 \rho + 2\eta_3 \rho_s \rho_3, \tag{A46}
\end{aligned}$$

$$\begin{aligned}
\mu_n^{\text{NLPC}} &= \frac{\partial \mathcal{E}_{\text{NLPC}}}{\partial \rho_n} \\
&= (k_F^2 + M^{*2})^{1/2} + \alpha_v \rho + \gamma_v \rho^3 - \alpha_{\text{TV}} \rho_3 - \gamma_{\text{TV}} \rho_3^3 + 2\eta_1 \rho_s \rho + 2\eta_2 \rho_s^2 \rho - 2\eta_3 \rho_s \rho_3. \tag{A47}
\end{aligned}$$

Appendix B: Saturation Properties

TABLE VII: Saturation properties of all RMF models used in this work. All quantities are given in MeV, except for the dimensionless effective mass, $m^* = M^*/M$, and the saturation density ρ_0 , given in fm^{-3} . Here $K' = -Q_0$.

Model	ρ_0	E_0	K_0	m^*	K'	J	L_0	K_{sym}^0	Q_{sym}^0	$K_{\tau,v}^0$
linear finite range models (type 1)										
H1 [77]	0.148	-15.75	546.81	0.54	-2152.62	25.93	88.38	93.56	-538.40	-784.64
L1 [78]	0.177	-18.52	625.56	0.53	-2229.20	21.68	75.64	81.88	-786.15	-641.56
L2 [78]	0.142	-16.78	578.49	0.53	-2323.13	19.07	68.81	97.43	-605.30	-591.73
L3 [78]	0.134	-18.24	624.53	0.52	-2568.70	18.86	69.52	102.17	-709.63	-600.92
LBF [79]	0.152	-17.01	584.18	0.53	-2261.30	46.92	151.91	92.59	-640.84	-1406.85
LHS [78]	0.148	-15.79	548.10	0.54	-2157.94	34.99	115.60	93.62	-541.51	-1055.08
LW [78]	0.194	-15.75	545.55	0.56	-1877.70	22.11	74.44	74.96	-604.39	-627.91
LZ [78]	0.149	-17.07	586.34	0.53	-2296.35	48.84	157.90	94.34	-638.92	-1471.42
RMF201 [80]	0.153	-16.30	577.84	0.54	-2160.72	32.50	108.36	92.22	-607.65	-963.16
RMF202 [80]	0.153	-16.30	571.55	0.54	-2169.45	32.50	108.29	92.16	-598.81	-968.59
RMF203 [80]	0.153	-16.30	565.30	0.54	-2178.08	32.50	108.21	92.10	-590.05	-974.11
RMF204 [80]	0.153	-16.30	559.08	0.54	-2186.61	32.50	108.14	92.03	-581.37	-979.73
RMF205 [80]	0.153	-16.30	552.90	0.54	-2195.05	32.50	108.06	91.95	-572.77	-985.43
RMF206 [80]	0.153	-16.30	546.75	0.54	-2203.39	32.50	107.99	91.87	-564.24	-991.23
$\sigma^3 + \sigma^4$ models (type 2)										
CS [81]	0.150	-16.17	187.21	0.58	292.63	40.91	131.42	136.68	514.05	-446.40
E [81]	0.150	-16.13	221.43	0.58	-20.87	38.58	124.57	132.12	381.38	-627.06
ER [81]	0.149	-16.16	220.49	0.58	24.93	39.42	126.60	127.62	377.17	-617.67
FAMA1 [21]	0.148	-16.00	200.05	0.60	303.20	38.01	120.53	113.22	403.17	-427.27

Continued on next page

TABLE VII – continued from previous page

Model	ρ_0	E_0	K_0	m^*	K'	J	L_0	K_{sym}^0	Q_{sym}^0	$K_{\tau,v}^0$
FAMA2 [21]	0.148	-16.00	225.07	0.60	117.70	38.01	120.28	107.02	314.30	-551.75
FAMA3 [21]	0.148	-16.00	250.08	0.60	-52.65	38.01	120.03	100.99	233.23	-644.48
FAMA4 [21]	0.148	-16.00	275.09	0.60	-208.08	38.01	119.79	95.11	159.52	-714.23
FAMA5 [21]	0.148	-16.00	300.09	0.60	-348.82	38.01	119.54	89.40	92.81	-766.83
FAMB1 [21]	0.148	-16.00	200.03	0.70	593.95	37.01	108.39	33.10	157.33	-295.40
FAMB2 [21]	0.148	-16.00	225.05	0.70	465.50	37.01	108.20	29.15	115.82	-396.24
FAMB3 [21]	0.148	-16.00	250.05	0.70	355.71	37.01	108.01	25.36	80.03	-469.06
FAMB4 [21]	0.148	-16.00	275.06	0.70	264.20	37.01	107.82	21.70	49.50	-521.67
FAMB5 [21]	0.148	-16.00	300.06	0.70	190.59	37.01	107.64	18.19	23.84	-559.26
FAMC1 [21]	0.148	-16.00	200.03	0.70	593.95	28.01	81.38	33.10	157.33	-213.55
FAMC2 [21]	0.148	-16.00	225.05	0.70	465.50	28.01	81.19	29.15	115.82	-290.06
FAMC3 [21]	0.148	-16.00	250.05	0.70	355.71	28.01	81.01	25.36	80.03	-345.45
FAMC4 [21]	0.148	-16.00	275.06	0.70	264.20	28.00	80.82	21.70	49.50	-385.58
FAMC5 [21]	0.148	-16.00	300.06	0.70	190.59	28.00	80.63	18.19	23.84	-414.39
GL1 [69]	0.153	-16.30	199.97	0.70	618.94	32.49	94.66	33.06	161.40	-241.92
GL2 [69]	0.153	-16.30	200.04	0.75	608.35	32.51	91.54	8.75	100.11	-262.10
GL3 [69]	0.153	-16.31	200.07	0.80	580.33	32.51	89.06	-8.43	73.41	-284.44
GL4 [69]	0.153	-16.31	250.07	0.70	380.57	32.51	94.34	25.25	82.58	-397.20
GL5 [69]	0.153	-16.31	250.11	0.75	454.87	32.51	91.22	2.64	54.13	-378.79
GL6 [69]	0.153	-16.31	250.06	0.80	547.49	32.51	88.75	-12.93	54.23	-351.11
GL7 [69]	0.153	-16.31	300.09	0.75	384.54	32.51	90.88	-2.91	25.94	-431.71
GL8 [69]	0.153	-16.31	300.07	0.80	610.91	32.51	88.45	-16.84	48.32	-367.47
GL82 [82]	0.145	-16.00	285.74	0.77	450.64	36.23	101.31	-8.06	35.32	-456.14
GL9 [69]	0.153	-16.31	210.08	0.78	564.87	32.51	89.91	-3.37	73.17	-301.09
GM1 [83]	0.153	-16.33	300.50	0.70	215.66	32.52	94.02	17.98	25.01	-478.64
GM2 [83]	0.153	-16.31	300.10	0.78	506.35	32.51	89.35	-12.00	37.19	-397.34
GM3 [83]	0.153	-16.30	240.04	0.78	512.46	32.51	89.72	-6.46	55.69	-353.24
GPS [84]	0.150	-15.96	299.59	0.80	590.98	32.49	88.57	-16.41	46.81	-373.11
Hybrid [85]	0.148	-16.24	230.01	0.60	71.51	37.30	118.62	110.94	314.21	-563.91
MS2 [86]	0.148	-15.75	249.92	0.60	-75.88	35.00	111.00	100.85	228.29	-598.88
NL-VT1 [87]	0.150	-16.09	179.03	0.60	488.02	39.03	123.63	117.72	483.16	-287.07
NL ρ [88]	0.160	-16.05	240.76	0.75	464.60	30.37	84.60	3.36	61.34	-341.00
NL06 [79]	0.147	-16.05	195.09	0.60	367.03	39.33	124.14	110.85	412.35	-400.47
NL065 [79]	0.150	-16.37	256.86	0.65	220.00	38.98	117.77	55.86	132.74	-549.91
NL07 [79]	0.150	-16.49	276.45	0.70	296.13	38.52	112.30	21.58	51.65	-531.94
NL075 [79]	0.151	-16.64	281.12	0.75	418.96	38.96	110.44	-0.54	35.98	-498.61
NL1 [78]	0.152	-16.42	211.09	0.57	32.69	43.46	140.07	142.68	444.67	-676.04
NL1J4 [89]	0.152	-16.42	211.70	0.57	-3.91	40.00	130.06	146.26	448.71	-636.53
NL1J5 [89]	0.152	-16.42	211.70	0.57	-3.91	50.00	160.06	146.26	448.71	-817.08
NL2 [78]	0.146	-17.03	399.37	0.67	-68.42	43.86	129.66	20.10	-51.87	-780.04
NL3 [90]	0.148	-16.24	271.53	0.60	-202.91	37.40	118.53	100.88	181.31	-698.85
NL3-II [90]	0.149	-16.26	271.72	0.59	-222.71	37.70	119.71	103.43	183.75	-712.92
NL3* [91]	0.150	-16.31	258.25	0.59	-122.04	38.68	122.63	105.56	223.95	-688.19

Continued on next page

TABLE VII – continued from previous page

Model	ρ_0	E_0	K_0	m^*	K'	J	L_0	K_{sym}^0	Q_{sym}^0	$K_{\tau,\nu}^0$
NL4 [92]	0.148	-16.16	270.34	0.60	-193.75	36.24	114.92	99.72	180.84	-672.14
NLB [93]	0.148	-15.77	421.02	0.61	-727.93	35.01	108.26	54.94	-132.35	-781.79
NLB1 [78]	0.162	-15.79	280.44	0.62	-108.61	33.04	102.51	76.15	107.80	-578.59
NLB2 [78]	0.163	-15.79	245.58	0.55	-542.60	33.10	111.30	158.94	289.13	-754.77
NLC [93]	0.148	-15.77	224.46	0.63	278.13	35.02	107.97	76.91	235.59	-437.12
NLD [94]	0.148	-15.77	343.21	0.70	75.49	35.01	101.52	13.53	-12.22	-573.26
NLM [89]	0.160	-16.00	200.00	0.70	600.49	30.00	87.02	33.20	161.25	-227.65
NLM2 [89]	0.160	-17.00	200.00	0.70	675.54	30.00	86.95	33.27	170.92	-194.74
NLM3 [89]	0.145	-16.00	200.00	0.70	591.82	30.00	87.45	33.01	156.01	-232.93
NLM4 [89]	0.160	-16.00	300.00	0.70	196.02	30.00	86.25	17.69	22.57	-443.46
NLM5 [89]	0.160	-16.00	200.00	0.55	-216.98	30.00	103.18	179.44	524.64	-551.60
NLM6 [89]	0.160	-16.00	200.00	0.70	600.49	40.00	117.02	33.20	161.24	-317.57
NLRA [95]	0.157	-16.25	320.48	0.63	-216.23	38.90	119.09	62.11	26.63	-732.77
NLRA1 [96]	0.147	-16.15	285.23	0.60	-279.28	36.45	115.38	95.72	139.44	-709.55
NLS [97]	0.150	-16.44	262.94	0.60	-57.53	42.07	131.59	94.22	195.27	-724.10
NLSH [90]	0.146	-16.36	355.65	0.60	-602.90	36.13	113.68	79.83	-23.79	-795.00
NLZ [87]	0.151	-16.18	172.84	0.58	422.59	41.72	133.91	140.19	577.02	-335.86
NLZ2 [87]	0.151	-16.06	172.23	0.58	412.31	39.01	125.82	140.62	577.35	-313.10
P-067 [98]	0.157	-16.31	231.63	0.67	413.34	41.07	122.33	46.33	151.24	-469.38
P-070 [98]	0.163	-16.25	245.07	0.70	396.44	41.85	122.35	27.75	93.48	-508.45
P-075 [98]	0.173	-16.51	271.29	0.75	439.84	42.95	121.48	-1.98	43.56	-533.91
P-080 [98]	0.162	-15.84	259.93	0.80	529.34	39.63	109.78	-14.16	52.52	-449.29
Q1 [99]	0.148	-16.10	241.86	0.60	-8.70	36.44	115.71	105.65	266.72	-592.77
RMF301 [80]	0.153	-16.30	253.86	0.78	489.08	32.50	89.87	-6.25	49.30	-372.34
RMF302 [80]	0.153	-16.30	249.71	0.78	502.35	32.50	89.66	-7.35	51.33	-364.94
RMF303 [80]	0.153	-16.30	248.88	0.78	504.91	32.50	89.62	-7.57	51.73	-363.46
RMF304 [80]	0.153	-16.30	248.04	0.78	507.43	32.50	89.57	-7.78	52.13	-361.98
RMF305 [80]	0.153	-16.30	246.37	0.78	512.37	32.50	89.49	-8.21	52.92	-359.04
RMF306 [80]	0.153	-16.30	244.69	0.79	517.18	32.50	89.41	-8.63	53.72	-356.09
RMF307 [80]	0.153	-16.30	243.84	0.79	519.54	32.50	89.37	-8.84	54.11	-354.63
RMF308 [80]	0.153	-16.30	242.99	0.79	521.85	32.50	89.32	-9.04	54.50	-353.15
RMF309 [80]	0.153	-16.30	241.30	0.79	526.40	32.50	89.24	-9.45	55.28	-350.22
RMF310 [80]	0.153	-16.30	238.75	0.79	532.98	32.50	89.12	-10.04	56.45	-345.82
RMF311 [80]	0.153	-16.30	237.89	0.79	535.10	32.50	89.08	-10.24	56.83	-344.35
RMF312 [80]	0.153	-16.30	237.03	0.79	537.20	32.50	89.04	-10.44	57.22	-342.89
RMF313 [80]	0.153	-16.30	235.31	0.80	541.28	32.50	88.96	-10.82	57.98	-339.96
RMF314 [80]	0.153	-16.30	234.43	0.80	543.28	32.50	88.92	-11.01	58.36	-338.47
RMF315 [80]	0.153	-16.30	234.01	0.80	544.27	32.50	88.91	-11.10	58.55	-337.76
RMF316 [80]	0.153	-16.30	233.57	0.80	545.22	32.50	88.89	-11.20	58.74	-337.02
RMF317 [80]	0.153	-16.30	232.70	0.80	547.17	32.50	88.85	-11.38	59.12	-335.55
RMF401 [80]	0.153	-16.30	229.99	0.71	477.86	32.50	93.79	23.04	100.51	-344.81
RMF402 [80]	0.153	-16.30	231.99	0.71	469.28	32.50	93.77	22.74	97.75	-350.20
RMF403 [80]	0.153	-16.30	229.99	0.72	486.57	32.50	93.13	18.06	90.88	-343.67

Continued on next page

TABLE VII – continued from previous page

Model	ρ_0	E_0	K_0	m^*	K'	J	L_0	K_{sym}^0	Q_{sym}^0	$K_{\tau,v}^0$
RMF404 [80]	0.153	-16.30	231.99	0.72	478.64	32.50	93.11	17.78	88.39	-348.78
RMF405 [80]	0.153	-16.30	233.99	0.72	470.83	32.50	93.10	17.50	85.94	-353.76
RMF406 [80]	0.153	-16.30	233.99	0.78	520.06	32.50	89.75	-5.80	58.72	-344.85
RMF407 [80]	0.153	-16.30	229.99	0.73	493.83	32.50	92.50	13.42	82.67	-342.96
RMF408 [80]	0.153	-16.30	231.99	0.73	486.58	32.50	92.48	13.15	80.44	-347.78
RMF409 [80]	0.153	-16.30	233.99	0.73	479.45	32.50	92.47	12.88	78.25	-352.46
RMF410 [80]	0.153	-16.30	235.99	0.73	472.46	32.50	92.46	12.62	76.09	-357.02
RMF411 [80]	0.153	-16.30	229.99	0.74	500.11	32.50	91.90	9.09	75.82	-342.47
RMF412 [80]	0.153	-16.30	231.99	0.74	493.59	32.50	91.89	8.84	73.85	-346.98
RMF413 [80]	0.153	-16.30	233.99	0.74	487.20	32.50	91.87	8.58	71.90	-351.36
RMF414 [80]	0.153	-16.30	235.99	0.74	480.94	32.50	91.86	8.33	69.99	-355.62
RMF415 [80]	0.153	-16.30	229.98	0.75	505.92	32.50	91.33	5.06	70.28	-342.01
RMF416 [80]	0.153	-16.30	231.98	0.75	500.17	32.50	91.32	4.82	68.54	-346.19
RMF417 [80]	0.153	-16.30	233.99	0.75	494.57	32.50	91.30	4.58	66.84	-350.26
RMF418 [80]	0.153	-16.30	235.98	0.75	489.09	32.50	91.29	4.34	65.16	-354.20
RMF419 [80]	0.153	-16.30	229.99	0.76	511.79	32.50	90.79	1.31	65.98	-341.39
RMF420 [80]	0.153	-16.30	231.99	0.76	506.88	32.50	90.78	1.09	64.47	-345.23
RMF421 [80]	0.153	-16.30	233.99	0.76	502.11	32.50	90.76	0.86	62.99	-348.96
RMF422 [80]	0.153	-16.30	229.99	0.77	518.27	32.50	90.27	-2.17	62.86	-340.38
RMF423 [80]	0.153	-16.30	231.99	0.77	514.26	32.50	90.26	-2.38	61.57	-343.86
RMF424 [80]	0.153	-16.30	245.99	0.79	523.99	32.50	89.21	-9.88	53.59	-355.12
RMF425 [80]	0.153	-16.30	247.99	0.79	523.21	32.50	89.20	-10.06	52.90	-357.07
RMF426 [80]	0.153	-16.30	249.99	0.79	522.57	32.50	89.19	-10.24	52.23	-358.93
RMF427 [80]	0.153	-16.30	235.98	0.80	546.20	32.50	88.83	-11.67	58.05	-339.04
RMF428 [80]	0.153	-16.30	237.98	0.80	545.82	32.50	88.81	-11.85	57.43	-341.04
RMF429 [80]	0.153	-16.30	239.99	0.80	545.60	32.50	88.80	-12.02	56.84	-342.95
RMF430 [80]	0.153	-16.30	241.99	0.80	545.53	32.50	88.79	-12.19	56.26	-344.77
RMF431 [80]	0.153	-16.30	243.98	0.80	545.62	32.50	88.78	-12.36	55.71	-346.50
RMF432 [80]	0.153	-16.30	245.98	0.80	545.86	32.50	88.77	-12.53	55.19	-348.16
RMF433 [80]	0.153	-16.30	247.99	0.80	546.26	32.50	88.76	-12.70	54.68	-349.73
RMF434 [80]	0.153	-16.30	249.99	0.80	546.81	32.50	88.74	-12.87	54.19	-351.22
RSk1* [89]	0.160	-15.77	216.60	0.79	529.69	30.03	81.75	-7.42	66.77	-297.98
S271 [17]	0.148	-16.24	271.08	0.70	295.30	36.48	106.26	22.29	55.84	-499.50
SMFT1 [100]	0.158	-13.80	173.14	0.63	456.57	17.57	55.94	87.28	351.11	-100.85
SMFT2 [100]	0.162	-13.78	211.31	0.66	270.11	17.38	52.73	60.27	187.74	-188.71
SRK3M5 [101]	0.150	-16.00	299.86	0.55	-966.33	23.49	82.45	146.76	96.88	-613.65
SRK3M7 [101]	0.150	-16.00	299.95	0.75	363.93	28.73	79.69	-2.56	24.62	-384.00
VT [81]	0.153	-16.09	172.74	0.59	482.84	39.72	126.83	130.05	542.92	-276.41
$\sigma^3 + \sigma^4 + \omega_0^4$ models (type 3)										
BM-A [102]	0.179	-15.17	188.32	0.61	436.32	19.62	51.88	-18.05	-36.02	-209.14
BM-B [102]	0.156	-13.47	170.77	0.64	504.54	17.42	45.46	-15.61	-5.33	-154.06
BM-C [102]	0.142	-12.36	163.10	0.65	547.19	16.01	41.49	-14.20	7.05	-123.94
DJM [102]	0.172	-14.81	244.73	0.57	-147.54	20.21	62.95	32.66	-302.43	-383.00

Continued on next page

TABLE VII – continued from previous page

Model	ρ_0	E_0	K_0	m^*	K'	J	L_0	K_{sym}^0	Q_{sym}^0	$K_{\tau,v}^0$
DJM-C [102]	0.181	-15.67	329.44	0.54	-229.30	21.89	68.46	17.17	-468.73	-441.27
EMFT1 [100]	0.159	-13.56	166.12	0.59	-3.47	18.60	56.58	30.48	-165.49	-310.17
HD [103]	0.177	-16.22	284.18	0.67	101.75	35.69	105.93	44.58	93.60	-553.09
LB [103]	0.184	-15.26	316.76	0.59	51.67	31.92	96.73	27.18	-268.79	-537.44
MB [103]	0.190	-15.07	341.71	0.59	1375.71	32.49	89.97	-28.08	-32.74	-205.68
MS1 [104]	0.148	-15.75	249.97	0.60	161.37	35.00	106.75	38.56	-150.95	-533.03
MS3 [105]	0.148	-15.75	249.98	0.60	563.90	35.00	102.38	-0.20	-111.15	-383.52
NLSV1 [106]	0.149	-16.26	270.15	0.61	74.63	37.30	114.68	58.97	-27.80	-597.46
NLSV2 [106]	0.147	-16.23	291.65	0.62	174.88	36.76	111.52	39.50	-100.07	-562.74
PK1 [107]	0.148	-16.27	282.69	0.61	27.82	37.64	115.88	55.30	-87.79	-628.58
TM1 [108]	0.145	-16.26	281.16	0.63	285.22	36.89	110.79	33.62	-66.54	-518.75
TM2 [108]	0.132	-16.16	343.82	0.57	-265.60	35.98	113.03	56.07	-237.87	-709.40
TMA [109]	0.147	-16.02	318.15	0.63	572.12	30.66	90.14	10.75	-108.74	-367.99
Z271 [17]	0.148	-16.24	270.99	0.80	733.54	35.92	98.86	-16.40	49.00	-341.94
$\sigma^3 + \sigma^4 + \omega^4 +$ cross terms models (type 4)										
BKA20 [68]	0.146	-15.93	237.95	0.64	464.66	32.24	75.38	-15.04	198.38	-320.11
BKA22 [68]	0.147	-15.91	225.24	0.61	283.29	33.17	78.79	-8.80	134.05	-382.46
BKA24 [68]	0.147	-15.95	227.06	0.60	273.58	34.19	84.80	-14.95	112.40	-421.55
BSR1 [110]	0.148	-16.02	239.89	0.61	35.68	31.04	59.41	12.96	468.10	-334.65
BSR2 [110]	0.149	-16.03	239.93	0.61	48.06	31.50	62.02	-3.14	403.21	-362.81
BSR3 [110]	0.150	-16.09	230.55	0.60	114.72	32.74	70.45	-7.76	397.59	-395.42
BSR4 [110]	0.150	-16.08	238.57	0.61	-4.00	33.17	73.23	-20.71	420.06	-461.34
BSR5 [110]	0.151	-16.12	235.71	0.61	10.96	34.46	83.37	-14.16	346.84	-510.53
BSR6 [110]	0.149	-16.13	235.75	0.60	7.59	35.62	85.68	-49.55	352.00	-560.86
BSR7 [110]	0.149	-16.18	231.80	0.60	19.80	37.26	99.14	-16.97	198.47	-603.32
BSR8 [110]	0.147	-16.04	230.95	0.61	290.85	31.08	60.25	-0.74	238.23	-286.36
BSR9 [110]	0.147	-16.07	232.50	0.60	297.11	31.61	63.89	-11.32	202.86	-313.03
BSR10 [110]	0.147	-16.06	227.41	0.60	255.13	32.72	70.83	-16.51	205.04	-362.04
BSR11 [110]	0.147	-16.08	226.75	0.61	312.37	33.69	78.78	-24.72	172.54	-388.86
BSR12 [110]	0.147	-16.10	232.35	0.61	290.31	34.00	77.90	-44.23	324.15	-414.30
BSR13 [110]	0.147	-16.13	228.64	0.60	294.46	35.82	91.07	-41.68	138.98	-470.82
BSR14 [110]	0.147	-16.18	235.47	0.61	317.10	36.32	93.85	-41.95	112.53	-478.66
BSR15 [110]	0.146	-16.03	226.82	0.61	512.29	30.97	61.79	-21.36	128.26	-252.54
BSR16 [110]	0.146	-16.05	224.98	0.61	503.17	31.24	62.33	-24.17	152.29	-258.75
BSR17 [110]	0.146	-16.05	221.67	0.61	489.45	31.98	67.44	-31.58	176.65	-287.31
BSR18 [110]	0.146	-16.05	221.13	0.61	485.73	32.74	72.65	-42.24	199.39	-318.55
BSR19 [110]	0.147	-16.08	220.83	0.61	484.25	33.78	79.47	-50.13	194.70	-352.70
BSR20 [110]	0.146	-16.09	223.25	0.61	507.75	34.54	88.03	-39.90	82.74	-367.86
BSR21 [110]	0.145	-16.12	220.32	0.60	468.20	35.96	92.94	-46.01	67.45	-406.16
C1 [99]	0.146	-16.19	303.97	0.66	132.68	32.03	94.62	26.60	-11.72	-499.83
FSU-I [111]	0.148	-16.28	229.54	0.61	523.95	37.42	109.62	2.64	-101.71	-404.87
FSU-II [111]	0.148	-16.28	229.54	0.61	523.95	35.49	87.39	-68.37	156.81	-393.23
FSU-III [111]	0.148	-16.28	229.54	0.61	523.95	33.89	71.72	-74.40	398.23	-341.03

Continued on next page

TABLE VII – continued from previous page

Model	ρ_0	E_0	K_0	m^*	K'	J	L_0	K_{sym}^0	Q_{sym}^0	$K_{\tau,v}^0$
FSU-IV [111]	0.148	-16.28	229.54	0.61	523.95	31.43	52.16	-16.78	249.99	-210.68
FSU-V [111]	0.148	-16.28	229.54	0.61	523.95	30.96	49.46	5.37	79.77	-178.50
FSUGold [112]	0.148	-16.28	229.54	0.61	523.93	32.56	60.44	-51.40	425.72	-276.07
FSUGold4 [113]	0.147	-16.40	229.56	0.61	538.33	31.40	51.74	-16.49	253.33	-205.59
FSUGold5 [113]	0.148	-16.79	233.18	0.61	555.05	30.55	45.61	23.11	-91.83	-141.96
FSUGZ00 [114]	0.149	-16.03	240.00	0.61	47.74	31.43	62.16	-3.46	402.48	-364.05
FSUGZ03 [114]	0.147	-16.07	232.48	0.60	297.13	31.54	63.98	-11.66	203.43	-313.79
FSUGZ06 [114]	0.146	-16.05	225.06	0.61	503.17	31.18	62.42	-24.49	153.31	-259.47
G1 [99]	0.153	-16.14	214.83	0.63	361.91	there38.48	123.19	96.87	95.59	-434.73
G2 [99]	0.154	-16.07	214.77	0.66	438.68	36.39	100.67	-7.48	47.62	-405.89
G2* [115]	0.154	-16.07	214.77	0.66	438.68	30.39	69.68	-21.93	197.52	-297.69
HC [103]	0.169	-15.75	231.91	0.68	390.71	31.01	58.53	-99.04	933.54	-351.62
IU-FSU [116]	0.155	-16.40	231.33	0.61	290.28	31.30	47.21	28.53	370.71	-195.46
LA [103]	0.179	-15.46	301.59	0.60	145.52	33.48	78.67	-61.77	264.62	-495.82
MA [103]	0.179	-15.93	347.40	0.61	1279.91	32.39	71.47	-74.53	265.76	-240.04
NL3v1 [117]	0.148	-16.24	271.59	0.59	-204.06	36.07	101.25	0.69	129.02	-682.91
NL3v2 [117]	0.148	-16.24	271.59	0.59	-204.06	34.98	87.77	-46.15	442.19	-638.69
NL3v3 [117]	0.148	-16.24	271.59	0.59	-204.06	34.48	82.08	-56.12	632.86	-610.24
NL3v4 [117]	0.148	-16.24	271.59	0.59	-204.06	34.02	76.96	-59.87	819.51	-579.46
NL3v5 [117]	0.148	-16.24	271.59	0.59	-204.06	33.16	68.24	-52.95	1128.57	-513.65
NL3v6 [117]	0.148	-16.24	271.59	0.59	-204.06	32.39	61.14	-33.68	1323.38	-446.44
S271v1 [117]	0.148	-16.24	271.00	0.70	295.64	35.73	95.93	-44.06	-53.63	-514.99
S271v2 [117]	0.148	-16.24	271.00	0.70	295.64	35.06	86.87	-90.33	14.94	-516.79
S271v3 [117]	0.148	-16.24	271.00	0.70	295.64	34.42	78.86	-121.00	180.94	-508.12
S271v4 [117]	0.148	-16.24	271.00	0.70	295.64	33.83	71.76	-139.52	390.88	-491.78
S271v5 [117]	0.148	-16.24	271.00	0.70	295.64	33.27	65.44	-148.63	609.90	-469.88
S271v6 [117]	0.148	-16.24	271.00	0.70	295.64	32.74	59.81	-150.45	815.93	-444.07
SIG-OM [118]	0.149	-16.30	265.33	0.62	233.77	37.01	111.97	41.15	-48.89	-532.02
SVI-1 [119]	0.149	-16.30	263.90	0.62	490.57	37.05	116.54	95.84	208.24	-386.76
SVI-2 [119]	0.149	-16.31	271.49	0.62	455.15	37.04	116.05	91.36	199.04	-410.37
TM1* [120]	0.145	-16.34	281.53	0.63	541.57	36.89	101.76	-13.79	25.05	-428.61
XS [105]	0.148	-16.30	229.98	0.60	702.85	31.83	54.97	-28.80	128.26	-190.62
Z271* [115]	0.148	-16.24	270.96	0.80	733.47	40.25	83.57	-198.47	306.00	-473.66
Z271s1 [117]	0.148	-16.24	271.00	0.80	733.59	34.95	86.86	-64.86	144.67	-350.90
Z271s2 [117]	0.148	-16.24	271.00	0.80	733.59	34.08	76.62	-92.28	301.43	-344.61
Z271s3 [117]	0.148	-16.24	271.00	0.80	733.59	33.27	67.81	-104.58	457.51	-327.87
Z271s4 [117]	0.148	-16.24	271.00	0.80	733.59	32.53	60.18	-106.04	580.42	-304.23
Z271s5 [117]	0.148	-16.24	271.00	0.80	733.59	31.84	53.57	-99.81	655.09	-276.22
Z271s6 [117]	0.148	-16.24	271.00	0.80	733.59	31.20	47.81	-88.22	676.74	-245.65
Z271v1 [117]	0.148	-16.24	271.00	0.80	733.59	35.34	90.86	-66.37	-17.49	-365.58
Z271v2 [117]	0.148	-16.24	271.00	0.80	733.59	34.80	83.61	-104.84	15.41	-380.19
Z271v3 [117]	0.148	-16.24	271.00	0.80	733.59	34.54	80.23	-120.39	57.82	-384.59
Z271v4 [117]	0.148	-16.24	271.00	0.80	733.59	34.29	77.00	-133.76	112.71	-387.31

Continued on next page

TABLE VII – continued from previous page

Model	ρ_0	E_0	K_0	m^*	K'	J	L_0	K_{sym}^0	Q_{sym}^0	$K_{\tau,v}^0$
Z271v5 [117]	0.148	-16.24	271.00	0.80	733.59	34.04	73.90	-145.15	177.12	-388.52
Z271v6 [117]	0.148	-16.24	271.00	0.80	733.59	33.80	70.94	-154.74	248.50	-388.36
density dependent models (type 5)										
DD [121]	0.149	-16.02	239.99	0.56	-134.65	31.64	55.98	-95.30	576.86	-462.57
DD-F [122]	0.147	-16.04	223.32	0.56	758.73	31.63	56.00	-139.80	467.35	-285.54
DD-ME1 [123]	0.152	-16.20	244.72	0.58	-316.66	33.06	55.45	-101.05	705.59	-505.50
DD-ME2 [124]	0.152	-16.14	250.92	0.57	-478.75	32.30	51.25	-87.19	776.91	-492.45
DD2 [125]	0.149	-16.02	242.72	0.56	-168.65	31.67	55.04	-93.23	598.138	-461.69
PKDD [107]	0.150	-16.27	262.19	0.57	118.73	36.79	90.21	-80.55	24.36	-580.97
TW99 [31]	0.153	-16.25	240.27	0.55	539.79	32.77	55.31	-124.71	538.50	-332.32
point-coupling models (type 6)										
FA2 [126]	0.150	-16.03	287.24	0.60	812.70	33.53	99.38	-3.17	-245.96	-318.27
FA3 [126]	0.152	-16.02	275.79	0.68	487.11	29.69	29.09	-274.99	577.83	-398.14
FA4 [126]	0.152	-16.09	294.31	0.68	166.20	29.78	30.62	-257.95	730.06	-424.40
FZ0 [126]	0.140	-16.14	559.34	0.53	-2267.00	39.40	129.53	97.99	-551.13	-1204.15
FZ1 [126]	0.149	-15.95	381.37	0.70	-286.97	32.57	95.18	22.97	-10.73	-619.71
FZ2 [126]	0.150	-16.00	327.94	0.67	307.36	31.83	73.70	-102.07	-52.65	-475.19
FZ3 [126]	0.151	-15.93	294.71	0.74	364.21	29.93	33.93	-261.59	424.03	-423.24
FZ4 [126]	0.151	-15.85	302.83	0.74	136.60	30.00	36.61	-241.23	544.22	-444.36
PC-F1 [127]	0.151	-16.17	254.57	0.61	289.97	37.75	117.04	74.55	78.70	-494.39
PC-F3 [127]	0.151	-16.18	254.67	0.61	288.23	38.24	118.51	74.67	78.49	-502.28
VA2 [126]	0.149	-15.90	285.10	0.60	805.10	34.89	125.69	116.53	-376.72	-282.67
VA3 [126]	0.149	-16.07	298.68	0.63	100.92	39.22	186.06	401.48	-770.96	-652.02
VA4 [126]	0.151	-16.11	322.41	0.66	-668.03	34.56	125.32	190.20	50.99	-821.39
VZ0 [126]	0.145	-16.29	563.38	0.54	-2243.19	37.93	124.93	95.78	-571.95	-1151.19
VZ1 [126]	0.148	-15.86	379.55	0.70	-288.93	32.72	95.68	23.21	-9.55	-623.69
VZ2 [126]	0.149	-15.99	324.20	0.60	435.61	34.79	127.33	133.57	-390.54	-459.32
VZ3 [126]	0.150	-16.04	297.70	0.62	75.77	34.60	123.95	154.81	-195.99	-557.32
VZ4 [126]	0.151	-15.90	305.48	0.65	-286.33	32.70	97.38	62.70	335.81	-612.88
delta meson models (type 7)										
DD-ME δ [128]	0.152	-16.08	219.60	0.61	748.31	32.18	51.43	-124.96	843.03	-258.28
DDH δ [129]	0.153	-16.25	240.18	0.55	539.59	25.34	45.33	52.91	783.21	-117.22
GDFM [32]	0.178	-17.66	323.80	0.68	-2783.75	33.05	67.89	75.08	491.06	-915.98
NL δ [130]	0.160	-16.00	240.17	0.75	463.63	30.60	101.46	117.03	227.51	-295.86
NL3 δ [90]	0.148	-16.24	269.94	0.60	-198.33	37.67	149.98	393.86	1484.30	-616.21

Appendix C: Plus-Minus Table

TABLE VIII: Status of each RMF model: approved (+) or not (-) under SET2a and SET2b constraints. SET2a (SET2b): SM1, SM3a (SM3b), SM4, PNM1, MIX1a (MIX1b), MIX2a (MIX2b), MIX3 and MIX4.

Model	SM1	SM3a	SM3b	SM4	PNM1	MIX1a	MIX1b	MIX2a	MIX2b	MIX3	MIX4	Model	SM1	SM3a	SM3b	SM4	PNM1	MIX1a	MIX1b	MIX2a	MIX2b	MIX3	MIX4	
linear finite range models																								
H1	-	-	-	-	+	+	-	+	-	-	-	LZ	-	-	-	-	+	-	-	-	-	-	-	
L1	-	-	-	-	+	-	-	+	+	+	-	RMF201	-	-	-	-	+	+	+	+	-	-	-	
L2	-	-	-	-	-	-	-	+	+	+	-	RMF202	-	-	-	-	+	+	+	+	-	-	-	
L3	-	-	-	-	-	-	-	+	+	+	-	RMF203	-	-	-	-	+	+	+	+	-	-	-	
LBF	-	-	-	-	+	-	-	-	-	-	-	RMF204	-	-	-	-	+	+	+	+	-	-	-	
LHS	-	-	-	-	+	+	+	-	-	-	-	RMF205	-	-	-	-	+	+	+	+	-	-	-	
LW	-	-	-	-	+	-	-	+	+	+	-	RMF206	-	-	-	-	+	+	+	+	-	-	-	
$\sigma^3 + \sigma^4$ models																								
CS	-	-	-	-	-	-	-	-	-	+	-	NLZ2	-	-	-	-	-	-	-	-	-	-	-	
E	+	-	-	-	-	-	-	-	-	+	-	P-067	+	-	-	+	+	-	-	-	-	-	+	-
ER	+	-	-	-	-	-	-	-	-	+	-	P-070	+	-	-	+	+	-	-	-	-	-	+	-
FAMA1	+	-	-	-	-	-	-	-	-	+	-	P-075	-	-	-	-	+	-	-	-	-	-	+	-
FAMA2	+	-	-	-	+	-	-	-	-	+	-	P-080	+	+	+	+	+	-	-	+	-	+	-	
FAMA3	+	-	-	-	+	-	-	-	-	+	-	Q1	+	-	-	-	-	-	-	-	-	+	-	
FAMA4	-	-	-	-	+	-	-	-	-	-	-	RMF301	+	+	+	+	+	+	+	+	-	-	-	
FAMA5	-	-	-	-	+	-	-	-	-	-	-	RMF302	+	+	+	+	+	+	+	+	-	-	-	
FAMB1	+	-	-	+	+	-	-	+	-	-	-	RMF303	+	+	+	+	+	+	+	+	-	-	-	
FAMB2	+	-	-	+	+	-	-	+	-	-	-	RMF304	+	+	+	+	+	+	+	+	-	-	-	
FAMB3	+	-	-	+	+	-	-	+	-	+	-	RMF305	+	+	+	+	+	+	+	+	-	-	-	
FAMB4	-	-	-	+	+	-	-	+	-	+	-	RMF306	+	+	+	+	+	+	+	+	-	-	-	
FAMB5	-	-	-	-	+	-	-	+	-	+	-	RMF307	+	+	+	+	+	+	+	+	-	-	-	
FAMC1	+	-	-	+	-	+	-	+	-	-	-	RMF308	+	+	+	+	+	+	+	+	-	-	-	
FAMC2	+	-	-	+	-	+	-	+	-	-	-	RMF309	+	+	+	+	+	+	+	+	-	-	-	
FAMC3	+	-	-	+	-	+	-	+	-	-	-	RMF310	+	+	+	+	+	+	+	+	-	-	-	

Continued on next page

TABLE VIII – continued from previous page

Model	SM1	SM3a	SM3b	SM4	PNM1	MIX1a	MIX1b	MIX2a	MIX2b	MIX3	MIX4	Model	SM1	SM3a	SM3b	SM4	PNM1	MIX1a	MIX1b	MIX2a	MIX2b	MIX3	MIX4
FAMC4	-	-	-	+	-	+	-	+	-	-	-	RMF311	+	+	+	+	+	+	+	+	-	-	-
FAMC5	-	-	-	-	+	+	-	+	-	+	-	RMF312	+	+	+	+	+	+	+	+	-	-	-
GL1	+	-	-	+	-	+	+	+	-	-	-	RMF313	+	+	+	+	+	+	+	+	-	-	-
GL2	+	+	+	+	-	+	+	+	-	-	-	RMF314	+	+	+	+	+	+	+	+	-	-	-
GL3	+	+	+	+	-	+	+	+	-	-	-	RMF315	+	+	+	+	+	+	+	+	-	-	-
GL4	+	-	-	+	+	+	+	+	-	-	-	RMF316	+	+	+	+	+	+	+	+	-	-	-
GL5	+	+	+	+	+	+	+	+	-	-	-	RMF317	+	+	+	+	+	+	+	+	-	-	-
GL6	+	+	+	+	+	+	+	+	-	-	-	RMF401	+	+	-	+	-	+	+	+	-	-	-
GL7	-	+	-	+	+	+	+	+	-	+	-	RMF402	+	+	-	+	-	+	+	+	-	-	-
GL8	-	+	-	+	+	+	+	+	-	-	-	RMF403	+	+	-	+	-	+	+	+	-	-	-
GL82	-	+	-	+	+	-	-	+	-	+	-	RMF404	+	+	-	+	-	+	+	+	-	-	-
GL9	+	+	+	+	-	+	+	+	-	-	-	RMF405	+	+	-	+	-	+	+	+	-	-	-
GM1	-	-	-	-	+	+	+	+	-	+	-	RMF406	+	+	+	+	+	+	+	+	-	-	-
GM2	-	+	-	+	+	+	+	+	-	-	-	RMF407	+	+	-	+	-	+	+	+	-	-	-
GM3	+	+	+	+	+	+	+	+	-	-	-	RMF408	+	+	-	+	-	+	+	+	-	-	-
GPS	-	+	-	+	+	+	+	+	-	-	-	RMF409	+	+	-	+	-	+	+	+	-	-	-
Hybrid	+	-	-	-	-	-	-	-	-	+	-	RMF410	+	+	-	+	-	+	+	+	-	-	-
MS2	+	-	-	-	+	+	+	+	-	+	-	RMF411	+	+	+	+	-	+	+	+	-	-	-
NL-VT1	-	-	-	-	-	-	-	-	-	-	-	RMF412	+	+	+	+	-	+	+	+	-	-	-
NL06	+	-	-	-	-	-	-	-	-	+	-	RMF413	+	+	+	+	-	+	+	+	-	-	-
NL065	+	-	-	-	+	-	-	-	-	+	-	RMF414	+	+	+	+	-	+	+	+	-	-	-
NL07	-	-	-	+	+	-	-	+	-	+	-	RMF415	+	+	+	+	-	+	+	+	-	-	-
NL075	-	+	-	+	+	-	-	+	-	+	-	RMF416	+	+	+	+	-	+	+	+	-	-	-
NL1	+	-	-	-	+	-	-	-	-	+	-	RMF417	+	+	+	+	-	+	+	+	-	-	-
NL1J4	+	-	-	-	-	-	-	-	-	+	-	RMF418	+	+	+	+	-	+	+	+	-	-	-
NL1J5	+	-	-	-	+	-	-	-	-	-	-	RMF419	+	+	+	+	-	+	+	+	-	-	-
NL2	-	-	-	-	+	-	-	-	-	-	-	RMF420	+	+	+	+	-	+	+	+	-	-	-
NL3	-	-	-	-	+	-	-	-	-	+	-	RMF421	+	+	+	+	-	+	+	+	-	-	-
NL3-II	-	-	-	-	+	-	-	-	-	-	-	RMF422	+	+	+	+	-	+	+	+	-	-	-

Continued on next page

TABLE VIII – continued from previous page

Model	SM1	SM3a	SM3b	SM4	PNM1	MIX1a	MIX1b	MIX2a	MIX2b	MIX3	MIX4	Model	SM1	SM3a	SM3b	SM4	PNM1	MIX1a	MIX1b	MIX2a	MIX2b	MIX3	MIX4
NL3*	+	-	-	-	+	-	-	-	-	+	-	RMF423	+	+	+	+	-	+	+	+	-	-	-
NL4	-	-	-	-	+	-	-	+	-	+	-	RMF424	+	+	+	+	+	+	+	+	-	-	-
NLB	-	-	-	-	+	+	+	+	-	-	-	RMF425	+	+	+	+	+	+	+	+	-	-	-
NLB1	-	-	-	-	+	+	+	+	-	+	-	RMF426	+	+	+	+	+	+	+	+	-	-	-
NLB2	+	-	-	-	-	+	+	+	-	-	-	RMF427	+	+	+	+	+	+	+	+	-	-	-
NLC	+	-	-	-	-	+	-	+	-	+	-	RMF428	+	+	+	+	+	+	+	+	-	-	-
NLD	-	-	-	-	+	+	+	+	-	+	-	RMF429	+	+	+	+	+	+	+	+	-	-	-
NLM	+	-	-	+	-	+	+	+	-	-	-	RMF430	+	+	+	+	+	+	+	+	-	-	-
NLM2	+	-	-	+	-	+	+	+	-	-	-	RMF431	+	+	+	+	+	+	+	+	-	-	-
NLM3	+	+	-	+	-	+	+	+	-	-	-	RMF432	+	+	+	+	+	+	+	+	-	-	-
NLM4	-	-	-	-	+	+	+	+	-	+	-	RMF433	+	+	+	+	+	+	+	+	-	-	-
NLM5	+	-	-	-	-	+	+	+	-	+	-	RMF434	+	+	+	+	+	+	+	+	-	-	-
NLM6	+	-	-	+	+	-	-	-	-	-	-	RSk1*	+	+	+	+	-	+	+	+	-	-	-
NLRA	-	-	-	-	+	-	-	-	-	-	-	S271	-	-	-	+	+	-	-	+	-	+	-
NLRA1	-	-	-	-	+	-	-	-	-	-	-	SMFT1	-	-	-	-	-	-	-	+	+	-	-
NLrho	+	+	+	+	+	+	+	+	-	-	-	SMFT2	+	-	-	-	-	-	-	+	+	-	-
NLS	+	-	-	-	+	-	-	-	-	-	-	SRK3M5	-	-	-	-	-	-	-	+	-	+	-
NLSH	-	-	-	-	+	-	-	+	-	-	-	SRK3M7	-	+	-	+	+	+	-	+	+	-	-
NLZ	-	-	-	-	-	-	-	-	-	-	-	VT	-	-	-	-	-	-	-	-	-	-	-
$\sigma^3 + \sigma^4 + \omega^4$ models																							
BM-A	-	+	+	+	-	-	-	+	+	-	-	MS1	+	+	-	+	+	+	+	+	-	+	-
BM-B	-	-	-	+	-	-	-	+	+	-	-	MS3	+	+	+	+	+	+	+	+	-	-	-
BM-C	-	-	-	-	-	-	-	+	+	-	-	NLSV1	+	-	-	-	+	-	-	+	-	+	-
DJM	+	-	-	-	-	-	-	+	+	-	-	NLSV2	-	-	-	-	+	-	-	+	-	+	-
DJM-C	-	-	-	-	-	-	-	+	+	+	-	PK1	-	-	-	-	+	-	-	-	-	+	-
EMFT1	-	+	+	+	-	-	-	+	+	-	-	TM1	-	+	-	+	+	-	-	+	-	+	-
HD	-	-	-	-	+	-	-	+	-	+	-	TM2	-	-	-	-	+	-	-	+	-	-	-
LB	-	-	-	-	+	+	+	+	-	+	-	TMA	-	+	-	+	+	+	+	+	-	-	-
MB	-	+	-	-	-	+	+	+	-	-	-	Z271	-	+	+	+	+	-	-	+	-	-	-

Continued on next page

TABLE VIII – continued from previous page

Model	SM1	SM3a	SM3b	SM4	PNM1	MIX1a	MIX1b	MIX2a	MIX2b	MIX3	MIX4	Model	SM1	SM3a	SM3b	SM4	PNM1	MIX1a	MIX1b	MIX2a	MIX2b	MIX3	MIX4
$\sigma^3 + \sigma^4 + \omega^4 +$ mixing terms models																							
BKA20	+	+	+	+	+	+	+	+	+	-	+	G2	+	+	+	+	+	-	-	+	-	+	-
BKA22	+	+	+	+	+	+	+	+	+	-	+	G2*	+	+	+	+	+	+	+	+	+	-	+
BKA24	+	+	+	+	+	+	+	+	-	+	+	HC	+	-	-	-	+	+	+	+	+	-	+
BSR1	+	-	-	-	+	+	+	+	+	-	+	IU-FSU	+	+	-	+	+	+	+	+	+	-	+
BSR2	+	-	-	-	+	+	+	+	+	-	+	LA	-	-	-	-	+	+	+	+	+	+	+
BSR3	+	-	-	-	+	+	+	+	+	-	+	MA	-	+	-	-	-	+	+	+	+	-	+
BSR4	+	-	-	-	+	+	+	+	+	+	+	NL3v1	-	-	-	-	+	-	-	+	-	+	-
BSR5	+	-	-	-	+	+	+	+	-	+	+	NL3v2	-	-	-	-	+	+	+	+	-	+	-
BSR6	+	-	-	-	+	-	-	+	-	+	+	NL3v3	-	-	-	-	+	+	+	+	-	+	+
BSR7	+	-	-	-	+	-	-	+	-	+	-	NL3v4	-	-	-	-	+	+	+	+	+	+	+
BSR8	+	+	+	+	+	+	+	+	+	-	+	NL3v5	-	-	-	-	+	+	+	+	+	+	+
BSR9	+	+	+	+	+	+	+	+	+	-	+	NL3v6	-	-	-	-	+	+	+	+	+	+	+
BSR10	+	+	+	+	+	+	+	+	+	-	+	S271v1	-	-	-	+	+	-	-	+	-	+	-
BSR11	+	+	+	+	+	+	+	+	+	-	+	S271v2	-	-	-	+	+	-	-	+	-	+	-
BSR12	+	+	+	+	+	+	+	+	+	+	+	S271v3	-	-	-	+	+	+	+	+	+	+	+
BSR13	+	+	+	+	+	-	-	+	-	+	-	S271v4	-	-	-	+	+	+	+	+	+	+	+
BSR14	+	+	+	+	+	-	-	+	-	+	-	S271v5	-	-	-	+	+	+	+	+	+	+	+
BSR15	+	+	+	+	+	+	+	+	+	-	+	S271v6	-	-	-	+	+	+	+	+	+	+	+
BSR16	+	+	+	+	+	+	+	+	+	-	+	SIG-OM	+	-	-	-	+	-	-	+	-	+	-
BSR17	+	+	+	+	+	+	+	+	+	-	+	SVI-1	+	-	-	-	+	-	-	-	-	-	-
BSR18	+	+	+	+	+	+	+	+	+	-	+	SVI-2	-	-	-	-	+	-	-	-	-	+	-
BSR19	+	+	+	+	+	+	+	+	+	-	+	TM1*	-	+	+	+	+	-	-	+	-	+	-
BSR20	+	+	+	+	+	+	+	+	-	-	-	XS	+	+	+	+	-	+	+	+	+	-	+
BSR21	+	+	+	+	+	-	-	+	-	+	-	Z271*	-	+	+	+	+	-	-	+	-	+	+
C1	-	-	-	-	+	+	+	+	-	+	-	Z271s1	-	+	+	+	+	+	+	+	-	-	-
FSU-I	+	+	+	+	+	-	-	+	-	+	-	Z271s2	-	+	+	+	+	+	+	+	+	-	+
FSU-II	+	+	+	+	+	-	-	+	-	-	-	Z271s3	-	+	+	+	+	+	+	+	+	-	+
FSU-III	+	+	+	+	+	+	+	+	+	-	+	Z271s4	-	+	+	+	+	+	+	+	+	-	+

Continued on next page

TABLE VIII – continued from previous page

Model	SM1	SM3a	SM3b	SM4	PNM1	MIX1a	MIX1b	MIX2a	MIX2b	MIX3	MIX4	Model	SM1	SM3a	SM3b	SM4	PNM1	MIX1a	MIX1b	MIX2a	MIX2b	MIX3	MIX4
FSU-IV	+	+	+	+	+	+	+	+	+	-	+	Z271s5	-	+	+	+	+	+	+	+	+	-	+
FSU-V	+	+	+	+	-	+	+	+	+	-	+	Z271s6	-	+	+	+	+	+	+	+	+	-	+
FSUGold	+	+	+	+	+	+	+	+	+	-	+	Z271v1	-	+	+	+	+	-	-	+	-	-	-
FSUGold4	+	+	+	+	+	+	+	+	+	-	+	Z271v2	-	+	+	+	+	+	+	+	-	-	-
FSUGold5	+	+	+	+	-	+	+	+	+	-	+	Z271v3	-	+	+	+	+	+	+	+	-	-	-
FSUGZ00	+	-	-	-	+	+	+	+	+	-	+	Z271v4	-	+	+	+	+	+	+	+	+	-	+
FSUGZ03	+	+	+	+	+	+	+	+	+	-	+	Z271v5	-	+	+	+	+	+	+	+	+	-	+
FSUGZ06	+	+	+	+	+	+	+	+	+	-	+	Z271v6	-	+	+	+	+	+	+	+	+	-	+
G1	+	-	-	+	-	-	-	-	-	+	-												
density dependent models																							
DD	+	-	-	-	+	+	+	+	+	+	+	DD2	+	-	-	-	+	+	+	+	+	+	+
DD-F	+	+	+	+	+	+	+	+	+	-	+	PKDD	+	-	-	-	+	-	-	+	-	+	-
DD-ME1	+	-	-	-	+	+	+	+	+	+	+	TW99	+	+	+	+	+	+	+	+	+	-	+
DD-ME2	+	-	-	-	+	+	+	+	+	+	+												
point-coupling models																							
FA2	-	-	-	+	+	+	+	+	-	-	-	PC-F3	+	-	-	-	+	-	-	-	-	+	-
FA3	-	+	-	+	+	+	-	+	-	-	+	VA2	-	-	-	+	+	+	+	-	-	-	-
FA4	-	-	-	-	+	+	-	+	+	+	+	VA3	-	-	-	-	-	-	-	-	-	+	-
FZ0	-	-	-	-	+	-	-	-	-	-	-	VA4	-	-	-	-	+	+	+	-	-	-	-
FZ1	-	-	-	-	+	+	+	+	-	+	-	VZ0	-	-	-	-	+	-	-	-	-	-	-
FZ2	-	+	-	-	+	+	+	+	+	+	+	VZ1	-	-	-	-	+	+	+	+	-	+	-
FZ3	-	-	-	-	+	+	-	+	+	+	+	VZ2	-	-	-	-	+	+	+	-	-	+	-
FZ4	-	-	-	-	+	+	+	+	+	+	+	VZ3	-	-	-	-	+	+	+	-	-	+	-
PC-F1	+	-	-	-	+	-	-	-	-	+	-	VZ4	-	-	-	-	+	+	+	+	-	+	-
delta meson models																							
DD-ME δ	+	+	+	+	+	+	+	+	+	-	+	NL δ	+	+	+	+	-	+	+	+	-	+	-
DDH δ	+	+	+	+	+	+	-	+	+	-	+	NL3 δ	+	-	-	-	-	-	-	-	-	-	-
GDFM	-	-	-	-	-	+	+	+	+	-	+												

Appendix D: Deviation Table

TABLE IX: List of the RMF parameterizations and their compliance with macroscopic constraints used in this work. For SM1 and MIX1-4 we give the standard deviation; the constraint is satisfied if the standard deviation is less or equal to one. For SM3, SM4, and PNM1 we give the fraction of the full density range in % in which the constraint is not satisfied. A letter L (H) indicates that the RMF prediction starts to fail at the beginning (end) of the density range. No letter indication means that the model fails in the middle of the density range. For models that fail in 100% of the range, the letter U (D) indicates that its curve is above (below) the band defined by the constraint. For more details see the text.

Model	SM1	SM3a(%)	SM3b(%)	SM4(%)	PNM1(%)	MIX1a	MIX1b	MIX2a	MIX2b	MIX3	MIX4
linear finite range models											
H1	7.92	100U	100U	100U	0	-0.81	-2.63	0.41	1.34	-1.56	-1.62
L1	9.89	100U	100U	100U	0	-1.66	-4.33	0.13	0.83	-0.61	-1.69
L2	8.71	100U	100U	100U	58.6H	-2.19	-5.37	-0.03	0.55	-0.28	-1.69
L3	9.86	100U	100U	100U	75.6H	-2.23	-5.46	-0.01	0.58	-0.34	-1.77
LBF	8.85	100U	100U	100U	0	3.38	5.77	1.82	3.88	-5.71	-1.62
LHS	7.95	100U	100U	100U	0	1.00	1.00	1.01	2.42	-3.37	-1.62
LW	7.89	100U	100U	100U	.4L	-1.58	-4.16	0.10	0.78	-0.52	-1.54
LZ	8.91	100U	100U	100U	0	3.77	6.54	1.95	4.12	-6.14	-1.62
RMF201	8.66	100U	100U	100U	0	0.50	0.00	0.85	2.13	-2.82	-1.62
RMF202	8.52	100U	100U	100U	0	0.50	0.00	0.85	2.13	-2.83	-1.62
RMF203	8.38	100U	100U	100U	0	0.50	0.00	0.85	2.13	-2.84	-1.62
RMF204	8.24	100U	100U	100U	0	0.50	0.00	0.85	2.13	-2.85	-1.62
RMF205	8.10	100U	100U	100U	0	0.50	0.00	0.85	2.12	-2.85	-1.62
RMF206	7.96	100U	100U	100U	0	0.50	0.00	0.84	2.12	-2.86	-1.62
$\sigma^3 + \sigma^4$ models											
CS	-1.07	100U	100U	54.6H	39.2	2.18	3.36	1.36	3.06	0.69	-1.54
E	-0.21	100U	100U	71.4H	36.0	1.72	2.43	1.21	2.78	-0.51	-1.54
ER	-0.24	100U	100U	67.8H	13.2	1.88	2.77	1.26	2.86	-0.45	-1.54
FAMA1	-0.75	100U	100U	45.6H	50.2	1.60	2.20	1.12	2.62	0.82	-1.54
FAMA2	-0.12	100U	100U	58.3H	0	1.60	2.20	1.12	2.61	-0.01	-1.54
FAMA3	0.50	100U	100U	73.8H	0	1.60	2.20	1.11	2.60	-0.63	-1.54
FAMA4	1.13	100U	100U	89.9H	0	1.60	2.20	1.11	2.59	-1.09	-1.54
FAMA5	1.75	100U	100U	100U	0	1.60	2.20	1.10	2.58	-1.45	-1.54
FAMB1	-0.75	8.0H	36.4H	0	0	1.40	1.80	0.85	2.14	1.70	-1.38
FAMB2	-0.12	9.3H	39.9H	0	0	1.40	1.80	0.85	2.13	1.03	-1.38
FAMB3	0.50	11.6H	17.6L/51.1H	0	0	1.40	1.80	0.84	2.12	0.54	-1.38
FAMB4	1.13	8.5L/14.4H	26.2L/63.7H	0	0	1.40	1.80	0.84	2.11	0.19	-1.38
FAMB5	1.75	15.4L/17.3H	100U	2.9L/19.2/39.2H	0	1.40	1.80	0.84	2.11	-0.06	-1.38
FAMC1	-0.75	8.0H	36.4H	0	82.2H	-0.40	-1.80	0.25	1.06	2.24	-1.31
FAMC2	-0.12	9.3H	39.9H	0	77.6H	-0.40	-1.80	0.25	1.05	1.73	-1.31
FAMC3	0.50	11.6H	17.6L/51.1H	0	70.6H	-0.40	-1.80	0.24	1.04	1.36	-1.31
FAMC4	1.13	8.5L/14.4H	26.2L/63.7H	0	45.6	-0.40	-1.80	0.24	1.03	1.10	-1.31
FAMC5	1.75	15.4L/17.3H	100U	2.9L/19.2/39.2H	0	-0.40	-1.80	0.24	1.03	0.90	-1.31

Continued on next page

TABLE IX – continued from previous page

Model	SM1	SM3a(%)	SM3b(%)	SM4(%)	PNM1(%)	MIX1a	MIX1b	MIX2a	MIX2b	MIX3	MIX4
GL1	-0.75	13.1H	38.7H	0	75.0H	0.50	0.00	0.55	1.59	2.05	-1.38
GL2	-0.75	0	0	0	75.0H	0.50	0.00	0.48	1.46	1.92	-1.31
GL3	-0.75	0	0	0	75.8H	0.50	0.00	0.42	1.36	1.77	-1.23
GL4	0.50	17.3H	19.6L/57.4H	0	0	0.50	0.00	0.54	1.57	1.02	-1.38
GL5	0.50	0	2.3L	0	0	0.50	0.00	0.47	1.45	1.14	-1.31
GL6	0.50	0	0	0	0	0.50	0.00	0.42	1.35	1.33	-1.23
GL7	1.75	3.5L	17.2L	3.7L/1.0	0	0.50	0.00	0.46	1.44	0.79	-1.31
GL8	1.75	0	7.5L	1.0L	0	0.50	0.00	0.41	1.34	1.22	-1.23
GL82	1.39	0	6.5L	0	0	1.25	1.49	0.70	1.85	0.63	-1.31
GL9	-0.50	0	0	0	70.8H	0.50	0.00	0.44	1.40	1.66	-1.31
GM1	1.76	17.3L/23.3H	100U	100U	0	0.50	0.01	0.53	1.56	0.48	-1.38
GM2	1.75	0	11.5L	1.6L/.8	0	0.50	0.00	0.43	1.37	1.02	-1.23
GM3	0.25	0	0	0	0	0.50	0.00	0.44	1.39	1.31	-1.23
GPS	1.74	0	6.3L	0	0	0.50	0.00	0.41	1.34	1.18	-1.23
Hybrid	0.00	100U	100U	63.7H	42.2	1.46	1.92	1.08	2.54	-0.09	-1.54
MS2	0.50	100U	100U	74.3H	0	1.00	1.00	0.91	2.24	-0.33	-1.54
NL-VT1	-1.27	100U	100U	37.2H	60.2	1.81	2.61	1.19	2.75	1.75	-1.54
NL06	-0.87	100U	100U	40.3H	37.8	1.87	2.73	1.20	2.77	1.00	-1.54
NL065	0.67	100U	100U	37.2H	0	1.80	2.59	1.06	2.51	0.00	-1.46
NL07	1.16	8.9L/15.8H	26.5L/65.2H	0	0	1.70	2.41	0.94	2.29	0.12	-1.38
NL075	1.28	0	12.4L	0	0	1.79	2.58	0.90	2.22	0.34	-1.31
NL1	-0.47	100U	100U	70.8H	0	2.69	4.38	1.56	3.40	-0.84	-1.54
NL1J4	-0.46	100U	100U	72.7H	47.2	2.00	3.00	1.33	3.00	-0.58	-1.54
NL1J5	-0.46	100U	100U	72.7H	0	4.00	7.00	2.00	4.20	-1.78	-1.54
NL2	4.23	100U	100U	100U	0	2.77	4.54	1.33	2.99	-1.53	-1.46
NL3	1.04	100U	100U	88.5H	0	1.48	1.96	1.08	2.54	-0.99	-1.54
NL3-II	1.04	100U	100U	90.1H	0	1.54	2.08	1.10	2.59	-1.09	-1.54
NL3*	0.71	100U	100U	82.7H	0	1.74	2.47	1.17	2.71	-0.92	-1.54
NL4	1.01	100U	100U	86.8H	0	1.25	1.50	1.00	2.40	-0.81	-1.54
NLB	4.78	100U	100U	100U	0	1.00	1.00	0.85	2.13	-1.55	-1.46
NLB1	1.26	100U	100U	100U	0	0.61	0.22	0.72	1.90	-0.19	-1.46
NLB2	0.39	100U	100U	100U	68.0H	0.62	0.24	0.92	2.25	-1.37	-1.62
NLC	-0.14	100U	100U	37.2H	25.8	1.00	1.01	0.84	2.12	0.75	-1.46
NLD	2.83	23.1L/27.2H	100U	100U	0	1.00	1.00	0.70	1.86	-0.16	-1.38
NLM	-0.75	21.0H	45.5H	0	74.0H	0.00	-1.00	0.38	1.28	2.15	-1.31
NLM2	-0.75	19.4H	41.6H	0	81.4H	0.00	-1.00	0.38	1.28	2.37	-1.31
NLM3	-0.75	2.7H	33.7H	0	81.0H	0.00	-1.00	0.39	1.30	2.11	-1.38
NLM4	1.75	21.4L/35.0H	100U	100U	0	0.00	-1.00	0.36	1.25	0.71	-1.31
NLM5	-0.75	100U	100U	82.5H	83.4H	0.00	-1.00	0.74	1.93	-0.01	-1.62
NLM6	-0.75	21.0H	45.5H	0	0	2.00	3.00	1.04	2.48	1.55	-1.38
NLRA	2.26	100U	100U	100U	0	1.78	2.56	1.09	2.56	-1.22	-1.46
NLRA1	1.38	100U	100U	1.7L/98.3H	0	1.29	1.58	1.01	2.42	-1.06	-1.54
NLrho	0.27	0	2.7L	0	0	0.07	-0.85	0.32	1.18	1.39	-1.31

Continued on next page

TABLE IX – continued from previous page

Model	SM1	SM3a(%)	SM3b(%)	SM4(%)	PNM1(%)	MIX1a	MIX1b	MIX2a	MIX2b	MIX3	MIX4
NLS	0.82	100U	100U	80.6H	0	2.41	3.83	1.37	3.06	-1.16	-1.54
NLSH	3.14	100U	100U	100U	0	1.23	1.45	0.97	2.35	-1.63	-1.54
NLZ	-1.43	100U	100U	49.7H	43.0	2.34	3.69	1.42	3.16	1.43	-1.54
NLZ2	-1.44	100U	100U	49.9H	72.6	1.80	2.60	1.24	2.83	1.58	-1.54
P-067	0.04	16.2L/62.3H	100U	0	0	2.21	3.43	1.16	2.69	0.54	-1.38
P-070	0.38	2.1L/33.5H	28.5L/70.8H	0	0	2.37	3.74	1.16	2.69	0.28	-1.38
P-075	1.03	5.3L	18.7L/16.7H	19.0L/5.0	0	2.59	4.18	1.14	2.66	0.11	-1.31
P-080	0.75	0	3.0L	0	0	1.93	2.85	0.88	2.19	0.67	-1.31
Q1	0.30	100U	100U	69.5H	26.6	1.29	1.58	1.02	2.43	-0.29	-1.54
RMF301	0.60	0	0	0	0	0.50	0.00	0.44	1.39	1.18	-1.31
RMF302	0.49	0	0	0	0	0.50	0.00	0.44	1.39	1.23	-1.23
RMF303	0.47	0	0	0	0	0.50	0.00	0.44	1.38	1.24	-1.23
RMF304	0.45	0	0	0	0	0.50	0.00	0.43	1.38	1.25	-1.23
RMF305	0.41	0	0	0	0	0.50	0.00	0.43	1.38	1.27	-1.23
RMF306	0.37	0	0	0	0	0.50	0.00	0.43	1.38	1.29	-1.23
RMF307	0.35	0	0	0	0	0.50	0.00	0.43	1.37	1.30	-1.23
RMF308	0.32	0	0	0	0	0.50	0.00	0.43	1.37	1.31	-1.23
RMF309	0.28	0	0	0	0	0.50	0.00	0.43	1.37	1.33	-1.23
RMF310	0.22	0	0	0	0	0.50	0.00	0.42	1.36	1.36	-1.23
RMF311	0.20	0	0	0	0	0.50	0.00	0.42	1.36	1.37	-1.23
RMF312	0.18	0	0	0	0	0.50	0.00	0.42	1.36	1.38	-1.23
RMF313	0.13	0	0	0	0	0.50	0.00	0.42	1.36	1.40	-1.23
RMF314	0.11	0	0	0	0	0.50	0.00	0.42	1.36	1.41	-1.23
RMF315	0.10	0	0	0	0	0.50	0.00	0.42	1.36	1.41	-1.23
RMF316	0.09	0	0	0	0	0.50	0.00	0.42	1.36	1.42	-1.23
RMF317	0.07	0	0	0	0	0.50	0.00	0.42	1.35	1.43	-1.23
RMF401	0.00	.4H	34.2H	0	52.8	0.50	0.00	0.53	1.55	1.37	-1.31
RMF402	0.05	.5H	34.6H	0	49.2	0.50	0.00	0.53	1.55	1.33	-1.31
RMF403	0.00	0	21.7H	0	49.8	0.50	0.00	0.51	1.53	1.38	-1.31
RMF404	0.05	0	22.1H	0	45.6	0.50	0.00	0.51	1.52	1.34	-1.31
RMF405	0.10	0	22.5H	0	41.2	0.50	0.00	0.51	1.52	1.31	-1.31
RMF406	0.10	0	0	0	0	0.50	0.00	0.44	1.39	1.37	-1.31
RMF407	0.00	0	8.2H	0	46.6	0.50	0.00	0.50	1.50	1.38	-1.31
RMF408	0.05	0	8.7H	0	42.0	0.50	0.00	0.50	1.50	1.35	-1.31
RMF409	0.10	0	9.3H	0	37.0	0.50	0.00	0.50	1.50	1.32	-1.31
RMF410	0.15	0	9.8H	0	31.2	0.50	0.00	0.50	1.50	1.29	-1.31
RMF411	0.00	0	0	0	43.6	0.50	0.00	0.49	1.48	1.38	-1.31
RMF412	0.05	0	0	0	38.2	0.50	0.00	0.49	1.48	1.35	-1.31
RMF413	0.10	0	0	0	32.4	0.50	0.00	0.49	1.47	1.32	-1.31
RMF414	0.15	0	0	0	25.0	0.50	0.00	0.49	1.47	1.30	-1.31
RMF415	0.00	0	0	0	40.0	0.50	0.00	0.47	1.45	1.39	-1.31
RMF416	0.05	0	0	0	34.2	0.50	0.00	0.47	1.45	1.36	-1.31
RMF417	0.10	0	0	0	27.0	0.50	0.00	0.47	1.45	1.33	-1.31

Continued on next page

TABLE IX – continued from previous page

Model	SM1	SM3a(%)	SM3b(%)	SM4(%)	PNM1(%)	MIX1a	MIX1b	MIX2a	MIX2b	MIX3	MIX4
RMF418	0.15	0	0	0	16.8	0.50	0.00	0.47	1.45	1.31	-1.31
RMF419	0.00	0	0	0	36.2	0.50	0.00	0.46	1.43	1.39	-1.31
RMF420	0.05	0	0	0	29.2	0.50	0.00	0.46	1.43	1.37	-1.31
RMF421	0.10	0	0	0	19.6	0.50	0.00	0.46	1.43	1.34	-1.31
RMF422	0.00	0	0	0	31.4	0.50	0.00	0.45	1.41	1.40	-1.31
RMF423	0.05	0	0	0	22.2	0.50	0.00	0.45	1.41	1.37	-1.31
RMF424	0.40	0	0	0	0	0.50	0.00	0.43	1.37	1.30	-1.23
RMF425	0.45	0	0	0	0	0.50	0.00	0.43	1.37	1.29	-1.23
RMF426	0.50	0	0	0	0	0.50	0.00	0.43	1.37	1.27	-1.23
RMF427	0.15	0	0	0	0	0.50	0.00	0.42	1.35	1.41	-1.23
RMF428	0.20	0	0	0	0	0.50	0.00	0.42	1.35	1.39	-1.23
RMF429	0.25	0	0	0	0	0.50	0.00	0.42	1.35	1.38	-1.23
RMF430	0.30	0	0	0	0	0.50	0.00	0.42	1.35	1.37	-1.23
RMF431	0.35	0	0	0	0	0.50	0.00	0.42	1.35	1.36	-1.23
RMF432	0.40	0	0	0	0	0.50	0.00	0.42	1.35	1.35	-1.23
RMF433	0.45	0	0	0	0	0.50	0.00	0.42	1.35	1.34	-1.23
RMF434	0.50	0	0	0	0	0.50	0.00	0.42	1.35	1.33	-1.23
RSk1*	-0.34	0	0	0	50.8	0.01	-0.99	0.26	1.07	1.68	-1.23
S271	1.03	5.6L/13.3H	24.7L/60.1H	0	0	1.30	1.59	0.81	2.05	0.34	-1.38
SMFT1	-1.42	100U	100U	18.8H	85.0H	-2.49	-5.97	-0.31	0.04	2.99	-1.38
SMFT2	-0.47	100U	100U	27.0H	78.4H	-2.52	-6.05	-0.38	-0.09	2.41	-1.31
SRK3M5	1.75	100U	100U	100U	84.6H	-1.30	-3.60	0.28	1.10	-0.42	-1.62
SRK3M7	1.75	1.5L	16.3L	1.2L	0	-0.25	-1.51	0.22	0.99	1.11	-1.31
VT	-1.43	100U	100U	43.9H	56.6	1.94	2.89	1.26	2.87	1.82	-1.54
$\sigma^3 + \sigma^4 + \omega^4$ models											
BM-A	-1.04	0	0	0	88.8H	-2.08	-5.15	-0.40	-0.12	2.27	-1.15
BM-B	-1.48	8.2	8.2	0	84.6H	-2.52	-6.03	-0.55	-0.38	2.64	-1.15
BM-C	-1.67	90.7L	90.7L	5.8H/1.8	80.4H	-2.80	-6.60	-0.63	-0.54	2.84	-1.15
DJM	0.37	16.6L	28.2L	.1L/87.2H	80.2H	-1.96	-4.92	-0.16	0.32	1.11	-1.46
DJM-C	2.49	26.9L	100U	100U	66.2H	-1.62	-4.24	-0.03	0.54	0.72	-1.54
EMFT1	-1.60	0	0	0	88.8H	-2.28	-5.56	-0.30	0.06	1.60	-1.38
HD	1.35	91.1L	100U	100U	0	1.14	1.28	0.80	2.04	-0.02	-1.38
LB	2.17	26.2L	100U	100U	0	0.38	-0.23	0.59	1.67	0.08	-1.46
MB	2.79	1.7L	12.1L	55.7L/9.1	100D	0.50	0.00	0.44	1.40	2.30	-1.31
MS1	0.50	0	16.8L	0	0	1.00	1.00	0.82	2.07	0.11	-1.46
MS3	0.50	0	0	0	0	1.00	1.00	0.72	1.90	1.39	-1.46
NLSV1	1.00	24.0L	100U	58.8H	0	1.46	1.92	0.99	2.39	1.11	-1.46
NLSV2	1.54	11.6L	24.2L	37.2H	0	1.35	1.70	0.92	2.26	-0.32	-1.46
PK1	1.32	21.5L	100U	76.0H	0	1.53	2.06	1.02	2.44	-0.08	-1.46
TM1	1.28	1.1L	17.3L	0	0	1.38	1.76	0.91	2.23	-0.52	-1.46
TM2	2.85	20.7L	49.6L	100U	0	1.20	1.39	0.96	2.32	0.21	-1.54
TMA	2.20	0	9.3L	3.8L	0	0.13	-0.74	0.45	1.41	-1.06	-1.38
Z271	1.02	0	0	0	0	1.18	1.37	0.64	1.75	1.21	-1.31

Continued on next page

TABLE IX – continued from previous page

Model	SM1	SM3a(%)	SM3b(%)	SM4(%)	PNM1(%)	MIX1a	MIX1b	MIX2a	MIX2b	MIX3	MIX4
$\sigma^3 + \sigma^4 + \omega^4 +$ mixing terms models											
BKA20	0.20	0	0	0	0	0.45	-0.10	0.12	0.82	1.53	-0.85
BKA22	-0.12	0	0	0	0	0.63	0.27	0.20	0.95	1.12	-0.85
BKA24	-0.07	0	0	0	0	0.84	0.68	0.33	1.19	0.86	-1.00
BSR1	0.25	1.00	100U	37.2H	0	100	-0.58	0.18	1.44	1.44	1.00
BSR2	0.25	16.8L/27.9H	100U	37.2H	0	0.30	-0.40	-0.18	0.28	1.25	-0.38
BSR3	0.01	14.0L/18.9H	100U	6.6H	0	0.55	0.10	0.01	0.62	1.03	-0.62
BSR4	0.21	27.8L/69.0H	100U	37.2H	0	0.63	0.27	0.07	0.73	0.59	-0.69
BSR5	0.14	100U	100U	38.5H	0	0.89	0.78	0.30	1.13	0.26	-0.92
BSR6	0.14	26.0L/63.4H	100U	37.2H	0	1.12	1.25	0.35	1.23	-0.07	-1.00
BSR7	0.05	100U	100U	38.3H	0	1.45	1.90	0.65	1.77	-0.36	-1.23
BSR8	0.02	0	1.5L	0	0	0.22	-0.57	-0.22	0.21	1.76	-0.31
BSR9	0.06	0	0	0	0	0.32	-0.36	-0.14	0.36	1.58	-0.38
BSR10	-0.06	0	0	0	0	0.54	0.09	0.02	0.63	1.25	-0.62
BSR11	-0.08	0	0	0	0	0.74	0.48	0.20	0.95	1.07	-0.85
BSR12	0.06	0	.5L	0	0	0.80	0.60	0.18	0.92	0.90	-0.85
BSR13	-0.03	0	0	0	0	1.16	1.33	0.47	1.44	0.53	-1.08
BSR14	0.14	0	0	0	0	1.26	1.53	0.53	1.55	0.48	-1.15
BSR15	-0.08	0	0	0	0	0.19	-0.61	-0.18	0.27	1.98	-0.38
BSR16	-0.13	0	0	0	0	0.25	-0.50	-0.17	0.29	1.94	-0.38
BSR17	-0.21	0	0	0	0	0.40	-0.21	-0.06	0.50	1.75	-0.54
BSR18	-0.22	0	0	0	0	0.55	0.10	0.06	0.71	1.54	-0.77
BSR19	-0.23	0	0	0	0	0.76	0.51	0.21	0.98	1.32	-0.92
BSR20	-0.17	0	0	0	0	0.91	0.82	0.40	1.32	1.21	-1.08
BSR21	-0.24	0	0	0	0	1.19	1.38	0.51	1.52	0.96	-1.15
C1	1.85	17.6L/20.6H	100U	3.0L/88.1H	0	0.41	-0.19	0.55	1.58	0.33	-1.38
FSU-I	-0.01	0	0	0	0	1.48	1.97	0.88	2.18	0.97	-1.46
FSU-II	-0.01	0	0	0	0	1.10	1.20	0.39	1.30	1.05	-1.08
FSU-III	-0.01	0	0	0	0	0.78	0.56	0.04	0.67	1.39	-0.77
FSU-IV	-0.01	0	0	0	0	0.29	-0.43	-0.40	-0.11	2.26	0.00
FSU-V	-0.01	0	0	0	48.4H	0.19	-0.62	-0.46	-0.22	2.48	0.15
FSUGold	-0.01	0	0	0	0	0.51	0.02	-0.21	0.22	1.83	-0.38
FSUGold4	-0.01	0	0	0	0	0.28	-0.44	-0.41	-0.13	2.30	0.00
FSUGold5	0.08	0	0	0	99.4H	0.11	-0.78	-0.54	-0.38	2.72	0.38
FSUGZ00	0.25	16.9L/28.0H	100U	37.2H	0	0.29	-0.43	-0.17	0.29	1.24	-0.38
FSUGZ03	0.06	0	0	0	0	0.31	-0.38	-0.13	0.36	1.57	-0.46
FSUGZ06	-0.12	0	0	0	0	0.24	-0.53	-0.17	0.30	1.94	-0.38
G1	-0.38	6.5	25.9L	0	33.0	1.70	2.39	1.18	2.73	0.77	-1.54
G2	-0.38	0	0	0	0	1.28	1.56	0.68	1.83	0.96	-1.31
G2*	-0.38	0	0	0	0	0.08	-0.84	-0.01	0.59	1.68	-0.77
HC	0.05	18.8L/64.6H	100U	6.4H	0	0.20	-0.60	-0.25	0.14	1.32	-0.62
IU-FSU	0.03	0	11.5L	0	0	0.26	-0.48	-0.51	-0.31	2.36	0.23
LA	1.79	20.6L	50.5L	100U	0	0.70	0.39	0.19	0.95	0.36	-1.00

Continued on next page

TABLE IX – continued from previous page

Model	SM1	SM3a(%)	SM3b(%)	SM4(%)	PNM1(%)	MIX1a	MIX1b	MIX2a	MIX2b	MIX3	MIX4
MA	2.93	.2L	11.2L	50.2L/5.5	100D	0.48	-0.04	0.03	0.66	2.07	-0.85
NL3v1	1.04	100U	100U	88.7H	0	1.21	1.43	0.69	1.85	-0.89	-1.31
NL3v2	1.04	100U	100U	88.7H	0	1.00	0.99	0.39	1.31	-0.59	-1.15
NL3v3	1.04	100U	100U	88.7H	0	0.90	0.79	0.27	1.08	-0.40	-1.00
NL3v4	1.04	100U	100U	88.7H	0	0.80	0.61	0.15	0.88	-0.20	-0.92
NL3v5	1.04	100U	100U	88.7H	0	0.63	0.26	-0.04	0.53	0.24	-0.69
NL3v6	1.04	100U	100U	88.7H	0	0.48	-0.04	-0.20	0.25	0.69	-0.54
S271v1	1.02	5.5L/13.2H	24.6L/60.0H	0	0	1.15	1.29	0.58	1.64	0.23	-1.23
S271v2	1.02	5.5L/13.2H	24.6L/60.0H	0	0	1.01	1.02	0.37	1.27	0.22	-1.15
S271v3	1.02	5.5L/13.2H	24.6L/60.0H	0	0	0.88	0.77	0.20	0.95	0.28	-1.00
S271v4	1.02	5.5L/13.2H	24.6L/60.0H	0	0	0.77	0.53	0.04	0.67	0.39	-0.92
S271v5	1.02	5.5L/13.2H	24.6L/60.0H	0	0	0.65	0.31	-0.10	0.42	0.53	-0.77
S271v6	1.02	5.5L/13.2H	24.6L/60.0H	0	0	0.55	0.10	-0.23	0.19	0.71	-0.69
SIG-OM	0.88	12.2L/0.3H	28.4L/69.9H	5.0H/6.8	0	1.40	1.80	0.93	2.28	0.12	-1.46
SVI-1	0.85	100U	100U	44.0H	0	1.41	1.82	1.03	2.46	1.09	-1.46
SVI-2	1.04	100U	100U	45.0H	0	1.41	1.82	1.02	2.44	0.93	-1.46
TM1*	1.29	0	2.1L	0	0	1.38	1.76	0.71	1.87	0.81	-1.31
XS	0.00	0	0	0	73.8H	0.37	-0.27	-0.33	0.00	2.40	-0.08
Z271*	1.02	0	0	0	0	2.05	3.10	0.30	1.14	0.51	-0.92
Z271s1	1.02	0	0	0	0	0.99	0.98	0.37	1.27	1.33	-1.08
Z271s2	1.02	0	0	0	0	0.82	0.63	0.15	0.86	1.37	-0.92
Z271s3	1.02	0	0	0	0	0.65	0.31	-0.05	0.51	1.48	-0.77
Z271s4	1.02	0	0	0	0	0.51	0.01	-0.22	0.21	1.64	-0.54
Z271s5	1.02	0	0	0	0	0.37	-0.26	-0.37	-0.06	1.83	-0.38
Z271s6	1.02	0	0	0	0	0.24	-0.52	-0.49	-0.29	2.03	-0.15
Z271v1	1.02	0	0	0	0	1.07	1.14	0.46	1.43	1.23	-1.15
Z271v2	1.02	0	0	0	0	0.96	0.92	0.30	1.14	1.13	-1.08
Z271v3	1.02	0	0	0	0	0.91	0.82	0.23	1.01	1.10	-1.08
Z271v4	1.02	0	0	0	0	0.86	0.72	0.16	0.88	1.08	-1.00
Z271v5	1.02	0	0	0	0	0.81	0.62	0.09	0.76	1.08	-0.92
Z271v6	1.02	0	0	0	0	0.76	0.52	0.02	0.64	1.08	-0.92
density dependent models											
DD	0.25	22.0L/37.7H	100U	37.2H	0	0.33	-0.34	-0.31	0.04	0.59	-0.46
DD-F	-0.17	0	0	0	0	0.33	-0.35	-0.31	0.04	-0.21	-0.54
DD-ME1	0.37	100U	100U	69.0H	0	0.61	0.22	-0.32	0.02	1.76	-0.31
DD-ME2	0.52	100U	100U	82.3H	0	0.46	-0.08	-0.42	-0.15	0.30	-0.23
DD2	0.32	24.3L/40.7H	100U	41.5H	0	0.33	-0.33	-0.33	0.00	1.45	-0.38
PKDD	0.80	15.7L/18.0H	100U	37.2H	0	1.36	1.72	0.45	1.41	0.38	-1.08
TW99	0.26	0	0	0	0	0.55	0.11	-0.33	0.01	0.58	-0.38
point-coupling models											
FA2	1.43	91.9L	91.9L	0	0	0.71	0.41	0.65	1.78	0.70	-1.46
FA3	1.14	0	15.5L	0	0	-0.06	-1.12	-0.91	-1.04	0.37	-0.08
FA4	1.61	100U	100U	100U	0	-0.04	-1.09	-0.88	-0.98	0.32	-0.08

Continued on next page

TABLE IX – continued from previous page

Model	SM1	SM3a(%)	SM3b(%)	SM4(%)	PNM1(%)	MIX1a	MIX1b	MIX2a	MIX2b	MIX3	MIX4
FZ0	8.23	100U	100U	100U	0	1.88	2.76	1.32	2.98	0.84	-1.62
FZ1	3.78	100U	100U	100U	0	0.51	0.03	0.56	1.61	-4.36	-1.38
FZ2	2.45	4.0L	14.8L/10.0H	46.1L/10.5	0	0.37	-0.27	0.08	0.75	-0.46	-1.00
FZ3	1.62	10.4L	25.9L	.8L/10.4	0	-0.01	-1.03	-0.80	-0.84	0.50	-0.15
FZ4	1.82	100U	100U	100U	0	0.00	-1.00	-0.74	-0.74	0.85	-0.23
PC-F1	0.61	24.8L	51.7L	46.2H	0	1.55	2.10	1.05	2.48	1.54	-1.46
PC-F3	0.62	25.0L	51.9L	46.8H	0	1.65	2.30	1.08	2.54	1.01	-1.46
VA2	1.38	92.3L	92.3L	0	0	0.98	0.96	1.24	2.83	0.60	-1.92
VA3	1.72	27.9L	73.6L	100U	83.2H	1.84	2.69	2.58	5.24	-0.05	-2.62
VA4	2.31	100U	100U	100U	0	0.91	0.82	1.23	2.81	-0.42	-1.77
VZ0	8.33	100U	100U	100U	0	1.59	2.17	1.22	2.80	1.78	-1.62
VZ1	3.74	100U	100U	100U	0	0.54	0.09	0.57	1.63	-0.68	-1.38
VZ2	2.35	5.4L/64.7H	5.4L/64.7H	20.8L	0	0.96	0.92	1.27	2.89	-1.81	-1.92
VZ3	1.69	31.7L	73.3L	100U	0	0.92	0.84	1.20	2.76	-4.01	-1.77
VZ4	1.89	100U	100U	100U	0	0.54	0.08	0.61	1.70	-0.49	-1.38
delta meson models											
DD-ME δ	-0.26	0	0	0	0	0.44	-0.13	-0.41	-0.14	1.94	-0.31
DDH δ	0.25	0	0	0	0	-0.93	-2.86	-0.55	-0.39	-2.44	-0.08
GDFM	2.35	100U	100U	90.4L	11.8L	0.61	0.22	-0.05	0.52	-0.44	-0.31
NL δ	0.25	2.2L	2.2L	0	68.8L	0.12	-0.76	0.70	1.86	2.89	-1.62
NL3 δ	1.00	100U	100U	86.4L	71.1L	1.53	2.07	1.78	3.80	1.69	-1.92

-
- [1] M. Dutra, O. Lourenço, J. S. Sá Martins, A. Delfino, J. R. Stone, and P. D. Stevenson, *Phys. Rev. C* **85**, 035201 (2012).
- [2] C. F. von Weizsäcker, *Z. Phys.* **96**, 431 (1935).
- [3] T. H. R. Skyrme, *Phil. Mag.* **1**, 1043 (1956).
- [4] D. Vautherin and D. M. Brink, *Phys. Rev. C* **5**, 626 (1972).
- [5] J. D. Walecka, *Ann. Phys.* **83**, 491 (1974).
- [6] J.M. Pearson, N. Chamel and S. Goriely, *Phys. Rev. C* **82**, 037301 (2010).
- [7] E. Lipparani and S. Stringari, *Phys. Rep.* **103**, L 175 (1989).
- [8] J. P. Blaizot and B. Grammaticos, *Nucl. Phys.* **A265**, 315 (1976).
- [9] S. Shlomo, V.M. Kolomietz and G. Colo, *Eur. Phys. J A* **30**, 23 (2006); T. Sil, S. Shlomo, B.K. Agrawal and P.G. Reinhard, *Phys. Rev. C* **73**, 034316 (2006); B.K. Agrawal, S. Shlomo and V. Kim Au, *Phys. Rev. C* **68**, 031304 (2003).
- [10] J. R. Stone, N. J. Stone and S. A. Moszkowski, *Phys. Rev. C* **89**, 044316 (2014)
- [11] E. Khan, J. Margueron and I. Vidaña, *Phys. Rev. Lett.* **109**, 092501 (2012)
- [12] E. Khan and J. Margueron, *Phys. Rev. C* **88** 034319 (2013).
- [13] M. B. Tsang, Y. Zhang, P. Danielewicz, M. Famiano, Z. Li, W. G. Lynch, and A. W. Steiner, *Phys. Rev. Lett.* **102**, 122701 (2009); Z. Kohley *et al.*, *Phys. Rev. C* **83**, 044601 (2011).
- [14] A. Klimkiewicz *et al.*, *Phys. Rev. C* **76**, 051603(R) (2007); O. Wieland *et al.*, *Phys. Rev. Lett.* **102**, 092502 (2009);
- [15] A. Carbone, G. Colo, A. Bracco, L.-G. Cao, P. F. Bortignon, F. Camera, and O. Wieland, *Phys. Rev. C* **81**, 041301 (2010).
- [16] P. Danielewicz and J. Lee, *AIP Conf. Proc.* **1423**, 29 (2012).
- [17] C. J. Horowitz and J. Piekarewicz, *Phys. Rev. Lett.* **86**, 5647 (2001).
- [18] M. B. Tsang, J. R. Stone, F. Camera, P. Danielewicz, S. Gandolfi, K. Hebeler, C. J. Horowitz, J. Lee, W. G. Lynch, Z. Kohley, R. Lemmon, P. Moller, T. Murakami, S. Riordan, X. Roca-Maza, F. Sammarruca, A. W. Steiner, I. Vidaña and S. J. Yennello, *Phys. Rev. C* **86**, 015803 (2012).
- [19] A. Krugmann, D. Martin, P. von Neumann-Cosel, N. Pietralla, and A. Tamii for the E350 Collaboration, *EPJ Web of Conferences* **66**, 02060 (2014)

- [20] C. Providência, S. S. Avancini, R. Cavagnoli, S. Chiacchiera, C. Ducoin, F. Grill, J. Margueron, D. P. Menezes, A. Rabhi and I. Vidaña, *Eur. Phys. J. A* (2014), in press; arXiv:1307.1436 [nucl-th].
- [21] J. Piekarewicz, *Phys. Rev. C* **66**, 034305 (2002).
- [22] J. Piekarewicz, *Phys. Rev. C* **69**, 041301 (2004).
- [23] C. Ducoin, J. Margueron, C. Providência, and I. Vidaña, *Phys. Rev. C* **83**, 045810 (2011)
- [24] J. M. Lattimer and Y. Lim, *Astrophys. J.* **771**, 51 (2013).
- [25] B. M. Santos, M. Dutra, O. Lourenço, and A. Delfino, *Phys. Rev. C* **90**, 035203 (2014).
- [26] L.W. Chen, C.M. Ko and Bao-An Li, *Phys. Rev. Lett.* **94**, 032701 (2005), *Phys. Rev. C* **72**, 064309 (2005); Bao-An Li, L.W. Chen and C.M. Ko, *Phys. Rep.* **464**, 113 (2008).
- [27] M. Centelles, X. Roca-Maza, X. Viñas, and M. Warda, *Phys. Rev. Lett.* **102**, 122502 (2009).
- [28] T. Li *et al.* *Phys. Rev. Lett.* **99**, 162503 (2007).
- [29] B. D. Lackey, M. Nayyar and B. J. Owen, *Phys. Rev. D* **73**, 024021 (2006)
- [30] J. Boguta and A. R. Bodmer, *Nucl. Phys.* **A292**, 413 (1977).
- [31] S. Typel and H. H. Wolter, *Nucl. Phys.* **A656**, 331 (1999).
- [32] P. Gögelein, E. N. E. van Dalen, C. Fuchs, and H. Müther, *Phys. Rev. C* **77**, 025802 (2008).
- [33] S. S. Avancini, L. Brito, Ph. Chomaz, D. P. Menezes, and C. Providência *Phys. Rev. C* **74**, 024317 (2006)
- [34] B. A. Nikolaus, T. Hoch, and D. G. Madland, *Phys. Rev. C* **46**, 1757 (1992).
- [35] G. Gelmini and B. Ritzi, *Phys. Lett. B* **357**, 431 (1995); A. Delfino, M. Malheiro, and T. Frederico, *Braz. J. Phys.* **31**, 518 (2001).
- [36] O. Lourenço, R. L. P. G. Amaral, M. Dutra, and A. Delfino, *Phys. Rev. C* **80**, 045206 (2009); O. Lourenço, M. Dutra, A. Delfino, and R. L. P. G. Amaral, *Int. J. Mod. Phys. E*, **16**, 3037 (2007).
- [37] I. Vidaña, C. Providência, A. Polls, and A. Rios, *Phys. Rev. C* **80**, 045806 (2009).
- [38] J. B. Silva , O. Lourenço, A. Delfino, J. S. Sá Martins, M. Dutra, *Phys. Lett. B* **664**, 246 (2008); J. B. Elliott, P. T. Lake, L. G. Moretto, and L. Phair, *Phys. Rev. C* **87**, 054622 (2013).
- [39] D. H. Youngblood, H. L. Clark, and Y.-W. Lui, *Phys. Rev. Lett.* **82**, 691 (1999).
- [40] M. Farine, J. M. Pearson, and F. Tondeur, *Nucl. Phys.* **A615**, 135 (1997).
- [41] P. Danielewicz, R. Lacey, and W. G. Lynch, *Science* **298**, 1592 (2002).

- [42] W. G. Lynch, M. B. Tsang, Y. Zhang, P. Danielewicz, M. Famiano, Z. Li, and A. W. Steiner, *Prog. Part. Nucl. Phys.* **62**, 427 (2009).
- [43] A. Schwenk and C. J. Pethick, *Phys. Rev. Lett.* **95**, 160401 (2005).
- [44] E. Epelbaum, H. Krebs, D. Lee, and U.-G. Meissner, *Eur. Phys. J.* **A40**, 199 (2009).
- [45] J. R. Stone and P. G. Reinhard, *Prog. Part. Nucl. Phys.* **58**, 587 (2007).
- [46] L. W. Chen, C. M. Ko, Bao-An Li, and J. Xu, *Phys. Rev. C* **82**, 024321 (2010).
- [47] P. Danielewicz, *Nucl. Phys.* **A727**, 233 (2003).
- [48] J. Piekarewicz, *Phys. Rev. C* **76**, 064310 (2007).
- [49] A. Gezerlis and J. Carlson, *Phys. Rev.* **C77**, 032801 (2008).
- [50] J. Carlson, S.-Y. Chang, V. R. Pandharipande and K. E. Schmidt, *Phys. Rev. Lett.* **91**, 050401 (2003).
- [51] M. Bartenstein, A. Altmeyer, S. Riedl, S. Jochim, C. Chin, J. H. Denschlag, and R. Grimm, *Phys. Rev. Lett.* **92**, 120401 (2004).
- [52] J. Kinast, A. Turlapov, J. E. Thomas, Q. Chen, J. Stajic, and K. Levin, *Science* **307**, 1296 (2005), cond-mat/0502087.
- [53] J. T. Stewart, J. P. Gaebler, C. A. Regal, and D. S. Jin, *Phys. Rev. Lett.* **97**, 220406 (2006), cond-mat/0607776.
- [54] L. Luo and J. E. Thomas, *J. Low Temp. Phys.* **159**, 1 (2009), arXiv:0811.1159.
- [55] L. Brito, Ph. Chomaz, D. P. Menezes, and C. Providência, *Phys. Rev. C* **76**, 044316 (2007).
- [56] W. J. Swiatecki, P. Moller, W. D. Meyers, J. Treiner, *At. Data Nucl. Data Tables* **59**, 225 (1995).
- [57] B. A. Brown, *Phys. Rev. Lett.* **85**, 5296 (2000).
- [58] D. H. Youngblood, H. L. Clark and Y. W. Lui, *Phys. Rev. Lett.* **82**, 691 (1999).
- [59] D. H. Youngblood *et al.*, *Phys. Rev. C* **69**, 034315 (2004).
- [60] M. Uchida *et al.*, *Phys. Rev. C* **69**, 051301 (2004).
- [61] M. Uchida *et al.*, *Phys. Letts. B* **557**, 12 (2003).
- [62] T. Li *et al.*, *Phys. Rev. C* **81**, 034309 (2010).
- [63] A. W. Steiner, J. M. Lattimer and E. F. Brown, *Astrophys. J. Lett.* **765**, L5 (2013), arXiv:1205.6871v1.
- [64] J. M. Lattimer and A. W. Steiner, *Astrophys. J.* **784**, 123 (2014).
- [65] S. Guillot, M. Servillat, N. A. Webb and R. E. Rutledge, *Astrophys. J.* **772**, 7 (2013).

- [66] B.-A. Li and X. Han, Phys. Lett. B **727**, 276 (2013).
- [67] B.-A. Li *et al.*, J. Phys.: Conf. Ser. **312**, 042006 (2011).
- [68] B. K. Agrawal, Phys. Rev. C **81**, 034323 (2010).
- [69] N. K. Glendenning, *Compact Stars: Nuclear Physics, Particle Physics, and General Relativity* (Springer, New York, 2nd ed., 2000).
- [70] P. B. Demorest *et al.*, Nature, **467**, 1081 (2010).
- [71] J. Antoniadis *et al.*, Science **340**, 1233232 (2013).
- [72] S. Weissenborn, D. Chatterjee, J. Schaffner-Bielich, Phys. Rev. C **85**, 065802 (2012); S. Weissenborn, D. Chatterjee, and J. Schaffner-Bielich, Nucl. Phys. **A881**, 62 (2012).
- [73] R. Cavagnoli, D. P. Menezes, and C. Providência, Phys. Rev. C **84**, 065810 (2011); C. Providência and A. Rabhi, Phys. Rev. C **87**, 055801 (2013).
- [74] L. L. Lopes and D. P. Menezes, arXiv:1309.4173[nucl-th].
- [75] P. A. M. Guichon, Phys. Lett. B **200**, 235 (1988); K. Saito and A. W. Thomas, Phys. Lett. B **327**, 9 (1994); J. R. Stone, P. A. Guichon *et al.*, Nucl. Phys. **A792** 341 (2007); P. K. Panda, D. P. Menezes and Constana Providência, arXiv:1311.2739[nucl-th].
- [76] P. D. Stevenson, P. M. Goddard, J. R. Stone, M. Dutra, AIP Conf. Proc. **1529**, 262 (2013); arXiv:1210.1592.
- [77] S. Haddad, Eur. Lett. **48**, 505 (1999).
- [78] P.-G. Reinhard, Rep. Prog. Phys. **52**, 439 (1989).
- [79] Internal discussion notes, ORNL, U Erlangen, U Frankfurt, UT Knoxville, U Oxford, Vanderbilt and U Warsaw (private communication).
- [80] A. A. Dadi, Phys. Rev. C **82**, 025203 (2010).
- [81] M. Rufa, P.-G. Reinhard, J. A. Maruhn, W. Greiner, and M. R. Strayer, Phys. Rev. C **38**, 390 (1988).
- [82] N. K. Glendenning, Phys. Lett. B **114**, 392 (1982).
- [83] N. K. Glendenning, and S. A. Moszkowski, Phys. Rev. Lett. **67**, 2414 (1991).
- [84] S. K. Ghosh, S. C. Phatak, P. K. Sahu, Z. Phys. A **352**, 457 (1995).
- [85] J. Piekarewicz and M. Centelles, Phys. Rev. C **79**, 054311 (2009).
- [86] H. Müller and B. D. Serot, Nucl. Phys. **A606**, 508 (1996).
- [87] M. Bender, K. Rutz, P. G. Reinhard, J. A. Maruhn, and W. Greiner, Phys. Rev. C **60**, 034304 (1999).

- [88] B. Liu, V. Greco, V. Baran, M. Colonna, and M. DiToro, Phys. Rev. C **65**, 045201 (2002).
- [89] M. Centelles, M. D. Estal, and X. Viñas, Nucl. Phys. **A635**, 193 (1998).
- [90] G. A. Lalazissis, J. König, and P. Ring, Phys. Rev. C **55**, 540 (1997).
- [91] G. A. Lalazissis *et al.*, Phys. Lett. B **671**, 36 (2009).
- [92] B. N-. Pomoroska, J. Sykut, Int. Jour. Phys. E **13**, 75 (2004).
- [93] B. D. Serot and J. D. Walecka, Int. Jour. Mod. Phys. E **6**, 515 (1997).
- [94] B. D. Serot, Rep. Prog. Phys. **55**, 1855 (1992).
- [95] K. C. Chung *et al.*, Eur. Phys. Jour. A **9**, 453 (2000).
- [96] M. Rashdan, Phys. Rev. C **63**, 044303 (2001).
- [97] P.-G. Reinhard, Z. Phys. A **329**, 257 (1998).
- [98] A. Sulaksono, T. Mart, and C. Bahri, Phys. Rev. C **71**, 034312 (2005).
- [99] R. J. Furnstahl, B. D. Serot, and H. B. Tang, Nucl. Phys. **A615**, 441 (1997).
- [100] S. Gmuca, Z. Phys. A **342**, 387 (1992).
- [101] M. Centelles *et al.*, Nucl. Phys. **A537**, 486 (1992).
- [102] S. Gmuca, Nucl. Phys. **A547**, 447 (1992).
- [103] J. K. Bunta and S. Gmuca, Phys. Rev. C **68**, 054318 (2003).
- [104] H. Müller and B. D. Serot, Phys. Rev. C **52**, 2072 (1995).
- [105] F. J. Fattoyev and J. Piekarewicz, Phys. Rev. C **82**, 025805 (2010).
- [106] M. M. Sharma, A. R. Farhan, and S. Mythili, Phys. Rev. C **61**, 054306 (2000).
- [107] W. Long, J. Meng, N. VanGiai, and S. G. Zhou, Phys. Rev. C **69**, 034319 (2004).
- [108] Y. Sugahara and H. Toki, Nucl. Phys. **A579**, 557 (1994).
- [109] H. Toki *et al.*, Nucl. Phys. **A588**, 357 (1995).
- [110] S. K. Dhiman, R. Kumar, and B. K. Agrawal, Phys. Rev. C **76**, 045801 (2007).
- [111] B.-J. Cai, L.-W. Chen, Phys. Rev. C **85**, 024302 (2012).
- [112] B. G. Todd-Rutel and J. Piekarewicz, Phys. Rev. Lett. **95**, 122501 (2005).
- [113] J. Piekarewicz and S. P. Weppner, Nucl. Phys. **A778**, 10 (2006).
- [114] R. Kumar, B. K. Agrawal, and S. K. Dhiman, Phys. Rev. C **74**, 034323 (2006).
- [115] A. Sulaksono and T. Mart, Phys. Rev. C **74**, 045806 (2006).
- [116] F. J. Fattoyev, C. J. Horowitz, J. Piekarewicz, and G. Shen, Phys. Rev. C **82**, 055803 (2010).
- [117] C. J. Horowitz and J. Piekarewicz, Phys. Rev. C **66**, 055803 (2002).
- [118] M. M. Haidari and M. M. Sharma, Nucl. Phys. **A803**, 159 (2008).

- [119] M. M. Sharma, Phys. Lett. B **66**, 140 (2008).
- [120] M. DelEstal, M. Centelles, X. Viñas and S. K. Patra, Phys. Rev. C **63**, 024314 (2001).
- [121] S. Typel, Phys. Rev. C **71**, 064301 (2005).
- [122] T. Klähn, *et al.*, Phys. Rev. C **74**, 035802 (2006).
- [123] T. Nikšić, D. Vretenar, P. Finelli, and P. Ring, Phys. Rev. C **66**, 024306 (2002).
- [124] G. A. Lalazissis, T. Nikšić, D. Vretenar, and P. Ring, Phys. Rev. C **71**, 024312 (2005).
- [125] S. Typel, G. Röpke, T. Klähn, D. Blaschke, and H. H. Wolter, Phys. Rev. C **81**, 015803 (2010).
- [126] J. J. Rusnak and R. J. Furnstahl, Nucl. Phys. **A627**, 495 (1997).
- [127] T. Bürvenich, D. G. Madland, J. A. Maruhn, and P.-G. Reinhard, Phys. Rev. C **65**, 044308 (2002).
- [128] X. Roca-Maza, X. Viñas, M. Centelles, P. Ring, and P. Schuck Phys. Rev. C **84**, 054309 (2011).
- [129] T. Gaitanos, M. Di Toro, S. Typel, V. Baran, C. Fuchs, V. Greco, and H. H. Wolter, Nucl. Phys. **A732**, 24 (2004).
- [130] D. P. Menezes and C. Providência, Phys. Rev. C **70**, 058801 (2004).