

Cavity controlled spectral singularity

K. Nireekshan Reddy and S. Dutta Gupta*

School of Physics, University of Hyderabad, Hyderabad-500046, India

*Corresponding author: sdghyderabad@gmail.com

Compiled January 26, 2020

We study theoretically a \mathcal{PT} -symmetric saturable balanced gain-loss system in a ring cavity configuration. The saturable gain and loss are modeled by two-level medium with or without population inversion. We show that the specifics of the spectral singularity can be fully controlled by the cavity and the atomic detuning parameters. The theory is based on the mean-field approximation as in standard theory of optical bistability. Further, in the linear regime we demonstrate the regularization of the singularity in detuned systems, while larger input power levels are shown to be adequate to limit the infinite growth in absence of detunings. © 2020 Optical Society of America

OCIS codes: 230.4555, 190.1450, 130.4815

In recent years there has been a great deal of interest in spectral singularities in non-Hermitian systems, especially in \mathcal{PT} (parity-time) symmetric systems [1–6]. Such singularities with diverging scattered amplitudes (in reflection and transmission) were initially studied because of fundamental interest. A great deal of research has been devoted to understand the origin and the nature of these singularities and also the mechanism to regularize the infinities, since real systems cannot support such divergence. Indeed, no realistic system can ever support the infinite growth and such growing amplitudes will eventually render the response of the medium nonlinear. It was further understood that a dispersive Kerr nonlinearity is inadequate to regularize the singularity [7]. It was shown recently that regularization can be achieved by an all-order saturation mechanism in a balanced gain-loss system [8]. In addition to the fundamental interest in \mathcal{PT} -symmetric systems, there have been few attempts to find some basic applications in photonics [9–14]. But any application would require a thorough control of the singularities. In this paper we show that such a control can be achieved if the gain and the loss media are kept in separate cavities with an overall feed-back provided by a third cavity. A similar ring cavity configuration with saturable absorbers was studied earlier in the context of demonstrating remarkable flexibility in the multi-stable response [15]. Here we exploit the same flexibility albeit with a replacement of the saturable absorber with a saturable gain medium in one of the cavities. The balanced loss and gain cavities with identical parameters form the core of the \mathcal{PT} -symmetric system. We first investigate the linear response which clearly shows the singularity for a perfectly tuned system as reported by others [2]. We show how \mathcal{PT} -symmetry is violated and these are regularized by introduction of the atomic and the cavity detunings leading to poles in scattered amplitudes away from the real axis. We then look at the nonlinear response which reiterates the earlier findings that saturable nonlinearity is able to limit the infinite growth. We further report on the bistable response and the non-

reciprocity in transmission [8] which can lead to switching and optical isolation or diode action [16].

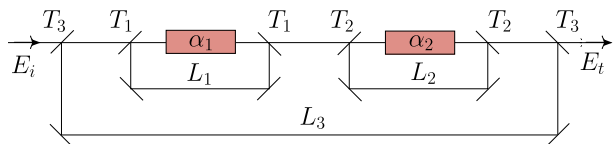


Fig. 1. Schematic view of the \mathcal{PT} -symmetric ring cavity system with coupled cavities with balanced gain and loss medium.

Consider the system shown in Fig. 1 comprising of two coupled ring cavities of length L_1 and L_2 and mirror transmission T_1 and T_2 , respectively, enclosed in a third cavity with mirror transmission given by T_3 . All the cavity mirrors are assumed to be lossless (i.e., $T + R = 1$, R - reflection coefficient). As mentioned earlier, optical multi-stability was investigated in a similar system with both the cavities containing lossy media [15]. Unlike the general cavity configuration as in Fig. 1, we consider a special case comprising of two identical coupled ring cavities of equal length ($L_1 = L_2 = L$) and mirror transmission ($T_1 = T_2 = T$). In order to realize \mathcal{PT} symmetry, we further assume that the internal cavities are balanced with the same gain ($\alpha_1 < 0$) and loss ($\alpha_2 > 0$) coefficient i.e., $|\alpha_1| = \alpha_2 = \alpha$. This symmetry additionally implies that $\delta_1 = \delta_2 = \delta$ and $\theta_1 = \theta_2 = \theta$, where δ and θ give the atomic and the cavity detunings, respectively. Note that the exterior cavity can also be detuned from its resonance leading to a finite θ_3 . For such a case the input

y vs. output x relation is given by

$$y = x \left\{ \sqrt{\frac{T}{T_3}} [\tau^2 - R_3(1 - iT_3\theta_3)] + \zeta\tau - \frac{\zeta(1 + \delta^2 + |x|^2) [\tau + \zeta\sqrt{T_3/T}]}{1 + \delta^2 + |x[\tau + \zeta\sqrt{T_3/T}]|^2} \right\}, \quad (1)$$

with

$$\zeta = \frac{\alpha L(1 - i\delta)}{\sqrt{TT_3}(1 + \delta^2 + |x|^2)}, \quad \tau = 1 + iR\theta. \quad (2)$$

The parameters in Eq.(1) are given by [17]

$$x = \frac{\mu_2}{\hbar} \frac{E_t}{\sqrt{TT_3\gamma_{\parallel}\gamma_{\perp}}}, \quad y = \frac{\mu_2}{\hbar} \frac{E_i}{\sqrt{\gamma_{\parallel}\gamma_{\perp}}}, \quad (3)$$

$$\delta_i = \omega_i - \omega_0, \quad \theta_i = (\omega_{ci} - \omega_0)/\kappa, \quad \kappa = cT/L. \quad (4)$$

ω_i is the atomic transition frequency in the i^{th} cavity, ω_0 and ω_{ci} are the incident light and the i^{th} cavity frequency. R_i and T_i give the intensity reflection and transmission coefficients of the lossless mirrors of the i^{th} cavity. It is clear from Eq. (1) that in the linear regime ($|x| \rightarrow 0$) the occurrence of the spectral singularity requires the vanishing of the expression in the curly brackets. This implies, for example, for perfectly tuned system the following simple relation for αL

$$\alpha L = \sqrt{T_3 T^2}. \quad (5)$$

It is evident from Eq. (5) that the better the cavities the easier it is to obtain the spectral singularity at lower gain levels or smaller systems. In what follows we present a detailed study of the linear response of the system and show the occurrence of the singularity and its dependence on the cavity parameters. We consider three specific cases:

Effect of the exterior cavity, no internal cavities

We assume the mirrors of the internal cavities to be completely transparent ($T = 1$) and we look at the influence of the exterior cavity. The results for $\log_{10}(|x/y|)$ as a function of αL for three specific cases, namely, (a) $\delta = 0.0, \theta_3 = 0.0$ (b) $\delta = 0.0, \theta_3 = 0.05$, (c) $\delta = 0.001, \theta_3 = 0$ are shown in Figs. 2(a), 2(b) and 2(c), respectively. Curves from right to left are for $T_3 = 1.0, 0.49, 0.09$. As can be seen from the solid curve in Fig. 2(a) that the absence of the third cavity leads to the spectral singularity at $\alpha L = \sqrt{T_3} = 1$. A decrease in T_3 leads to the same at lower values of αL and the singularity (being an inherent property of the \mathcal{PT} -symmetric component) survives. It is not surprising that a finite value of the detuning of the exterior cavity introduces the necessary dispersion to move the pole away from the real axis and the singularity is regularized (see Fig. 2(b)). Recall that the true \mathcal{PT} -symmetry holds only for null detuning ($\delta = 0$). A finite atomic detuning can kill the singularity even in a perfectly tuned exterior cavity (Fig. 2(c)).

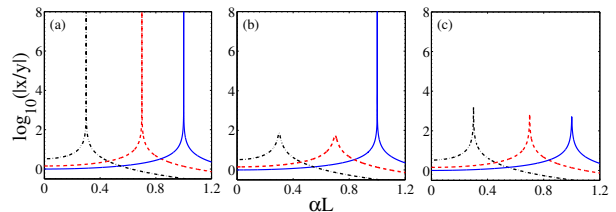


Fig. 2. Effect of the external cavity on the spectral singularity in absence of internal cavities ($T = 1.0$): (a) $\delta = 0.0, \theta_3 = 0.0$ (b) $\delta = 0.0, \theta_3 = 0.05$, (c) $\delta = 0.001, \theta_3 = 0$. Curves from right to left are for $T_3 = 1.0, 0.49, 0.09$.

Effect of internal cavities in absence of the exterior cavity

Results for the transmission in absence of the exterior cavity ($T_3 = 1$) are shown in Fig. 3 for (a) $\delta = 0, \theta = 0$, (b) $\delta = 0, \theta = 0.05$ and (c) $\delta = 0.001, \theta = 0$. The curves from right to left in each panel are for $T = 1.0, 0.5, 0.01$, respectively. As before, the perfectly tuned system displays the singularities at $\alpha L = T$ (Fig. 3(a)). A compar-

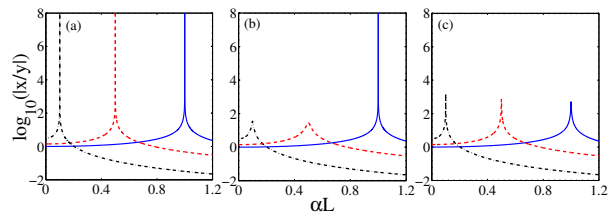


Fig. 3. Effect of the internal cavities on the spectral singularity in absence of the external cavity ($T_3 = 1.0$): (a) $\delta = 0.0, \theta = 0.0$ (b) $\delta = 0.0, \theta = 0.05$, (c) $\delta = 0.001, \theta = 0$. Curves from right to left are for $T = 1.0, 0.5, 0.1$.

ison of Fig. 2 and Fig. 3 reveals that the internal cavities play a more dominant role because of T scaling of the location of the singularity as compared to the \sqrt{T} dependence in the previous case. It is also clear that atomic detuning plays the more significant role in limiting the infinite growth. A word of caution regarding the parameter values used in Fig. 2(b) and Fig. 3(b) would be in place since finite cavity detuning can be arbitrary for unity cavity transmission (cavity not present).

All three cavities present

Consider the case when all the three cavities are present, say, with $T_3 = T = 0.01$. The results for this case are shown in Fig. 4 for different combinations of the cavity and atomic detuning parameters. Fig. 4(a) shows how increasing atomic detuning can move the system away from the singularity with other detunings $\theta = \theta_3 = 0$. Similar behavior is displayed in the Figs. 4(b) and 4(c) when θ_3 and θ , are changed, respectively. It is evident from Figs. 4(b) and 4(c) that the spectral singularity can be regularized with much lower values of θ than θ_3 . Fig. 4 thus demonstrates clearly the role of detuning pa-

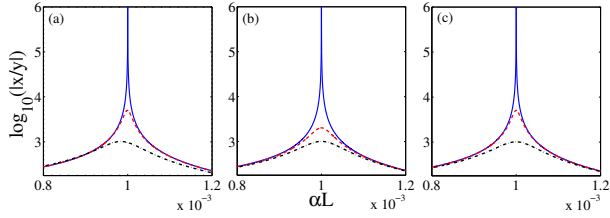


Fig. 4. Removal of the spectral singularity in detuned systems for $T = T_3 = 0.01$ for (a) $\delta = 0.0, 0.01, 0.05$ with $\theta_3 = \theta = 0.0$, (b) $\theta_3 = 0.0, 0.05, 0.1$ with $\theta = \delta = 0.0$, and (c) $\theta = 0.0, 0.0001, 0.0005$ with $\theta_3 = \delta = 0.0$.

rameters in regularizing the singularity in linear systems.

Nonlinear response

Till now we have analyzed the linear properties of the system when $|x| \rightarrow 0$. We now look at the system response at larger power levels. As mentioned earlier, nonlinearity starts to play an important role and a saturation type nonlinearity as in our system can limit the infinite growth of the amplitudes. We show this regularization for larger values of $|y|$ in Fig. 5. For a given input the input-output relation (Eq. (1)) can yield multiple roots as in many other nonlinear systems [18]. In order to avoid the infinite build-up near the singularity at low power levels, we consider a system slightly detuned from the spectral singularity and investigate the effects of nonlinearity on it. The system parameters were chosen as follows: $T_3 = T = 0.01$, $\theta_3 = 0.005$ with $\delta = \theta = 0$. The transmission as a function of αL for three different values of $|y|$ is shown in Fig. 5. It is clear from Fig. 5 that nonlinearity can introduce dramatic changes to the response leading to different possible bistable scenarios.

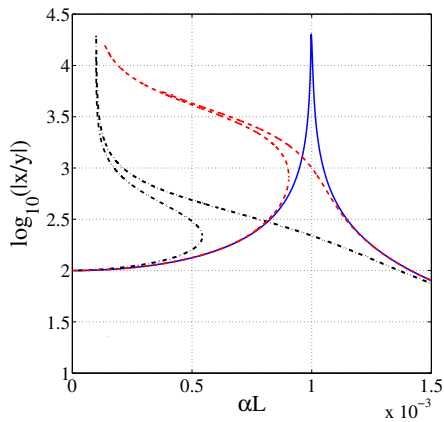


Fig. 5. Regularization of the spectral singularity by nonlinearity in a cavity configuration ($T_3 = T = 0.01$, $\theta_3 = 0.005$ and $\delta = \theta = 0$): $\log_{10}(|x/y|)$ as a function of αL for different values of $|y|$, namely, $|y| = 10^{-6}, 10^{-4}, 10^{-3}$. Curves from right to left are for increasing values of $|y|$.

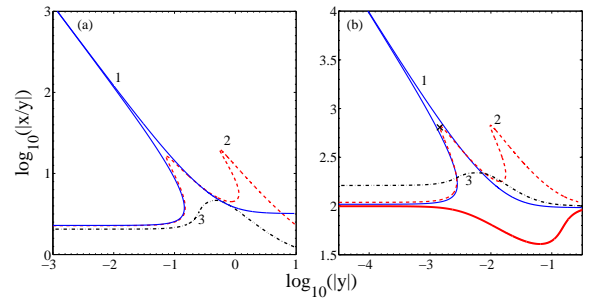


Fig. 6. Regularization due to atomic detuning: $\log_{10}(|x/y|)$ as a function of $\log_{10}(|y|)$ (a) in a cavityless system ($T_3 = T = 1.0$) with $\alpha L = 0.75$ for $\delta = 0.0, 0.05, 0.2$ and (b) in presence of all the cavities $T_3 = T = 0.01$ with $\theta_3 = \theta = 0.0$ and $\alpha L = 0.0002$ for $\delta = 0.0, 0.15, 0.5$. Curves labeled 1 – 3 are for the increasing values of δ . In Fig. 6(b) the point marked by a cross on curve 2 corresponds to very high transmission at low input, and the thick solid curve shows the diode action corresponding to curve 2 in Fig. 6(b).

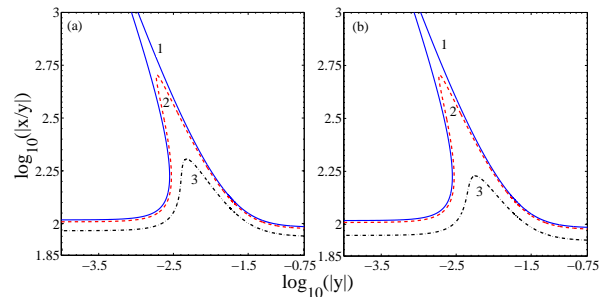


Fig. 7. Effect of cavity detuning on spectral singularity in presence of all the cavities $T = T_3 = 0.01$ with $\delta = 0.0$, and $\alpha L = 0.0002$ for (a) $\theta = 0, \theta_3 = 0.0, 0.2, 0.5$ and (b) $\theta_3 = 0, \theta = 0.0, 0.001, 0.003$. Curves labeled by 1 – 3 are for increasing values of parameter of interest in each panel.

For example, for $|y| = 10^{-4}$ the resonance is bent towards left, while further increase in $|y|$ leads to an upward twist of the resonance. Effectively one now has the peak in transmission at a much lower value of αL at ($\alpha L = 9.942 \times 10^{-5}$). Thus cavity-designable nonlinear response can be handy for novel kind of switching phenomena in optical circuitry.

The nonlinear response of the system is extremely sensitive to the detunings used. We have plotted transmission as a function incident field (both in \log_{10} scale) in Fig. 6(a) and Fig. 6(b), where the two panels correspond to the case with no ($T = T_3 = 1$) and all cavities ($T = T_3 = 0.01$). In each panel we have presented the results for three distinct values of δ . It is clear from figures that the ring cavity configuration can lead to bistable response for much lower values of αL ($= 2.0 \times 10^{-4}$) as compared to αL ($= 0.75$) for the cavityless situation.

Moreover, there can be a multi-stable response (see curve 2) for suitable choice of δ . The regularization feature for increasing values of δ can be easily seen from both the panels.

Analogous response is also seen in transmission when cavity detuning is used as a parameter. This is shown in Fig. 7, albeit with no multi-stable response. Fig. 7(a) (Fig. 7(b)) shows the transmission for three distinct detunings of the external (internal) cavity. As shown in Fig. 7 the diverging transmission can be regularized with much lower detuning values of the internal cavities than the external cavity. Note that this is consistent with the linear results shown in Figs. 4(b) and 4(c). The control over the location and the height of the bent peaks in Fig. 6 and Fig. 7 can offer a true handle on the optical switching action and its contrast.

Last but not the least, there have been ample discussions on nonreciprocity in linear and nonlinear systems. Nonreciprocity in reflection is a well known fact, while that in transmission is missing in linear and also in some Kerr nonlinear systems [19–21]. Nonreciprocity in transmission leading to optical isolation (diode action) was reported recently [8]. We now show that analogous nonreciprocity is exhibited by our system when the light is incident from the right or from the left. In the context of Eq. (1) it means that now $\alpha_1 > 0$, and $\alpha_2 < 0$, or the loss and the gain media are interchanged. The response for such a case is shown in Fig. 6(b) by the thick solid line. It is clear that, the response is completely different for illumination from the left and the right. Evidently this can find many applications in optical circuitry. Another interesting point suggested by the nonlinear response, of say, Fig. 6(b) is the following. Very large transmission can be realized at low powers. For example, the point marked by a cross on curve 2 of Fig. 6(b) refers to such a situation when $|x/y| = 6.4 \times 10^3$ and $|y| = 1.4 \times 10^{-3}$. Of course one can achieve such a situation only after crossing the threshold (at $|y| = 2.8 \times 10^{-3}$). The presence of cavity lowers the threshold value in comparison to that of cavityless system, for example, for curve 2 in Fig. 6, the threshold value in presence of cavity is $|y| = 2.8 \times 10^{-3}$, whereas for cavityless system $|y| = 0.144$.

In conclusion, we have investigated a balanced gain-loss ring cavity system to show the presence of a singularity, which can be efficiently controlled by the cavity parameters and the atom-laser detuning. We compare various cases with or without the cavities to demonstrate this control on both linear and nonlinear response. We identified the atomic and cavity detuning parameters to be capable of removing the singularities. The regularization is also shown to be possible by changing the incident laser power, leading to skewed resonances and, in general multi-stability. Further, we demonstrated how to use it for the purpose of a controlled switch and optical diode action. Our results may find interesting applications in photonics devices.

One of the authors (SDG) is thankful to Girish S Agarwal for fruitful discussions. KNR is thankful to Depart-

ment of Science and Technology for an INSPIRE Fellowship.

References

1. A Ruschhaupt, F Delgado and J G Muga, J. Phys. A Math. Gen. **38**, L171 (2005).
2. A. Mostafazadeh, Phys. Rev. Lett. **102**, 220402 (2009).
3. A. Mostafazadeh, Phys. Rev. A **80**, 032711 (2009).
4. Z. Ahmed, J. Phys. Math. Theor. **42**, 472005 (2009).
5. S. Longhi, Phys. Rev. B **80**, 165125 (2009).
6. A. Mostafazadeh, Phys. Rev. A **83**, 045801 (2011).
7. A. Mostafazadeh, Phys. Rev. Lett. **110**, 260402 (2013).
8. X. Liu, S. Dutta Gupta, and G. S. Agarwal, Phys. Rev. A **89**, 013824 (2014).
9. H. Benisty, A. Degiron, A. Lupu, A. De Lustrac, S. Chéais, S. Forget, M. Besbes, G. Barbillon, A. Bruyant, S. Blaize, and G. Léonard, Opt. Express **19**, 18004 (2011).
10. A. Mostafazadeh, Phys. Rev. A **84**, 023809 (2011).
11. A. Mostafazadeh and M. Sarisaman, Phys. Rev. A **88**, 033810 (2013).
12. A. Mostafazadeh and M. Sarisaman, Phys. Rev. A **87**, 063834 (2013).
13. A. Lupu, H. Benisty, and A. Degiron, Opt. Express **21**, pp. 21651-21668 (2013).
14. B. Peng, S. K. Özdemir, F. Lei, F. Monifi, M. Gianfreda, G. L. Long, S. Fan, F. Nori, C. M. Bender and L. Yang, Nat. Phys. **10**, 394-398 (2014).
15. G. S. Agarwal and S. Dutta Gupta, Phys. Rev. A, **30**, 2764 (1984).
16. D. Jalas, A. Petrov, M. Eich, W. Freude, S. Fan, Z. Yu, R. Baets, M. Popović, A. Melloni, J. D. Joannopoulos, M. Vanwolleghem, C. R. Doerr and H. Renner, Nat. Phot **7**, 579 (2013).
17. M. L. Asquini, L. A. Lugiato, H. J. Carmichael, and L. M. Narducci, Phys. Rev. A **33**, 360 (1986).
18. S. Dutta Gupta, *Nonlinear optics of Stratified media*, Progress in Optics, E.Wolf, ed.(Elsevier Science, 1998), Vol. **38** p.1.
19. Zafar Ahmed, Phys. Rev. A **64**, 042716 (2001).
20. G. S. Agarwal and S. Dutta Gupta, Opt. Lett. **27**, 1205 (2002).
21. Zin Lin, H. Ramezani, T. Eichelkraut, T. Kottos, Hui Cao, and D. N. Christodoulides, Phys. Rev. Lett. **106**, 213901 (2011).

References

1. A. Ruschhaupt, F. Delgado and J. G. Muga, "Physical realization of \mathcal{PT} -symmetric potential scattering in a planar slab waveguide," *J. Phys. A Math. Gen.* **38**, L171-L176 (2005).
2. A. Mostafazadeh, "Spectral Singularities of Complex Scattering Potentials and Infinite Reflection and Transmission Coefficients at real Energies," *Phys. Rev. Lett.* **102**, 220402 (2009).
3. A. Mostafazadeh, "Resonance Phenomenon Related to Spectral Singularities, Complex Barrier Potential, and Resonating Waveguides," *Phys. Rev. A* **80**, 032711 (2009).
4. Z. Ahmed, "Zero width resonance (spectral singularity) in a complex \mathcal{PT} -symmetric potential," *J. Phys. Math. Theor.* **42**, 472005 (2009).
5. S. Longhi, "Spectral singularities in a non-Hermitian Friedrichs-Fano-Anderson model," *Phys. Rev. B* **80**, 165125 (2009).
6. A. Mostafazadeh, "Optical spectral singularities at threshold resonances," *Phys. Rev. A* **83**, 045801 (2011).
7. A. Mostafazadeh, "Nonlinear spectral singularities for confined nonlinearities," *Phys. Rev. Lett.* **110**, 260402 (2013).
8. X. Liu, S. Dutta Gupta, and G. S. Agarwal, "Regularization of the spectral singularity in \mathcal{PT} -symmetric systems by all-order nonlinearities: Nonreciprocity and optical isolation," *Phys. Rev. A* **89**, 013824 (2014).
9. H. Benisty, A. Degiron, A. Lupu, A. De Lustrac, S. Chéais, S. Forget, M. Besbes, G. Barbillon, A. Bruyant, S. Blaize, and G. Léonard, "Implementation of \mathcal{PT} symmetric devices using plasmonics: principle and applications," *Opt. Express* **19**, 18004 (2011).
10. A. Mostafazadeh, "Semiclassical analysis of spectral singularities and their applications in optics," *Phys. Rev. A* **84**, 023809 (2011).
11. A. Mostafazadeh and M. Sarisaman, "Spectral singularities in the surface modes of a spherical gain medium," *Phys. Rev. A* **88**, 033810 (2013).
12. A. Mostafazadeh and M. Sarisaman, "Spectral singularities and whispering gallery modes of a cylindrical gain medium," *Phys. Rev. A* **87**, 063834 (2013).
13. A. Lupu, H. Benisty, and A. Degiron, "Switching using \mathcal{PT} symmetry in plasmonic systems: positive role of the losses," *Opt. Express* **21**, pp. 21651-21668 (2013).
14. B. Peng, S. K. Özdemir, F. Lei, F. Monifi, M. Gianfreda, G. L. Long, S. Fan, F. Nori, C. M. Bender and L. Yang, "Paritytime-symmetric whispering-gallery microcavities," *Nat. Phys.* **10**, 394-398 (2014).
15. G. S. Agarwal and S. Dutta Gupta, "Coupled optical bistable systems," *Phys. Rev. A* **30**, 2764 (1984).
16. D. Jalas, A. Petrov, M. Eich, W. Freude, S. Fan, Z. Yu, R. Baets, M. Popović, A. Melloni, J. D. Joannopoulos, M. Vanwolleghem, C. R. Doerr and H. Renner, "What is: and what is not: an optical isolator," *Nat. Phot* **7**, 579 (2013).
17. M. L. Asquini, L. A. Lugiato, H. J. Carmichael, and L. M. Narducci, "Off-resonant-mode instabilities in mixed absorptive and dispersive optical bistability," *Phys. Rev. A* , **33**, 360 (1986).
18. S. Dutta Gupta, *Nonlinear optics of Stratified media, Progress in Optics*, E. Wolf, ed.(Elsevier Science, 1998), Vol. **38** p.1.
19. Zafar Ahmed, "Schrödinger transmission through one-dimensional complex potentials," *Phys. Rev. A* **64**, 042716 (2001).
20. G. S. Agarwal and S. Dutta Gupta, "Reciprocity relations for reflected amplitudes," *Opt. Lett.* **27**, 1205 (2002).
21. Zin Lin, H. Ramezani, T. Eichelkraut, T. Kottos, Hui Cao, and D. N. Christodoulides, "Unidirectional Invisibility Induced by \mathcal{PT} -Symmetric Periodic Structures," *Phys. Rev. Lett.* **106**, 213901 (2011).