

The role of the top quark in the stability of the SM Higgs potential

G. DEGRASSI

Dipartimento di Matematica e Fisica, Università di Roma Tre, I.N.F.N. Sezione Roma Tre, Roma, Italy

Summary. — I discuss the stability of the SM scalar potential in view of the discovery of a Higgs boson with mass around 125 GeV. The role played by the top quark mass in the choice between the full stability and the metastability conditions is analyzed in detail. The present experimental value of the top mass do not support the possibility that the SM potential is stable up to the Planck scale but favor an electroweak vacuum sufficiently long-lived to be metastable.

PACS 14.80.Bn – 14.65.jk.

1. – Vacuum stability analysis

With the discovery at the LHC of a new resonance [1] with mass around 125-126 GeV and properties very compatible to those of the Standard Model (SM) Higgs boson the complete particle spectrum of the SM is now known. The first run of the LHC has delivered two important messages: i) no signal of physics beyond the SM (BSM) was discovered. ii) The Higgs boson was found where predicted by the SM. In fig.1 I show the probability density function for the SM Higgs boson mass obtained combining the information from precision measurements with the results of the Higgs search experiments, the latter expressed in terms of the likelihood of the search experiment normalized to the no-signal case [2]. In the figure only the experimental results from LEP and Tevatron before the turning on of the LHC are used. As shown from the figure the SM had a sharp prediction: the mass of the Higgs boson had to be between 114 and 160 GeV. Indeed the Higgs boson was found by ATLAS and CMS exactly in that interval.

The fact that all the parameters of the SM have been now experimentally determined constrains tightly the model and possibly BSM physics. New Physics (NP), if exists, should be of the decoupling type, i.e. it should have a marginal effect on the SM electroweak fit without spoiling its very good agreement with the experimental results. This fact, together with the negative result of the run I of the LHC, may put some doubts on the expectation that NP has to be “around the corner”, i.e. within the reach of the LHC. In this situation it is natural to ask where the scale of NP is, or if it can be as large as the Planck scale, M_{Pl} , implying that the validity of the SM can be extended up to M_{Pl} .

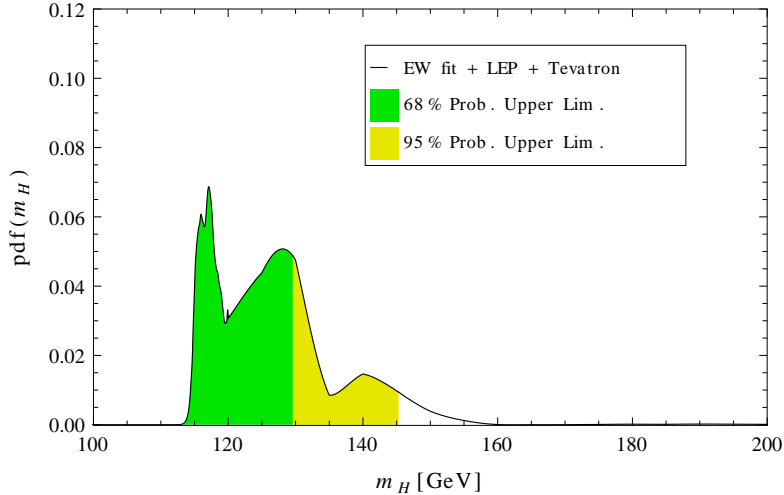


Fig. 1. – Probability density function for the Higgs mass obtained combining the indirect information coming from precision physics with the direct search results from LEP and Tevatron. Courtesy of S. Di Vita.

One approach to answer this question is to study the stability of the SM vacuum, or if the electroweak (EW) minimum we live in is the true minimum of the SM effective potential, i.e. the radiatively corrected scalar potential. The effective potential, in first approximation, has the the same form as the tree-level one but with running parameters (μ is the renormalization scale)

$$(1) \quad V^{\text{eff}} \approx -\frac{1}{2}m^2(\mu)\phi^2(\mu) + \lambda(\mu)\phi^4(\mu) \sim \lambda(\mu)\phi^4(\mu) ,$$

then if we are looking at large values of the Higgs field, $\phi(\mu) \gg v$ where v is the EW minimum, the dominant contribution to the potential is from the quartic term.

The search for the scale where V^{eff} becomes smaller than its value at the EW minimum, i.e. the instability scale Λ_I , can be replaced, given the steepness of the potential around that point, by looking for the scale where $V^{\text{eff}} = 0$ or, for large values of the field, where $\lambda(\mu) = 0$. The Higgs quartic coupling is special among the SM couplings. Indeed λ is the only SM coupling that is allowed to change sign during the Renormalization Group (RG) evolution because it is not multiplicatively renormalized. For all other SM coupling the β functions are proportional to their respective couplings and crossing zero is not possible. In fact, one finds for $\beta_\lambda \equiv d\lambda/d\ln\mu$ at the one loop level

$$(2) \quad \beta_\lambda = \frac{1}{16\pi^2} \left[+24\lambda^2 + \lambda(4N_c Y_t - 9g^2 - 3g'^2) - 2N_c Y_t^4 + \frac{9}{8}g^4 + \frac{3}{8}g'^4 + \frac{3}{4}g^2 g'^2 \right]$$

where $N_c = 3$ is the color factor of $SU(3)_c$, Y_t the top Yukawa coupling and g and g' the $SU(2)_L$ and $U(1)_Y$ gauge couplings, respectively. In the r.h.s. of eq. 2 the part not proportional to λ contains the top Yukawa coupling at the fourth power and with a

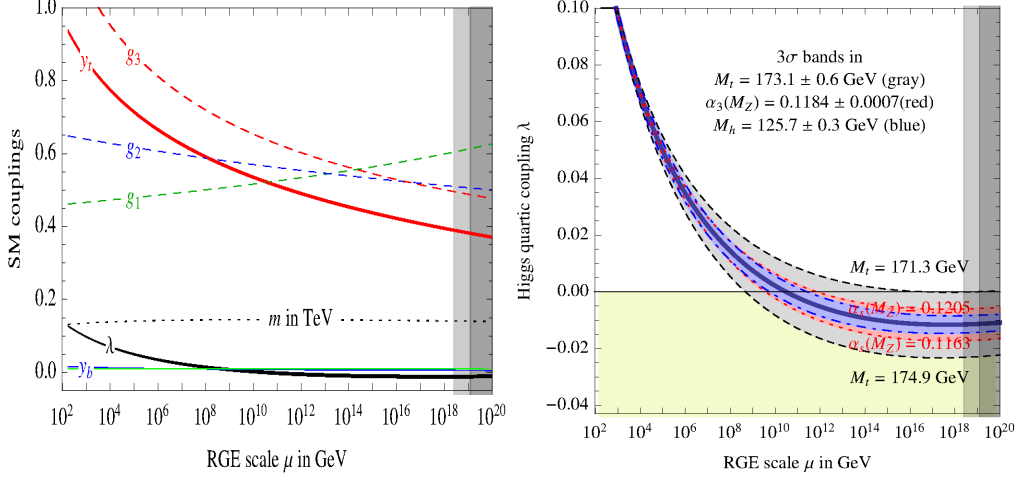


Fig. 2. – Left: Evolution of the SM gauge couplings $g_1 = \sqrt{5/3}g_Y, g_2, g_3$, of the top, bottom couplings (y_t, y_b) of the Higgs quartic coupling λ and of the Higgs mass parameter m . All parameters are defined in the $\overline{\text{MS}}$ scheme. Right: Zoom on the evolution of the Higgs quartic, with uncertainties in M_t, α_s and M_h as indicated. Plots taken from ref.[5]

negative sign. Thus, for small values of λ this is the term dominating β_λ and λ is going to evolve towards smaller values eventually crossing zero.

In fig.2 (left) the evolution in the SM of the gauge, Yukawa and scalar couplings is shown. The running of the various couplings has been determined using the state-of-the-art computations, i.e. three-loop beta functions [3] and two-loop matching conditions [4, 5]. The three gauge couplings and the top Yukawa coupling remain perturbative and are fairly weak at high energy, becoming roughly equal, within 10%, around a scale of about 10^{16} GeV. It is amusing to note that the ordering of the coupling constants at low energy is completely overturned at high energy with the (GUT normalized) hypercharge coupling $g_1 = \sqrt{5/3}g_Y$ being the largest coupling. The evolution of λ is zoomed in the right part of fig.2. The Higgs quartic coupling remains weak in the entire energy domain below M_{Pl} . It decreases with energy crossing $\lambda = 0$, for the central values of top mass, M_t , the strong coupling, α_s , and the Higgs mass, M_h , at a scale of about 10^{10} GeV.

The fact that λ becomes negative at a scale lower than M_{Pl} is a signal that the effective potential is unstable, i.e. at high scale is either not bounded from below or it develops a second minimum that can be deeper than the EW one. In both cases the idea that the SM can be considered a valid theory up to M_{Pl} is in trouble because v is no longer the true minimum of the potential and there is a tunnelling probability between the false vacuum v and the true vacuum at high field values. However, we can infer that NP must appear below Λ_I to cure the instability of the SM potential only if the lifetime of EW vacuum is shorter than the life of the universe.

The rate of quantum tunnelling out of the EW vacuum, given by the probability $d\varphi/dV dt$ of nucleating a bubble of true vacuum within a space volume dV and time interval dt , was first computed in the late seventies by S. Coleman [6]. The total prob-

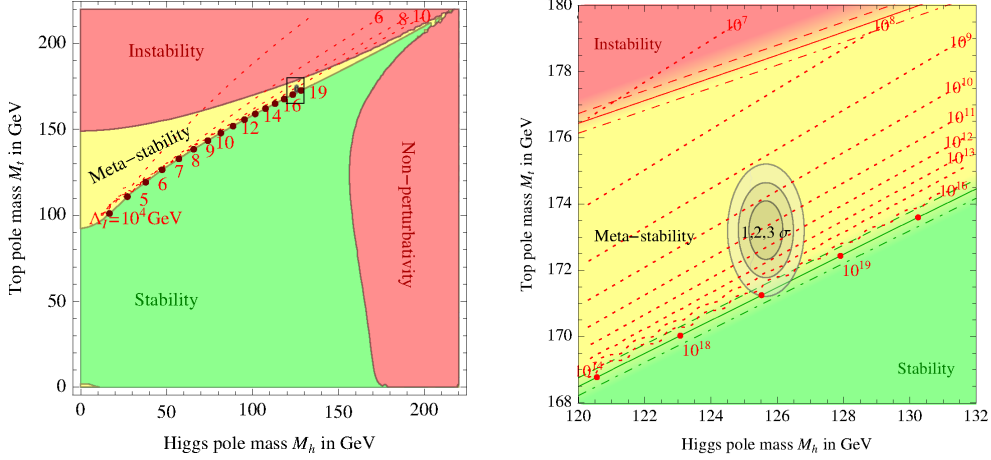


Fig. 3. – **Left:** *SM phase diagram in terms of Higgs and top pole masses. The plane is divided into regions of absolute stability, meta-stability, instability of the SM vacuum, and non-perturbativity of the Higgs quartic coupling. The dotted contour-lines show the instability scale Λ_I in GeV assuming $\alpha_s(M_Z) = 0.1184$.* **Right:** *Zoom in the region of the preferred experimental range of M_h and M_t (the grey areas denote the allowed region at 1, 2, and 3σ).* Plots taken from ref.[5].

ability \wp for vacuum decay to have occurred during the history of the universe can be computed by integrating $d\wp/dV dt$ over the space-time volume of our past light-cone, or

$$(3) \quad \wp \sim \tau_U^4 \Lambda_B^4 e^{-S(\Lambda_B)} \quad S(\Lambda_B) = \frac{8\pi^2}{3|\lambda(\Lambda_B)|}.$$

where τ_U is the age of the universe and $S(\Lambda_B)$ is the action of the bounce of size $R = \Lambda_B^{-1}$. Λ_B is determined as the scale at which $\Lambda_B^4 e^{-S(\Lambda_B)}$ is maximized [7]. In practice this roughly amounts to minimizing $\lambda(\Lambda_B)$, which corresponds to the condition $\beta_\lambda(\Lambda_B) = 0$. By numerical inspection of \wp in eq.(3) one finds that the exponential suppression wins over the large 4-volume factor if $|\lambda(\Lambda_B)|$ is less than ~ 0.05 .

Fig.2 shows that λ in its RG evolution towards M_{Pl} does become negative but never too negative. In fact the running of λ is slowing down at high energy because its β function at high scale becomes very small, vanishing close to M_{Pl} . At the Planck scale one then finds [5]

$$(4) \quad \lambda(M_{Pl}) = -0.0113 + 0.0029 \left(\frac{M_h}{\text{GeV}} - 125.66 \right) - 0.0065 \left(\frac{M_t}{\text{GeV}} - 173.10 \right) + 0.0018 \left(\frac{\alpha_s(M_Z) - 0.1184}{0.0007} \right)$$

that implies that our vacuum is metastable, i.e. \wp is extremely small (less than 10^{-100}) or the lifetime of the EW vacuum is extremely long much larger than τ_U .

The study of the two-loop effective potential [8] allows us to identify the phases of the SM. They are shown in fig.3 as a function of the Higgs and top masses. The regions of stability, metastability, and instability of the EW vacuum are shown both for a broad range of M_h and M_t , and after zooming into the region corresponding to the measured values. The uncertainty from α_s and from theoretical errors is indicated by the dashed lines and the color shading along the borders. Also shown are contour lines of the instability scale. The measured values of M_h and M_t appear to be rather special, in the sense that they place the SM vacuum at the border between stability and metastability. In the neighborhood of the measured values of M_h and M_t , the stability condition is well approximated by

$$(5) \quad M_h > 129.1 \text{ GeV} + 2.0(M_t - 173.10 \text{ GeV}) - 0.5 \text{ GeV} \frac{\alpha_s(M_Z) - 0.1184}{0.0007} \pm 0.3 \text{ GeV} .$$

Since the experimental error on the Higgs mass is already fairly small and will be further reduced by future LHC analyses, it is becoming more appropriate to express the stability condition in terms of the pole top mass or

$$(6) \quad M_t < (171.53 \pm 0.15 \pm 0.23_{\alpha_s} \pm 0.15_{M_h}) \text{ GeV} .$$

2. – The role of the top quark

As is clear from the right plot in fig.3, it is the exact value of the top mass, rather than a further refined computation, the factor that can discriminate between a stable and a metastable EW vacuum. Fig.3, as well as the bound (6), are obtained using as renormalized mass for the top quark the so-called pole mass and identifying it with the average of the Tevatron, CMS and ATLAS measurements, $M_t = 173.10 \pm 0.6 \text{ GeV}$. This identification can be disputed in two aspects. i) From a theoretical point the concept of pole mass for a quark is not well defined as quarks are not free asymptotic states. Furthermore the quark pole mass is plagued with an intrinsic non-perturbative ambiguity of the order of Λ_{QCD} due to the so-called infrared (IR) renormalon effects. ii) The top mass parameter extracted by the experiments, which we call M_t^{MC} , is an object that is obtained via the comparison between the kinematical reconstruction of the top quark decay products and the Monte Carlo simulations of the corresponding event. The latter requires a careful modeling of the jets, missing energy, initial state radiation contributions as well as of the hadronization part. M_t^{MC} is a parameter sensitive to the on-shell region of the top quark but it cannot be directly identified with the pole mass. We can write generically $M_t^{pole} = M_t^{MC} + \Delta$ with the understanding that the error quoted by the experimental collaborations refers to M_t^{MC} and not to M_t^{pole} . The point now is what is the size of Δ . An analysis of the phase-space regions in the top production cross-section at hadron colliders shows that the region possibly sensitive to IR effects contributes very little to the total rate. Then, even assuming an uncertainty of 100 % in the modelling of that region, the extraction of M_t^{MC} from the total rate will be affected only at the level of $\sim 30 \text{ MeV}$. Thus we can conclude that M_t^{MC} can be interpreted as M_t^{pole} within the intrinsic ambiguity in the definition of M_t^{pole} , that implies $\Delta \sim \mathcal{O}(\Lambda_{QCD}) \sim 250 - 500 \text{ MeV}$ [9].

It is well known that short distance masses, such the one defined in the $\overline{\text{MS}}$ scheme, do not suffer from the IR renormalon problem. The $\overline{\text{MS}}$ top mass, $M_t^{\overline{\text{MS}}}$, can be extracted directly from the total production cross section for top quark pairs $\sigma(t\bar{t} + X)$. A recent

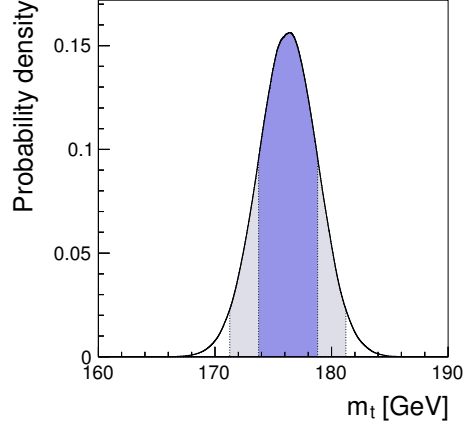


Fig. 4. – Indirect determination of the top pole mass from EW precision observables. Courtesy of S. Mishima and L. Silvestrini.

analysis reports $M_t^{\overline{\text{MS}}}(M_t) = 163.3 \pm 2.7$ [10], a value that translated in terms of pole mass gives for M_t^{pole} a central value very close to that obtained via the decay products but a much larger error

$$(7) \quad M_t^{\overline{\text{MS}}}(M_t) = 163.3 \pm 2.7 \text{ GeV} \rightarrow M_t^{\text{pole}} = 173.3 \pm 2.8 \text{ GeV}.$$

The use of $\overline{\text{MS}}$ masses in the EW theory requires some specification. Differently from QCD, in the EW theory masses, as well as v , are not parameters of the EW Lagrangian. The parameters are the gauge, Yukawa and the scalar couplings. This implies that the definition of an $\overline{\text{MS}}$ mass is not unique: it depends upon the definition of the vacuum. Indeed we can define the vacuum either as the minimum of the tree-level scalar potential or as the minimum of the radiatively corrected potential. In the first case we get an $\overline{\text{MS}}$ mass that is gauge invariant, but there will be large EW corrections in the relation between the pole and the $\overline{\text{MS}}$ mass [11]. In the case of the top quark they are proportional to M_t^4 implying that if we want to extract directly $M_t^{\overline{\text{MS}}}(M_t)$ from $\sigma(t\bar{t} + X)$ we have to consider the EW radiative corrected cross section. In the second case, when the vacuum is defined via the corrected potential, these large corrections are absent however the resulting $\overline{\text{MS}}$ mass is not a gauge-invariant object. Although this fact can seem quite awkward we should remember that an $\overline{\text{MS}}$ mass is not a physical object and therefore gauge invariance is not a mandatory requirement.

It is clear that, because $M_t^{\overline{\text{MS}}}$ is determined with an error much larger than that of M_t^{pole} its use in the analysis of vacuum stability will weaken the conclusion that the EW vacuum is metastable while admitting, within 1σ in the top mass error, the possibility of full stability. However, we can take a different point of view: the top pole mass is the same object that enters the EW fit and it can be predicted now that we know the Higgs mass quite accurately. Is the M_t^{pole} value obtained from the fit compatible with the bound (6)? The answer is in fig.4 where the probability density function for M_t^{pole}

is shown with the dark (light) region corresponding to 1(2) σ interval. From the figure it is clear that values of M_t around 171 GeV are in the tail of the distribution with a probability of few per cent.

3. – Conclusions

The SM is in a very good status. The value of the Higgs mass found by ATLAS and CMS is very intriguing. It causes the SM potential to be at the border of the stability region. The exact value of the top mass plays the central role between the full stability or the metastability (preferred) options. The possibility of $\lambda > 0$ up to M_{Pl} requires a top mass value around 171 GeV, a number not preferred by the EW fit. Finally, the fact that our EW vacuum is metastable with a lifetime much longer than the age of the universe does not allow us to conclude that NP must appear at a scale lower than the Planck scale.

* * *

I would like to thank the organizers of LC13 for their kind invitation. I am in debt with all the people I have collaborated with on this subject: D. Buttazzo, S. Di Vita, J. Elias-Miró, J.R. Espinosa, P.P. Giardino, G. Giudice, G. Isidori, F. Sala, A. Salvio and A. Strumia. Interesting discussions with F. Maltoni and P. Slavich are also acknowledged. This work was partially supported by the Research Executive Agency (REA) of the European Union under the Grant Agreement number PITN-GA- 2010-264564 (LHCPhenoNet).

REFERENCES

- [1] AAD G.*et al.* [ATLAS COLLABORATION], *Phys. Lett. B*, **716** (2012) 1 [arXiv:1207.7214]; CHATRCHYAN S.*et al.* [CMS COLLABORATION], *Phys. Lett. B*, **716** (2012) 30 [arXiv:1207.7235].
- [2] D'AGOSTINI G. and DEGRASSI G., *Eur. Phys. J. C*, **10** (1999) 663 [hep-ph/9902226].
- [3] TARASOV O.V. VLADIMIROV A.A. and ZHARKOV A.Y., *Phys. Lett. B*, **93** (1980) 429; LARIN S.A. and VERMASEREN J.A.M., *Phys. Lett. B*, **303** (1993) 334 [hep-ph/9302208]; MIHAILA L.N. SALOMON J. and STEINHAUSER M., *Phys. Rev. Lett.*, **108** (2012) 151602 [arXiv:1201.5868], *Phys. Rev. D*, **86** (2012) 096008 [arXiv:1208.3357]; CHETYRKIN K.G. and ZOLLER M.F., *JHEP*, **1206** (2012) 033[arXiv:1205.2892] ; BEDNYAKOV A.V. PIKELNER A.F. and VELIZHANIN V.N., *Phys. Lett. B*, **722** (2013) 336 [arXiv:1212.6829].
- [4] BEZRUKOV F. KALMYKOV M.Y. KNIEHL B.A. and SHAPOSHNIKOV M., *JHEP*, **1210** (2012) 140 [arXiv:1205.2893].
- [5] DEGRASSI G. DI VITA S. ELIAS-MIRO J. ESPINOSA J.R. GIUDICE G. ISIDORI G. and STRUMIA A., *JHEP*, **1208** (2012) 098 [arXiv:1205.6497]; BUTTAZZO D. DEGRASSI G. GIARDINO P.P. GIUDICE G. SALA F. SALVIO A. and STRUMIA A., *JHEP*, **1312** (2013) 089 [arXiv:1307.3536].
- [6] COLEMAN S.R., *Phys. Rev. D*, **15** (1997) 2929 [Erratum-ibid. D 16 (1977) 1248];
- [7] ISIDORI G. RIDOLFI G. and STRUMIA A., *Nucl. Phys. B*, **609** (2001) 387 [hep-ph/0104016]
- [8] FORD C. JACK I. and JONES D.R.T., *Nucl. Phys. B*, **387** (1992) 373 [Erratum ibid. **504** (1997) 551] [hep-ph/0111190]; MARTIN S.P., *Phys. Rev. D*, **65** (2002) 116003 [hep-ph/0111209].
- [9] MANGANO M., *talk given at the TOP 2013 Conference*, Durbach September 14-19 2013.
- [10] ALEKHIN S. DJOUADI A. and MOCH S., *Phys. Lett. B*, **716** (2012) 214 [arXiv:1207.0980].
- [11] JEGERLEHNER F. KALMYKOV M.Y. and KNIEHL B.A., *Phys. Lett. B*, **722** (2013) 123 [arXiv:1212.4319].