

Reverse Time Migration for Extended Obstacles: Acoustic Waves

Junqing Chen¹, Zhiming Chen², Guanghui Huang²

¹ Department of Mathematical Sciences, Tsinghua University, Beijing 100084, China

² LSEC, Institute of Computational Mathematics, Academy of Mathematics and Systems Science, Chinese Academy of Sciences, Beijing 100190, China

Abstract. We consider the resolution of the single frequency reverse time migration (RTM) method for extended targets without the assumption of the validation of geometric optics approximation. The resolution analysis, which applies in both penetrable and non-penetrable obstacles with sound soft or impedance boundary condition on the boundary of the obstacle, implies that the imaginary part of the cross-correlation imaging functional is always positive and thus may have better stability properties. Numerical experiments are included to illustrate the powerful imaging quality and to confirm our resolution results.

1. Introduction

In this paper we propose and study an imaging algorithm to find the support of an unknown obstacle embedded in a known background medium from a knowledge of scattered acoustic waves measured on a given acquisition surface which is assumed to be far away from the obstacle. The algorithm does not require any a priori information of the physical properties of the obstacle such as penetrable or non-penetrable, and for non-penetrable obstacles, the type of boundary conditions on the boundary of the obstacle.

Let the obstacle occupy a bounded Lipschitz domain $D \subset \mathbb{R}^2$ with ν the unit outer normal to its boundary Γ_D . We assume the incident wave is emitted by a point source located at x_s on a closed surface Γ_s away from the obstacle. For penetrable obstacles D , the measured wave u is the solution of the following acoustic scattering problem:

$$\Delta u + k^2 n(x)u = -\delta_{x_s}(x) \quad \text{in } \mathbb{R}^2, \quad (1.1)$$

$$\sqrt{r} \left(\frac{\partial u}{\partial r} - \mathbf{i}ku \right) \rightarrow 0 \quad \text{as } r \rightarrow \infty, \quad r = |x|, \quad (1.2)$$

where $k > 0$ is the wave number, $n(x) \in L^\infty(D)$ is a positive scalar function supported in D , δ_{x_s} is the Dirac source located at x_s . The condition (1.2) is the well-known Sommerfeld radiation condition. For non-penetrable obstacles D , the measured wave u is the solution of the following scattering problem:

$$\Delta u + k^2 u = -\delta_{x_s}(x) \quad \text{in } \mathbb{R}^2, \quad (1.3)$$

$$u = 0 \quad \text{or} \quad \frac{\partial u}{\partial \nu} + \mathbf{i}k\eta(x)u = 0 \quad \text{on } \Gamma_D, \quad (1.4)$$

$$\sqrt{r} \left(\frac{\partial u}{\partial r} - \mathbf{i}ku \right) \rightarrow 0 \quad \text{as } r \rightarrow \infty, \quad r = |x|, \quad (1.5)$$

where $\eta(x) \geq 0$ is a bounded function on Γ_D . The Dirichlet boundary condition $u = 0$ on Γ_D corresponds to the sound soft obstacle. The second condition on Γ_D in (1.4) is the impedance condition and it reduces to the sound hard obstacle when $\eta(x) = 0$. The existence and uniqueness of the problem (1.1)-(1.2) such that $u^s = u - u^i$ in $H_{\text{loc}}^1(\mathbb{R}^2)$ and the problem (1.3)-(1.5) such that $u^s = u - u^i$ in $H_{\text{loc}}^1(\mathbb{R}^2 \setminus \bar{D})$ is well-known [10, 18, 7], where $u^i(x) = \frac{\mathbf{i}}{4} H_0^{(1)}(k|x - x_s|)$ is the fundamental solution of the Helmholtz equation, $H_0^{(1)}(z)$ is the Hankel function of the first type and order zero.

The direct methods for solving inverse scattering problems have drawn considerable interest in the literature in recent years. One example is the Multiple Signal Classification (MUSIC) method which was first proposed in the signal processing in Schmidt [21]. It was used for imaging point scatterers under Born approximation for well-resolved targets by Devaney [13] and extended to locate small inclusions in Bruhl, Hanke, and Vogelius [6] and Ammari [1]. The key ingredient in the MUSIC algorithm is to construct a basis function for the signal space via singular value decomposition (SVD) of the multi-static response matrix (MSR). For extended targets or cracks, the singular values of MSR matrix may decrease continuously without significant gap between signal space and null (noise) space.

The other class of direct methods for inverse scattering problems includes the linear sampling method of Colton and Kirsch [9], the factorization method of Kirsch in [15], and the point source method of Potthast [19]. These methods are motivated by the uniqueness proof of inverse scattering problems and are based on the fact that the point source incident wave becomes singular as the source approaches to the boundary of scatterers (see Colton and Kress [11]). We refer to Potthast [20] and Kirsch and Grinberg [16] for more information on this class of methods.

The reverse time migration (RTM) or the closely related prestack depth migration methods are nowadays widely used in exploration geophysics (see e.g., Berkhout [3], Claerbout [8]). It is originated in the simple setting of exploding reflector model. For imaging the complex medium in practical applications, the analysis of the migration method is usually based on the high frequency assumption so that the geometric optics approximation can be used (see e.g., Bleistein, Cohen and Stockwell [4]). Our work is inspired by the recent study of RTM method in a noisy environment in Garnier [14] in which the Helmholtz-Kirchhoff identity is used to study the resolution of RTM for imaging small inclusions. Helmholtz-Kirchhoff identity plays an important role in the inverse source problem, see Bojarski [5].

The purpose of this paper is to provide a new mathematical understanding of the RTM method for extended obstacles without the assumption of geometric optics approximation. We study the resolution of the RTM method for both penetrable and non-penetrable obstacles. As the outcome of our resolution analysis we propose to use the imaginary part of the cross-correlation RTM functional. We show that this new imaging functional enjoys the nice feature that it is always positive and thus may have better stability properties. We will extend the results in this paper to study the RTM method for imaging extend targets using electromagnetic and elastic waves in forthcoming papers.

The rest of this paper is organized as follows. In section 2 we introduce the RTM algorithm. In section 3 we study the resolution of the imaging algorithm in section 2 for both the penetrable and non-penetrable obstacles. In section 4 we report extensive numerical experiments to show the competitive performance of the new RTM algorithm.

2. The reverse time migration method

In this section we introduce the RTM method for inverse scattering problems. We assume that there are N_s transducers uniformly distributed on $\Gamma_s = \partial B_s$ and N_r transducers uniformly distributed on $\Gamma_r = \partial B_r$. B_s and B_r are the circles of radius R_s and R_r , respectively. We denote by Ω the sampling domain in which the obstacle is sought. We assume the obstacle $D \subset \Omega$ and Ω is inside in B_s, B_r .

Let $G(x, y)$ be the fundamental solution of the Helmholtz equation

$$\Delta G(x, y) + k^2 G(x, y) = -\delta_y(x) \quad \text{in } \mathbb{R}^2.$$

Let $u^i(x, x_s) = G(x, x_s)$ be the incident wave and $u^s(x_r, x_s) = u(x_r, x_s) - u^i(x_r, x_s)$ be the scattered field measured at x_r , where $u(x, x_s)$ is the solution of the problem either

(1.1)-(1.2) or (1.3)-(1.5). The matrix $(u^s(x_r, x_s))_{i,j=1}^{N_r \times N_s}$ is called the multi-static response matrix (MSR) in the literature.

Our RTM algorithm consists of two steps. The first step is the back-propagation in which we back-propagate the complex conjugated (time reversed) data $\overline{u(x_r, x_s)}$ into the domain. The second step is the cross-correlation in which we compute the imaginary part of the cross-correlation of the incident field and the back-propagated field.

Algorithm 2.1 (REVERSE TIME MIGRATION ALGORITHM)

Given the data $u^s(x_r, x_s)$ which is the measurement of the scattered field at x_r when the source is emitted at x_s , $s = 1, \dots, N_s$ and $r = 1, \dots, N_r$.

1° Back-propagation: For $s = 1, \dots, N_s$, compute the solution v_b of the following problem:

$$\Delta v_b(x, x_s) + k^2 v_b(x, x_s) = \frac{|\Gamma_r|}{N_r} \sum_{r=1}^{N_r} \overline{u^s(x_r, x_s)} \delta_{x_r}(x) \quad \text{in } \mathbb{R}^2, \quad (2.6)$$

$$\sqrt{r} \left(\frac{\partial v_b}{\partial r} - \mathbf{i} k v_b \right) \rightarrow 0 \quad \text{as } r \rightarrow \infty. \quad (2.7)$$

2° Cross-correlation: For $z \in \Omega$, compute

$$I(z) = k^2 \cdot \text{Im} \left\{ \frac{|\Gamma_s|}{N_s} \sum_{s=1}^{N_s} u^i(z, x_s) v_b(z, x_s) \right\}. \quad (2.8)$$

Taking the imaginary part of the correlation of the incidence field and the back-propagated field is motivated by the resolution analysis in the next section where we show that the imaginary part of the correlation functional is a positive function and thus is more stable than the real part of the correlation functional. By using the fundamental solution we can represent the solution v_b of (2.6)-(2.7) as

$$v_b(z, x_s) = -\frac{|\Gamma_r|}{N_r} \sum_{r=1}^{N_r} G(z, x_r) \overline{u^s(x_r, x_s)},$$

which implies

$$I(z) = -k^2 \cdot \text{Im} \left\{ \frac{|\Gamma_s| |\Gamma_r|}{N_s N_r} \sum_{s=1}^{N_s} \sum_{r=1}^{N_r} G(z, x_s) G(z, x_r) \overline{u^s(x_r, x_s)} \right\} \quad \forall z \in \Omega. \quad (2.9)$$

This formula is used in all our numerical experiments in section 4.

Noticing that for $z \in \Omega$ which is a subdomain of Ω_s , $G(z, x_s)$ is a smooth function in $x_s \in \Gamma_s$. Similarly, $G(z, x_r)$ is smooth in $x_r \in \Gamma_r$. We also know that since $u^s = u - u^i$ is the scattering solution of (1.1)-(1.2) or (1.3)-(1.4), $u^s(x_r, x_s)$ is also smooth in x_r, x_s . Therefore, the imaging functional $I(z)$ in (2.9) is a good trapezoid quadrature approximation of the following continuous functional:

$$\hat{I}(z) = -k^2 \cdot \text{Im} \int_{\Gamma_r} \int_{\Gamma_s} G(z, x_s) G(z, x_r) \overline{u^s(x_r, x_s)} ds(x_s) ds(x_r) \quad \forall z \in \Omega. \quad (2.10)$$

This formula is the starting point of our resolution analysis in the next section.

3. The resolution analysis

In this section we study the resolution of the imaging functional in (2.10). We start by recalling the the Helmholtz-Kirchhoff identity [5].

Lemma 3.1 *Let \mathcal{D} be a bounded Lipschitz domain in \mathbb{R}^2 with ν being the unit outer normal to its boundary; we have*

$$\int_{\partial\mathcal{D}} \left(\overline{G(x, \xi)} \frac{\partial G(\xi, y)}{\partial \nu} - \frac{\partial \overline{G(x, \xi)}}{\partial \nu} G(\xi, y) \right) ds(\xi) = 2i \operatorname{Im} G(x, y) \quad \forall x, y \in \mathcal{D}.$$

Proof. For the sake of completeness, we include a proof here. For any fixed $x \in \mathcal{D}$, since $\operatorname{Im} G(x, y)$ satisfies the Helmholtz equation, we obtain by the integral representation formula that for any $y \in \mathcal{D}$,

$$\operatorname{Im} G(x, y) = \int_{\partial\mathcal{D}} \left(\frac{\partial \operatorname{Im} G(x, \xi)}{\partial \nu} G(\xi, y) - \frac{\partial G(\xi, y)}{\partial \nu} \operatorname{Im} G(x, \xi) \right) ds(\xi).$$

By $\operatorname{Im} G(x, \xi) = \frac{1}{2i}(G(x, \xi) - \overline{G(x, \xi)})$ we know the lemma follows if one can prove the following identity:

$$\int_{\partial\mathcal{D}} \left(\frac{\partial G(\xi, y)}{\partial \nu} G(x, \xi) - \frac{\partial G(x, \xi)}{\partial \nu} G(\xi, y) \right) ds(\xi) = 0 \quad \forall x, y \in \mathcal{D}. \quad (3.11)$$

Denote by B_R a circle of radius $R > 0$ that includes \mathcal{D} . Since $x, y \in \mathcal{D}$, $G(x, \cdot)$ and $G(\cdot, y)$ satisfy Helmholtz equation in $B_R \setminus \overline{\mathcal{D}}$. By integration by parts, we obtain

$$\begin{aligned} & \int_{\partial\mathcal{D}} \left(\frac{\partial G(\xi, y)}{\partial \nu} G(x, \xi) - \frac{\partial G(x, \xi)}{\partial \nu} G(\xi, y) \right) ds(\xi) \\ &= \int_{\partial B_R} \left(\frac{\partial G(\xi, y)}{\partial \nu} G(x, \xi) - \frac{\partial G(x, \xi)}{\partial \nu} G(\xi, y) \right) ds(\xi) \\ &= \int_{\partial B_R} \left[\left(\frac{\partial G(\xi, y)}{\partial \nu} - ikG(\xi, y) \right) G(x, \xi) - \left(\frac{\partial G(x, \xi)}{\partial \nu} - ikG(x, \xi) \right) G(\xi, y) \right] ds(\xi). \end{aligned}$$

This shows (3.11) by letting $R \rightarrow \infty$ since $G(x, \xi) = O(|\xi|^{-1/2})$ and $\frac{\partial G(x, \xi)}{\partial \nu} - ikG(x, \xi) = O(|\xi|^{-3/2})$ as $|\xi| \rightarrow \infty$. This completes the proof. \square

A direct consequence of the Helmholtz-Kirchhoff identity is the following lemma which plays a key role in our resolution analysis, see also [14].

Lemma 3.2 *We have*

$$k \int_{\Gamma_s} \overline{G(x, x_s)} G(x_s, z) ds(x_s) = \operatorname{Im} G(x, z) + w_s(x, z) \quad \forall x, z \in \Omega, \quad (3.12)$$

$$k \int_{\Gamma_r} \overline{G(x, x_r)} G(x_r, z) ds(x_r) = \operatorname{Im} G(x, z) + w_r(x, z) \quad \forall x, z \in \Omega, \quad (3.13)$$

where $|w_s(x, z)| + |\nabla_x w_s(x, z)| \leq CR_s^{-1}$, $|w_r(x, z)| + |\nabla_x w_r(x, z)| \leq CR_r^{-1}$ uniformly for any $x, z \in \Omega$.

Proof. The estimate for $|w_s(x, z)|$ in (3.12) is a direct consequence of Lemma 3.1 and the following well-known asymptotic relations:

$$G(x, x_s) = O(R_s^{-1/2}), \quad \frac{\partial G(x, x_s)}{\partial \nu} - \mathbf{i}kG(x, x_s) = O(R_s^{-3/2}) \quad \forall x \in \Omega, x_s \in \Gamma_s.$$

The estimate for $|\nabla_x w_s(x, z)|$ follows again from Lemma 3.1 by using the following asymptotic relations:

$$\frac{\partial G(x, x_s)}{\partial x_j} = O(R_s^{-1/2}), \quad \frac{\partial}{\partial x_j} \left(\frac{\partial G(x, x_s)}{\partial \nu} - \mathbf{i}kG(x, x_s) \right) = O(R_s^{-3/2}),$$

for any $x \in \Omega, x_s \in \Gamma_s, j = 1, 2$. Equation (3.13) can be proved similarly. This completes the proof. \square

To proceed we recall the definition of the Dirichlet-to-Neumann mapping $\Lambda_D : H^{1/2}(\partial D) \rightarrow H^{-1/2}(\partial D)$. For any $g \in H^{1/2}(\Gamma_D)$, $\Lambda_D(g) = \frac{\partial w}{\partial \nu} \Big|_{\Gamma_D}$, where $w \in H_{\text{loc}}^1(\mathbb{R}^2 \setminus \bar{D})$ is the solution of the following scattering problem:

$$\Delta w + k^2 w = 0 \quad \text{on } \mathbb{R}^2 \setminus \bar{D}, \quad (3.14)$$

$$w = g \quad \text{on } \Gamma_D, \quad \sqrt{r} \left(\frac{\partial w}{\partial r} - \mathbf{i}k w \right) \rightarrow 0 \quad \text{as } r \rightarrow \infty. \quad (3.15)$$

The far field pattern $w_\infty(\hat{x})$ of the solution w to the scattering problem (3.14)-(3.15) is defined by the asymptotic behavior

$$w(x) = \frac{e^{\mathbf{i}k|x|}}{|x|^{1/2}} \left\{ w_\infty(\hat{x}) + O\left(\frac{1}{|x|}\right) \right\}, \quad |x| \rightarrow \infty, \quad (3.16)$$

where $\hat{x} = x/|x| \in S^1 := \{x \in \mathbb{R}^2 : |x| = 1\}$.

Lemma 3.3 *Let $g \in H^{1/2}(\Gamma_D)$ and w be the radiation solution satisfying (3.14)-(3.15); then*

$$-\text{Im} \langle g, \Lambda_D(g) \rangle_{\Gamma_D} = k \int_{S^1} |w_\infty(\hat{x})|^2 d\hat{x} > 0,$$

where $\langle \cdot, \cdot \rangle_{\Gamma_D}$ represents the duality pairing between $H^{1/2}(\Gamma_D)$ and $H^{-1/2}(\Gamma_D)$.

Proof. For the sake of completeness, we sketch a proof here. Let B_R be a circle of radius R that includes D . By integrating by parts one easily obtains

$$\langle g, \Lambda(g) \rangle_{\Gamma_D} = \int_{\Gamma_D} w \frac{\partial \bar{w}}{\partial \nu} ds = - \int_{B_R \setminus \bar{D}} (|\nabla w|^2 - k^2 |w|^2) dx + \int_{\Gamma_R} w \frac{\partial \bar{w}}{\partial r} ds.$$

Thus, by using the Sommerfeld radiation condition, we have

$$\text{Im} \langle g, \Lambda(g) \rangle_{\Gamma_D} = \lim_{R \rightarrow \infty} \text{Im} \int_{\Gamma_R} w \frac{\partial \bar{w}}{\partial r} ds = -k \lim_{R \rightarrow \infty} \int_{\Gamma_R} |w|^2 ds.$$

This completes the proof by using (3.16). \square

The following stability estimate of the forward scattering problem will be used in our resolution analysis. The proof can be found in Zhang [22] by using the method of limiting absorption principle where a general transmission problem in two locally perturbed half-spaces is studied.

Lemma 3.4 *Let $n \in L^\infty(D)$ be a positive scalar function supported in D and the source $f \in L^2(\mathbb{R}^2)$ have compact support. Then the scattering problem*

$$\begin{aligned} \Delta U + k^2 n(x)U &= f(x) \quad \text{in } \mathbb{R}^2, \\ \sqrt{r} \left(\frac{\partial U}{\partial r} - \mathbf{i}kU \right) &\rightarrow 0 \quad \text{as } r \rightarrow \infty, \quad r = |x|, \end{aligned}$$

admits a unique solution $U \in H_{\text{loc}}^1(\mathbb{R}^2)$. Moreover, there exists a constant $C > 0$ such that $\|U\|_{H^1(D)} \leq C\|f\|_{L^2(\mathbb{R}^2)}$.

We remark that the constant C in the lemma depends on the scatterer D and the wave number k . The estimate of the explicit dependence of C on the wave number k when k is large draws considerable interests in the literature. We refer to the recent work of Chandler-Wilde and Monk [12] and the references therein for results in that direction. In this paper we are interested in the case when the wavelength $\lambda = 2\pi/k$ is of comparable size of the scatterer, that is, the case when k is not very large.

Now we are in the position to show the resolution theorem for the RTM algorithm in this paper. We first consider the case of penetrable obstacles.

Theorem 3.1 *For any $z \in \Omega$, let $\psi(x, z)$ be the radiation solution of the Helmholtz equation with penetrable scatterer D :*

$$\Delta \psi + k^2 n(x)\psi = -k^2(n(x) - 1)\text{Im} G(x, z) \quad \text{in } \mathbb{R}^2. \quad (3.17)$$

Then if the measured field $u^s = u - u^i$ with u satisfying the problem (1.1)-(1.2), we have

$$\hat{I}(z) = k \int_{S^1} |\psi_\infty(\hat{x}, z)|^2 d\hat{x} + w_f(z) \quad \forall z \in \Omega,$$

where $\|w_f\|_{L^\infty(\Omega)} \leq C(R_s^{-1} + R_r^{-1})$.

Proof. Since $G(x, x_s)$ satisfies $\Delta G(x, x_s) + k^2 G(x, x_s) = -\delta_{x_s}(x)$ in \mathbb{R}^2 , we know that $u^s = u - u^i$ satisfies

$$\Delta u^s(x, x_s) + k^2 u^s(x, x_s) = k^2(1 - n(x))u(x, x_s),$$

which implies u^s satisfies the Lippmann-Schwinger equation

$$u^s(x, x_s) = \int_D k^2(n(\xi) - 1)u(\xi, x_s)G(x, \xi)d\xi.$$

Then, by Lemma 3.2,

$$\begin{aligned} v_b(z, x_s) &= \int_{\Gamma_r} G(z, x_r) \overline{u^s(x_r, x_s)} ds(x_r) \\ &= \int_{\Gamma_r} \int_D k^2(n(\xi) - 1) \overline{u(\xi, x_s)} \overline{G(x_r, \xi)} G(z, x_r) d\xi ds(x_r) \\ &= \int_D k^2(n(\xi) - 1) \left[\frac{1}{k} (\text{Im} G(\xi, z) + w_r(\xi, z)) \right] \overline{u(\xi, x_s)} d\xi, \end{aligned}$$

which yields after using (2.10) that

$$\begin{aligned} \hat{I}(z) &= -k^2 \text{Im} \int_{\Gamma_s} G(z, x_s) v_b(z, x_s) ds(x_s) \\ &= -k \text{Im} \int_D k^2(n(\xi) - 1) \left[\frac{1}{k} (\text{Im} G(\xi, z) + w_r(\xi, z)) \right] v(\xi, z) d\xi, \quad (3.18) \end{aligned}$$

where $v(\xi, z) = k \int_{\Gamma_s} G(z, x_s) \overline{u(\xi, x_s)} ds(x_s)$. Since by the Lippmann-Schwinger equation

$$u(\xi, x_s) = G(\xi, x_s) + \int_D k^2(n(y) - 1)u(y, x_s)G(\xi, y)dy,$$

we obtain by using Lemma 3.2 that

$$v(\xi, z) = (\operatorname{Im} G(\xi, z) + w_s(\xi, z)) + \int_D k^2(n(y) - 1)v(y, z)\overline{G(\xi, y)}dy.$$

Let $w(\xi, z) = v(\xi, z) - (\operatorname{Im} G(\xi, z) + w_s(\xi, z))$; then

$$w(\xi, z) = \int_D k^2(n(y) - 1)[w(y, z) + (\operatorname{Im} G(y, z) + w_s(y, z))]\overline{G(\xi, y)}dy,$$

and, consequently,

$$\overline{w(\xi, z)} = \int_D k^2(n(y) - 1)\left[\overline{w(y, z)} + (\operatorname{Im} G(y, z) + \overline{w_s(y, z)})\right]G(\xi, y)dy.$$

This implies that $\overline{w(\xi, z)}$ is the radiation solution of the following Helmholtz equation

$$\Delta_\xi \overline{w(\xi, z)} + k^2 \overline{w(\xi, z)} = -k^2(n(\xi) - 1)\left[\overline{w(\xi, z)} + (\operatorname{Im} G(\xi, z) + \overline{w_s(\xi, z)})\right],$$

which is equivalent to

$$\Delta_\xi \overline{w(\xi, z)} + k^2 n(\xi) \overline{w(\xi, z)} = -k^2(n(\xi) - 1)(\operatorname{Im} G(\xi, z) + \overline{w_s(\xi, z)}).$$

Now by (3.17) we know that $\zeta(\xi, z) = \overline{w(\xi, z)} - \psi(\xi, z)$ satisfies

$$\Delta_\xi \zeta(\xi, z) + k^2 n(\xi) \zeta(\xi, z) = -k^2(n(\xi) - 1)\overline{w_s(\xi, z)} \quad \text{in } \mathbb{R}^2,$$

and the Sommerfeld radiation condition. By Lemma 3.4 and Lemma 3.2 we have

$$\|\zeta(\cdot, z)\|_{H^1(D)} \leq Ck^2\|(n(\cdot) - 1)\|_{L^\infty(D)}\|\overline{w_s(\cdot, z)}\|_{L^2(D)} \leq CR_s^{-1}, \quad (3.19)$$

uniformly for $z \in \Omega$. This implies by using Lemma 3.2 again that

$$\begin{aligned} v(\xi, z) &= w(\xi, z) + (\operatorname{Im} G(\xi, z) + w_s(\xi, z)) \\ &= \overline{\psi(\xi, z)} + \overline{\zeta(\xi, z)} + (\operatorname{Im} G(\xi, z) + w_s(\xi, z)), \end{aligned}$$

where $\|\zeta(\cdot, z)\|_{H^1(D)} + \|w_s(\cdot, z)\|_{L^2(D)} \leq CR_s^{-1}$. Now by (3.18) we obtain

$$\begin{aligned} \hat{I}(z) &= -\operatorname{Im} \int_D k^2(n(\xi) - 1)(\operatorname{Im} G(\xi, z) + w_r(\xi, z))v(\xi, z)d\xi \\ &= -\operatorname{Im} \int_D k^2(n(\xi) - 1)\operatorname{Im} G(\xi, z)\overline{\psi(\xi, z)}d\xi + O(R_s^{-1} + R_r^{-1}). \end{aligned}$$

Now by the equation satisfied by $\psi(\xi, z)$ and integrating by parts we obtain

$$\begin{aligned} \hat{I}(z) &= \operatorname{Im} \int_D [\Delta_\xi \psi(\xi, z) + k^2 n(\xi) \psi(\xi, z)] \overline{\psi(\xi, z)} d\xi + O(R_s^{-1} + R_r^{-1}) \\ &= \operatorname{Im} \int_{\Gamma_D} \frac{\partial \psi(\xi, z)}{\partial \nu} \overline{\psi(\xi, z)} ds(\xi) + O(R_s^{-1} + R_r^{-1}) \\ &= -\operatorname{Im} \langle \psi(\cdot, z), \Lambda_D(\psi(\cdot, z)) \rangle_D + O(R_s^{-1} + R_r^{-1}). \end{aligned}$$

This completes the proof by using Lemma 3.3. \square

We remark that since

$$(\Delta + k^2 n(x)) \operatorname{Im} G(x, z) = k^2 (n(x) - 1) \operatorname{Im} G(x, z),$$

$\psi(x, z)$ can be viewed as the scattering solution of the Helmholtz equation with the incident wave $\operatorname{Im} G(x, z)$. It is known that $\operatorname{Im} G(x, z) = \operatorname{Im} \frac{i}{4} H_0^{(1)}(k|x-z|) = \frac{1}{4} J_0(k|x-z|)$ which peaks when $x = z$ and decays as $|x-z|$ becomes large. Noticing that the source in (3.17) is supported in D because of $n(x) = 1$ outside D . Thus the source in (3.17) becomes small when z moves away from ∂D outside the scatterer. On the other hand, the source in (3.17) will not be small if z is inside D . Therefore we expect that the imaging functional will have contrast at the boundary of the scatterer D and decays outside the scatterer. This is indeed confirmed in our numerical experiments.

Now we consider the resolution of the imaging functional in the case of non-penetrable obstacles. We only prove the results for the case of impedance boundary condition. The case of Dirichlet boundary condition is similar and simpler and is left to the interested readers. We need the following result about the forward impedance scattering problem whose proof is similar to that for partially coated perfect conductor considered in [7]. It can also be proved by using the method of limiting absorption principle, see e.g., Leis [17, Remark 4.39].

Lemma 3.5 *Let $\eta \geq 0$ be bounded and $g \in H^{-1/2}(\partial D)$. Then the scattering problem*

$$\begin{aligned} \Delta U + k^2 U &= 0 \quad \text{in } \mathbb{R}^2 \setminus \bar{D}, \\ \frac{\partial U}{\partial \nu} + \mathbf{i}k\eta(x)U &= -g \quad \text{on } \Gamma_D, \quad \sqrt{r} \left(\frac{\partial U}{\partial r} - \mathbf{i}kU \right) \rightarrow 0 \quad \text{as } r \rightarrow \infty, \end{aligned}$$

admits a unique solution $U \in H_{\text{loc}}^1(\mathbb{R}^2 \setminus \bar{D})$. Moreover, there exists a constant C such that $\|U\|_{H^{1/2}(\Gamma_D)} \leq C \|g\|_{H^{-1/2}(\Gamma_D)}$.

Theorem 3.2 *For any $z \in \Omega$, let $\psi(x, z)$ be the radiation solution of the Helmholtz equation*

$$\Delta \psi(x, z) + k^2 \psi(x, z) = 0 \quad \text{in } \mathbb{R}^2 \setminus \bar{D}, \quad (3.20)$$

$$\frac{\partial \psi(x, z)}{\partial \nu} + \mathbf{i}k\eta(x)\psi(x, z) = - \left[\frac{\partial}{\partial \nu} + \mathbf{i}k\eta(x) \right] \operatorname{Im} G(x, z) \quad \text{on } \Gamma_D. \quad (3.21)$$

Then if the measured field $u^s = u - u^i$ with u satisfying the problem (1.3)-(1.5) with the impedance condition in (1.4), we have

$$\hat{I}(z) = k \int_{S^1} |\psi_\infty(\hat{x}, z)|^2 d\hat{x} + k \int_{\Gamma_D} \eta(\xi) |\psi(\xi, z) + \operatorname{Im} G(\xi, z)|^2 ds(\xi) + w_I(z) \quad \forall z \in \Omega,$$

where $\|w_I\|_{L^\infty(\Omega)} \leq C(R_s^{-1} + R_r^{-1})$.

Proof. By the integral representation we know that

$$u^s(x_r, x_s) = \int_{\Gamma_D} \left(u^s(\xi, x_s) \frac{\partial G(x_r, \xi)}{\partial \nu(\xi)} - \frac{\partial u^s(\xi, x_s)}{\partial \nu(\xi)} G(x_r, \xi) \right) ds(\xi).$$

By using Lemma 3.2 we obtain that, for any $z \in \Omega$,

$$\begin{aligned} v_b(z, x_s) &= \int_{\Gamma_r} G(z, x_r) \overline{u^s(x_r, x_s)} ds(x_r) \\ &= \frac{1}{k} \int_{\Gamma_D} \left[u^s(\xi, x_s) \frac{\partial}{\partial \nu} (\text{Im } G(\xi, z) + w_r(\xi, z)) \right. \\ &\quad \left. - \frac{\partial u^s(\xi, x_s)}{\partial \nu} (\text{Im } G(\xi, z) + w_r(\xi, z)) \right] ds(\xi). \end{aligned}$$

By (2.10) we obtain then

$$\begin{aligned} \hat{I}(z) &= -k \text{Im} \int_{\Gamma_D} \left[v_s(\xi, z) \frac{\partial}{\partial \nu} (\text{Im } G(\xi, z) + w_r(\xi, z)) \right. \\ &\quad \left. - \frac{\partial v_s(\xi, z)}{\partial \nu} (\text{Im } G(\xi, z) + w_r(\xi, z)) \right] ds(\xi), \end{aligned} \quad (3.22)$$

where $v_s(\xi, z) = k \int_{\Gamma_s} G(z, x_s) \overline{u^s(\xi, x_s)} ds(x_s)$. By taking the complex conjugate, we have

$$\overline{v_s(\xi, z)} = k \int_{\Gamma_s} \overline{G(z, x_s)} u^s(\xi, x_s) ds(x_s).$$

Thus $\overline{v_s(\xi, z)}$ is a weighted superposition of the scattered waves $u^s(\xi, x_s)$. Therefore, $\overline{v_s(\xi, z)}$ is the radiation solution of the Helmholtz equation

$$\Delta_\xi \overline{v_s(\xi, z)} + k^2 \overline{v_s(\xi, z)} = 0 \quad \text{in } \mathbb{R}^2 \setminus \bar{D}$$

satisfying the impedance boundary condition

$$\begin{aligned} \left(\frac{\partial}{\partial \nu(\xi)} + \mathbf{i}k\eta(\xi) \right) \overline{v_s(\xi, z)} &= k \int_{\Gamma_s} \overline{G(z, x_s)} \left(\frac{\partial}{\partial \nu(\xi)} + \mathbf{i}k\eta(\xi) \right) u^s(\xi, x_s) ds(x_s) \\ &= -k \int_{\Gamma_s} \overline{G(z, x_s)} \left(\frac{\partial}{\partial \nu(\xi)} + \mathbf{i}k\eta(\xi) \right) G(\xi, x_s) ds(x_s) \\ &= - \left(\frac{\partial}{\partial \nu(\xi)} + \mathbf{i}k\eta(\xi) \right) (\text{Im } G(\xi, z) + w_s(\xi, z)) \quad \text{on } \Gamma_D, \end{aligned}$$

where we have used Lemma 3.2 in the last equality. This implies by using (3.20)-(3.21) that $\overline{v_s(\xi, z)} = \psi(\xi, z) + \zeta(\xi, z)$, where ζ satisfies the impedance scattering problem in Lemma 3.5 with $g(\cdot) = \left(\frac{\partial}{\partial \nu} + \mathbf{i}k\eta \right) w_s(\cdot, z)$. By the Lemma 3.2 and Lemma 3.5, ζ satisfies $\|\zeta(\cdot, z)\|_{H^{1/2}(\Gamma_D)} \leq CR_s^{-1}$ uniformly for $z \in \Omega$. Now from the boundary condition satisfied by ζ on Γ_D we know also that $\|\frac{\partial \zeta(\cdot, z)}{\partial \nu}\|_{H^{-1/2}(\Gamma_D)} \leq CR_s^{-1}$ uniformly for $z \in \Omega$.

Now substituting $v_s(\xi, z) = \overline{\psi(\xi, z)} + \overline{\zeta(\xi, z)}$ into (3.22) we obtain

$$\begin{aligned} \hat{I}(z) &= - \text{Im} \int_{\Gamma_D} \left(\overline{\psi(\xi, z)} \frac{\partial \text{Im } G(\xi, z)}{\partial \nu(\xi)} - \frac{\partial \overline{\psi(\xi, z)}}{\partial \nu(\xi)} \text{Im } G(\xi, z) \right) ds(\xi) + O(R_s^{-1} + R_r^{-1}) \\ &= \text{Im} \int_{\Gamma_D} \left(\psi(\xi, z) \frac{\partial \text{Im } G(\xi, z)}{\partial \nu(\xi)} - \frac{\partial \psi(\xi, z)}{\partial \nu(\xi)} \text{Im } G(\xi, z) \right) ds(\xi) + O(R_s^{-1} + R_r^{-1}). \end{aligned}$$

By (3.21) we have

$$\text{Im} \int_{\Gamma_D} \left(\psi(\xi, z) \frac{\partial \text{Im } G(\xi, z)}{\partial \nu(\xi)} - \frac{\partial \psi(\xi, z)}{\partial \nu(\xi)} \text{Im } G(\xi, z) \right) ds(\xi)$$

$$\begin{aligned}
&= \operatorname{Im} \int_{\Gamma_D} \left[\psi(\xi, z) \left(\frac{\partial \operatorname{Im} G(\xi, z)}{\partial \nu(\xi)} - \mathbf{i}k\eta(\xi) \operatorname{Im} G(\xi, z) \right) \right. \\
&\quad \left. - \left(\frac{\partial \psi(\xi, z)}{\partial \nu(\xi)} + \mathbf{i}k\eta(\xi) \psi(\xi, z) \right) \operatorname{Im} G(\xi, z) + 2\mathbf{i}k\eta(\xi) \operatorname{Im} G(\xi, z) \psi(\xi, z) \right] ds(\xi) \\
&= \operatorname{Im} \int_{\Gamma_D} \left[-\psi(\xi, z) \cdot \left(\frac{\partial \overline{\psi(\xi, z)}}{\partial \nu(\xi)} - \mathbf{i}k\eta(\xi) \overline{\psi(\xi, z)} \right) \right. \\
&\quad \left. + \left(\frac{\partial \operatorname{Im} G(\xi, z)}{\partial \nu(\xi)} + \mathbf{i}k\eta(\xi) \operatorname{Im} G(\xi, z) \right) \operatorname{Im} G(\xi, z) + 2\mathbf{i}k\eta(\xi) \operatorname{Im} G(\xi, z) \psi(\xi, z) \right] ds(\xi) \\
&= -\operatorname{Im} \langle \psi(\cdot, z), \Lambda_D(\psi(\cdot, z)) \rangle_{\Gamma_D} + k \int_{\Gamma_D} \eta(\xi) |\psi(\xi, z) + \operatorname{Im} G(\xi, z)|^2 ds(\xi).
\end{aligned}$$

This completes the proof by using Lemma 3.3. \square

For the ease of later reference, we state the results for the sound soft non-penetrable obstacles in the following theorem.

Theorem 3.3 *For any $z \in \Omega$, let $\psi(x, z)$ be the radiation solution of the Helmholtz equation*

$$\begin{aligned}
\Delta \psi(x, z) + k^2 \psi(x, z) &= 0 \quad \text{in } \mathbb{R}^2 \setminus \bar{D}, \\
\psi(x, z) &= -\operatorname{Im} G(x, z) \quad \text{on } \Gamma_D.
\end{aligned}$$

Then if the measured field $u^s = u - u^i$ with u satisfying the problem (1.3)-(1.5) with the Dirichlet condition in (1.4), we have

$$\hat{I}(z) = k \int_{S^1} |\psi_\infty(\hat{x}, z)|^2 d\hat{x} + w_f(z) \quad \forall z \in \Omega,$$

where $\|w_f\|_{L^\infty(\Omega)} \leq C(R_s^{-1} + R_r^{-1})$.

We remark that for the non-penetrable obstacles, $\psi(x, z)$ is again the scattering solution of the Helmholtz equation with the incident wave $\operatorname{Im} G(x, z)$. Similar to the remark after the proof of Theorem 3.1, we expect that the imaging functional will have contrast at the boundary of the scatterer D and decay away from the scatterer.

4. Numerical experiments

In this section, we show a variety of numerical experiments to illustrate the imaging power of the RTM algorithm proposed in this paper. To synthesize the scattering data we compute the solution $u(x, x_s)$ of the scattering problem (1.1)-(1.2) or (1.3)-(1.5) by standard Nyström's methods [10]. The boundary integral equations on Γ_D are solved on a uniform mesh over the boundary with ten points per probe wavelength. The boundaries of the obstacles used in our numerical experiments are parameterized as follows:

$$\text{Circle: } x_1 = \rho \cos(\theta), \quad x_2 = \rho \sin(\theta), \quad \theta \in (0, 2\pi],$$

$$\text{Kite: } x_1 = \cos(\theta) + 0.65 \cos(2\theta) - 0.65, \quad x_2 = 1.5 \sin(\theta), \quad \theta \in (0, 2\pi],$$

$$p\text{-leaf: } r(\theta) = 1 + 0.2 \cos(p\theta), \quad \theta \in (0, 2\pi].$$

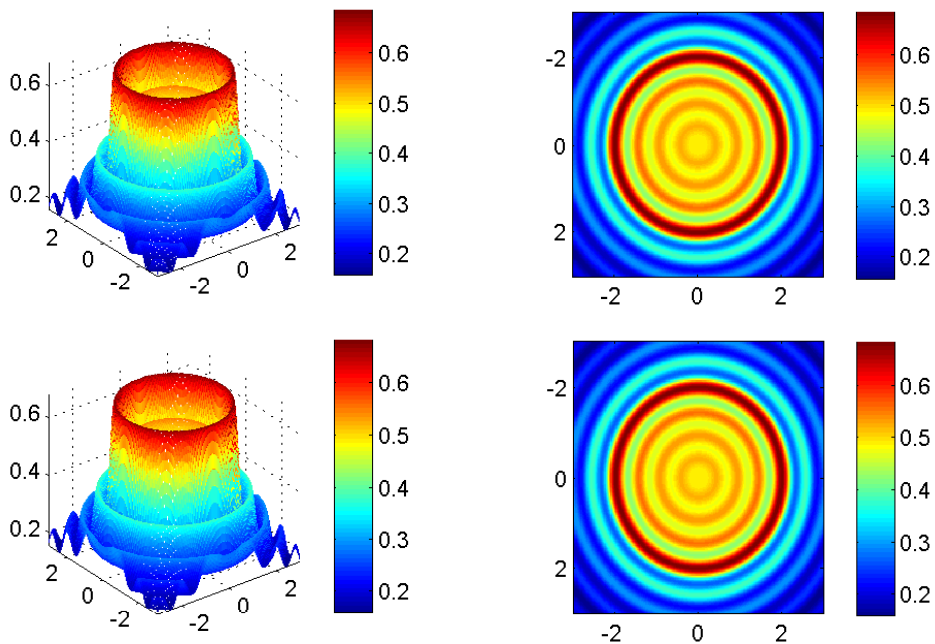


Figure 1. Example 1: Non-penetrable obstacle with Dirichlet condition, probe wavelength $\lambda = 1$, and $N_s = N_r = 64$. The first row shows the surface plot and the contour plot of the imaging functional in Theorem 3.3 (ignoring $w_{\hat{f}}$). The second row shows the surface plot and the contour plot of the imaging functional in (2.9).

Example 1. In this example we consider the imaging of a circle of radius $\rho = 2$ centered at the origin. We compare the results of the imaging functional in (2.9) with the corresponding theoretical results in Theorems 3.1 and 3.3. Let $\Gamma_r = \Gamma_s$ be the circle of radius $R = 10$. Let $\Omega = (-3, 3) \times (-3, 3)$ be the search region and the imaging functional is computed at the nodal points of a uniform 201×201 mesh. We test two probe wavelengths $\lambda = 1$ and $\lambda = 0.25$, where $\lambda = 2\pi/k$.

Figure 1 and Figure 2 show the comparison of the imaging functional for a non-penetrable obstacle with Dirichlet condition on Γ_D . Figure 3 and Figure 4 show the results for a penetrable obstacle with $n(x) = 0.25$. We observe that the imaging functional (2.9) agrees well with the theoretical results in Theorems 3.1 and 3.3.

Figure 5 shows the comparison of the real part of the cross-correlation functional

$$\tilde{I}(z) = -k^2 \cdot \text{Re} \left\{ \frac{|\Gamma_s||\Gamma_r|}{N_s N_r} \sum_{s=1}^{N_s} \sum_{r=1}^{N_r} G(z, x_s) G(z, x_r) \overline{u^s(x_r, x_s)} \right\} \quad \forall z \in \Omega.$$

and the imaginary part of the correlation functional in (2.9). We observe that the imaging quality, i.e., the contrast near the boundary of the scatterer, of $\tilde{I}(z)$ is worse than that of the imaginary part of the cross-correlation functional (2.9).

Figure 6 depicts cross-sections of the imaging functional at $x_1 = 0$ for probe wavelengths $\lambda = 4, 2, 1, 0.5$. It shows clearly the resolution is improved with the increase of the wavenumber.

Example 2. In this example we verify the diffraction limit in our resolution analysis

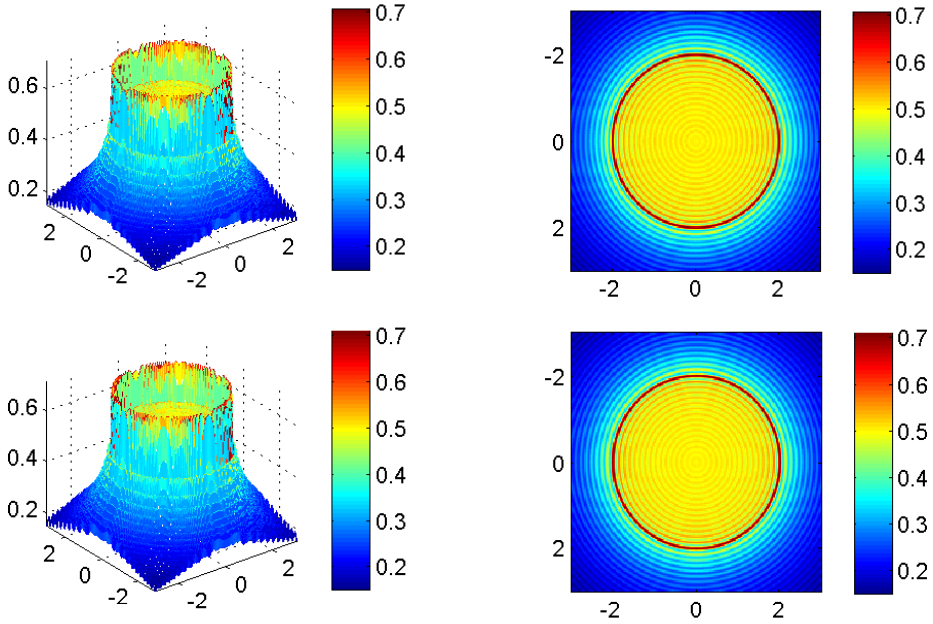


Figure 2. Example 1: Non-penetrable obstacle with Dirichlet condition, probe wavelength $\lambda = 0.25$, and $N_s = N_r = 256$. The first row shows the surface plot and the contour plot of the imaging functional in Theorem 3.3 (ignoring w_f). The second row shows the surface plot and the contour plot of the imaging functional in (2.9).

by considering two objects separated with a small fixed distance. The first model is a circle of radius $\rho = 3$ and a kite. The distance between two objects is about 0.5. We use the probe wavelength $\lambda = 2, 1, 0.5$ to image the objects. The search domain is $\Omega = (-6, 6) \times (-6, 6)$ with a sampling 201×201 mesh. The results are shown in Figure 7 from which we observe that with the increase of the probe wave number, the gap between two objects is more and more visible. Figure 8 shows the imaging results when the number of emitters and receivers is reduced.

The second model is a big circle of radius $\rho = 5$ and a small circle of radius $\rho = 0.25$ or $\rho = 0.1$. The search domain is $\Omega = (-7, 7) \times (-7, 7)$ with a sampling 301×301 mesh. Figure 9 shows the imaging results. We observe that our imaging algorithm clearly locates the boundary of obstacles with different size as long as the high wave number content is available in our received data.

Example 3. In this example we consider the stability of the imaging functional with respect to the additive Gaussian random noise. We introduce the additive Gaussian noise as follows:

$$u_{noise} = u_s + \nu_{noise},$$

where u_s is the synthesized data and ν_{noise} is the Gaussian noise with mean zero and standard deviation μ times the maximum of the data $|u_s|$, i.e. $\nu_{noise} \sim \mathcal{N}(0, \mu \max |u_s|)$.

For the fixed probe wavelength $\lambda = 1$, we choose one kite and one 8-leaf in our

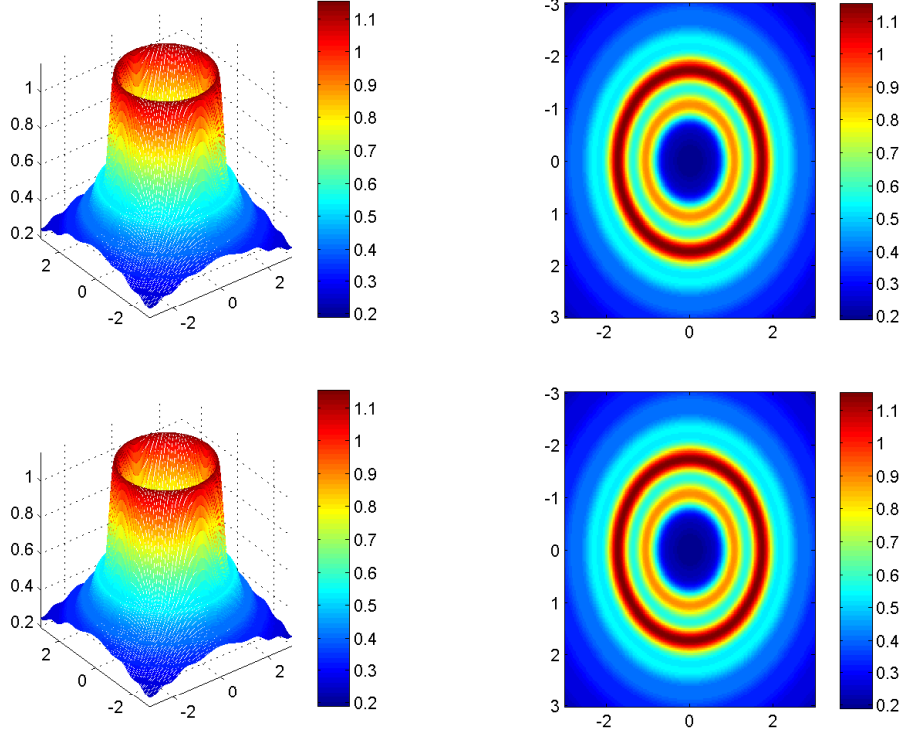


Figure 3. Example 1: Penetrable obstacles, probe wavelength $\lambda = 1$, and $N_s = N_r = 64$. The first row shows the surface plot and the contour plot of the imaging functional in Theorem 3.3 (ignoring $w_{\hat{f}}$). The second row shows the surface plot and the contour plot of the imaging functional in (2.9).

test. The search domain is $\Omega = (-10, 10) \times (-10, 10)$ with a sampling 201×201 mesh. Figure 10 shows the imaging results with $\mu = 10\%, 20\%, 40\%, 60\%$ noise in the single frequency scattered data. The left table in Table 1 shows the noise level in this case, where $\sigma = \max_{x_r, x_s} |u^s(x_r, x_s)|$, $\|u_s\|_{\ell^2}^2 = \frac{1}{N_s N_r} \sum_{s,r=1}^{N_s, N_r} |u^s(x_r, x_s)|^2$, and $\|\nu_{\text{noise}}\|_{\ell^2}^2 = \frac{1}{N_s N_r} \sum_{s,r=1}^{N_s, N_r} |\nu_{\text{noise}}(x_r, x_s)|^2$.

μ	σ	$\ u_s\ _{\ell^2}$	$\ \nu_{\text{noise}}\ _{\ell^2}$
0.1	0.003348	0.010396	0.003898
0.2	0.006697	0.010396	0.007734
0.4	0.013394	0.010396	0.015386
0.6	0.020091	0.010396	0.02323

μ	σ	$\ u_s\ _{\ell^2}$	$\ \nu_{\text{noise}}\ _{\ell^2}$
0.1	0.003105	0.010452	0.003589
0.2	0.006211	0.010452	0.007203
0.4	0.012422	0.010452	0.014379
0.6	0.018633	0.010452	0.021451

Table 1. Example 3: The noise level in the case of single frequency data (left) and multi-frequency data (right).

The imaging quality can be improved by using multi-frequency data as illustrated in Figure 11 in which we show the imaging results of summing the imaging functionals of probe wavelengths $\lambda = 1/0.8, 1/0.9, 1/1.0, 1/1.1, 1/1.2$. The right table in Table 1

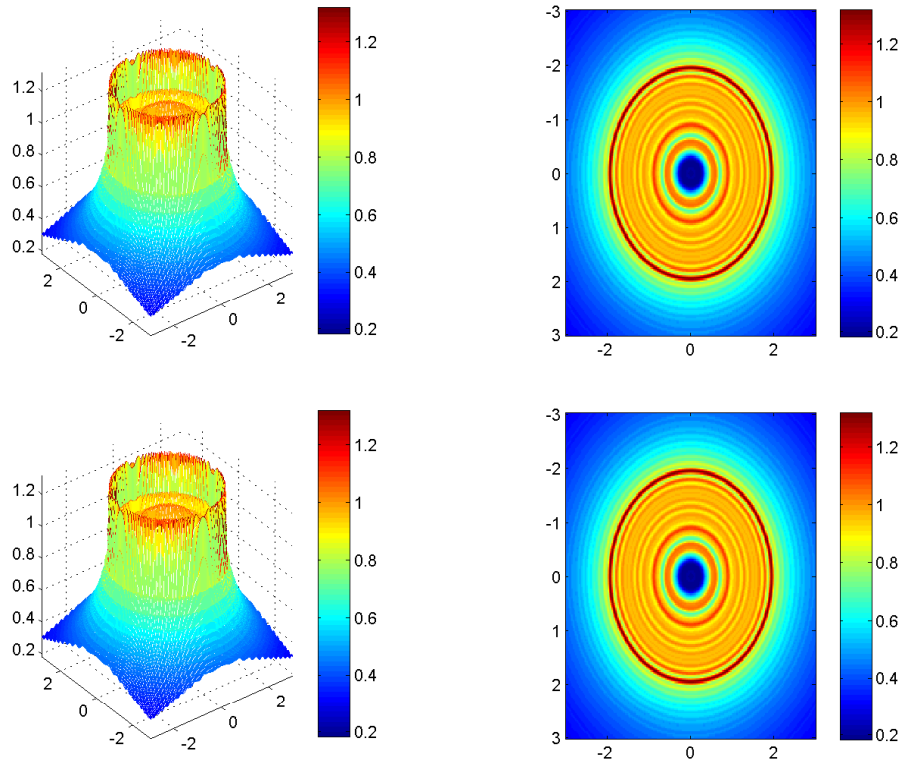


Figure 4. Example 1: Penetrable obstacles, probe wavelength $\lambda = 0.25$, and $N_s = N_r = 256$. The first row shows the surface plot and the contour plot of the imaging functional in Theorem 3.3 (ignoring $w_{\hat{f}}$). The second row shows the surface plot and the contour plot of the imaging functional in (2.9).

shows the noise level in the case of multi-frequency data, where σ , $\|u_s\|_{\ell^2}$, and $\|\nu_{\text{noise}}\|_{\ell^2}$ are the arithmetic mean of the corresponding values for different frequencies.

Example 4. In this example we consider the imaging of non-penetrable obstacles with different impedance conditions. We take the probe wavelength $\lambda = 0.5$. The search domain is $\Omega = (-6, 6) \times (-6, 6)$ with a 201×201 sampling mesh. Figure 12 shows the imaging results which indicate clearly the effectiveness of our imaging algorithm.

Acknowledgments

The work of J. Chen is supported in part by China NSF under the grant 11001150, 11171040, and that of Z. Chen is supported in part by National Basic Research Project under the grant 2011CB309700 and China NSF under the grant 11021101. The authors are also grateful to the referees for their constructive comments.

References

- [1] Ammari H and Kang H 2004 *Reconstruction of Small Inhomogeneities from Boundary Measurements* Lecture Notes in Mathematics vol 1846 (Berlin: Springer Verlag)

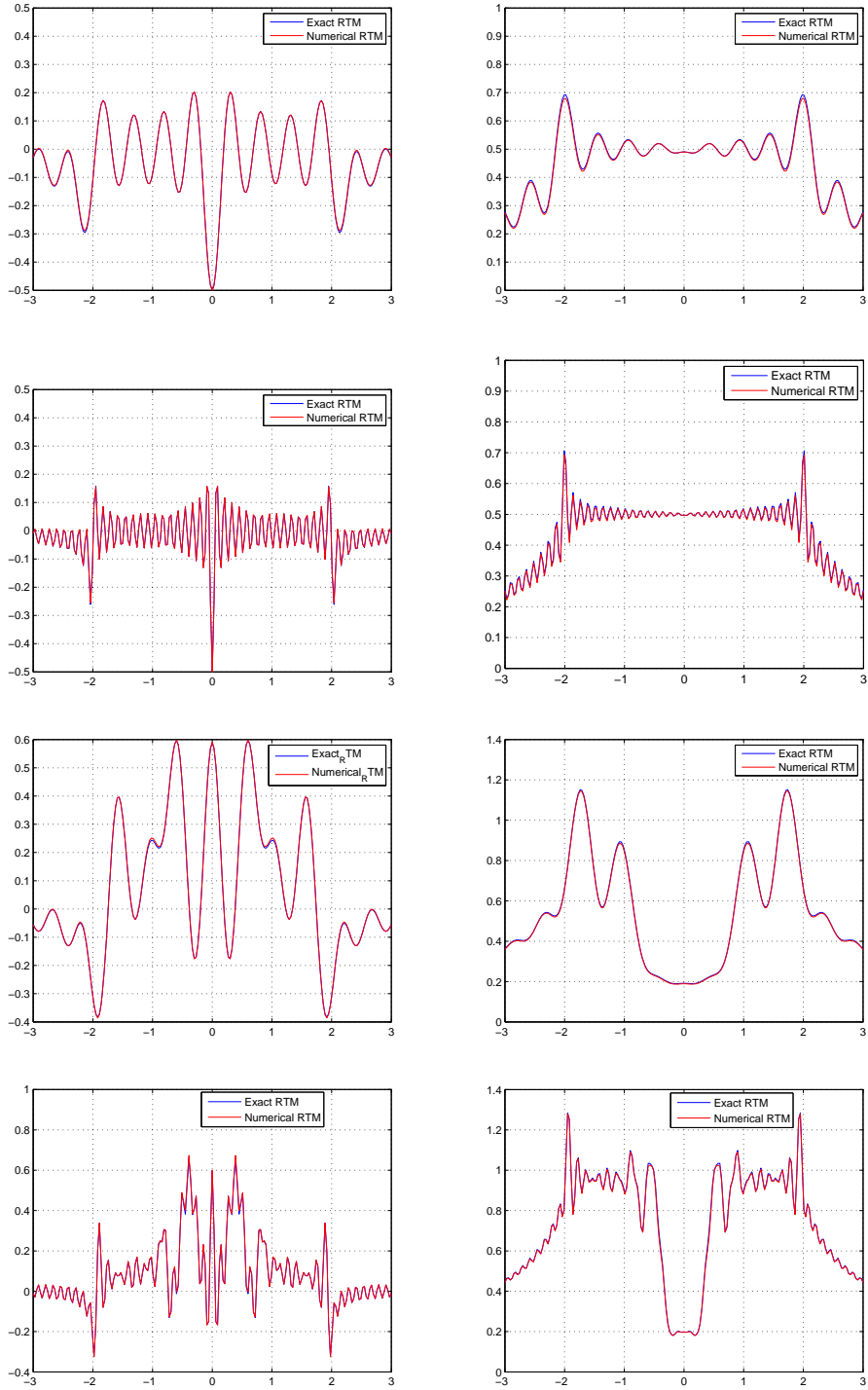


Figure 5. Example 1: The comparison of the real (left) and imaginary (right) part of the cross-correlation functional. The first and second row is for the non-penetrable obstacle with Dirichlet condition and the third and fourth row is for the penetrable obstacle with $n(x) = 0.25$. The first and third row show the cross sections at $x_1 = 0$ of the real and imaginary part of the cross-correlation functional when $\lambda = 1$ and $N_s = N_r = 64$. The second and fourth row show the cross sections at $x_1 = 0$ of the real and imaginary part of the cross-correlation functional when $\lambda = 0.25$ and $N_s = N_r = 256$.

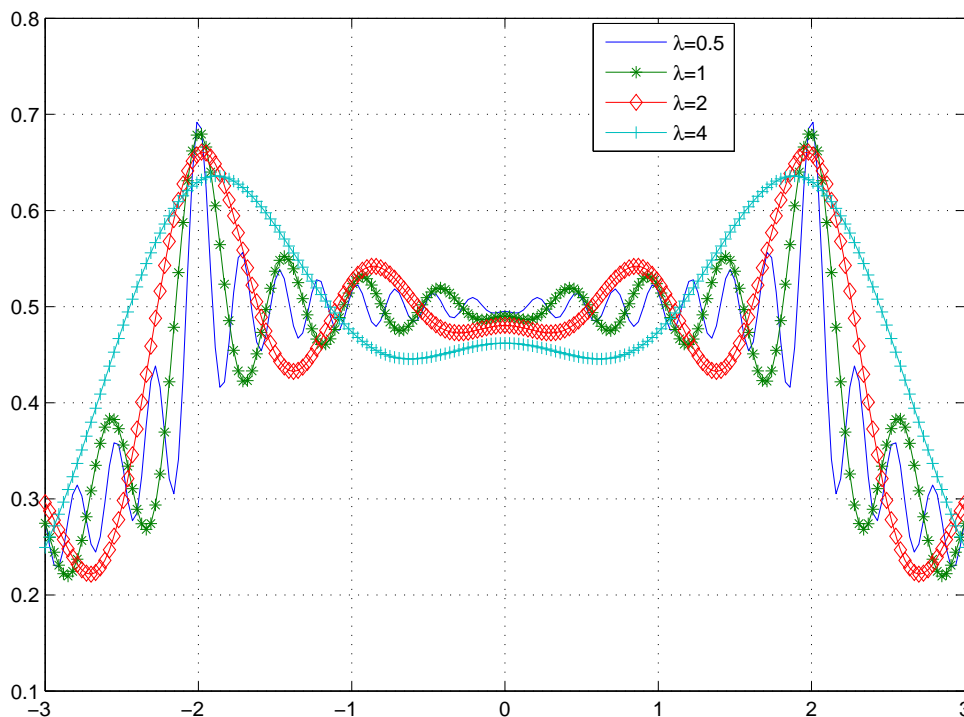


Figure 6. Example 1: Comparison of cross-sections of the imaging functional at $x_1 = 0$ for different probe wavelengths $\lambda = 4, 2, 1, 0.5$.

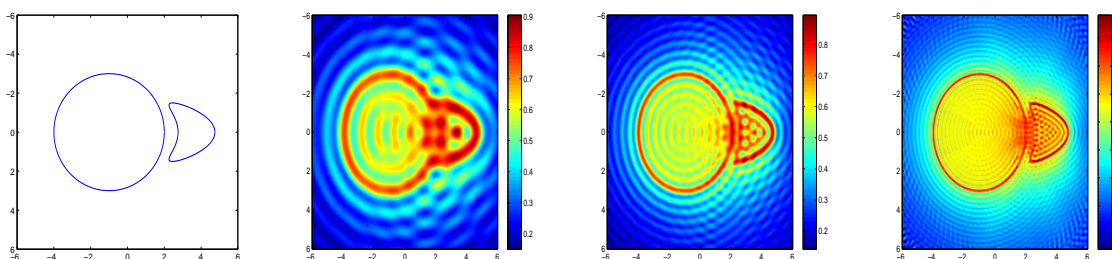


Figure 7. Example 2: The first picture is the exact obstacles. The other three pictures from left to right are imaging results using probe wavelengths $\lambda = 2, 1, 0.5$ and $N_s = N_r = 128$, respectively.

- [2] Ammari H, Garnier J, Jugnon V and Kang H 2012 *Direct reconstruction methods in ultrasound imaging of small anomalies*, In: (Ammari H ed.) *Mathematical Modeling in Biomedical Imaging II*, Lecture Notes in Mathematics vol 2035 (Berlin: Springer Verlag), 31-55
- [3] Berkhout A J 1984 *Seismic Migration: Imaging of Acoustic Energy by Wave Field Extrapolation* (New York: Elsevier)
- [4] Bleistein N Cohen J and Stockwell J 2001 *Mathematics of Multidimensional Seismic Imaging, Migration, and Inversion* (New York: Springer)
- [5] Bojarski N N 1973 *Inverse Scattering Naval Air Systems Command Report N00019-73-C-0312* (Washington D.C.)

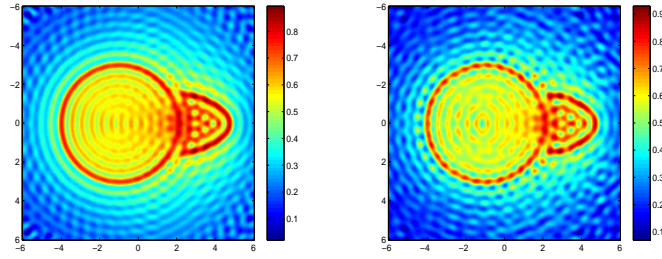


Figure 8. Example 2: The first and the second picture are imaging results using fixed probe wavelength $\lambda = 1$ with reduced number of $(N_s, N_r) = (64, 64), (32, 128)$, respectively.

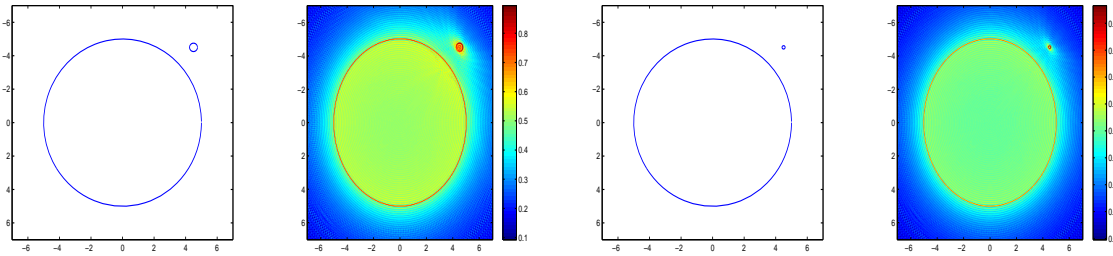


Figure 9. Example 2: The first and third picture show exact obstacles: one big circle with $\rho = 5$ and one small circle with radius $\rho = 0.25$ (first) or $\rho = 0.1$ (third). The second and the fourth picture are imaging results using $\lambda = 0.25$ and $N_s = N_r = 318, 318$.

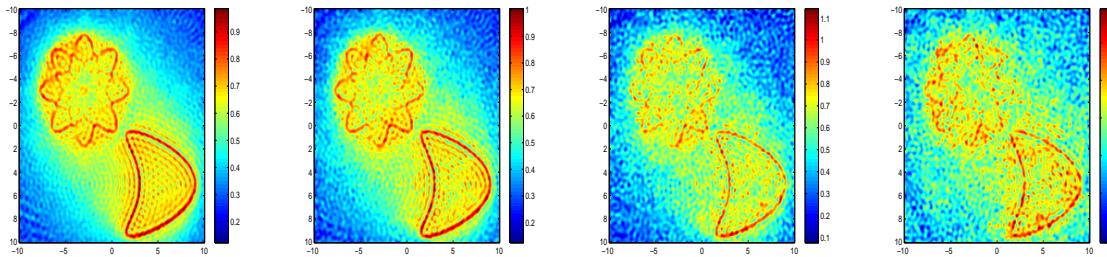


Figure 10. Example 3: The imaging results using data added with additive Gaussian noise and $\mu = 10\%, 20\%, 40\%, 60\%$ from left to right, respectively. The probe wavelength $\lambda = 1$ and $N_s = N_r = 128$.

- [6] Bruhl M, Hanke M and Vogelius M 2003 A direct impedance tomography algorithm for locating small inhomogeneities *Numer. Math.* **93** 635-654
- [7] Cakoni F, Colton D and Monk P 2001 The direct and inverse scattering problems for partially coated obstacles *Inverse Problems* **17** 1997-2015
- [8] Claerbout J F 1985 *Imaging the Earth's Interior* (Oxford: Blackwell Scientific Publication)
- [9] Colton D and Kirsch A 1996 A simple method for solving inverse scattering problems in the resonance region *Inverse Problems* **12** 383-393
- [10] Colton D and Kress R 1998 *Inverse Acoustic and Electromagnetic Scattering Problems* (Heidelberg: Springer)

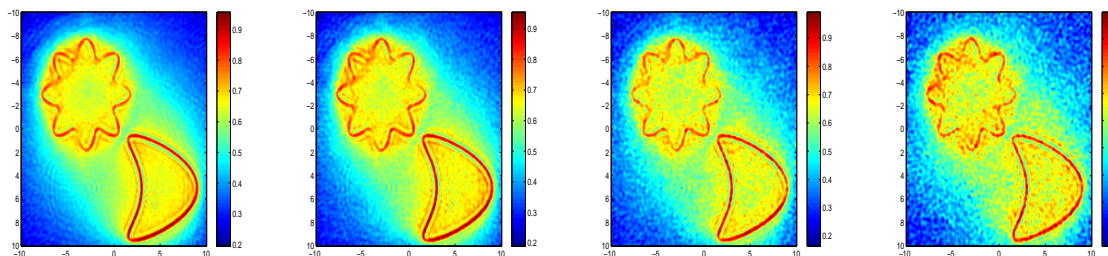


Figure 11. Example 3: The imaging results using multi-frequency data added with additive Gaussian noise and $\mu = 10\%$, 20% , 40% , 60% from left to right, respectively. The probe wavelengths $\lambda = 1/0.8, 1/0.9, 1/1.0, 1/1.1, 1/1.2$ and $N_s = N_r = 128$.

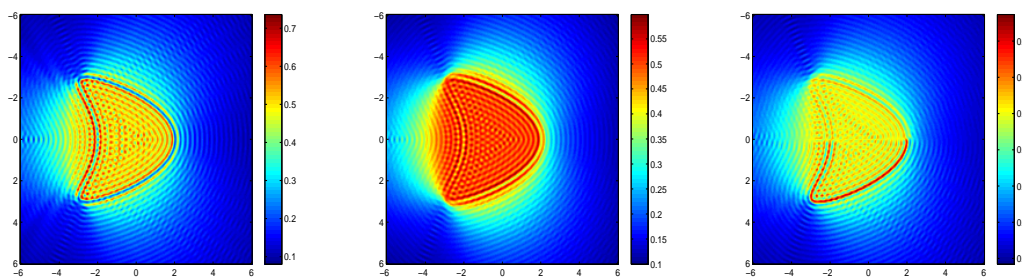


Figure 12. Example 4: The first picture is the Neumann boundary condition $\eta(x) = 0$, the second picture is the impedance condition with $\eta(x) = 1$, and the third picture is the coated obstacle with the impedance $\eta(x) = 1000$ on the upper half part and $\eta(x) = 1$ on the lower half part of the boundary of the obstacle. The probe wavelength $\lambda = 0.5$ and $N_s = N_r = 180$.

- [11] Colton D and Kress R 2006 Using fundamental solutions in inverse scattering *Inverse Problems* **22** R49-R66
- [12] Chandler-Wilde S N and Monk P 2008 Wave-number explicit bounds in time-harmonic scattering *SIAM J. Math. Anal.* **39** 1428-1455
- [13] Devaney A J Super-resolution processing of multi-static data using time-reversal and MUSIC to appear in *J. Acoust. Soc. Am.*
- [14] Garnier J 2010 Sensor array imaging in a noisy environment *National Institute for Mathematical Sciences NIMS Lecture Note Series TP1003* (South Korea)
- [15] Kirsch A 1998 Characterization of the shape of a scattering obstacle using the spectral data of the far field operator *Inverse Problems* **14** 1489-1512
- [16] Kirsch A and Grinberg N 2008 *The Factorization Method for Inverse Problems* (Oxford: Oxford University Press)
- [17] Leis R 1986 *Initial Boundary Value Problems in Mathematical Physics* (Stuttgart: B.G. Teubner)
- [18] McLean W 2000 *Strongly Elliptic Systems and Boundary Integral Equations* (Cambridge: Cambridge University Press)
- [19] Potthast R 1996 A fast new method to solve inverse scattering problems *Inverse Problems* **12** 731-742
- [20] Potthast R 2001 *Point Sources and Multipoles in Inverse Scattering Theory* (Boca Raton: Chapman & Hall/CRC)
- [21] Schmidt R 1986 Multiple emitter location and signal parameter estimation *IEEE Trans. Antennas. Propag.* **34** 276-280

- [22] Zhang B 1994 On transmission problems for wave propagation in two locally perturbed half-spaces
Math. Proc. Camb. Phil. Soc. **115** 545-558.