

## ON THE RELATIONSHIP BETWEEN A HOT-CHANNEL-LIKE SOLAR MAGNETIC FLUX ROPE AND ITS EMBEDDED PROMINENCE

X. CHENG<sup>1,2,3</sup>, M. D. DING<sup>1,3</sup>, J. ZHANG<sup>1,4</sup>, A. K. SRIVASTAVA<sup>5</sup>, Y. GUO<sup>1,3</sup>, P. F. CHEN<sup>1,3</sup> & J. Q. SUN<sup>1,3</sup>

<sup>1</sup> School of Astronomy and Space Science, Nanjing University, Nanjing 210093, China

<sup>2</sup> State Key Laboratory of Space Weather, Chinese Academy of Sciences, Beijing 100190

<sup>3</sup> Key Laboratory for Modern Astronomy and Astrophysics (Nanjing University), Ministry of Education, Nanjing 210093, China

<sup>4</sup> School of Physics, Astronomy and Computational Sciences, George Mason University, Fairfax, VA 22030, USA and

<sup>5</sup> Department of Physics, Indian Institute of Technology (Banaras Hindu University), Varanasi-21005, India

*Draft version October 22, 2018*

### ABSTRACT

Magnetic flux rope (MFR) is a coherent and helical magnetic field structure that is recently found probably to appear as an elongated hot-channel prior to a solar eruption. In this paper, we investigate the relationship between the hot-channel and associated prominence through analyzing a limb event on 2011 September 12. In the early rise phase, the hot-channel was cospatial with the prominence initially. It then quickly expanded, resulting in a separation of the top of the hot-channel from that of the prominence. Meanwhile, both of them experienced an instantaneous morphology transformation from a  $\Lambda$  shape to a reversed-Y shape and the top of these two structures showed an exponential increase in height. These features are a good indication for the occurrence of the kink instability. Moreover, the onset of the kink instability is found to coincide in time with the impulsive enhancement of the flare emission underneath the hot-channel, suggesting that the ideal kink instability likely also plays an important role in triggering the fast flare reconnection besides initiating the impulsive acceleration of the hot-channel and distorting its morphology. We conclude that the hot-channel is most likely the MFR system and the prominence only corresponds to the cool materials that are collected in the bottom of the helical field lines of the MFR against the gravity.

*Subject headings:* Sun: corona — Sun: coronal mass ejections (CMEs) — Sun: magnetic topology — Sun: filaments, prominences

### 1. INTRODUCTION

A magnetic flux rope (MFR) is a coherent magnetic structure with magnetic field lines wrapping around its central axis. It has been used as a significant configuration to study the initiation mechanisms of solar energetic phenomena including flares, prominences (or filaments when seen on the solar disk), and coronal mass ejections (CMEs) (e.g., Fan & Gibson 2004; Török & Kliem 2005; Kliem & Török 2006; Aulanier et al. 2010; Olmedo & Zhang 2010; Leake et al. 2013; Nishida et al. 2013). Based on whether magnetic reconnection is involved or not in destabilization process, present models can be largely grouped into two categories. One is reconnection type including inner tether-cutting (Moore et al. 2001) and top/lateral breakout reconnections (Antiochos et al. 1999; Chen & Shibata 2000). The other type is the ideal magnetohydrodynamic instabilities of the MFR including torus instability (Kliem & Török 2006) and/or kink instability (Hood & Priest 1981). The torus instability occurs if the restoring force of the MFR caused by the background field decreases faster than the outward-directed Lorentz self-force as the MFR expands (Kliem & Török 2006; Olmedo & Zhang 2010). The kink instability refers to the helical instability of the MFR, which takes place if the average twist number of the MFR exceeds a threshold (Török et al. 2004; Srivastava et al. 2010).

Because of the theoretical importance of the MFR, researchers concern the question of whether the MFR exists prior to the eruption. To the present, indirect evidence that supports pre-existence of the MFR has

been uncovered such as forward or reversed S-shaped sigmoids (Rust & Kumar 1996; Canfield et al. 1999; Tripathi et al. 2009) and dark cavities (Low & Hundhausen 1995; Gibson et al. 2004; Dove et al. 2011; Bak-Stęślicka et al. 2013). Filaments are also thought to be the evidence of the pre-existence of the MFR because they often correspond well to the dips of the helical lines in extrapolated nonlinear force-free field configurations (e.g., Mackay et al. 2010; Guo et al. 2010; Su et al. 2011). Recently, utilizing the Atmospheric Imaging Assembly (AIA; Lemen et al. 2012) telescope on board the *Solar Dynamics Observatory (SDO)*, Zhang et al. (2012) and Cheng et al. (2013a) discovered another important structure: a coherently elongated and S-shaped hot-channel. It appears above the neutral line of active region tens of minutes before the eruption and is only visible in the AIA 131 Å and 94 Å passbands, showing high temperatures of  $\geq 8$  MK. As the hot-channel ascends, its morphology quickly transforms to a loop-like shape. However, during the transformation process, the two footpoints remain fixed in the photosphere. With the channel expanding and rising up, a CME is quickly built up in the very low corona (also see; Liu et al. 2010; Cheng et al. 2013b; Patsourakos et al. 2013; Li & Zhang 2013). These results strongly suggest that the hot-channel is most likely to be the MFR. In this Letter, we further investigate the relationship between the hot-channel and associated prominence through a detailed analysis of a limb event on 2011 September 12. In Section 2, we show data reduction and results, followed by the summary and discussions in Section 3.

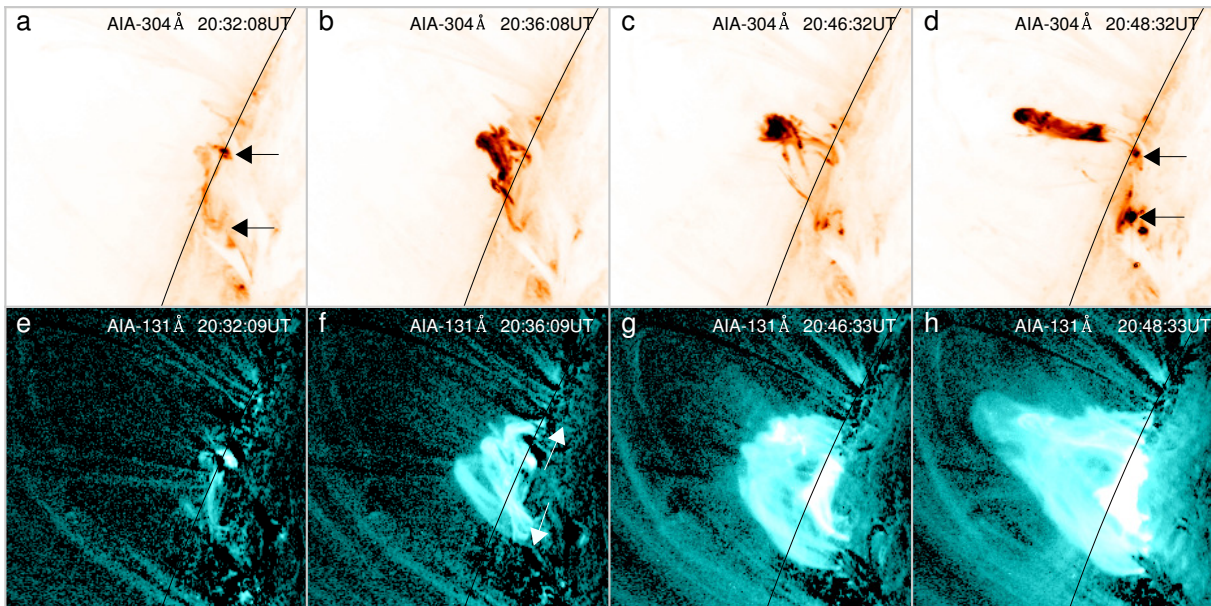


FIG. 1.— a–d: SDO/AIA 304 Å ( $\sim 0.05$  MK) (negative intensity) images displaying the heating and eruption of the prominence on 2011 September 12. Two black arrows in panel a and e indicate the two footpoints of the prominence. e–h: SDO/AIA 131 Å ( $\sim 0.4$  MK and 11.0 MK) base-difference images, with the base image at 20:20 UT, showing the heating and eruption of the hot-channel. Two white arrows in panel f point out the extension of the hot-channel footpoints in the early phase. The black line in each panel corresponds to the solar limb.

(Animation this figure are available in the online journal.)

## 2. OBSERVATIONS AND RESULTS

### 2.1. Heating and Eruption of the Prominence

On 2011 September 12, a prominence erupted above the east limb of the Sun. Its early evolution was well captured by the *SDO*/AIA thanks to its high spatial resolution ( $1.2''$ ), high temporal cadence (12 s), and multi-temperature (0.06–20 MK; O’Dwyer et al. 2010) ability. Tripathi et al. (2013) studied this prominence but concentrated on its partial eruption. Here, we focus on the relationship between the prominence and associated hot-channel-like MFR. The early activation was clearly seen from the AIA 304 Å images (Figure 1a and 1b). Initially, the prominence lay low above the solar surface with the two footpoints anchored in the chromosphere (Figure 1a). Probably due to the reconnection evidenced by the EUV brightenings along the prominence and the slight enhancement of the *GOES* soft X-ray (SXR) 1–8 Å flux (also see Tripathi et al. 2013), the prominence started to rise slowly after  $\sim 20:30$  UT (Figure 1b). At  $\sim 20:46$  UT, the prominence suddenly exhibited an impulsive acceleration. The morphology evolved instantaneously from a  $\Lambda$  shape to a reversed-Y shape (Figure 1c and 1d), inferring the occurrence of the kink instability (e.g., Török & Kliem 2005). However, probably due to that some materials drained down to the chromosphere, the left part of the reversed-Y shape became invisible since  $\sim 20:48$  UT. Moreover, at  $\sim 20:46$  UT, the brightness at the projected crossing part of the two legs of the prominence increased to the maximum in all AIA EUV passbands (Figure 1c). It implies that magnetic reconnection took place there. Subsequently, the EUV brightenings were also enhanced at the two footpoints of the prominence (Figure 1d), indicating that the reconnection also heats the chromosphere.

### 2.2. Heating and Eruption of the Hot-channel-like MFR

We find that the erupted prominence was closely associated with an elongated hot-channel-like structure. In the first several minutes, some diffuse threads, similar to the prominence, were visible in the AIA 131 Å passbands (Figure 1e). With time elapsing, probably due to the reconnection heating, more and more threads revealed themselves. At 20:36 UT (Figure 1f), all of the threads seemed to be converged together. At 20:46 UT, the whole system formed a well-shaped and coherent channel-like structure (Figure 1g). As revealed in the previous studies (Zhang et al. 2012; Cheng et al. 2013a; Patsourakos et al. 2013), the structure can only be seen in the AIA high temperature passbands, i.e., 131 Å and 94 Å, but not in the other cooler wavelengths. It shows that the channel must have a temperature of  $\geq 8$  MK.

An interesting finding is that initially the hot-channel was almost co-aligned with the prominence in space but later on the top of the hot-channel separated from that of the prominence (Figure 2a–2c). In particular, at  $\sim 20:48$  UT, the prominence was only cospatial with the bottom of the right part of the hot-channel (Figure 2d). The results can be interpreted as a general scenario that the hot-channel is likely the MFR and the prominence is only the collection of the cool materials at the bottom part of the MFR; the eruption of the prominence was essentially followed by that of the MFR. Moreover, the hot-channel also displayed the similar morphology transformation like the prominence. From  $\sim 20:46$  UT, the top of the hot-channel started to arch upward. In the period of 20:46–20:48 UT, the arching first made the hot-channel take on the  $\Lambda$  shape (Figure 2c), which then quickly evolved into the reversed-Y shape (Figure 1h and Figure 2d).

As the morphology of the hot-channel transitioned from the  $\Lambda$  to reversed-Y shape, the flare-related reconnection started to dominate the whole heating process. We calculate the differential emission measure (DEM) of the erupted structure through the SolarSoft routine

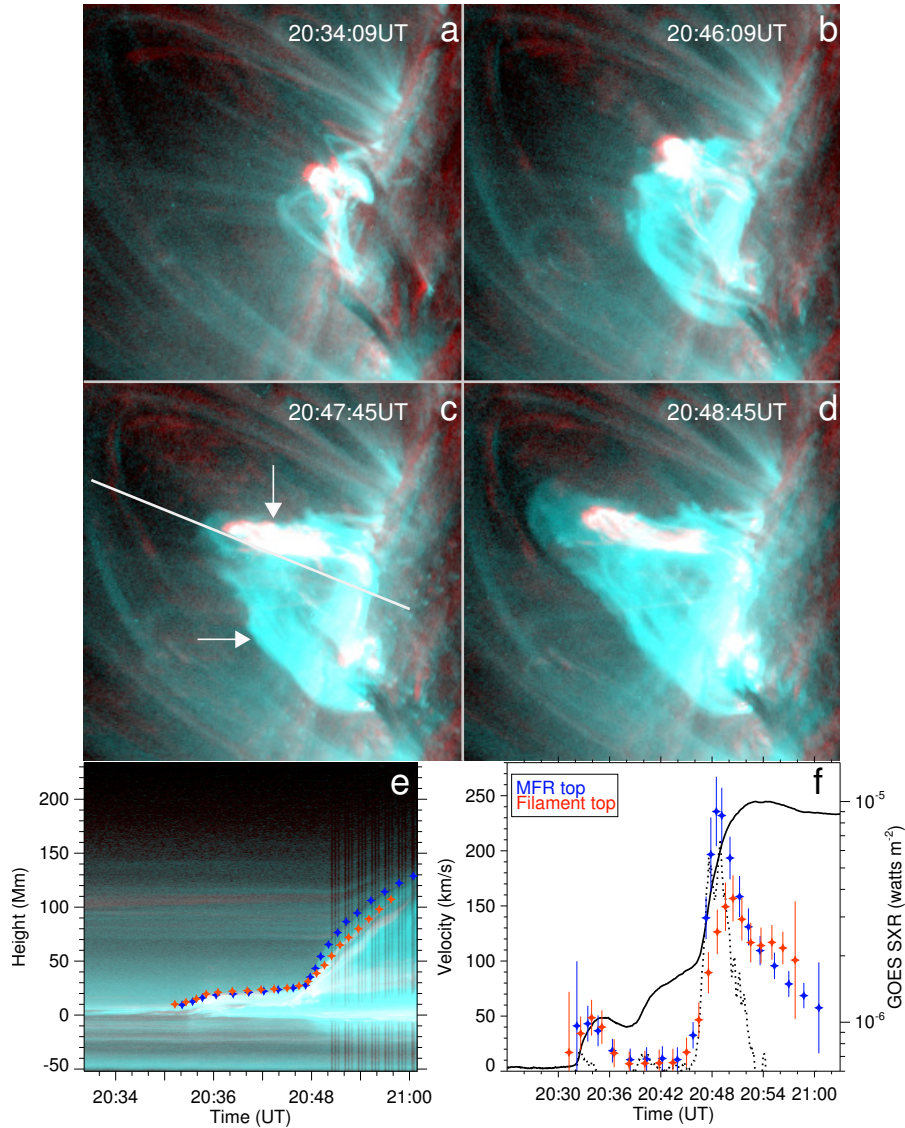


FIG. 2.— a–d: Composite of the AIA 131 Å ( $\sim 0.4$  MK and 11.0 MK) and 304 Å ( $\sim 0.05$  MK) images showing the spatial relationship between the hot-channel (blue) and associated prominence (light red) before and during the eruption. e: Stack plot of the AIA 131 Å and 304 Å composite intensity along the slice as shown by the white oblique line in panel c. Blue and red stars indicate the height measurements of the hot-channel and prominence above the solar surface, respectively. f: Velocity evolution of the hot-channel (blue) and prominence (red). The solid and dotted curves denote the GOES 1–8 Å SXR flux of the associated flare and its time derivative, respectively.

(An animation this figure is available in the online journal.)

“xrt\_dem\_iterative2.pro” (Cheng et al. 2012). With the DEM results, we then construct the two-dimensional maps of emission measure (EM) of the plasma in different temperature intervals ( $\Delta T$ ) through the formula  $EM(T) = \int_{T-\Delta T}^T DEM(T') dT'$ .

Figure 3 shows the EM structures of the eruption in three temperature intervals. It can be seen that, at  $\sim 20:46$  UT, the plasma in the space occupied by the prominence showed emissions in all temperatures (0.5–5 MK) while the surrounding hot-channel only exhibited emission from the hot plasma (10–15 MK). It reveals that the hot-channel has been heated up to the high temperature at that time. We suggest that magnetic reconnection with a slow rate probably occurs inside or around the hot-channel to heat and build up the channel before  $\sim 20:46$  UT; however, this reconnection is too weak to generate nonthermal particles, thus being dif-

ferent from the fast flare reconnection in the later phase (also see Aulanier et al. 2010; Cheng et al. 2013b; Guo et al. 2013). After 20:46 UT, the hot-channel still had a temperature of  $>8$  MK and the prominence had a temperature of  $<5$  MK; however, the EM of both of the hot-channel and prominence tended to decrease, mainly due to expansion. On the other hand, the EM of the flare region underneath the hot-channel was quickly enhanced. In particular, for the hot plasma, the EM increased from  $\sim 10^{28}$  cm $^{-5}$  at 20:47 UT to  $\sim 10^{29}$  cm $^{-5}$  at 20:50 UT in the low-lying flare region. It indicates that the morphology transformation of the hot-channel is also associated with the triggering of the fast flare reconnection that may further help to heat and build up the hot-channel.

### 2.3. Kinematical Relationship Between the Hot-channel-like MFR and Prominence

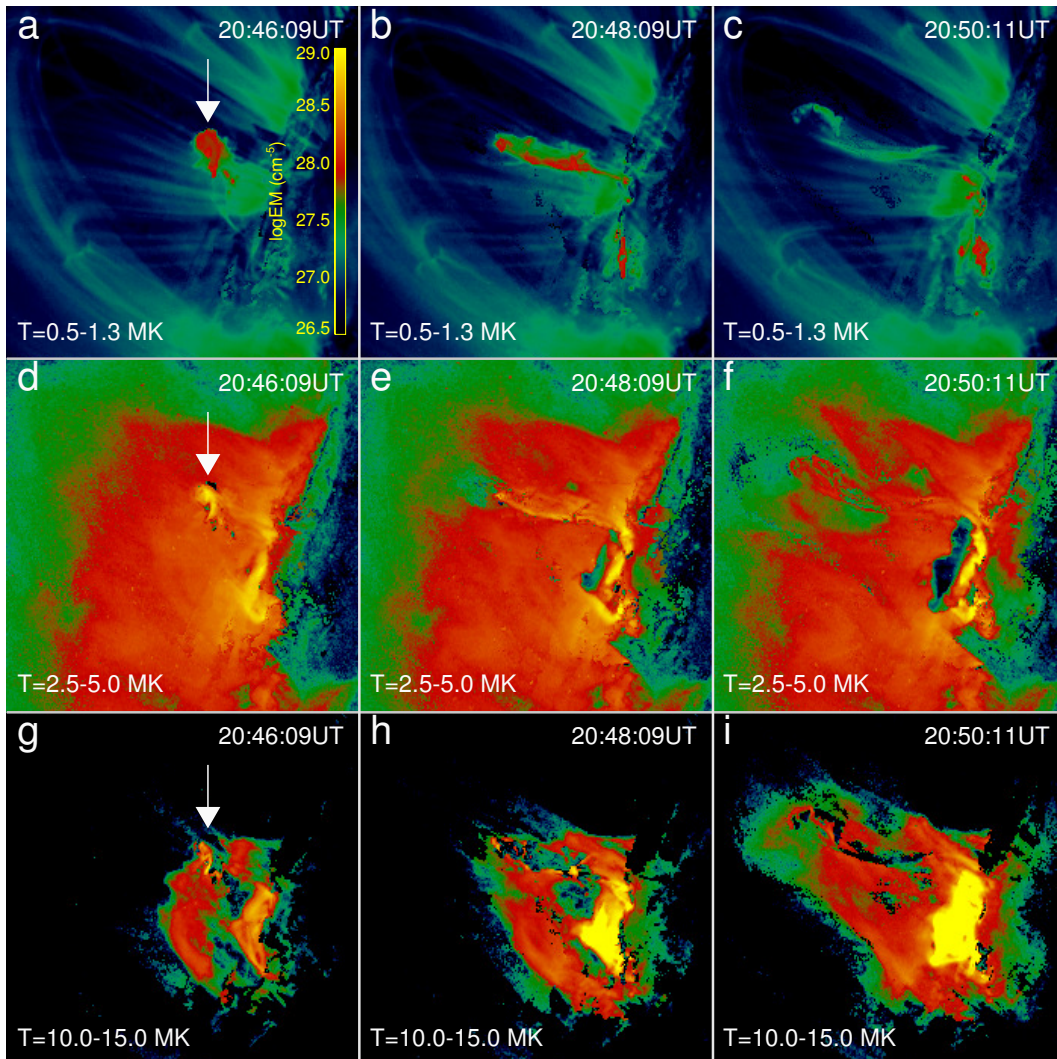


FIG. 3.— Two-dimensional EM maps of the hot-channel and associated prominence in different temperature intervals. The white arrows denote that the cross part of the prominence has the biggest EM value.

(An animation this figure is available in the online journal.)

In this section, we study the kinematics of the hot-channel-like MFR and the prominence in detail. We take a slice along the direction of the eruption (Figure 2c). The time sequence of the slice makes up a stack plot. Using the stack plot, we measure the heights of the hot-channel and associated prominence. Applying the first order piecewise numerical derivative to the height-time data, we derive the velocities of the hot-channel and prominence. The uncertainties in the velocities arise from the uncertainties in the height measurements, which are estimated to be 4 pixel sizes ( $\sim 1.7$  Mm).

Figure 2e and 2f display the height and velocity profiles of the hot-channel and prominence. One can find that the hot-channel experienced two distinct phases: a slow rise phase of twenty minutes and an impulsive acceleration phase of only  $\sim 5$  minutes. During the first several minutes, the height of the hot-channel increased from  $\sim 10$  Mm at 20:30 UT to  $\sim 20$  Mm at 20:36 UT, resulting in an average velocity of  $\sim 30$  km s $^{-1}$ . The early rise process well corresponds to the brightening along the hot-channel and prominence, confirming that their activation was most likely the result of the slow reconnection. In the period of  $\sim 10$  minutes after 20:36 UT, the rise of

the hot-channel tended to slow down; the height only increased to 25 Mm at  $\sim 20:46$  UT, corresponding to an average velocity of  $\sim 10$  km s $^{-1}$  (Figure 2f).

An important result is that the height evolution of the hot-channel had an apparent jump (Figure 2e). Correspondingly, the velocity impulsively increased around the jump, e.g., from  $\sim 10$  km s $^{-1}$  at  $\sim 20:46$  UT to  $\sim 250$  km s $^{-1}$  three minutes later at  $\sim 20:49$  UT (Figure 4b). The average acceleration in this period is estimated to be  $\sim 1300$  m s $^{-2}$ , which is much larger than the average acceleration ( $330$  m s $^{-2}$ ) of the impulsive CMEs (e.g., Zhang & Dere 2006). After  $\sim 20:49$  UT, the velocity started to decrease gradually and became to be  $\sim 50$  km s $^{-1}$  at  $\sim 21:00$  UT with an average deceleration of  $\sim 300$  m s $^{-2}$ . This deceleration led to a failed eruption, as evident from the lack of propagating CME in the white-light coronagraph images. In order to exactly estimate the onset time of the impulsive acceleration, we use a function consisting of both a linear and an exponential component to fit the height-time measurements of the hot-channel from 20:36 UT to 20:48 UT. The details of the technique can be found in Cheng et al. (2013b). From Figure 4a and 4b, one can see that the height of the hot-channel is

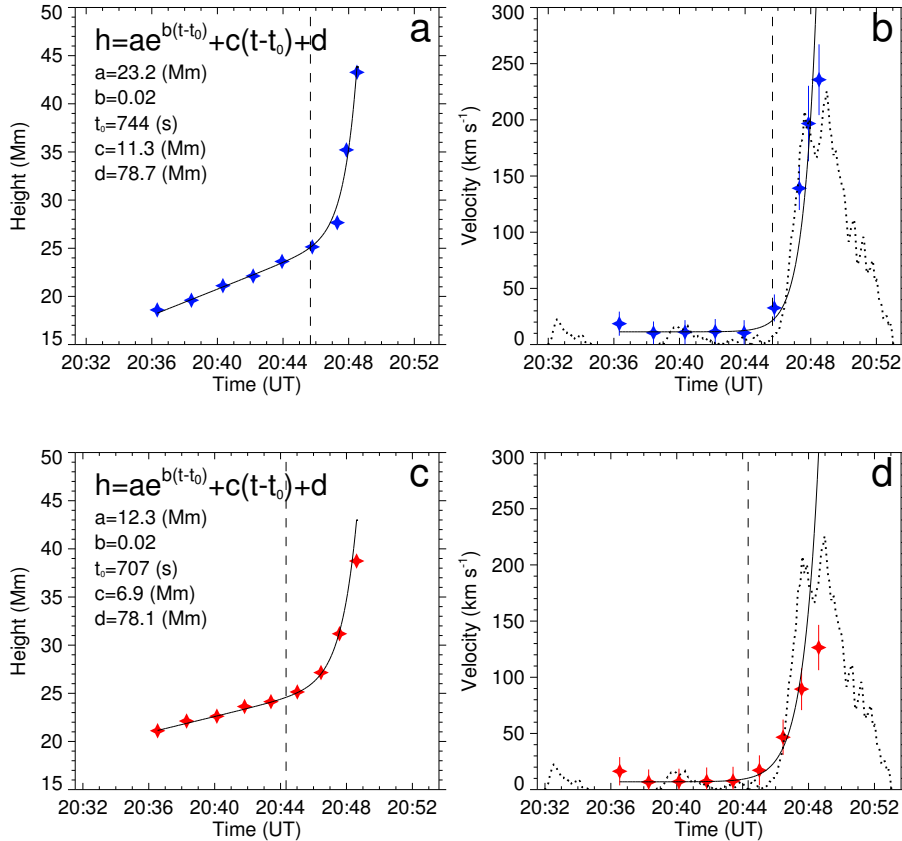


FIG. 4.— a and b: Best fitting of the height and velocity of the hot-channel, as shown by the solid lines. The fitting function and resulting parameters are displayed at the top left corner. c and d: Same as a and b but for the prominence. The dotted line shows the *GOES* derivative and the two vertical dashed lines show the onset time of the impulsive acceleration.

well described by the combination of the linear and exponential functions. The exponential component is believed to be a fundamental feature of the MFR eruption trajectory driven by the kink instability (e.g., Török & Kliem 2005; Schrijver et al. 2008). Assuming that the hot-channel is impulsively accelerated at the time when the velocity of the exponential component is equal to that of the linear component, the impulsive acceleration onset is found to be at 20:45:40 UT with an uncertainty of 1.7 min, thus almost perfectly coincident with the sudden transformation of the hot-channel morphology from the  $\Lambda$  shape to reversed-Y shape. These results indicate that the hot-channel most likely underwent the kink instability, thus triggering and driving the impulsive acceleration in a very short period, and meanwhile, distorting the axis of the hot-channel, revealing a transformation of the morphology.

As for the prominence, the evolution of the height and velocity had exactly the same trends as the hot-channel with, however, some difference in magnitude. In the slow rise phase, the prominence kept the same height and linear velocity as the hot-channel. With the impulsive acceleration commencing, the height of the prominence also exponentially increased (Figure 4c). Using the same technique, we are able to fit the height variation of the prominence very well with the combination of the linear and exponential functions. The onset of the prominence impulsive acceleration is determined to be at 20:44:20 UT with an uncertainty of 5.0 min (Figure 4d), almost coinciding with that of the hot-channel. On

the other hand, we find that the height and velocity of the prominence increased more slowly than that of the hot-channel shortly after the beginning of the impulsive acceleration. These results suggest that the prominence and hot-channel share the same MFR system during the whole eruption course. Most likely, the hot-channel is the MFR and the prominence corresponds to the dips of the helical field lines of the MFR. Prior to and during the slow rise phase, the MFR remains small and compact, thus almost co-spatial with the prominence (Figure 2a); the distance between the MFR top and prominence is too small to be recognizable. In the acceleration phase, as a result of the fast reconnection, represented by the peak of the time derivative of the *GOES* SXR flux (Figure 2f), the newly formed high temperature poloidal flux quickly envelops the MFR, resulting in the heating of the MFR and the separation between the tops of the MFR and the prominence; thus the upper part of the MFR is only visible in the AIA high temperature passbands (131 Å and 94 Å), while the lower part is seen in all AIA passbands because this part consists of both the cool core and the hot shell of the MFR (Figure 2c and 2d).

Moreover, the onset of the hot-channel and prominence impulsive acceleration was almost coincident with the rapid enhancement of the flare emission (Figure 4b and 4d). Through inspecting the AIA images, we find that the strongest brightening appeared at the crossing part of the two legs of the hot-channel and prominence at the onset time ( $\sim$ 20:46 UT; Figure 1c and the left column of Figure 3). With the hot-channel and promi-

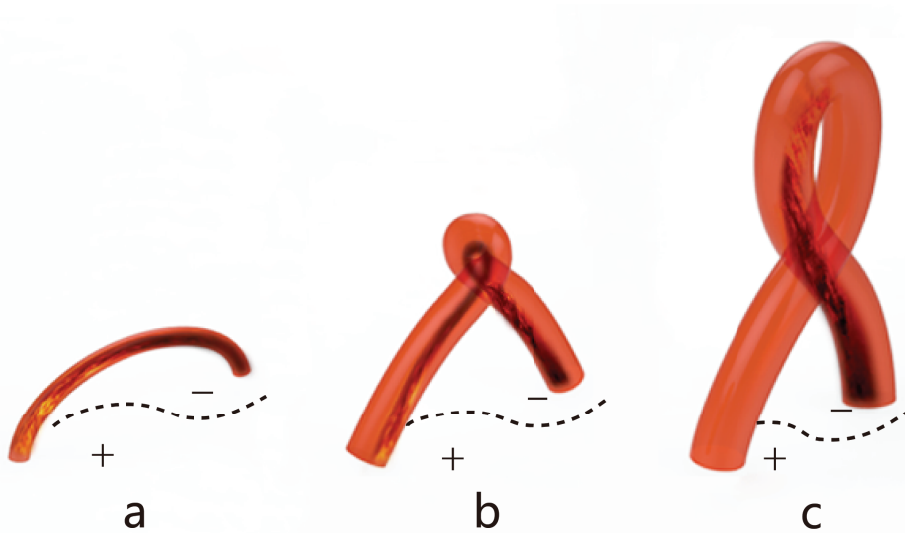


FIG. 5.— Schematic drawing of the relationship between the hot-channel-like MFR (red tubes) and embedded prominence (dark materials) during the early evolution. a: Pre-eruption structure displaying the cospatiality of the MFR and prominence. b: Separation of the MFR top from the prominence. c: Morphology transformation of the MFR from an A shape to a reversed-Y shape as a result of kink instability. The dashed curve in each panel shows the polarity inverse line.

nence ascending, the brightening underneath them was also rapidly increased, showing that the fast reconnection started, which rapidly increased the flare emission and formed the flare loops (Figure 1g and 1h; Figure 3h and 3i). The transition of the brightening from the crossing part to underneath the hot-channel and prominence implies that the kink instability may also have a role in causing the fast flare reconnection.

### 3. SUMMARY AND DISCUSSION

In this Letter, we investigate the relationship between the hot-channel and associated prominence. The cospatiality of the prominence with the hot-channel in the early phase (Figure 5a) and a following separation of the top of the hot-channel from that of the prominence in the later phase (Figure 5b) strongly support our previous conjecture that the hot-channel is likely an MFR whose lower part, i.e., the dipped part of the helical magnetic lines, corresponds to the prominence. Using the high cadence AIA data, we find that the evolution of both of them experienced two phases: a slow rise phase and an impulsive acceleration phase. The evolution near the transition from the slow rise to the impulsive acceleration phase can be well described by a combination of the linear and exponential functions. Moreover, the kinematic transition in time coincided with the quick morphological transformation from the A shape to reversed-Y shape (Figure 5c). These results indicate that the hot-channel most likely underwent the kink instability, thus triggering the impulsive acceleration of the MFR and the fast reconnection producing the flare.

It has been recognized that the impulsive acceleration of the MFR might be triggered by the torus instability (Kliem & Török 2006; Fan & Gibson 2007; Aulanier et al. 2010; Olmedo & Zhang 2010; Savcheva et al. 2012; Cheng et al. 2013b, 2014; Zuccarello et al. 2014). To

tentatively study this possibility, we calculate the three-dimensional magnetic field structure using the magnetic data on 2011 September 17 provided by the Helioseismic and Magnetic Imager (Schou et al. 2012). We find that the decay index of the background field at the onset heights of the hot-channel and prominence impulsive acceleration ( $\sim 25.2 \pm 4.3$  Mm and  $\sim 25.2 \pm 6.3$  Mm) is only  $\sim 1.1$ , which is smaller than the threshold of the torus instability (1.5; Kliem & Török 2006); thus, the torus instability is unlikely the cause of eruption in this event.

The kink instability of the hot-channel requires a strong twist, thus reinforcing its physical nature as an MFR. Theoretically, the kink instability occurs when the twist number of the MFR is larger than the critical value of 1.5 ( $3.0\pi$  in twist angle) for an arched MFR (Fan & Gibson 2003; Török et al. 2004), or at least the threshold of 1.25 for a line-tied cylindrical MFR (Hood & Priest 1979, 1981). This can be considered as another piece of evidence for the existence of the MFR as the hot-channel besides being visually identified as a bundle of helical threads (e.g., Cheng et al. 2014). Finally, it is worth mentioning that although Tripathi et al. (2013) studied the same event, they concentrated on the partial eruption of the prominence. Here, we pay much attention to the relationship between the hot-channel and the prominence and conclude that the hot-channel and prominence are two components of the same MFR system that simultaneously rise, accelerate, and deform, subject to the kink instability.

We are grateful to the referee for the valuable comments that have significantly improve the manuscript. SDO is a mission of NASA's Living With a Star Program. X.C., M.D.D., Y.G., P.F.C, and J.Q.S are supported by NSFC under grants 11303016, 11373023, 11203014, 11025314, and NKBRFSF under grants 2011CB811402

and 2014CB744203. X.C. is also supported by the specialized research fund for state key laboratories. J.Z. is supported by NSF grant ATM-0748003, AGS-1156120,

and AGS-1249270. A.K.S thanks P. F. C for the grant to visit Nanjing University where he pursues jointly on various research projects.

#### REFERENCES

- Antiochos, S. K., DeVore, C. R., & Klimchuk, J. A. 1999, *ApJ*, 510, 485
- Aulanier, G., Török, T., Démoulin, P., & DeLuca, E. E. 2010, *ApJ*, 708, 314
- Bak-Stęślicka, U., Gibson, S. E., Fan, Y., Bethge, C., Forland, B., & Rachmeler, L. A. 2013, *ApJ*, 770, L28
- Canfield, R. C., Hudson, H. S., & McKenzie, D. E. 1999, *Geophys. Res. Lett.*, 26, 627
- Chen, P. F., & Shibata, K. 2000, *ApJ*, 545, 524
- Cheng, X., Zhang, J., Ding, M. D., Liu, Y., & Poomvises, W. 2013a, *ApJ*, 763, 43
- Cheng, X., Zhang, J., Ding, M. D., Olmedo, O., Sun, X. D., Guo, Y., & Liu, Y. 2013b, *ApJ*, 769, L25
- Cheng, X., Zhang, J., Saar, S. H., & Ding, M. D. 2012, *ApJ*, 761, 62
- Cheng, X., et al. 2014, *ApJ*, 780, 28
- Dove, J. B., Gibson, S. E., Rachmeler, L. A., Tomczyk, S., & Judge, P. 2011, *ApJ*, 731, L1
- Fan, Y., & Gibson, S. E. 2003, *ApJ*, 589, L105
- . 2004, *ApJ*, 609, 1123
- . 2007, *ApJ*, 668, 1232
- Gibson, S. E., Fan, Y., Mandrini, C., Fisher, G., & Demoulin, P. 2004, *ApJ*, 617, 600
- Guo, Y., Ding, M. D., Cheng, X., Zhao, J., & Pariat, E. 2013, *ApJ*, 779, 157
- Guo, Y., Schmieder, B., Démoulin, P., Wiegmann, T., Aulanier, G., Török, T., & Bommier, V. 2010, *ApJ*, 714, 343
- Hood, A. W., & Priest, E. R. 1979, *Sol. Phys.*, 64, 303
- . 1981, *Geophysical and Astrophysical Fluid Dynamics*, 17, 297
- Kliem, B., & Török, T. 2006, *Phys. Rev. Lett.*, 96, 255002
- Leake, J. E., Linton, M. G., & Török, T. 2013, *ApJ*, 778, 99
- Lemen, J. R., et al. 2012, *Sol. Phys.*, 275, 17
- Li, L. P., & Zhang, J. 2013, *A&A*, 552, L11
- Liu, R., Liu, C., Wang, S., Deng, N., & Wang, H. 2010, *ApJ*, 725, L84
- Low, B. C., & Hundhausen, J. R. 1995, *ApJ*, 443, 818
- Mackay, D. H., Karpen, J. T., Ballester, J. L., Schmieder, B., & Aulanier, G. 2010, *Space Sci. Rev.*, 151, 333
- Moore, R. L., Sterling, A. C., Hudson, H. S., & Lemen, J. R. 2001, *ApJ*, 552, 833
- Nishida, K., Nishizuka, N., & Shibata, K. 2013, *ApJ*, 775, L39
- O'Dwyer, B., Del Zanna, G., Mason, H. E., Weber, M. A., & Tripathi, D. 2010, *A&A*, 521, A21
- Olmedo, O., & Zhang, J. 2010, *ApJ*, 718, 433
- Patsourakos, S., Vourlidis, A., & Stenborg, G. 2013, *ApJ*, 764, 125
- Rust, D. M., & Kumar, A. 1996, *ApJ*, 464, L199
- Savcheva, A., Pariat, E., van Ballegoijen, A., Aulanier, G., & DeLuca, E. 2012, *ApJ*, 750, 15
- Schou, J., et al. 2012, *Sol. Phys.*, 275, 229
- Schrijver, C. J., Elmore, C., Kliem, B., Török, T., & Title, A. M. 2008, *ApJ*, 674, 586
- Srivastava, A. K., Zaqarashvili, T. V., Kumar, P., & Khodachenko, M. L. 2010, *ApJ*, 715, 292
- Su, Y., Surges, V., van Ballegoijen, A., DeLuca, E., & Golub, L. 2011, *ApJ*, 734, 53
- Török, T., & Kliem, B. 2005, *ApJ*, 630, L97
- Török, T., Kliem, B., & Titov, V. S. 2004, *A&A*, 413, L27
- Tripathi, D., Kliem, B., Mason, H. E., Young, P. R., & Green, L. M. 2009, *ApJ*, 698, L27
- Tripathi, D., Reeves, K. K., Gibson, S. E., Srivastava, A., & Joshi, N. C. 2013, *ApJ*, 778, 142
- Zhang, J., Cheng, X., & Ding, M.-D. 2012, *Nature Communications*, 3, 747
- Zhang, J., & Dere, K. P. 2006, *ApJ*, 649, 1100
- Zuccarello, F. P., Seaton, D. B., Mierla, M., Poedts, S., Rachmeler, L. A., Romano, P., & Zuccarello, F. 2014, *ApJ*, 785, 88