

Do we see change of phase in proton-proton collisions at the Large Hadron Collider?

Premomoy Ghosh* and Sanjib Muhuri†
Variable Energy Cyclotron Centre, Kolkata 700 064, India
(Dated: February 3, 2020)

High multiplicity events in proton-proton collisions at the Large Hadron Collider exhibit features resembling those found in relativistic nuclear collisions, indicating possibility of formation of similar partonic medium. Formation of partonic medium in hadronic collision means happening of change in phase of matter, as is predicted by quantum chromodynamics. Analyzing the identified particle spectra data from *proton – proton* collision, we observe a signal of plausible change of phase between thermalized partonic matter and hadronic one, in terms of change in effective number of degrees of freedom, as has been revealed by the latest calculation in the framework of the lattice quantum chromodynamics. The result is compared with similar analysis of *proton – lead* data and simulated events of *proton – proton* collisions.

PACS numbers: 13.85.Hd, 25.75-q

I. INTRODUCTION

The minuscule universe of high energy-density and temperature, immediately after the Big Bang, evolved through a state of an exotic phase of matter, the Quark-Gluon Plasma (QGP) [1], that survived for some microseconds only. The QGP - the plasma state in quantum chromodynamics (QCD)[2], the theory of strong interaction - can be created also in the laboratory [3–6], in relativistic heavy-ion collisions. The formation of the QCD plasma necessitates accomplishment of thermodynamic equilibrium. In heavy-ion collisions, the local thermodynamic equilibrium is assumed to obtain the equation of state for the space-time evolution of the system in the framework of the relativistic hydrodynamics [7]. Eventually, the formation of QGP in heavy-ion collisions is established mainly by characterizing the system in the hydrodynamic model, implying occurrence of the QCD phase-change. The proton-proton (*pp*) collision, on the other hand, is considered as the elementary interaction by most of the topical models which do not endorse formation of any medium, whatsoever. One may also question if the mean free path of the constituent particles, the size and the lifetime of the produced medium, if any, in *pp* collisions are conducive to the formation of QGP or not. Nevertheless, the recent data of *pp* collisions, particularly for the high-multiplicity events, at the Large Hadron Collider (LHC) at CERN show certain features [8–10], which are typical of the hydrodynamic medium formed in the relativistic heavy ion collisions. Several of subsequent phenomenological studies with the LHC *pp* data indicate the formation [11–13] of collective medium. Further, while some theoretical approaches[14–16] support applicability of relativistic hydrodynamics in high

multiplicity *pp* collisions, formation of a non-hadronic medium has been shown [14] to be energetically possible in *pp* collisions at the LHC. A study [17] in search for the change in phase in *pp* collisions, analyzing a wide range of centre-of-mass energy, includes the LHC data also. The prima facie observations from all these studies in *pp* collisions at the LHC are quite encouraging for one to follow the approach adopted in search for the QGP in heavy-ion collisions - assume local thermal equilibrium and search for signals for formation of QGP or equivalently the QCD phase-change. We analyze the data of *pp* collisions at the LHC to search for a signal of change of phase, in QCD, from thermalized partonic matter to hadronic one, in terms of change in effective number of degrees of freedom of the system formed in the collision, as a function of temperature. The signal has been predicted [18–23] by the Lattice Quantum Chromodynamics (LQCD), the well accepted tool for non-perturbative calculations in QCD.

II. THE SIGNAL FOR CHANGE OF PHASE

The LQCD - predicted signal for the phase transition or for the crossover in high energy heavy-ion and *pp* collisions calls for a fast rise of ϵ/T^4 or σ/T^3 (where T is temperature, ϵ is the energy-density and σ is the entropy-density of the system) over a small change in temperature, reflecting rapid increase in the effective number of degrees of freedom indicating a change in phase. While a sharp, step-like increase manifests the first order phase transition, a smooth but rapid rise indicates either the crossover or a second order phase transition. The lattice QCD simulation is continuously progressing [24] towards more realistic calculations, in terms of number of quark flavors and their masses, minimization of lattice spacings etc. The latest LQCD calculations result in a crossover[23] in the QCD transition. At temperature lower than the critical region of rapid rise, the system is populated mainly by pions,

*Electronic address: prem@vecc.gov.in

†Electronic address: sanjibmuhuri@vecc.gov.in

forming a hadron gas. In this temperature range, however, the lattice calculation of ϵ and so σ is difficult as they are exponentially suppressed[21]. At temperature higher than the critical region, where the ideal gas limit of degrees of freedom is reached asymptotically, the system corresponds to ideal gas consisting of partons. In absence of a straightforward method of estimation of temperature from data, the predicted behavior of temperature dependence of ϵ/T^4 and σ/T^3 as a signal for the phase transition or the crossover is still a far from convincing experimental verification even for the heavy-ion collisions. Adding to the complexity, in the real-life scenario of experiments, the finite size effect[25, 26] of the system formed in the collision, may cause widening of the width of transition or smoothening of singularities in the LQCD-predicted dependence of the degrees of freedom.

III. METHODOLOGY

The experimental search for the phase transition or for the crossover in the data of high energy collisions involves connecting thermodynamical variables with measurable observables. The rapidity density, dN_{ch}/dy , (where N_{ch} = the number of charged hadrons, the rapidity, $y = (1/2) \ln \frac{E+p_L}{E-p_L}$, E and p_L are respectively the energy and longitudinal component of momentum of a particle) or the pseudorapidity density, $dN_{ch}/d\eta$, (where the pseudorapidity, $\eta = -\ln[\tan(\theta/2)]$ and θ is the polar angle of the particle with respect to the beam direction) and the transverse momentum, p_T , of produced charged hadrons are primary measurable observables in high energy experiments which are connected to thermodynamic variables involved in the LQCD-predicted signal for the change in phase.

According to the relativistic hydrodynamics, the rapidity or the pseudorapidity density reflects the entropy-density (σ) created early in the collision. The σ depends only on the initial energy-density (ϵ) and remains constant throughout the evolution of the system. It is worth mentioning that even for $d\langle N_{ch} \rangle/d\eta \approx 6$, the ϵ has been shown[14] to be sufficient for formation of a non-hadronic medium in pp collisions at $\sqrt{s} = 7$ TeV. The Compact Muon Solenoid (CMS) experiment has recorded [27, 28] sufficient statistics of high multiplicity pp events with $d\langle N_{ch} \rangle/d\eta$ going up to ≈ 30 , providing a wide range of data to look for effects of variation in observables involving energy-density. As the objective of this study does not include evaluation of the absolute value of the energy-density, the following simple formalism [19] as proposed by Bjorken could be sufficient for estimation of the energy-density:

$$\epsilon_{BJ} \simeq \frac{\frac{dN_{ch}}{d\eta} \cdot \frac{3}{2} \langle p_T \rangle}{V} \quad (1)$$

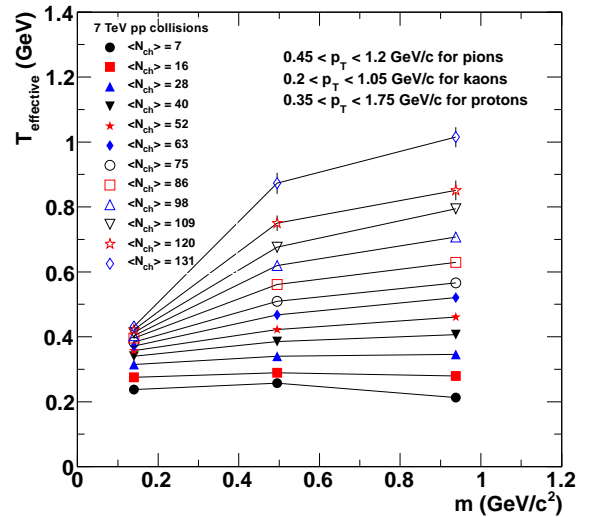


FIG. 1: The inverse slope parameter $T_{effective}$ as a function of mass of identified particles (π^\pm, K^\pm and $p(\bar{p})$), obtained from the measured transverse momentum spectra from non-single diffractive events of pp collisions as measured by the CMS experiment [27, 28] at $\sqrt{s} = 7$ TeV. $\langle N_{ch} \rangle$ is the mean multiplicity of charged particles. The solid lines drawn joining the data points are to guide the eye.

where, V is the effective volume occupied by the particles and is given by $S \cdot c\tau$, S being the interaction area and $c\tau$, a longitudinal dimension, considered to be about $1fm$ in Bjorken model. The estimate of entropy density, therefore, comes as:

$$\sigma \simeq \frac{\frac{dN_{ch}}{d\eta} \cdot \frac{3}{2}}{S} \quad (2)$$

where $\sigma = \epsilon/\langle p_T \rangle$ and $S = \pi R^2$, R is the radius of the interaction area.

The low p_T part of the p_T - spectra of produced particles from high energy collisions contain information on temperature as well as on transverse expansion of the system. As disentangling the effect of the temperature and the contribution from the transverse expansion in the p_T - spectra is not possible, instead of exclusive measure of temperature, experimental analysis deal with parameters that reflect the temperature of the system. Either the mean transverse momentum, ($\langle p_T \rangle$), as proposed [18] by Van Hove, or the slope of the transverse mass (m_T) - spectra, obtained from the p_T - spectra (for a particle of mass m , $m_T = (m^2 + p_T^2)^{1/2}$), can be used for comparing thermal states of the system. The investigation of the LQCD predicted signal for change in phase in terms of effective number of degrees of freedom in pp collisions has been studied [17] in terms

of the $\langle p_T \rangle$ dependence of $\sigma/\langle p_T \rangle^3$. On the other hand, the m_T - spectra corresponding to low - p_T particles are usually satisfactorily fitted with exponential function of the form, $dN/m_T dm_T = C.exp(-m_T/T_{effective})$, where $T_{effective}$ is known as the inverse slope parameter. Increase in inverse slope parameter, $T_{effective}$ with mass, m , for the most commonly measured identified particles (π^\pm , K^\pm , p and \bar{p}), as has been observed [29, 30] in heavy-ion collisions as well as in the recent pPb collisions [31] at CERN is a well known phenomenon, attributed to the collective transverse flow of the medium formed in the collision.

IV. ANALYSIS & RESULTS

A. pp data

The CMS experiment at the LHC has measured p_T -spectra [27, 28] of pions (π^\pm), kaons (K^\pm), and protons (p and \bar{p}) over the rapidity range $|y| < 1$ for the pp collisions at $\sqrt{s} = 0.9, 2.76$ and 7 TeV for several event classes selected on the basis of mean number of charged particles, $\langle N_{ch} \rangle$ in the pseudo-rapidity interval, $|\eta| < 2.4$ or, in other words, as a function of pseudorapidity density, $d\langle N_{ch} \rangle/d\eta$, reflecting "centrality" in pp collisions. The measured p_T - ranges are (0.1 to 1.2) GeV/c for π^\pm , (0.2 to 1.050) GeV/c for K^\pm and (0.35 - 1.7) GeV/c for p and \bar{p} . In fact, by measuring the $d\langle N_{ch} \rangle/d\eta$ - dependent identified particle spectra, the CMS experiment provides the unique opportunity to study the LQCD-predicted signal on change in phase in terms of the change in degrees of freedom in pp collisions at the LHC energies. It is worth mentioning that the same set of data, on analysis [13] in the hydrodynamics motivated Boltzman-Gibbs blast-wave model [32], revealed collective transverse flow for the high multiplicity events. To check if the previously observed indication of the formation of collective medium in pp collisions is revealed in the statistical model also, we look for the mass dependence of inverse slope parameter by fitting the m_T - spectra (with the χ^2 values in the range 0.3-2.48 for pions, 0.26-1.08 for kaons and 0.06-4.92 for protons) of identified particles obtained from the p_T - spectra data [28] at $\sqrt{s} = 7$ TeV measured by the CMS experiment. To avoid the effect of resonance decays, the pions with $p_T < 0.45$ GeV/c were excluded from the fitting-range. The increase of $T_{effective}$ with mass of identified particles for event classes of high $\langle N_{ch} \rangle$ reiterates (Figure 1) the finding of collective medium in high-multiplicity pp collisions. The collectivity, however, does not confirm formation of the QGP or the QCD phase-change.

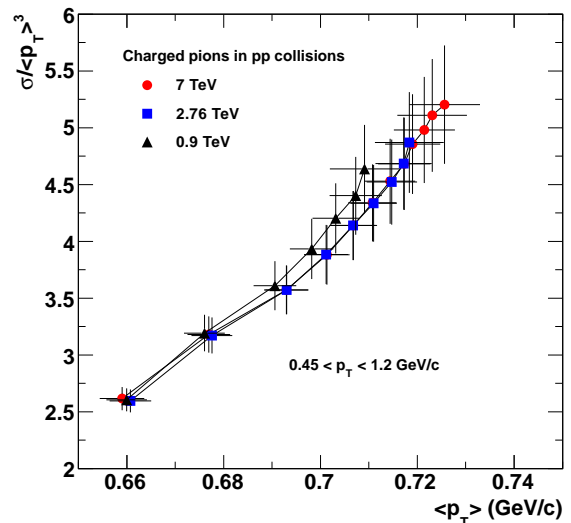


FIG. 2: The $\sigma/\langle p_T \rangle^3$, the effective number of degrees of freedom, as a function of the transverse momentum, $\langle p_T \rangle$, of pions as obtained from the measured [28] spectra data. The solid lines drawn joining the data points are to guide the eye. The error bars include both the statistical and systematic uncertainties.

To characterize the collective medium so formed, we study the $\langle p_T \rangle$ - dependence of $\sigma/\langle p_T \rangle^3$, the effective number of degrees of freedom of the system formed in the collisions. In the study, we also take into consideration some model dependent estimations [33, 34] of the effect due to the transverse expansion on $\langle p_T \rangle$ to facilitate the study and the interpretation thereof. A model calculation [33] of $\langle p_T \rangle$ as a function of the temperature for various hadron species show that the change in the shape of the p_T - spectra or in the value of $\langle p_T \rangle$ due to the transverse expansion is dependent on the individual hadron species of different mass - while the protons gain most in $\langle p_T \rangle$, the pions lose some $\langle p_T \rangle$. According to another model calculation [34], the protons gain additional $\langle p_T \rangle$ as the protons decouple from the fireball after pions, experiencing larger flow-effect. Being weakly affected [35] by re-scattering of hadrons and resonance decay, kaons are better observable in the search for change in phase. We, therefore, argue that instead of the $\langle p_T \rangle$ of several particles together, containing cumulative effect due to the transverse expansion of varying magnitude, the $\langle p_T \rangle$ of individual species may be more meaningful in reflecting temperature related characteristics of the system. We study the dependence of $\sigma/\langle p_T \rangle^3$ on the $\langle p_T \rangle$ for charged pions and charged kaons from the pp collisions at $\sqrt{s} = 0.9, 2.76$ and 7 TeV, separately, as kaons have been suggested [35] to be a better observable particles and the charged pions, constituting the majority of the produced charged particles, grossly dominate the average behavior of all

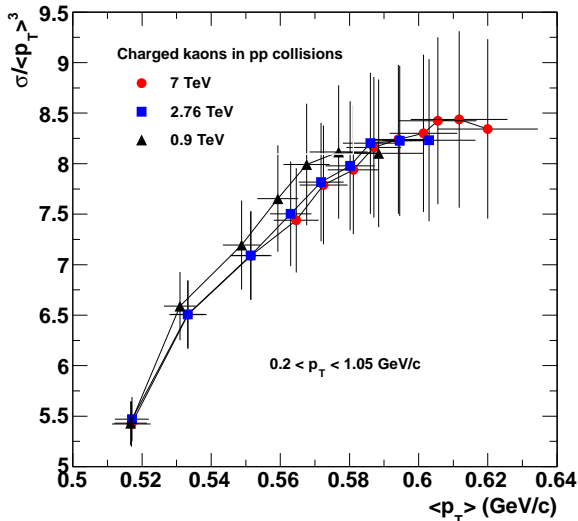


FIG. 3: The $\sigma/\langle p_T \rangle^3$, the effective number of degrees of freedom, as a function of the mean transverse momentum, $\langle p_T \rangle$, of kaons as obtained from the measured [28] spectra data. The solid lines drawn joining the data points are to guide the eye. The error bars include both the statistical and systematic uncertainties.

charged particles. To calculate the entropy density, σ following Bjorken's formalism [19], the radius of interaction area, R , is estimated from the HBT-radius [36] that has dependence on the pair transverse momentum (k_T) and multiplicity. For a given $d\langle N_{ch} \rangle/d\eta$, high k_T corresponds to the early stage of the collision, while low k_T relates the final stage, close to the freeze-out, and includes the effect of particle activities in the transverse direction during the expansion. We use the radii for the highest k_T -range (0.5 to 1.0 GeV/c), as measured [10] by the CMS experiment, to parameterize the radius of interaction as a function of $\langle N_{ch} \rangle$, as $R(\langle N_{ch} \rangle) = a \cdot \langle N_{ch} \rangle^{1/3}$, where $a = 0.504 \pm 0.0097$ fm.

Both the pions and the kaons show more or less smooth but rapid rise in $\sigma/\langle p_T \rangle^3$, indicating release of new degrees of freedom, over a small change of $\langle p_T \rangle$ in the lower $\langle p_T \rangle$ -range. Significantly, however, the dependence of $\sigma/\langle p_T \rangle^3$ at high $\langle p_T \rangle$ is different for pions and kaons. A change of phase cannot be concluded from the plots in Figure 2 for the pions, because of the missing saturation effect at high $\langle p_T \rangle$ -range. For kaons at high $\langle p_T \rangle$, reflecting high temperature, the saturation in $\sigma/\langle p_T \rangle^3$, as depicted in Figure 3, indicates that the highest possible number of degrees of freedom, corresponding to the partonic phase, is reached. Different responses by pions and kaons is rather consistent with previous studies [33–35]. The loss of $\langle p_T \rangle$ for pions [33] could be the reason for the disappearance of the saturation effect of $\sigma/\langle p_T \rangle^3$ at high p_T , corresponding to the high multiplicity pp events. Also, the differential

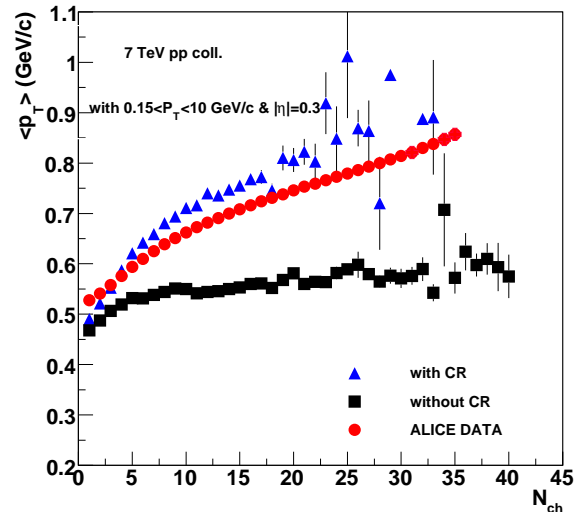


FIG. 4: Average transverse momentum, $\langle p_T \rangle$, as a function of number of charged-particle multiplicity, N_{ch} , as measured by ALICE [39] is compared with the simulated events using PYTHIA8 Tune 4C generators. The large statistical uncertainties correspond to only ten thousand simulated events of each class.

freeze-out of hadron species as a consequence of different elastic cross-sections [34, 37, 38] may lead to the early kaon-freeze-out as compared to the pion-freeze-out and may provide an alternate explanation to the observed difference in response by the pions and the kaons. In case of early freeze-out, the kaons are likely to be less affected by the flow, that develops with time. The shape of the kaon p_T -spectrum, therefore, may largely retain the effect of the temperature of the system formed in high energy collisions. One needs to note that, as the $\langle p_T \rangle$ only reflects the T and does not give absolute measure of T , the $\sigma/\langle p_T \rangle^3$ also reflects the effective number of degrees of freedom and not necessarily quantitatively match σ/T^3 . Nevertheless, the dependence of $\sigma/\langle p_T \rangle^3$ on $\langle p_T \rangle$ for the kaons reveals the qualitative feature of the LQCD-predicted signal for the change in phase of matter formed in pp collisions in terms of change from high to low degrees of freedom with decreasing $\langle p_T \rangle$, the temperature-related observable. Importantly, the nature of the experimental finding of the change in phase matches the results of the latest LQCD calculations predicting a crossover [23].

B. Simulation

As the analysis reveals a new feature in the pp data, comparing the results with the conventional Monte

Carlo Event Generators is virtually obligatory. The standard event generators in use, however, have several versions tuned to explain different features of the LHC data. In that respect, we find the PYTHIA8.1 Tune 4C, that, besides some other features, explains [39] the $\langle p_T \rangle$ - dependence on $\langle N_{ch} \rangle$ in pp collisions as measured by ALICE, to be relevant to compare the findings. It is important to mention that ALICE finds [39] that the $\langle p_T \rangle$ - dependence on $\langle N_{ch} \rangle$ for charged hadrons in pp collisions, in the p_T - range up to 10 GeV/c, is well described by PYTHIA8.1 Tune 4C by revoking Color Reconnection (CR), while generated events without CR do not reproduce the dependence. The CR phenomenon was introduced in the Multiple Partonic Interaction (MPI) models to explain the increasing trend of $\langle p_T \rangle$ as a function of produced charged particles in pp or ($p\bar{p}$) collisions. According to the MPI models, in high multiplicity events, the multiparticle production results from a large number of MPIs. In CR mechanism, the final state partons from different MPIs get connected by color strings which follow the movements of the partonic end-points, resulting a transverse - boost in the string fragmentation process. The effect is manifested in the observed dependence of $\langle p_T \rangle$ on N_{ch} . Particle production of independent MPIs is expected to result flat $\langle p_T \rangle$ as a function of N_{ch} . Using the PYTHIA8.1 Tune 4C, we generate pp events at $\sqrt{s} = 7$ TeV, with both the options, CR-on and CR-off and plot in Figure 4, basically reproducing the ALICE plots. As the ALICE data of charged hadrons in the p_T - range up to 10 GeV/c is consistent with the PYTHIA8.1 Tune 4C generated events, we compare the multiplicity dependent $\langle p_T \rangle$ for the pions and the kaons spectra from the simulated events with the measured [27] spectra that have been used in this work. We plot $\langle p_T \rangle$ as a function of $\langle N_{ch} \rangle$ as obtained from the CMS data [27, 28] (within $|\eta| < 2.4$, while the p_T - ranges are (0.1 to 1.2) GeV/c for π^\pm , (0.2 to 1.050) GeV/c for K^\pm) and from the generated events with CR-on and CR-off. As it is clear from the Figure 5, though the CR in the particular PYTHIA tune, in use, gives the boost in the p_T of the produced particles, it is far from the measured ones in the given kinematic ranges, for all the event - classes depending on $\langle N_{ch} \rangle$. In spite of this mismatch, for the sake of completeness, we repeat our analysis related to the LQCD prediction on the simulated events with the CR-on. The obvious mismatch between the data and the simulated events with color reconnection is depicted in Figure 6. It is important to note at this point that the temperature of a thermalized partonic medium, if formed, should ideally be reflected by the low - p_T particles (usually $p_T < 2$ GeV/c, as has been considered in heavy-ion collisions) and the CMS data meet the criterion.

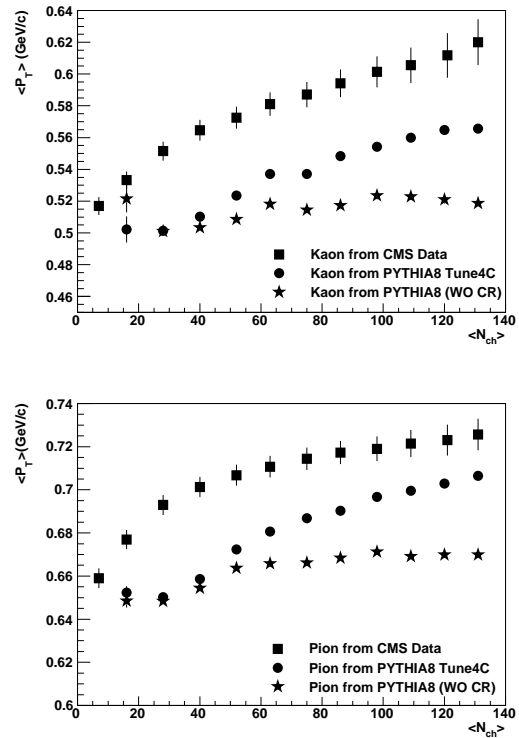


FIG. 5: Average transverse momentum, $\langle p_T \rangle$, as a function of mean charged-particle multiplicity, $\langle N_{ch} \rangle$, as measured by CMS [27] is compared with the simulated events using PYTHIA8 Tune 4C generators with Color Reconnection on for pp collisions at $\sqrt{s} = 7$ TeV. The error bars include both the statistical and systematic uncertainties.

C. pPb data

The observation from the analysis of the identified spectra data of pp collisions motivates us to analyze the identified spectra data of $proton - lead$ (pPb) collisions [31] at $\sqrt{s} = 5.02$ TeV following similar methodology, for comparison. We choose the pPb data for comparison because of stronger evidence of collectivity [31, 40–42] in the pPb collisions. Besides, availability of identified particle spectra data for different class of pPb events depending on the pseudorapidity density (similar classification as in pp collisions) and remarkably similar [43] N_{ch} - dependence of radii in all k_T bins for the pp and pPb collisions allow comparison on the same footings. As can be seen in the Figure 7, the pPb data reveals similar features as exhibited by the pp data, though the effect of saturation of $\sigma/\langle p_T \rangle^3$ for kaons becomes weaker.

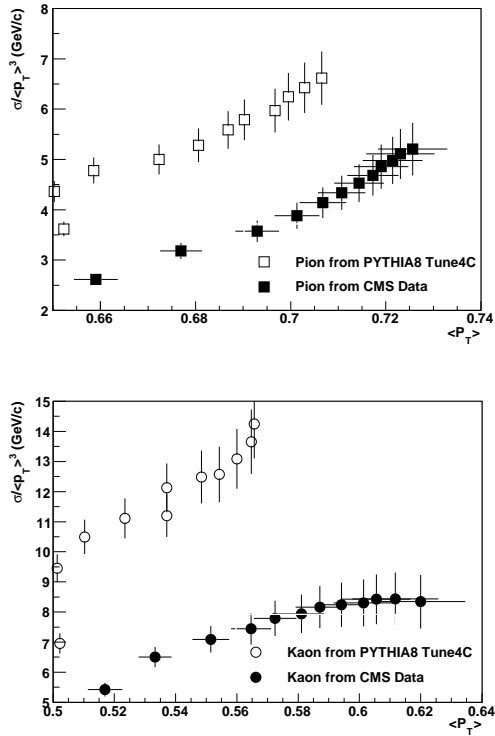


FIG. 6: The $\sigma/\langle p_T \rangle^3$, the effective number of degrees of freedom, as a function of the mean transverse momentum, $\langle p_T \rangle$, for pions and kaons as obtained from the measured [31] spectra data and from the similar classes (depending on $dN_{ch}/d\eta$) of simulated events using PYTHIA8 Tune 4C generators with Color Reconnection on for pp collisions at $\sqrt{s} = 7$ TeV. The error bars include both the statistical and systematic uncertainties.

V. DISCUSSIONS AND CONCLUSIONS

The search for thermalized partonic matter in the so-called elementary (pp or $p\bar{p}$) interactions is not new. Prior to LHC also, there have been several studies [18, 20, 44–46], addressing the de-confinement and formation of hydrodynamic medium in $p\bar{p}$ collisions. This study reveals an indication of possible change of phase in pp collision data in terms of change in effective number of degrees of freedom of the system. On the issue of thermal equilibrium, one can assume that the measured final state particle multiplicity in high-multiplicity pp events at LHC, being comparable [15] with that in $CuCu$ collisions at $\sqrt{s_{NN}} = 200$ GeV at RHIC, may be adequate enough to fulfill the condition. We emphasize that the observed dependence of the degrees of freedom on $\langle p_T \rangle$ at large values, equivalent to high temperature, corresponds to the high multiplicity pp events. It is noteworthy that the liberation of effective number of degrees of freedom for a given pseudorapidity density and for a given p_T - range, is independent

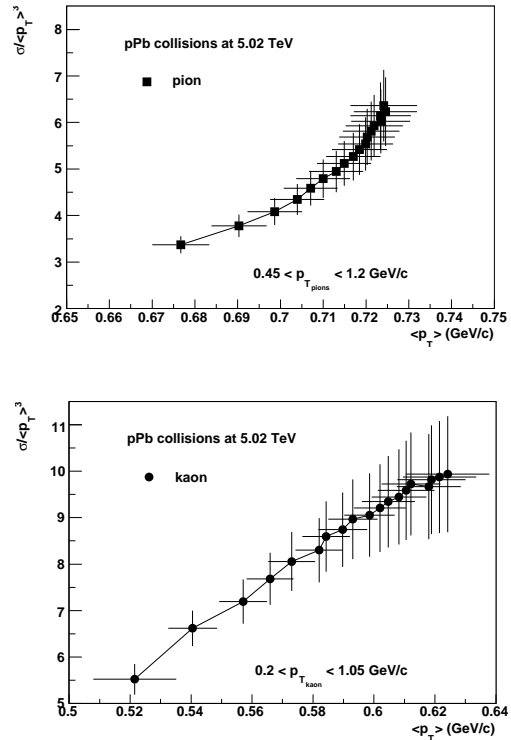


FIG. 7: The $\sigma/\langle p_T \rangle^3$, the effective number of degrees of freedom, as a function of the mean transverse momentum, $\langle p_T \rangle$, for pions and kaons as obtained from the measured [31] spectra data from pPb collisions at 5.02 TeV. The solid lines drawn joining the data points are to guide the eye. The error bars include both the statistical and systematic uncertainties.

of the centre-of-mass energy. Summarily, the analysis of the data of pp collisions at the LHC, in terms of the nature of dependence of $\sigma/\langle p_T \rangle^3$, the effective number of degrees of freedom, on $\langle p_T \rangle$, reflecting the temperature of the system, as measured from the p_T - spectra of charged kaons, corroborates with the LQCD - calculation on change in phase. We repeat that though the QCD predicted change of phase has experimentally been proved [3–6] in heavy-ion collisions by characterizing the medium formed after collisions, the experimental verification of the LQCD - calculated signal for the change of phase in terms of change in degrees of freedom is still not convincingly established. This may be naively attributed to the dampening effect due the collective behavior of the large-size fireball formed in the heavy-ion collisions. That way, the p_T - spectra of particles produced in a smaller fireball formed in pp collision may appear to be a befitting system for the search of the LQCD - calculated signal. Also, the species-dependent response of the behavior of change in effective number of degrees of freedom, as has been revealed from this study, may become an useful tool

in search for the LQCD - predicted signal in heavy-ion collisions. While the finding can not definitely be considered as the "smoking gun" on the change of phase in pp collisions, it certainly reveals a new feature, sig-

nificant enough in furthering the study in search of the collective medium in high-multiplicity pp events and in characterization of such medium at higher LHC energies, scheduled in the Run-II of the LHC in 2015.

-
- [1] J. C. Collins and M. J. Perry, Phys. Rev. Lett. **34**,(1975),1353.
- [2] E. Shuryak, Phys. Reports **61**, 71-158 (1980).
- [3] I. Arsene et al., BRAHMS Collaboration. Nucl. Phys. **A757**, 1-27 (2005).
- [4] B. B. Back et al., PHOBOS Collaboration. Nucl. Phys. **A757**, 28 - 101 (2005).
- [5] J. Adams et al., STAR Collaboration. Nucl. Phys. **A757**, 102-183 (2005).
- [6] K. Adcox et al., PHENIX Collaboration. Nucl. Phys. **A757**, 184-283 (2005).
- [7] S. Z. Belenkij and L. D. Landau, Nuovo. Cim. Suppl. **3S10**, 15 (1956).
- [8] V. Khachatryan et al., CMS Collaboration. J. High Energy Phys. **09**, 091 (2010).
- [9] K. Aamodt et al., ALICE Collaboration. Phys. Rev. **D84**, 112004 (2011).
- [10] V. Khachatryan et al., CMS Collaboration. J. High Energy Phys. **05**, 029 (2011).
- [11] P. Bozek, Eur. Phys. J. **C71**, 1530 (2011).
- [12] K. Werner, I. Karpenko and Pierog, T. Phys. Rev. Lett. **106**, 122004 (2011).
- [13] P. Ghosh, S. Muhuri, J. Nayak, and R. Varma, J. Phys. G **41** 035106 (2014).
- [14] M. Csnad, and T. Csorgo, arXiv: 1307.2082v2 [hep-ph] (2013).
- [15] A. Kisiel, Phys. Rev. **C84**, 044913 (2011).
- [16] E. Shuryak and I. Zahed, Phys. Rev. **C88**, 044915 (2013).
- [17] R. Campanini, and G. Ferri, Phys. Lett. **B703**, 237-245 (2011).
- [18] L. Van Hove, Phys. Lett. **B118**, 138 (1982).
- [19] J. D. Bjorken, Rhys. Rev. **D27**, 140 -151(1983)
- [20] K. Redlich and H. Satz, Phys. Rev. **D33**, 3747-3752 (1986).
- [21] F. Karsch, Nucl. Phys. **A698**, 199c- 208c (2002).
- [22] P. Braun-Munzinger and J. Stachel, Nature **448**, 302-309 (2007).
- [23] Y. Aoki et al. Nature **443**, 675-678 (2006).
- [24] F. Karsch, Prog. Part. Nucl. Phys. **62**, 503-311 (2009).
- [25] H-T. Elze and W. Greiner, Phys. Lett. **B179**, 385-392 (1986).
- [26] L. Palhares, E. S. Fraga and T. Kodama, J. Phys. G **37** 094031 (2010).
- [27] V. Khachatryan et al., CMS Collaboration. Euro. Phys. J. **C72**, 2164 (2012).
- [28] The Durham HepData Project, <http://hepdata.cedar.ac.uk/view/ins1123117>.
- [29] I. G. Bearden et al., NA44 Collaboration. Phys. Rev. Lett. **78**, 2080 (1997).
- [30] N. Xu, Prog. Part. Nucl. Phys. **53**, 165-182 (2004).
- [31] S. Chatrchyan et al., CMS Collaboration. Euro. Phys. J. **C74**, 2847 (2014).
- [32] E. Schnedermann, J. Sollfrank and U. W. Heinz, Phys. Rev. **C48**, 2462 (1993).
- [33] S. A. Bass and A. Dumitru, Phys. Rev. **C61**, 064909 (2000).
- [34] D. Teaney, J. Lauret and E. V. Shuryak, Phys. Rev. Lett. **86**, 4783-4786 (2001).
- [35] M. I. Gorenstein, M. Gazdzicki and K. A. Bugaev, Phys. Lett. **B567**, 175-178 (2003).
- [36] G. Goldhaber, S. Goldhaber, W. Lee and A. Pais, Phys. Rev. **120**, 300 (1960).
- [37] H. V. Hecke, H. Sorge and N. Xu, Phys. Rev. Lett. **81**, 5764-5767 (1998).
- [38] S. Chatterjee, R. M. Godbole and S. Gupta, Phys. Lett. **B727**, 554 - 557 (2013).
- [39] B. Abelev et al., ALICE Collaboration. Phys. Lett. **B727**, 371 (2013)
- [40] S. Chatrchyan et al., CMS Collaboration. Phys. Lett. **B718**, 795 (2013).
- [41] S. Chatrchyan et al., CMS Collaboration. Phys. Lett. **B724**, 213 (2013).
- [42] B. Abelev et al., ALICE Collaboration. arXiv:1406.2474v1 [nucl-exp] (2014).
- [43] CMS Physics Analysis Summary. https://cds.cern.ch/record/1703272/files/HIN-14_013-pas.pdf.
- [44] T. Alexopoulos et al., Phys. Lett. **B528**, 43 (2002).
- [45] P. Levai and B. Muller, Phys. Rev. Lett. **67**, 1519 (1991).
- [46] J. D. Bjorken, Fermilab Report No. FERMI-LAB-PUB-82-059-THY, (1982).