

# Minimax rates of entropy estimation on large alphabets via best polynomial approximation

Yihong Wu and Pengkun Yang\*

February 19, 2016

## Abstract

Consider the problem of estimating the Shannon entropy of a distribution over  $k$  elements from  $n$  independent samples. We show that the minimax mean-square error is within universal multiplicative constant factors of

$$\left(\frac{k}{n \log k}\right)^2 + \frac{\log^2 k}{n}$$

if  $n$  exceeds a constant factor of  $\frac{k}{\log k}$ ; otherwise there exists no consistent estimator. This refines the recent result of Valiant-Valiant [VV11a] that the minimal sample size for consistent entropy estimation scales according to  $\Theta(\frac{k}{\log k})$ . The apparatus of best polynomial approximation plays a key role in both the construction of optimal estimators and, via a duality argument, the minimax lower bound.

## 1 Introduction

Let  $P$  be a distribution over an alphabet of cardinality  $k$ . Let  $X_1, \dots, X_n$  be i.i.d. samples drawn from  $P$ . Without loss of generality, we shall assume that the alphabet is  $[k] \triangleq \{1, \dots, k\}$ . To perform statistical inference on the unknown distribution  $P$  or any functional thereof, a sufficient statistic is the histogram  $N \triangleq (N_1, \dots, N_k)$ , where

$$N_j = \sum_{i=1}^n \mathbf{1}_{\{X_i=j\}}$$

records the number of occurrences of  $j \in [k]$  in the sample. Then  $N \sim \text{Multinomial}(n, P)$ .

The problem of focus is to estimate the Shannon entropy of the distribution  $P$ :

$$H(P) = \sum_{i=1}^k p_i \log \frac{1}{p_i}.$$

---

\*The authors are with the Department of Electrical and Computer Engineering and the Coordinated Science Laboratory, University of Illinois at Urbana-Champaign, Urbana, IL, {yihongwu,pyang14}@illinois.edu. This paper was presented in part at the IEEE International Symposium on Information Theory, Hong Kong, June, 2015 [WY15b]. This research was supported in part by the National Science Foundation under Grant IIS-1447879, CCF-1423088, CCF-1527105, and Strategic Research Initiative on Big-Data Analytics of the College of Engineering at the University of Illinois.

To investigate the decision-theoretic fundamental limit, we consider the minimax quadratic risk of entropy estimation:

$$R^*(k, n) \triangleq \inf_{\hat{H}} \sup_{P \in \mathcal{M}_k} \mathbb{E}_P[(\hat{H}(N) - H(P))^2] \quad (1)$$

where  $\mathcal{M}_k$  denotes the set of probability distributions on  $[k]$ . The goal of the paper is a) to provide a constant-factor approximation of the minimax risk  $R^*(k, n)$ , b) to devise a linear-time estimator that provably attains  $R^*(k, n)$  within universal constant factors.

Entropy estimation has found numerous applications across various fields, such as neuroscience [RBWvS99], physics [VBB+12], telecommunication [PW96], biomedical research [PGM+01], etc. Furthermore, it serves as the building block for estimating other information measures expressible in terms of entropy, such as mutual information and directed information, which are instrumental in machine learning applications such as learning graphical models [CL68, QKC13, JPZ+13, Bre15].

From a statistical standpoint, the problem of entropy estimation falls under the category of *functional estimation*, where we are not interested in directly estimating the high-dimensional parameter (the distribution  $P$ ) per se, but rather a function thereof (the entropy  $H(P)$ ). Estimating a scalar functional has been intensively studied in nonparametric statistics, e.g., estimate a scalar function of a regression function such as linear functional [Sto80, DL91], quadratic functional [CL05],  $L_q$  norm [LNS99], etc. To estimate a function, perhaps the most natural idea is the “plug-in” approach, namely, first estimate the parameter and then substitute into the function. This leads to the commonly used plug-in estimator, i.e., the empirical entropy,

$$\hat{H}_{\text{plug-in}} = H(\hat{P}), \quad (2)$$

where  $\hat{P} = (\hat{p}_1, \dots, \hat{p}_k)$  denotes the empirical distribution with  $\hat{p}_i = \frac{N_i}{n}$ . As frequently observed in functional estimation problems, the plug-in estimator can suffer from severe bias (see [Efr82, Ber80] and the references therein). Indeed, although  $\hat{H}_{\text{plug-in}}$  is asymptotically efficient and minimax (cf., e.g., [VdV00, Sections 8.7 and 8.9]), in the “fixed- $k$ -large- $n$ ” regime, it can be highly suboptimal in high dimensions, where, due to the large alphabet size and resource constraints, we are constantly contending with the difficulty of *undersampling* in applications such as

- corpus linguistics: about half of the words in Shakespearean canon only appeared once [ET76];
- network traffic analysis: many customers or website users are only seen a small number of times [BRCA09];
- analyzing neural spike trains: natural stimuli generate neural responses of high timing precision resulting in a massive space of meaningful responses [BWM97, MS95, dRvSLS+97].

Statistical inference on large alphabets with insufficient samples has a rich history in information theory, statistics and computer science, with early contributions dating back to Fisher [FCW43], Good and Turing [Goo53], Efron and Thisted [ET76] and recent renewed interests on compression, prediction, classification and estimation aspects for large-alphabet sources [OSZ04, BS09, KWTv13, WVK11, VV13]. However, none of the current results allow a general understanding of the fundamental limits of estimating information quantities of distributions on large alphabets. The particularly interesting case is when the sample size scales *sublinearly* with the alphabet size.

Our main result is the characterization of the minimax risk within universal constant factors:

**Theorem 1.** *If  $n \gtrsim \frac{k}{\log k}$ ,<sup>1</sup> then*

$$R^*(k, n) \asymp \left( \frac{k}{n \log k} \right)^2 + \frac{\log^2 k}{n}. \quad (3)$$

*If  $n \lesssim \frac{k}{\log k}$ , there exists no consistent estimators, i.e.,  $R^*(k, n) \gtrsim 1$ .*

To interpret the minimax rate (3), we note that the second term corresponds to the classical “parametric” term inversely proportional to  $\frac{1}{n}$ , which is governed by the variance and the central limit theorem (CLT). The first term corresponds to the squared bias, which is the main culprit in the regime of insufficient samples. Note that  $R^*(k, n) \asymp \left(\frac{k}{n \log k}\right)^2$  if and only if  $n \lesssim \frac{k^2}{\log^4 k}$ , where the bias dominates. As a consequence, the minimax rate in Theorem 1 implies that to estimate the entropy within  $\epsilon$  bits with probability, say 0.9, the minimal sample size is given by

$$n \asymp \frac{\log^2 k}{\epsilon^2} \vee \frac{k}{\epsilon \log k}. \quad (4)$$

Next we evaluate the performance of plug-in estimator in terms of its worst-case mean-square error

$$R_{\text{plug-in}}(k, n) \triangleq \sup_{P \in \mathcal{M}_k} \mathbb{E}_P[(\hat{H}_{\text{plug-in}}(N) - H(P))^2]. \quad (5)$$

Analogous to Theorem 1 which applies to the optimal estimator, the risk of the plug-in estimator admits a similar characterization (see Appendix D for the proof):

**Proposition 1.** *If  $n \gtrsim k$ , then*

$$R_{\text{plug-in}}(k, n) \asymp \left( \frac{k}{n} \right)^2 + \frac{\log^2 k}{n}. \quad (6)$$

*If  $n \lesssim k$ , then  $\hat{H}_{\text{plug-in}}$  is inconsistent, i.e.,  $R_{\text{plug-in}}(k, n) \gtrsim 1$ .*

Note that the first and second term in the risk (6) again corresponds to the squared bias and variance respectively. While it is known that the bias can be as large as  $\frac{k}{n}$  [Pan03], the variance of the plug-in estimator is at most a constant factor of  $\frac{\log^2 n}{n}$ , regardless of the alphabet size (see, e.g., [AK01, Remark (iv), p. 168]). This variance bound can in fact be improved to  $\frac{\log^2(k \wedge n)}{n}$  by a more careful application of Steele’s inequality [Jia14], and hence the mean-square error (MSE) is upper bounded by  $\left(\frac{k}{n}\right)^2 + \frac{\log^2(k \wedge n)}{n} \asymp \left(\frac{k}{n}\right)^2 + \frac{\log^2 k}{n}$ , which turns out to be the sharp characterization.

Comparing (3) and (6), we reach the following verdict on the plug-in estimator: Empirical entropy is rate-optimal, i.e., achieving a constant factor of the minimax risk, if and only if we are in the “data-rich” regime  $n = \Omega\left(\frac{k^2}{\log^2 k}\right)$ . In the “data-starved” regime of  $n = o\left(\frac{k^2}{\log^2 k}\right)$ , empirical entropy is strictly rate-suboptimal.

## 1.1 Previous results

Below we give a concise overview of the previous results on entropy estimation. There also exists a vast amount of literature on estimating (differential) entropy on continuous alphabets which is outside the scope of the present paper (see the survey [WKV09] and the references therein).

<sup>1</sup>For any sequences  $\{a_n\}$  and  $\{b_n\}$  of positive numbers, we write  $a_n \gtrsim b_n$  or  $b_n \lesssim a_n$  when  $a_n \geq cb_n$  for some absolute constant  $c$ . Finally, we write  $a_n \asymp b_n$  when both  $a_n \gtrsim b_n$  and  $a_n \lesssim b_n$  hold.

**Fixed alphabet** For fixed distribution  $P$  and  $n \rightarrow \infty$ , Antos and Kontoyiannis [AK01] showed that the plug-in estimator is always consistent and the asymptotic variance of the plug-in estimator is obtained in [Bas59]. However, the convergence rate of the bias can be arbitrarily slow on a possibly infinite alphabet. The asymptotic expansion of the bias is obtained in, e.g., [Mil55, Har75]:

$$\mathbb{E}[\hat{H}_{\text{plug-in}}(N)] = H(P) - \frac{S(P) - 1}{2n} + \frac{1}{12n^2} \left( 1 - \sum_{i=1}^k \frac{1}{p_i} \right) + O(n^{-3}), \quad (7)$$

where  $S(P) = \sum_i \mathbf{1}_{\{p_i > 0\}}$  denote the support size. This inspired various types of bias reduction to the plug-in estimator, such as the Miller-Madow estimator [Mil55]:

$$\hat{H}_{\text{MM}} = \hat{H}_{\text{plug-in}} + \frac{\hat{S} - 1}{2n} \quad (8)$$

where  $\hat{S}$  is the number of observed distinct symbols.

**Large alphabet** It is well-known that to estimate the distribution  $P$  itself, say, with total variation loss at most a small constant, we need at least  $\Theta(k)$  samples (see, e.g., [BFSS02]). However, to estimate the entropy  $H(P)$  which is a scalar function, it is unclear from first principles whether  $n = \Theta(k)$  is necessary. This intuition and the inadequacy of plug-in estimator have already been noted by Dobrushin [Dob58], who wrote:

*...This method (empirical entropy) is very laborious if  $m$ , the number of values of the random variable is large, since in this case most of the probabilities  $p_i$  are small and to determine each of them we need a large sample of length  $N$ , which leads to a lot of work. However, it is natural to expect that in principle the problem of calculating the single characteristic  $H$  of the distribution  $(p_1, \dots, p_m)$  is simpler than calculating the  $m$ -dimensional vector  $(p_1, \dots, p_m)$ , and that therefore one ought to seek a solution of the problem by a method which does not require reducing the first and simpler problem to the second and more complicated problem.*

Using non-constructive arguments, Paninski first proved that it is possible to consistently estimate the entropy using *sublinear* sample size, i.e., there exists  $n_k = o(k)$ , such that  $R^*(k, n_k) \rightarrow 0$  as  $k \rightarrow \infty$  [Pan04]. Valiant proved that no consistent estimator exists, i.e.,  $R^*(k, n_k) \gtrsim 1$  if  $n \lesssim \frac{k}{\exp(\sqrt{\log k})}$  [Val08]. The sharp scaling of the minimal sample size of consistent estimation is shown to be  $\frac{k}{\log k}$  in the breakthrough results of Valiant and Valiant [VV10, VV11a]. However, the optimal sample size as a function of alphabet size  $k$  and estimation error  $\epsilon$  has not been completely resolved. Indeed, an estimator based on linear programming is shown to achieve an additive error of  $\epsilon$  using  $\frac{k}{\epsilon^2 \log k}$  samples [VV13, Theorem 1], while  $\frac{k}{\epsilon \log k}$  samples are shown to be necessary [VV10, Corollary 10]. This gap is partially amended in [VV11b] by a different estimator, which requires  $\frac{k}{\epsilon \log k}$  samples but only valid when  $\epsilon > k^{-0.03}$ . Theorem 1 generalizes their result by characterizing the full minimax rate and the sharp sample complexity is given by (4).

We briefly discuss the difference between the lower bound strategy of [VV10] and ours. Since the entropy is a permutation-invariant functional of the distribution, a sufficient statistic for entropy estimation is the histogram of the histogram  $N$ :

$$h_i = \sum_{j=1}^k \mathbf{1}_{\{N_j = i\}}, \quad i \in [n], \quad (9)$$

also known as *histogram order statistics* [Pan03], *profile* [OSZ04], or *fingerprint* [VV10], which is the number of symbols that appear exactly  $i$  times in the sample. A canonical approach to obtain minimax lower bounds for functional estimation is Le Cam’s two-point argument [LC86, Chapter 2], i.e., finding two distributions which have very different entropy but induce almost the same distribution for the sufficient statistics, in this case, the histogram  $N_1^k$  or the fingerprints  $h_1^n$ , both of which have non-product distributions. A frequently used technique to reduce dependence is *Poisson sampling* (see Section 2), where we relax the fixed sample size to a Poisson random variable with mean  $n$ . This does not change the statistical nature of the problem due to the exponential concentration of the Poisson distribution near its mean. Under the Poisson sampling model, the sufficient statistics  $N_1, \dots, N_k$  are independent Poissons with mean  $np_i$ ; however, the entries of the fingerprint remain highly dependent. To contend with the difficulty of computing statistical distance between high-dimensional distributions with dependent entries, the major tool in [VV10] is a new CLT for approximating the fingerprint distribution by quantized Gaussian distribution, which are parameterized by the mean and covariance matrices and hence more tractable. This turns out to improve the lower bound in [Val08] obtained using Poisson approximation.

In contrast, in this paper we shall not deal with the fingerprint directly, but rather use the original sufficient statistics  $N_1^k$  due to their independence endowed by the Poissonized sampling. Our lower bound relies on choosing two random distributions (priors) with almost i.i.d. entries which effectively reduces the problem to one dimension, thus circumventing the hurdle of dealing with high-dimensional non-product distributions. The main intuition is that a random vector with i.i.d. entries drawn from a positive unit-mean distribution is not exactly but *sufficiently close* to a probability vector due to the law of large numbers, so that effectively it can be used as a prior in the minimax lower bound.

While the focus of the present paper is estimating the entropy under the additive error criterion, approximating the entropy multiplicatively has been considered in [BDKR05]. It is clear that in general approximating the entropy within a constant factor is impossible with any finite sample size (consider Bernoulli distributions with parameter 1 and  $1 - 2^{-n}$ , which are not distinguishable with  $n$  samples); nevertheless, when the entropy is large enough, i.e.,  $H(P) \gtrsim \gamma/\eta$ , it is possible to approximate the entropy within a multiplicative factor of  $\gamma$  using  $n \lesssim k^{(1+\eta)/\gamma^2} \log k$  number of samples ([BDKR05, Theorem 2]).

## 1.2 Best polynomial approximation

The proof of both the upper and the lower bound in Theorem 1 relies on the apparatus of *best polynomial approximation*. Our inspiration comes from previous work on functional estimation in Gaussian mean models [LNS99, CL11]. Nemirovski (credited in [INK87]) pioneered the use of polynomial approximation in functional estimation and showed that unbiased estimators for the truncated Taylor series of the smooth functionals is asymptotically efficient. This strategy is generalized to non-smooth functionals in [LNS99] using best polynomial approximation and in [CL11] for estimating the  $\ell_1$ -norm in Gaussian mean model.

On the constructive side, the main idea is to trade bias with variance. Under the i.i.d. sampling model, it is easy to show (see, e.g., [Pan03, Proposition 8]) that to estimate a functional  $f(P)$  using  $n$  samples, an unbiased estimator exists if and only if  $f(P)$  is a polynomial in  $P$  of degree at most  $n$ . Similarly, under Poisson sample model,  $f(P)$  admits an unbiased estimator if and only if  $f$  is real analytic. Consequently, there exists no unbiased entropy estimator with or without Poissonized sampling. Therefore, a natural idea is to approximate the entropy functional by polynomials which enjoy unbiased estimation, and reduce the bias to at most the uniform approximation error. The choice of the degree aims to strike a good bias-variance balance. In fact, the use of polynomial

approximation in entropy estimation is not new. In [VBB<sup>+</sup>12], the authors considered a truncated Taylor expansion of  $\log x$  at  $x = 1$  which admits an unbiased estimator, and proposed to estimate the remainder term using Bayesian techniques; however, no risk bound is given for this scheme. Paninski also studied how to use approximation by Bernstein polynomials to reduce the bias of the plug-in estimators [Pan03], which forms the basis for proving the existence of consistent estimators with sublinear sample complexity in [Pan04].

Shortly before we posted this paper to arXiv, we learned that Jiao et al. [JVHW15] independently used the idea of best polynomial approximation in the upper bound of estimating Shannon entropy and power sums with a slightly different estimator which also achieves the minimax rate. For more recent results on estimating Shannon entropy, support size, Rényi entropy and other distributional functionals on large alphabets, see [JVHW14, AOST15, WY15a, HJW15b, HJW15a]. In particular, [HJW15a] sharpened Theorem 1 by giving a constant-factor characterization of the minimax risk in the regime of  $n \lesssim \frac{k}{\log k}$  using similar techniques developed in this paper.

While the use of best polynomial approximation on the constructive side is admittedly natural, the fact that it also arises in the optimal lower bound is perhaps surprising. As carried out in [LNS99, CL11], the strategy is to choose two priors with matching moments up to a certain degree, which ensures the impossibility to test. The minimax lower bound is then given by the maximal separation in the expected functional values subject to the moment matching condition. This problem is the *dual* of best polynomial approximation in the optimization sense (see Appendix E for a self-contained account). For entropy estimation, this approach yields the optimal minimax lower bound, although the argument is considerably more involved due to the extra constraint imposed by probability vectors.

**Notations** Throughout the paper all logarithms are with respect to the natural base and the entropy is measured in nats. Let  $\text{Poi}(\lambda)$  denote the Poisson distribution with mean  $\lambda$  whose probability mass function is  $\text{poi}(\lambda, j) \triangleq \frac{\lambda^j e^{-\lambda}}{j!}, j \in \mathbb{Z}_+$ . Given a distribution  $P$ , its  $n$ -fold product is denoted by  $P^{\otimes n}$ . For a parametrized family of distributions  $\{P_\theta\}$  and a prior  $\pi$ , the mixture is denoted by  $\mathbb{E}_\pi [P_\theta] = \int P_\theta \pi(d\theta)$ . In particular,  $\mathbb{E}[\text{Poi}(U)]$  denotes the Poisson mixture with respect to the distribution of a positive random variable  $U$ . The total variation and Kullback-Leibler (KL) divergence between probability measures  $P$  and  $Q$  are respectively given by  $\text{TV}(P, Q) = \frac{1}{2} \int |dP - dQ|$  and  $D(P||Q) = \int dP \log \frac{dP}{dQ}$ . Let  $\text{Bern}(p)$  denote the Bernoulli distribution with mean  $p$ .

## 2 Poisson sampling

The multinomial distribution of the sufficient statistic  $N = (N_1, \dots, N_k)$  is difficult to analyze because of the dependency. A commonly used technique is the so-called *Poisson sampling*, where we relax the sample size  $n$  from being deterministic to a Poisson random variable  $n'$  with mean  $n$ . Under this model, we first draw the sample size  $n' \sim \text{Poi}(n)$ , then draw  $n'$  i.i.d. samples from the distribution  $P$ . The main benefit is that now the sufficient statistics  $N_i \stackrel{\text{ind}}{\sim} \text{Poi}(np_i)$  are independent, which significantly simplifies the analysis.

Analogous to the minimax risk (1), we define its counterpart under the Poisson sampling model:

$$\tilde{R}^*(k, n) \triangleq \inf_{\hat{H}} \sup_{P \in \mathcal{M}_k} \mathbb{E}(\hat{H}(N) - H(P))^2, \quad (10)$$

where  $N_i \stackrel{\text{ind}}{\sim} \text{Poi}(np_i)$  for  $i = 1, \dots, k$ . In view of the exponential tail of Poisson distributions, the Poissonized sample size is concentrated near its mean  $n$  with high probability, which guarantees

that the minimax risk under Poisson sampling is provably close to that with fixed sample size. Indeed, the inequality

$$\tilde{R}^*(k, 2n) - \exp(-n/4) \log^2 k \leq R^*(k, n) \leq 2\tilde{R}^*(k, n/2) \quad (11)$$

allows us to focus on the risk of the Poisson model (see Appendix A for a proof).

### 3 Minimax lower bound

In this section we give converse results for entropy estimation and prove the lower bound part of Theorem 1. It suffices to show that the minimax risk is lower bounded by the two terms in (3) separately. This follows from combining Propositions 2 and 3 below.

**Proposition 2.** *For all  $k, n \in \mathbb{N}$ ,*

$$R^*(k, n) \gtrsim \frac{\log^2 k}{n}. \quad (12)$$

**Proposition 3.** *For all  $k, n \in \mathbb{N}$ ,*

$$R^*(k, n) \gtrsim \left( \frac{k}{n \log k} \right)^2 \vee 1. \quad (13)$$

Proposition 2, proved in Appendix B.1, follows from a simple application of Le Cam’s *two-point method*: If two input distributions  $P$  and  $Q$  are sufficiently close such that it is impossible to reliably distinguish between them using  $n$  samples with error probability less than, say,  $\frac{1}{2}$ , then any estimator suffers a quadratic risk proportional to the separation of the functional values  $|H(P) - H(Q)|^2$ .

The remainder of this section is devoted to outlining the broad strokes for proving Proposition 3. The proofs as well as the intermediate results are elaborated in Appendix B. Since it can be shown that the best lower bound provided by the two-point method is  $\frac{\log^2 k}{n}$  (see Remark 4), proving (13) requires more powerful techniques. To this end, we use a generalized version of Le Cam’s method involving two *composite* hypotheses (also known as fuzzy hypothesis testing in [Tsy09]):

$$H_0 : H(P) \leq t \quad \text{versus} \quad H_1 : H(P) \geq t + d, \quad (14)$$

which is more general than the two-point argument using only simple hypothesis testing. Similarly, if we can establish that no test can distinguish (14) reliably, then we obtain a lower bound for the quadratic risk on the order of  $d^2$ . By the minimax theorem, the optimal probability of error for the composite hypotheses test is given by the Bayesian version with respect to the least favorable priors. For (14) we need to choose a pair of priors, which, in this case, are distributions on the probability simplex  $\mathcal{M}_k$ , to ensure that the entropy values are separated.

#### 3.1 Construction of the priors

The main idea for constructing the priors is as follows: First of all, the symmetry of the entropy functional implies that the least favorable prior must be permutation-invariant. This inspires us to use the following *i.i.d. construction*. For conciseness, we focus on the case of  $n \asymp \frac{k}{\log k}$  for now and



our goal is to obtain an  $\Omega(1)$  lower bound. Let  $U$  be a  $\mathbb{R}_+$ -valued random variable with unit mean. Consider the random vector

$$\mathbf{P} = \frac{1}{k}(U_1, \dots, U_k),$$

consisting of i.i.d. copies of  $U$ . Note that  $\mathbf{P}$  itself is *not* a probability distribution; however, the key observation is that, since  $\mathbb{E}[U] = 1$ , as long as the variance of  $U$  is not too large, the weak law of large numbers ensures that  $\mathbf{P}$  is *approximately* a probability vector. Using a conditioning arguments we can show that the distribution of  $\mathbf{P}$  can effectively serve as a prior. To gain more intuitions, note that, for example, a deterministic  $U = 1$  generates a uniform distribution over  $[k]$ , while a binary  $U \sim \frac{1}{2}(\delta_0 + \delta_2)$  generates a uniform distribution over roughly half the alphabet with the support set uniformly chosen at random. From this viewpoint, the CDF of the random variable  $\frac{U}{k}$  plays the role of the *histogram of the distribution*  $\mathbf{P}$ , which is the central object in the Valiant-Valiant lower bound construction (see [VV10, Definition 3]).

Next we outline the main ingredients in implementing Le Cam's method:

1. *Functional value separation*: Define  $\phi(x) \triangleq x \log \frac{1}{x}$ . Note that

$$H(\mathbf{P}) = \sum_{i=1}^k \phi\left(\frac{U_i}{k}\right) = \frac{1}{k} \sum_{i=1}^k \phi(U_i) + \frac{\log k}{k} \sum_{i=1}^k U_i,$$

which concentrates near its mean  $\mathbb{E}[H(\mathbf{P})] = \mathbb{E}[\phi(U)] + \mathbb{E}[U] \log k$  by law of large numbers. Therefore, given another random variable  $U'$  with unit mean, we can obtain  $\mathbf{P}'$  similarly using i.i.d. copies of  $U'$ . Then with high probability,  $H(\mathbf{P})$  and  $H(\mathbf{P}')$  are separated by the difference of their mean values, namely,

$$\mathbb{E}[H(\mathbf{P})] - \mathbb{E}[H(\mathbf{P}')] = \mathbb{E}[\phi(U)] - \mathbb{E}[\phi(U')],$$

which we aim to maximize.

2. *Indistinguishably*: Note that given  $P$ , the sufficient statistics satisfy  $N_i \stackrel{\text{ind}}{\sim} \text{Poi}(np_i)$ . Therefore, if  $P$  is drawn from the distribution of  $\mathbf{P}$ , then  $N = (N_1, \dots, N_k)$  are i.i.d. distributed according the *Poisson mixture*  $\mathbb{E}[\text{Poi}(\frac{n}{k}U)]$ . Similarly, if  $P$  is drawn from the prior of  $\mathbf{P}'$ , then  $N$  is distributed according to  $(\mathbb{E}[\text{Poi}(\frac{n}{k}U')])^{\otimes k}$ . To establish the impossibility of testing, we need the total variation distance between the two  $k$ -fold product distributions to be strictly bounded away from one, for which a sufficient condition is

$$\text{TV}(\mathbb{E}[\text{Poi}(nU/k)], \mathbb{E}[\text{Poi}(nU'/k)]) \leq c/k \tag{15}$$

for some  $c < 1$ .

To conclude, we see that the i.i.d. construction fully exploits the independence blessed by the Poisson sampling, thereby reducing the problem to *one dimension*. This allows us to sidestep the difficulty encountered in [VV10] when dealing with fingerprints which are high-dimensional random vectors with dependent entries.

What remains is the following scalar problem: choose  $U, U'$  to maximize  $|\mathbb{E}[\phi(U)] - \mathbb{E}[\phi(U')]|$  subject to the constraint (15). A commonly used proxy for bounding the total variation distance is *moment matching*, i.e.,  $\mathbb{E}[U^j] = \mathbb{E}[U'^j]$  for all  $j = 1, \dots, L$ . Together with  $L_\infty$ -norm constraints, a sufficient large degree  $L$  ensures the total variation bound (15). Combining the above steps, our



lower bound is proportional to the value of the following convex optimization problem (in fact, infinite-dimensional linear programming over probability measures):

$$\begin{aligned}
\mathcal{F}_L(\lambda) &\triangleq \sup \mathbb{E} [\phi(U)] - \mathbb{E} [\phi(U')] \\
&\text{s.t. } \mathbb{E} [U] = \mathbb{E} [U'] = 1 \\
&\quad \mathbb{E} [U^j] = \mathbb{E} [U'^j], \quad j = 1, \dots, L, \\
&\quad U, U' \in [0, \lambda]
\end{aligned} \tag{16}$$

for some appropriately chosen  $L \in \mathbb{N}$  and  $\lambda > 1$  depending on  $n$  and  $k$ .

Finally, we connect the optimization problem (16) to the machinery of *best polynomial approximation*: Denote by  $\mathcal{P}_L$  the set of polynomials of degree  $L$  and

$$E_L(f, I) \triangleq \inf_{p \in \mathcal{P}_L} \sup_{x \in I} |f(x) - p(x)|, \tag{17}$$

which is the best uniform approximation error of a function  $f$  over a finite interval  $I$  by polynomials of degree  $L$ . We prove that

$$\mathcal{F}_L(\lambda) \geq 2E_L(\log, [1/\lambda, 1]). \tag{18}$$

Due to the singularity of the logarithm at zero, the approximation error can be made bounded away from zero if  $\lambda$  grows *quadratically* with the degree  $L$  (see Appendix F). Choosing  $L \asymp \log k$  and  $\lambda \asymp \log^2 k$  leads to the impossibility of consistent estimation for  $n \asymp \frac{k}{\log k}$ . For  $n \gg \frac{k}{\log k}$ , the lower bound for the quadratic risk follows from relaxing the unit-mean constraint in (16) to  $\mathbb{E} [U] = \mathbb{E} [U'] \leq 1$  and a simple scaling argument. We refer to the proofs in Appendix B for details. Analogous construction of priors and proof techniques have subsequently been used in [JVHW15] to obtain sharp minimax lower bound for estimating the power sum in which case the  $\log p$  function is replaced by  $p^\alpha$ .

## 4 Optimal estimator via best polynomial approximation

As observed in various previous results as well as suggested by the minimax lower bound in Section 3, the major difficulty of entropy estimation lies in the bias due to insufficient samples. Recall that the entropy is given by  $H(P) = \sum \phi(p_i)$ , where  $\phi(x) = x \log \frac{1}{x}$ . It is easy to see that the expectation of any estimator  $T : [k]^n \rightarrow \mathbb{R}_+$  is a polynomial of the underlying distribution  $P$  and, consequently, no unbiased estimator for the entropy exists (see, e.g., [Pan03, Proposition 8]). This observation inspired us to approximate  $\phi$  by a polynomial of degree  $L$ , say  $g_L$ , for which we pay a price in bias as the approximation error but yield the benefit of zero bias. While the approximation error clearly decreases with the degree  $L$ , it is not unexpected that the variance of the unbiased estimator for  $g_L(p_i)$  increases with  $L$  as well as the corresponding mass  $p_i$ . Therefore we only apply the polynomial approximation scheme to small  $p_i$  and directly use the plug-in estimator for large  $p_i$ , since the signal-to-noise ratio is sufficiently large.

Next we describe the estimator in detail. In view of the relationship (11) between the risks with fixed and Poisson sample size, we shall assume the Poisson sampling model to simplify the analysis, where we first draw  $n' \sim \text{Poi}(2n)$  and then draw  $n'$  i.i.d. samples  $X = (X_1, \dots, X_{n'})$  from  $P$ . We split the samples equally and use the first half for selecting to use either the polynomial estimator or the plug-in estimator and the second half for estimation. Specifically, for each sample  $X_i$  we draw an independent fair coin  $B_i \stackrel{\text{i.i.d.}}{\sim} \text{Bern}(\frac{1}{2})$ . We split the samples  $X$  according to the value of

$B$  into two sets and count the samples in each set separately. That is, we define  $N = (N_1, \dots, N_k)$  and  $N' = (N'_1, \dots, N'_k)$  by

$$N_i = \sum_{j=1}^{n'} \mathbf{1}_{\{X_j=i\}} \mathbf{1}_{\{B_j=0\}}, \quad N'_i = \sum_{j=1}^{n'} \mathbf{1}_{\{X_j=i\}} \mathbf{1}_{\{B_j=1\}}.$$

Then  $N$  and  $N'$  are independent, where  $N_i, N'_i \stackrel{\text{i.i.d.}}{\sim} \text{Poi}(np_i)$ .

Let  $c_0, c_1, c_2 > 0$  be constants to be specified. Let  $L = \lfloor c_0 \log k \rfloor$ . Denote the best polynomial of degree  $L$  to uniformly approximate  $x \log \frac{1}{x}$  on  $[0, 1]$  by

$$p_L(x) = \sum_{m=0}^L a_m x^m. \quad (19)$$

Through a change of variables, we see that the best polynomial of degree  $L$  to approximate  $x \log \frac{1}{x}$  on  $[0, \frac{c_1 \log k}{n}]$  is

$$P_L(x) \triangleq \sum_{m=0}^L \frac{a_m n^{m-1}}{(c_1 \log k)^{m-1}} x^m + \left( \log \frac{n}{c_1 \log k} \right) x.$$

Define the factorial moment by  $(x)_m \triangleq \frac{x!}{(x-m)!}$ , which gives an unbiased estimator for the monomials of the Poisson mean:  $\mathbb{E}[(X)_m] = \lambda^m$  where  $X \sim \text{Poi}(\lambda)$ . Consequently, the following polynomial of degree  $L$

$$g_L(N_i) \triangleq \frac{1}{n} \left( \sum_{m=0}^L \frac{a_m}{(c_1 \log k)^{m-1}} (N_i)_m + \left( \log \frac{n}{c_1 \log k} \right) N_i \right) \quad (20)$$

is an unbiased estimator for  $P_L(p_i)$ .

Define a preliminary estimator of entropy  $H(P) = \sum_{i=1}^k \phi(p_i)$  by

$$\tilde{H} \triangleq \sum_{i=1}^k \left( g_L(N_i) \mathbf{1}_{\{N'_i \leq c_2 \log k\}} + \left( \phi\left(\frac{N_i}{n}\right) + \frac{1}{2n} \right) \mathbf{1}_{\{N'_i > c_2 \log k\}} \right), \quad (21)$$

where we apply the estimator from polynomial approximation if  $N'_i \leq c_2 \log k$  or the bias-corrected plug-in estimator otherwise (c.f. the asymptotic expansion (7) of the bias under the original sampling model). In view of the fact that  $0 \leq H(P) \leq \log k$  for any distribution  $P$  with alphabet size  $k$ , we define our final estimator by:

$$\hat{H} = (\tilde{H} \vee 0) \wedge \log k,$$

Since (21) can be expressed in terms of a linear combination of the fingerprints (9) of the second sample and the coefficients can be pre-computed using fast best polynomial approximation algorithms (e.g., the Remez algorithm), it is clear that the estimator  $\hat{H}$  can be computed in linear time in  $n$ .

The next result, proved in Appendix C gives an upper bound on the above estimator under the Poisson sampling model, which, in view of the right inequality in (11) and Proposition 1, implies the upper bound on the minimax risk  $R^*(n, k)$  in Theorem 1.

**Proposition 4.** *Assume that  $\log n \leq C \log k$  for some constant  $C > 0$ . Then there exists  $c_0, c_1, c_2$  depending on  $C$  only, such that*

$$\sup_{P \in \mathcal{M}_k} \mathbb{E}[(H(P) - \hat{H}(N))^2] \lesssim \left( \frac{k}{n \log k} \right)^2 + \frac{\log^2 k}{n},$$

where  $N = (N_1, \dots, N_k) \stackrel{\text{ind}}{\sim} \text{Poi}(np_i)$ .

**Remark 1.** The benefit of sample splitting is that we can first condition on the realization of  $N'$  and treat the indicators in (21) as deterministic, which has also been used in the entropy estimator in [JVHW15]. Although not ideal operationally or aesthetically, this is a frequently-used idea in statistics and learning to simplify the analysis (also known as sample cloning in the Gaussian model [Nem03, CL11]) at the price of losing half of the sample thereby inflating the risk by a constant factor. It remains to be shown whether the optimality result in Proposition 4 continues to hold if we can use the same sample in (21) for both selection and estimation.

Note that the estimator (21) is *linear* in the fingerprint of the second half of the sample. We also note that for estimating other distribution functionals, e.g., support size [WY15a], it is possible to circumvent sample splitting by directly using a linear estimator obtained from best polynomial approximation. Similar ideas can be used to construct entropy estimators which are linear in the fingerprints and minimax rate-optimal [Yan16].

**Remark 2.** The estimator (21) uses the polynomial approximation of  $x \mapsto x \log \frac{1}{x}$  for those masses below  $\frac{\log k}{n}$  and the bias-corrected plug-in estimator otherwise. In view of the fact that the lower bound in Proposition 3 is based on a pair of randomized distributions whose masses are below  $\frac{\log k}{n}$  (except for possibly a fixed large mass at the last element), this suggests that the main difficulty of entropy estimation lies in those probabilities in the interval  $[0, \frac{\log k}{n}]$ , which are individually small but collectively contribute significantly to the entropy. See Remark 6 and the proof of Proposition 3 for details.

**Remark 3.** The estimator in (21) depends on the alphabet size  $k$  only through its logarithm; therefore the dependence on the alphabet size is rather insensitive. In many applications such as neuroscience the discrete data are obtained from quantizing an analog source and  $k$  is naturally determined by the quantization level [dRvSLS<sup>+</sup>97]. Nevertheless, it is also desirable to obtain an optimal estimator that is adaptive to  $k$ . To this end, we can replace all  $\log k$  by  $\log n$  and define the final estimator by  $\tilde{H} \vee 0$ . Moreover, we need to set  $g_L(0) = 0$  since the number of unseen symbols is unknown. Following [JVHW15], we can simply let the constant term  $a_0$  of the approximating polynomial (19) to zero and obtained the corresponding unbiased estimator (20) through factorial moments, which satisfies  $g_L(0) = 0$  by construction.<sup>2</sup> The bias upper bound becomes  $\sum_i (P_L(p_i) - \phi(p_i) - P_L(0))$  which is at most twice of original upper bound since  $P_L(0) \leq \|P_L - \phi\|_\infty$ . The minimax rate in Proposition 4 continues to hold in the regime of  $\frac{k}{\log k} \lesssim n \lesssim \frac{k^2}{\log^2 k}$ , where the plug-in estimator fails to attain the minimax rate. In fact,  $P_L(0)$  is always strictly positive and coincides with the uniform approximation error (see Appendix G for a short proof). Therefore removing the constant term leads to  $g_L(N_i)$  which is always underbiased as shown in Fig. 1. A better choice for adaptive estimation is to find the best polynomial satisfying  $p_L(0) = 0$  that uniformly approximates  $\phi$ .

## 5 Numerical experiments

In this section we compare the performance of our estimator described in Section 4 to other estimators using synthetic data.<sup>3</sup> Note that the coefficients of best polynomial to approximate  $\phi$  on  $[0, 1]$

<sup>2</sup>Alternatively, we can directly set  $g_L(0) = 0$  and use the original  $g_L(j)$  in (20) when  $j \geq 1$ . Then the bias becomes  $\sum_i (P_L(p_i) - \phi(p_i) - \mathbb{P}[N_i = 0] P_L(0))$ . In sublinear regime that  $n = o(k)$ , we have  $\sum_i \mathbb{P}[N_i = 0] = \Theta(k)$  therefore this modified estimator also achieves the minimax rate.

<sup>3</sup>The C++ implementation of our estimator is available at <https://github.com/Albuso0/entropy>.

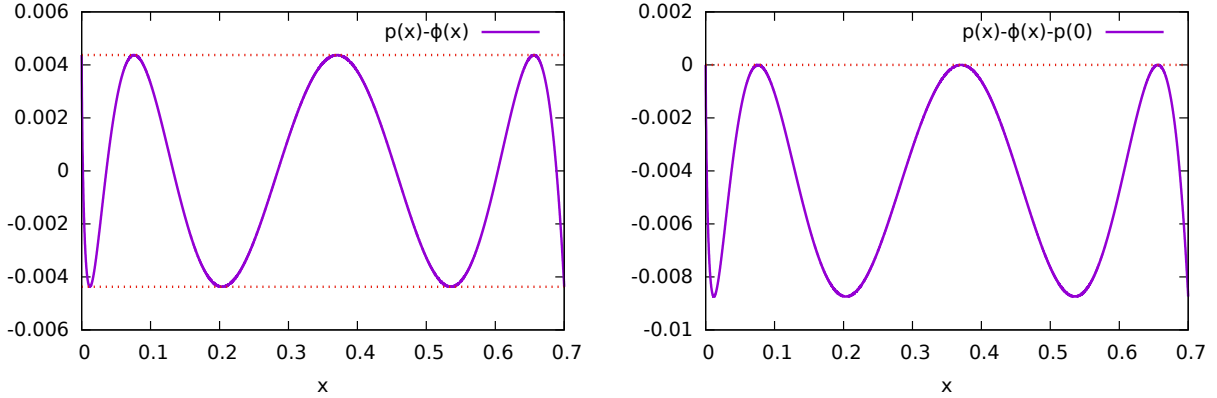


Figure 1: Bias of the degree-6 polynomial estimator with and without the constant term.

are independent of data so they can be pre-computed and tabulated to facilitate the computation in our estimation. It is very efficient to apply Remez algorithm to obtain those coefficients which provably has linear convergence for all continuous functions (see, e.g., [PP11, Theorem 1.10]). Considering that the choice of the polynomial degree is logarithmic in the alphabet size, we pre-compute the coefficients up to degree 400 which suffices for practically all purposes. In the implementation of our estimator we replace  $N'_i$  by  $N_i$  in (21) without conducting sample splitting. Though in the proof of theorems we are conservative about the constant parameters  $c_0, c_1, c_2$ , in experiments we observe that the performance of our estimator is in fact not sensitive to their value within the reasonable range. In the subsequent experiments the parameters are fixed to be  $c_0 = c_2 = 1.6, c_1 = 3.5$ .

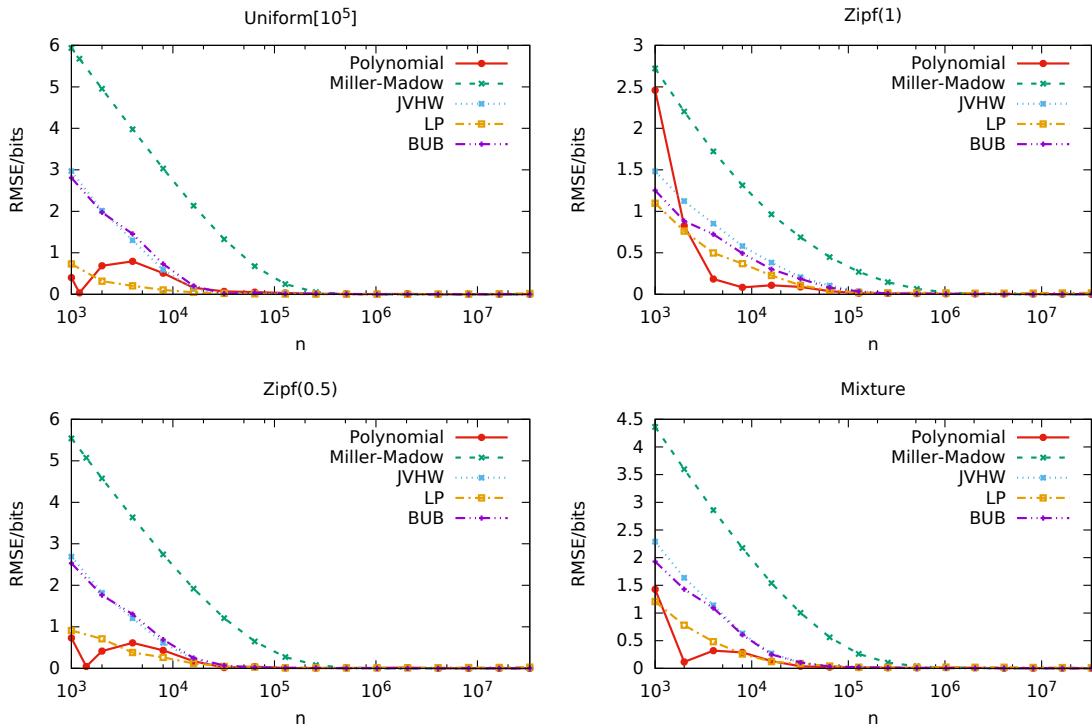


Figure 2: Performance comparison with sample size  $n$  ranging from  $10^3$  to  $3 \times 10^7$ .

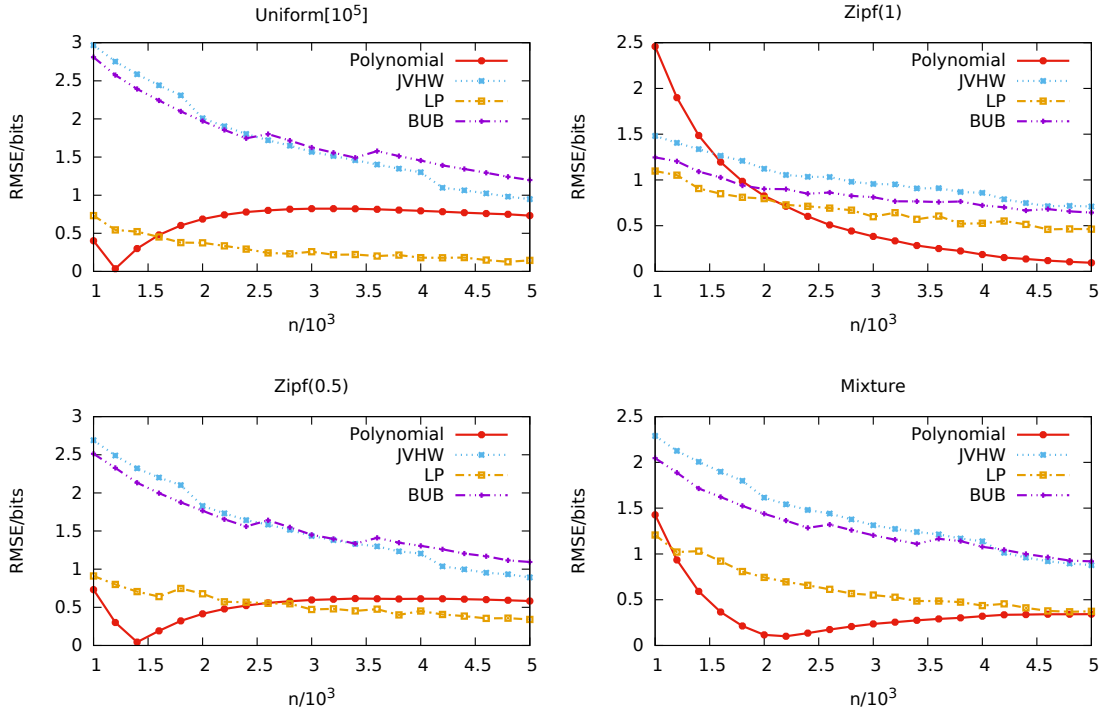


Figure 3: Performance comparison when sample size  $n$  ranges from 1000 to 5000.

We generate data from four types of distributions over an alphabet of  $k = 10^5$  elements, namely, the uniform distribution with  $p_i = \frac{1}{k}$ , Zipf distributions with  $p_i \propto i^{-\alpha}$  and  $\alpha$  being either 1 or 0.5, and an “even mixture” of geometric distribution and Zipf distribution where for the first half of the alphabet  $p_i \propto 1/i$  and for the second half  $p_{i+k/2} \propto (1 - \frac{2}{k})^{i-1}$ ,  $1 \leq i \leq \frac{k}{2}$ . Using parameters mentioned above, the approximating polynomial has degree 18, the parameter determining the approximation interval is  $c_1 \log k = 40$ , and the threshold to decide which estimator to use in (21) is 18, namely, we apply the polynomial estimator  $g_L$  if a symbol appeared at most 18 times and the bias-corrected plug-in estimator otherwise. After obtaining the preliminary estimate  $\tilde{H}$  in (21), our final output is  $\tilde{H} \vee 0$ .<sup>4</sup> Since the plug-in estimator suffers from severe bias when samples are scarce, we forgo the comparison with it to save space in the figures and instead compare with its bias-corrected version, i.e., the Miller-Madow estimator (8). We also compare the performance with the linear programming estimator in [VV13], the best upper bound (BUB) estimator [Pan03], and the estimator based on similar polynomial approximation techniques<sup>5</sup> proposed by [JVHW15] using their implementations with default parameters. Our estimator is implemented in C++ which is much faster than those from [VV13, JVHW15, Pan03] implemented in MATLAB so the running time comparison is ignored. We notice that the linear programming in [VV13] is much slower than the polynomial estimator in [JVHW15], especially when the sample size becomes larger.

We compute the root mean squared error (RMSE) for each estimator over 50 trials. The full performance comparison is shown in Fig. 2 where the sample size ranges from one percent to 300 folds of the alphabet size. In Fig. 3 we further zoom into the more interesting regime of fewer

<sup>4</sup>We can, as in Proposition 4, output  $(\tilde{H} \vee 0) \wedge \log k$ , which yields a better performance. We elect not to do so for a stricter comparison.

<sup>5</sup>The estimator in [JVHW15] uses a smooth cutoff function in lieu of the indicator function in (21); this seems to improve neither the theoretical error bound nor the empirical performance.

samples with the sample size ranging from one to five percent of the alphabet size. In this regime our estimator as well as those from [VV13, JVHW15, Pan03] outperform the classical Miller-Madow estimator significantly; furthermore, our estimator performs better than those in [JVHW15, Pan03] in most cases tested and comparably with that in [VV13]. When the samples are abundant all estimators achieve very small error; however, it has been empirically observed in [JVHW15] that the performance of linear programming starts to deteriorate when the sample size is very large, which is also observed in our experiments (see [Yan16]). The specific figures of that regime are ignored since the absolute errors are very small and the even the plug-in estimator without bias correction is accurate. By (21), for large sample size our estimator tends to the Miller-Madow estimator when every symbol is observed many times.

## A A risk bound for the Poisson Sampling model

Here we prove the inequality (11) relating the minimax risk of the entropy estimation under the usual i.i.d. sampling model (1) to that under the Poisson sampling model (10). To this end, it is convenient to express the estimator as a function of the original samples instead of the sufficient statistic (histogram). Let  $n' \sim \text{Poi}(n)$  and  $\{X_1, \dots\}$  be an i.i.d. sequence drawn from  $P$  independently of  $n'$ . Then

$$\begin{aligned} R^*(k, n) &= \inf_{\hat{H}_n} \sup_{P \in \mathcal{M}_k} \mathbb{E}[(\hat{H}_n(X_1, \dots, X_n) - H(P))^2] \\ \tilde{R}^*(k, n) &= \inf_{\{\hat{H}_m\}} \sup_{P \in \mathcal{M}_k} \mathbb{E}[(\hat{H}_{n'}(X_1, \dots, X_{n'}) - H(P))^2] \end{aligned}$$

where  $\hat{H}_m : [k]^m \rightarrow \mathbb{R}_+$ . Recall that  $0 \leq R^*(k, m) \leq \log^2 k$  and  $m \mapsto R^*(k, m)$  is decreasing. Therefore

$$\tilde{R}^*(k, 2n) \leq \sum_{m>n} R^*(k, m) \text{poi}(2n, m) + \sum_{0 \leq m \leq n} R^*(k, m) \text{poi}(2n, m) \leq R^*(k, n) + \mathbb{P}[\text{Poi}(2n) \leq n] \log^2 k.$$

Then Chernoff bound (see, e.g., [MU05, Theorem 5.4]) yields  $\mathbb{P}[\text{Poi}(2n) \leq n] \leq \exp(-(1 - \log 2)n)$ , which implies the left inequality of (11).

The right inequality of (11) is slightly more involved. First, by the minimax theorem (cf. e.g. [Str85, Theorem 46.5]),

$$R^*(k, n) = \sup_{\pi} \inf_{\hat{H}_n} \mathbb{E}[(\hat{H}_n(X_1, \dots, X_n) - H(P))^2] \quad (22)$$

where  $\pi$  ranges over all probability distributions (priors) on the simplex  $\mathcal{M}_k$  and the expectation is over  $P \sim \pi$  and  $X_1, \dots \stackrel{\text{i.i.d.}}{\sim} P$  conditioned on  $P$ .

Fix a prior  $\pi$  and an arbitrary sequence of estimators  $\{\hat{H}_m\}$  indexed by the sample size  $m$ . It is a priori unclear whether the sequence of Bayes risks  $\alpha_m \triangleq \mathbb{E}[(\hat{H}_m(X_1, \dots, X_m) - H(P))^2]$  need be decreasing in  $m$ . Nevertheless, we can define another sequence of estimators  $\{\tilde{H}_m\}$  which enjoy the desired monotonicity. Define  $\{\tilde{\alpha}_m\}$  by  $\tilde{\alpha}_0 = \alpha_0$  and  $\tilde{\alpha}_m \triangleq \min_{i \in [m]} \alpha_i = \tilde{\alpha}_{m-1} \wedge \alpha_m$ . Iteratively define

$$\tilde{H}_m(x_1, \dots, x_m) \triangleq \begin{cases} \tilde{H}_{m-1}(x_1, \dots, x_{m-1}) & \alpha_m \geq \tilde{\alpha}_{m-1} \\ H_m(x_1, \dots, x_m) & \alpha_m < \tilde{\alpha}_{m-1} \end{cases}, \quad x_1, \dots, x_m \in [k],$$

whose Bayes risk is no worse than that of  $\hat{H}_m$ . Then for  $n' \sim \text{Poi}(n/2)$  and  $P \sim \pi$ ,

$$\begin{aligned}
& \mathbb{E}[(\hat{H}_{n'}(X_1, \dots, X_{n'}) - H(P))^2] \\
= & \sum_{m \geq 0} \mathbb{E}[(\hat{H}_m(X_1, \dots, X_{n'}) - H(P))^2] \text{poi}(n/2, m) \geq \sum_{m \geq 0} \mathbb{E}[(\tilde{H}_m(X_1, \dots, X_m) - H(P))^2] \text{poi}(n/2, m) \\
\geq & \sum_{m \geq 0}^n \mathbb{E}[(\tilde{H}_m(X_1, \dots, X_m) - H(P))^2] \text{poi}(n/2, m) \geq \frac{1}{2} \mathbb{E}[(\tilde{H}_n(X_1, \dots, X_n) - H(P))^2] \\
\geq & \frac{1}{2} \inf_{\tilde{H}_n} \mathbb{E}[(\tilde{H}_n(X_1, \dots, X_n) - H(P))^2],
\end{aligned}$$

where we have used Markov's inequality to conclude  $\mathbb{P}[\text{Poi}(n/2) \geq n] \leq \frac{1}{2}$ . Infimizing the left-hand side over  $\{\hat{H}_m\}$ , we have

$$\inf_{\{\hat{H}_m\}} \mathbb{E}[(\hat{H}_{n'}(X_1, \dots, X_{n'}) - H(P))^2] \geq \frac{1}{2} \inf_{\tilde{H}_n} \mathbb{E}[(\tilde{H}_n(X_1, \dots, X_n) - H(P))^2]. \quad (23)$$

In view of (22), supremizing both sides of (23) over  $\pi$  and using the Bayes risk as a lower bound for the minimax risk, we conclude that

$$\tilde{R}^*(k, n/2) \geq R^*(k, n)/2.$$

## B Proof of the lower bound

We present the proof of the minimax lower bound in Section B.1 and Section B.2; proofs of all auxiliary lemmas are given in Section B.3.

### B.1 Proof of Proposition 2

*Proof.* For any pair of distributions  $P$  and  $Q$ , Le Cam's two-point method (see, e.g., [Tsy09, Section 2.4.2]) yields

$$R^*(k, n) \geq \frac{1}{4} (H(P) - H(Q))^2 \exp(-nD(P\|Q)). \quad (24)$$

Therefore it boils down to solving the optimization problem:

$$\sup\{H(P) - H(Q) : D(P\|Q) \leq 1/n\}. \quad (25)$$

Without loss of generality, assume that  $k \geq 2$ . Fix an  $\epsilon \in (0, 1)$  to be specified. Let

$$P = \left( \frac{1}{3(k-1)}, \dots, \frac{1}{3(k-1)}, \frac{2}{3} \right), \quad Q = \left( \frac{1+\epsilon}{3(k-1)}, \dots, \frac{1+\epsilon}{3(k-1)}, \frac{2-\epsilon}{3} \right). \quad (26)$$

Direct computation yields  $D(P\|Q) = \frac{2}{3} \log \frac{2}{2-\epsilon} + \frac{1}{3} \log \frac{1}{\epsilon+1} \leq \epsilon^2$  and  $H(Q) - H(P) = \frac{1}{3}(\epsilon \log(k-1) + \log 4 + (2-\epsilon) \log \frac{1}{2-\epsilon} + (1+\epsilon) \log \frac{1}{\epsilon+1}) \geq \frac{1}{3} \log(2(k-1))\epsilon - \epsilon^2$ . Choosing  $\epsilon = \frac{1}{\sqrt{n}}$  and applying (24), we obtain the desired (12).  $\square$

**Remark 4.** In view of the Pinsker inequality  $D(P\|Q) \geq 2\text{TV}^2(P, Q)$  [CK82, p. 58] as well as the continuity property of entropy with respect to the total variation distance:  $|H(P) - H(Q)| \leq \text{TV}(P, Q) \log \frac{k}{\text{TV}(P, Q)}$  for  $\text{TV}(P, Q) \leq \frac{1}{4}$  [CK82, Lemma 2.7], we conclude that the best lower bound given by the two-point method, i.e., the supremum in (25), is on the order of  $\frac{\log k}{\sqrt{n}}$ . Therefore the choice of the pair (26) is optimal.



## B.2 Proof of Proposition 3

For  $0 < \epsilon < 1$ , define the set of *approximate* probability vectors by

$$\mathcal{M}_k(\epsilon) \triangleq \left\{ P \in \mathbb{R}_+^k : \left| \sum_{i=1}^k p_i - 1 \right| \leq \epsilon \right\}. \quad (27)$$

which reduces to the probability simplex  $\mathcal{M}_k$  if  $\epsilon = 0$ .

Generalizing the minimax quadratic risk (10) for Poisson sampling, we define

$$\tilde{R}^*(k, n, \epsilon) \triangleq \inf_{\hat{H}'} \sup_{P \in \mathcal{M}_k(\epsilon)} \mathbb{E}(\hat{H}'(N) - H(P))^2, \quad (28)$$

where  $N = (N_1, \dots, N_k)$  and  $N_i \stackrel{\text{ind}}{\sim} \text{Poi}(np_i)$  for  $i = 1, \dots, k$ . Since  $P$  is not necessarily normalized,  $H(P)$  may not carry the meaning of entropy. Nevertheless,  $H$  is still valid a functional. The risk defined above is connected to the risk (1) for multinomial sampling by the following lemma:

**Lemma 1.** *For any  $k, n \in \mathbb{N}$  and  $\epsilon < 1/3$ ,*

$$R^*(k, n/2) \geq \frac{1}{3} \tilde{R}^*(k, n, \epsilon) - (\log k)^2 \exp(-n/50) - (\epsilon \log k)^2 - ((1 + \epsilon) \log(1 + \epsilon))^2.$$

To establish a lower bound of  $\tilde{R}^*(k, n, \epsilon)$ , we apply generalized Le Cam's method involving two composite hypothesis as in (14), which entails choosing two priors such that the entropy values are separated with probability one. It turns out that this can be relaxed to separation *on average*, if we can show that the entropy values are concentrated at their respective means. This step is made precise in the next lemma:

**Lemma 2.** *Let  $U$  and  $U'$  be random variables such that  $U, U' \in [0, \lambda]$  and  $\mathbb{E}[U] = \mathbb{E}[U'] \leq 1$  and  $|\mathbb{E}[\phi(U)] - \mathbb{E}[\phi(U')]| \geq d$ , where  $\lambda < k/e$ . Let  $\epsilon = \frac{4\lambda}{\sqrt{k}}$ . Then*

$$\tilde{R}^*(k, n, \epsilon) \geq \frac{d^2}{16} \left( \frac{7}{8} - k \text{TV}(\mathbb{E}[\text{Poi}(nU/k)], \mathbb{E}[\text{Poi}(nU'/k)]) - \frac{32\lambda^2 \log^2 \frac{k}{\lambda}}{kd^2} \right). \quad (29)$$

The following result gives a sufficient condition for Poisson mixtures to be indistinguishable in terms of moment matching. Analogous results for Gaussian mixtures have been obtained in [LNS99, Section 4.3] using Taylor expansion of the KL divergence and orthogonal basis expansion of  $\chi^2$ -divergence in [CL11, Proof of Theorem 3]. For Poisson mixtures we directly deal with the total variation as the  $\ell_1$ -distance between the mixture probability mass functions.

**Lemma 3.** *Let  $V$  and  $V'$  be random variables on  $[0, M]$ . If  $\mathbb{E}[V^j] = \mathbb{E}[V'^j]$ ,  $j = 1, \dots, L$  and  $L > 2eM$ , then*

$$\text{TV}(\mathbb{E}[\text{Poi}(V)], \mathbb{E}[\text{Poi}(V')]) \leq \left( \frac{2eM}{L} \right)^L. \quad (30)$$

**Remark 5.** In an earlier version of the paper,<sup>6</sup> the following weaker total variation bound

$$\text{TV}(\mathbb{E}[\text{Poi}(V)], \mathbb{E}[\text{Poi}(V')]) \leq 2 \exp \left( - \left( \frac{L}{2} \log \frac{L}{2eM} - M \right) \right) \wedge 1, \quad (31)$$

<sup>6</sup>See Lemma 3 in <http://arxiv.org/pdf/1407.0381v2.pdf>.

was proved by truncating the summation in the total variation. This bound suffices for our purpose; in fact, the same proof techniques have been subsequently used in [JVHW15, Lemma 11] for mini-max lower bound of estimating other functionals. Nevertheless, (30) provides a strict improvement over (31), whose proof is even simpler and involves no truncation argument. What remains open is the optimal number of matching moments to ensure indistinguishability of the Poisson mixtures. Lemma 3 implies that as soon as  $L/M$  exceeds  $2e$  the total variation decays exponentially; it is unclear whether  $L$  needs to grow linearly with  $M$  in order to drive the total variation to zero.

To apply Lemma 2 and Lemma 3 we need to construct two random variables, namely  $U$  and  $U'$ , that have matching moments of order  $1, \dots, L$ , and large discrepancy in the mean functional value  $|\mathbb{E}[\phi(U)] - \mathbb{E}[\phi(U')]|$ , as described in Section 3.1 and formulated in (16). As shown in Appendix E, we can obtain  $U, U'$  with matching moments from the dual of the best polynomial approximation of  $\phi$ , namely (17); however, we have little control over the value of the common mean  $\mathbb{E}[U] = \mathbb{E}[U']$  and it is unclear whether it is less than one as required by Lemma 3. Of course we can normalize  $U, U'$  by their common mean which preserves moments matching; however, the mean value separation  $|\mathbb{E}[\phi(U)] - \mathbb{E}[\phi(U')]|$  also shrinks by the same factor, which results in a suboptimal lower bound.

To circumvent this issue, we first consider auxiliary random variables  $X, X'$  supported on a interval bounded away from 0; leveraging the property that their “zereth moments” are one, we then construct the desired random variables  $U, U'$  via a change of measure. To be precise, given  $\eta \in (0, 1)$  and any random variables  $X, X' \in [\eta, 1]$  that have matching moments up to the  $L^{\text{th}}$  order, we can construct  $U, U'$  from  $X, X'$  with the following distributions

$$\begin{aligned} P_U(du) &= \left(1 - \mathbb{E}\left[\frac{\eta}{X}\right]\right) \delta_0(du) + \frac{\alpha}{u} P_{\alpha X/\eta}(du), \\ P_{U'}(du) &= \left(1 - \mathbb{E}\left[\frac{\eta}{X'}\right]\right) \delta_0(du) + \frac{\alpha}{u} P_{\alpha X'/\eta}(du), \end{aligned} \tag{32}$$

for some fixed  $\alpha \in (0, 1)$ . Since  $X, X' \in [\eta, 1]$  and thus  $\mathbb{E}\left[\frac{\eta}{X}\right], \mathbb{E}\left[\frac{\eta}{X'}\right] \leq 1$ , these distributions are well-defined and supported on  $[0, \alpha\eta^{-1}]$ . Furthermore,

**Lemma 4.**  $\mathbb{E}[\phi(U)] - \mathbb{E}[\phi(U')] = \alpha(\mathbb{E}[\log \frac{1}{X}] - \mathbb{E}[\log \frac{1}{X'}])$  and  $\mathbb{E}[U^j] = \mathbb{E}[U'^j]$ ,  $j = 1, \dots, L+1$ . In particular,  $\mathbb{E}[U] = \mathbb{E}[U'] = \alpha$ .

To choose the best  $X, X'$ , we consider the following auxiliary optimization problem over random variables  $X$  and  $X'$  (or equivalently, the distributions thereof).

$$\begin{aligned} \mathcal{E}^* &= \max \mathbb{E}\left[\log \frac{1}{X}\right] - \mathbb{E}\left[\log \frac{1}{X'}\right] \\ \text{s.t. } &\mathbb{E}[X^j] = \mathbb{E}[X'^j], \quad j = 1, \dots, L, \\ &X, X' \in [\eta, 1], \end{aligned} \tag{33}$$

where  $0 < \eta < 1$ . Note that (33) is an infinite-dimensional linear programming problem with finitely many constraints. Therefore it is natural to turn to its dual. In Appendix E we show that the maximum  $\mathcal{E}^*$  exists and coincides with twice the best  $L_\infty$  approximation error of the log over the interval  $[\eta, 1]$  by polynomials of degree  $L$ :

$$\mathcal{E}^* = 2E_L(\log, [\eta, 1]). \tag{34}$$

By definition, this approximation error is decreasing in the degree  $L$  when  $\eta$  is fixed; on the other hand, since the logarithm function blows up near zero, for fixed degree  $L$  the approximation error also diverges as  $\eta$  vanishes. As shown in Appendix F, in order for the error to be bounded away from zero which is needed in the lower bound, it turns out that the necessary and sufficient condition is when  $\eta$  decays according to  $L^{-2}$ :

**Lemma 5.** *There exist universal positive constants  $c, c', L_0$  such that for any  $L \geq L_0$ ,*

$$E_{\lfloor cL \rfloor}(\log, [L^{-2}, 1]) \geq c'. \quad (35)$$

*Proof of Proposition 3.* Let  $X$  and  $X'$  be the maximizer of (33). Now we construct  $U$  and  $U'$  from  $X$  and  $X'$  according to the recipe (32). By Lemma 4, the first  $L + 1$  moments of  $U$  and  $U'$  are matched with means equal to  $\alpha$  which is less than one; moreover,

$$\mathbb{E}[\phi(U)] - \mathbb{E}[\phi(U')] = \alpha \mathcal{E}^*. \quad (36)$$

Recall the universal constants  $c$  and  $c'$  defined in Lemma 5. If  $n \geq \frac{2k}{\log k}$ , let  $c_1 \leq 2$  be a constant satisfying  $\frac{c}{2} \log \frac{c}{4ec_1} > 2$  and thus  $c > 4ec_1$ . Let  $\eta = \log^{-2} k$ ,  $L = \lfloor c \log k \rfloor \leq \frac{c \log k}{2}$ ,  $\alpha = \frac{c_1 k}{n \log k}$  and  $\lambda = \alpha \eta^{-1} = \frac{c_1 k \log k}{n}$ . Therefore  $\alpha \leq 1$ . Using (32) and (36), we can construct two random variables  $U, U' \in [0, \lambda]$  such that  $\mathbb{E}[U] = \mathbb{E}[U'] = \alpha$ ,  $\mathbb{E}[U^j] = \mathbb{E}[U'^j]$ , for all  $j \in [L]$ , and  $\mathbb{E}[\phi(U)] - \mathbb{E}[\phi(U')] = \alpha \mathcal{E}^*$ . It follows from (34) and Lemma 5 that  $\mathcal{E}^* \geq 2c'$  and thus  $|\mathbb{E}[\phi(U)] - \mathbb{E}[\phi(U')]| \geq 2c'\alpha$ . By the choice of  $c_1$ , applying Lemma 3 yields  $\text{TV}(\mathbb{E}[\text{Poi}(nU/k)], \mathbb{E}[\text{Poi}(nU'/k)]) \leq 2k^{-2}$ . Finally, applying Lemma 1 and Lemma 2 with  $d = 2c'\alpha$  yields the desired lower bound  $R^*(k, n/2) \gtrsim \alpha^2 \asymp (\frac{k}{n \log k})^2$ . Consequently,  $R^*(k, n) \gtrsim (\frac{k}{n \log k})^2$  when  $n \geq \frac{k}{\log k}$ . If  $n \leq \frac{k}{\log k}$  by monotonicity,  $R^*(k, n) \geq R^*(k, \frac{k}{\log k}) \gtrsim 1$ .  $\square$

**Remark 6** (Structure of the least favorable priors). From the proof of (34) in Appendix E, we conclude that  $X, X'$  are in fact discrete random variables with disjoint support each of which has  $L + 2 \asymp \log k$  atoms. Therefore  $U, U'$  are also finitely-valued; however, our proof does not rely on this fact. Nevertheless, it is instructive to discuss the structure of the prior. Except for possibly a fixed large mass, the masses of random distributions  $\mathbf{P}$  and  $\mathbf{P}'$  are drawn from the distribution  $U$  and  $U'$  respectively, which lie in the interval  $[0, \frac{\log k}{n}]$ . Therefore, although  $\mathbf{P}$  and  $\mathbf{P}'$  are distributions over  $k$  elements, they only have  $\log k$  distinct masses and the locations are randomly permuted. Moreover, the entropy of  $\mathbf{P}$  and  $\mathbf{P}'$  constructed based on  $U$  and  $U'$  (see (41)) are concentrated near the respective mean values, both of which are close to  $\log k$  but differ by a constant factor of  $\frac{k}{n \log k}$ .

### B.3 Proof of Lemmas

*Proof of Lemma 1.* Fix  $\delta > 0$ . Let  $\hat{H}(\cdot, n)$  be a near-minimax entropy estimator for fixed sample size  $n$ , i.e.,

$$\sup_{P \in \mathcal{M}_k} \mathbb{E}[(\hat{H}(N, n) - H(P))^2] \leq \delta + R^*(k, n). \quad (37)$$

Using these estimators we construct an estimator for the Poisson model in (29). Fix an arbitrary  $P = (p_1, \dots, p_k) \in \mathcal{M}_k(\epsilon)$ . Let  $N = (N_1, \dots, N_k)$  with  $N_i \stackrel{\text{ind}}{\sim} \text{Poi}(np_i)$  and let  $n' = \sum N_i$ . We construct an estimator for the Poisson sampling model by

$$\tilde{H}(N) = \hat{H}(N, n').$$

The functional  $H$  is related to entropy of the normalized  $P$  by

$$H(P) = \sum_{i=1}^k p_i \log \frac{1}{p_i} = \left( \sum_i p_i \right) \log \frac{1}{\sum_i p_i} + \left( \sum_i p_i \right) H \left( \frac{P}{\sum_i p_i} \right). \quad (38)$$

Then triangle inequality and (38) give us

$$\begin{aligned}
& \frac{1}{3}(\tilde{H}(N) - H(P))^2 \\
& \leq \left( \tilde{H}(N) - H\left(\frac{P}{\sum_i p_i}\right) \right)^2 + \left( \left(1 - \sum_i p_i\right) H\left(\frac{P}{\sum_i p_i}\right) \right)^2 + \left( \left(\sum_i p_i\right) \log \frac{1}{\sum_i p_i} \right)^2 \\
& \leq \left( \tilde{H}(N) - H\left(\frac{P}{\sum_i p_i}\right) \right)^2 + (\epsilon \log k)^2 + ((1 + \epsilon) \log(1 + \epsilon))^2.
\end{aligned} \tag{39}$$

For the first term of (39), we observe that conditioned on  $n' = m$ ,  $N \sim \text{Multinomial}\left(m, \frac{P}{\sum_i p_i}\right)$ .

Therefore in view of the performance guarantee in (37), we obtain that

$$\begin{aligned}
\mathbb{E} \left( \tilde{H}(N) - H\left(\frac{P}{\sum_i p_i}\right) \right)^2 &= \sum_{m=0}^{\infty} \mathbb{E} \left[ \left( \hat{H}(N, m) - H\left(\frac{P}{\sum_i p_i}\right) \right)^2 \middle| n' = m \right] \mathbb{P}[n' = m] \\
&\leq \sum_{m=0}^{\infty} R^*(k, m) \mathbb{P}[n' = m] + \delta.
\end{aligned}$$

Now note that for fixed  $k$ , the minimax risk  $n \mapsto R^*(k, n)$  is decreasing and  $0 \leq R^*(k, n) \leq (\log k)^2$ .

Since  $n' = \sum_{i=1}^k N_i \sim \text{Poi}(n \sum_i p_i)$  and  $\left| \sum_i^k p_i - 1 \right| \leq \epsilon \leq 1/3$ , we have

$$\begin{aligned}
\mathbb{E} \left( \hat{H}(N) - H\left(\frac{P}{\sum_i p_i}\right) \right)^2 &\leq \sum_{m \geq n/2} R^*(k, m) \mathbb{P}[n' = m] + (\log k)^2 \mathbb{P}\left[n' \leq \frac{n}{2}\right] + \delta \\
&\leq R^*(k, n/2) + (\log k)^2 \exp(-n/50) + \delta,
\end{aligned} \tag{40}$$

where in the last inequality we used the Chernoff bound (see, e.g., [MU05, Theorem 5.4]). Plugging (40) into (39) and by the arbitrariness of  $\delta$ , the lemma follows.  $\square$

*Proof of Lemma 2.* Denote the common mean by  $\alpha \triangleq \mathbb{E}[U] = \mathbb{E}[U'] \leq 1$ . Define two random vectors

$$\mathbf{P} = \left( \frac{U_1}{k}, \dots, \frac{U_k}{k}, 1 - \alpha \right), \quad \mathbf{P}' = \left( \frac{U'_1}{k}, \dots, \frac{U'_k}{k}, 1 - \alpha \right), \tag{41}$$

where  $U_i, U'_i$  are i.i.d. copies of  $U, U'$ , respectively. Note that  $\epsilon = \frac{4\lambda}{\sqrt{k}} \geq 4\sqrt{\frac{\text{var}[U]\text{var}[U']}{k}}$ . Define the following events indicating that  $U_i$  and  $H(\mathbf{P})$  are concentrated near their respective mean values:

$$E \triangleq \left\{ \left| \sum_i \frac{U_i}{k} - \alpha \right| \leq \epsilon, |H(\mathbf{P}) - \mathbb{E}[H(\mathbf{P})]| \leq \frac{d}{4} \right\}, \quad E' \triangleq \left\{ \left| \sum_i \frac{U'_i}{k} - \alpha \right| \leq \epsilon, |H(\mathbf{P}') - \mathbb{E}[H(\mathbf{P}')] | \leq \frac{d}{4} \right\}.$$

Using the independence of  $U_i$ , Chebyshev's inequality and union bound yield that

$$\begin{aligned}
\mathbb{P}[E^c] &\leq \mathbb{P} \left[ \left| \sum_i \frac{U_i}{k} - \alpha \right| > \epsilon \right] + \mathbb{P} \left[ |H(\mathbf{P}) - \mathbb{E}[H(\mathbf{P})]| > \frac{d}{4} \right] \\
&\leq \frac{\text{var}[U]}{k\epsilon^2} + \frac{16 \sum_i \text{var}[\phi(U_i/k)]}{d^2} \leq \frac{1}{16} + \frac{16\lambda^2 \log^2 \frac{k}{\lambda}}{kd^2},
\end{aligned} \tag{42}$$

where the last inequality follows from the fact that  $\text{var} \left[ \phi \left( \frac{U_i}{k} \right) \right] \leq \mathbb{E} \left[ \phi \left( \frac{U_i}{k} \right) \right]^2 \leq \left( \phi \left( \frac{\lambda}{k} \right) \right)^2$  when  $\lambda/k < e^{-1}$  by assumption. By the same reasoning,

$$\mathbb{P} [E'^c] \leq \frac{1}{16} + \frac{16\lambda^2 \log^2 \frac{k}{\lambda}}{kd^2}. \quad (43)$$

Note that conditioning on  $E$  and  $E'$  the random vectors in (41) belong to  $\mathcal{M}_k(\epsilon)$ . Now we define two priors on the set  $\mathcal{M}_k(\epsilon)$  using (41) with the following conditional distributions:

$$\pi = P_{\mathbf{P}|E}, \quad \pi' = P_{\mathbf{P}'|E'}.$$

It follows from  $H(\mathbf{P}) = \frac{1}{k} \sum_i \phi(U_i) + \frac{\log k}{k} \sum_i U_i + \phi(1-\alpha)$  that  $\mathbb{E} [H(\mathbf{P})] = \mathbb{E} [\phi(U)] + \mathbb{E} [U] \log k + \phi(1-\alpha)$ . Similarly,  $\mathbb{E} [H(\mathbf{P}')] = \mathbb{E} [\phi(U')] + \mathbb{E} [U'] \log k + \phi(1-\alpha)$ . By assumption  $|\mathbb{E} [H(\mathbf{P})] - \mathbb{E} [H(\mathbf{P}')]| = |\mathbb{E} [\phi(U)] - \mathbb{E} [\phi(U')]| \geq d$ . By the definition of events  $E, E'$  and triangle inequality, we obtain that under  $\pi, \pi'$

$$|H(\mathbf{P}) - H(\mathbf{P}')| \geq \frac{d}{2}. \quad (44)$$

Now we consider the total variation of the sufficient statistics  $N = (N_i)$  under two priors. Note that conditioned on  $p_i$ , we have  $N_i \sim \text{Poi}(np_i)$ . The triangle inequality of total variation then yields

$$\begin{aligned} \text{TV} (P_{N|E}, P_{N'|E'}) &\leq \text{TV} (P_{N|E}, P_N) + \text{TV} (P_N, P_{N'}) + \text{TV} (P_{N'}, P_{N'|E'}) \\ &= \mathbb{P} [E^c] + \text{TV} (P_N, P_{N'}) + \mathbb{P} [E'^c] \\ &\leq \text{TV} (P_N, P_{N'}) + \frac{1}{8} + \frac{32\lambda^2 \log^2 \frac{k}{\lambda}}{kd^2}, \end{aligned} \quad (45)$$

where in the last inequality we have applied (42)–(43). Note that  $P_N, P_{N'}$  are marginal distributions under priors  $P_{\mathbf{P}}, P_{\mathbf{P}'}$  respectively. In view of the fact that the total variation between product distributions is at most the sum of total variations of pair of marginals, we obtain

$$\begin{aligned} \text{TV} (P_N, P_{N'}) &\leq \sum_{i=1}^k \text{TV} (P_{N_i}, P_{N'_i}) + \text{TV}(\text{Poi}(n(1-\alpha)), \text{Poi}(n(1-\alpha))) \\ &= k \text{TV}(\mathbb{E}[\text{Poi}(nU/k)], \mathbb{E}[\text{Poi}(nU'/k)]). \end{aligned} \quad (46)$$

Then it follows from (44)–(46) and Le Cam's lemma [LC86] that

$$\tilde{R}^*(k, n, \epsilon) \geq \frac{d^2}{16} \left( \frac{7}{8} - k \text{TV}(\mathbb{E}[\text{Poi}(nU/k)], \mathbb{E}[\text{Poi}(nU'/k)]) - \frac{32\lambda^2 \log^2 \frac{k}{\lambda}}{kd^2} \right). \quad (47)$$

□

*Proof of Lemma 3.* By the assumption that  $\mathbb{E}[V^j] = \mathbb{E}[V'^j]$  when  $j \leq L$ , we obtain that

$$\begin{aligned} \text{TV}(\mathbb{E}[\text{Poi}(V)], \mathbb{E}[\text{Poi}(V')]) &= \frac{1}{2} \sum_{j \geq 0} |\mathbb{E}[\text{poi}(V, j)] - \mathbb{E}[\text{poi}(V', j)]| \\ &= \frac{1}{2} \sum_{j \geq 0} \left| \mathbb{E} \left[ \sum_{m \geq 0} \frac{(-V)^m V^j}{m! j!} \right] - \mathbb{E} \left[ \sum_{m \geq 0} \frac{(-V')^m V'^j}{m! j!} \right] \right| \\ &= \frac{1}{2} \sum_{j \geq 0} \frac{1}{j!} \left| \sum_{m > L-j} \frac{(-1)^m}{m!} (\mathbb{E}[V^{m+j}] - \mathbb{E}[V'^{m+j}]) \right|. \end{aligned}$$

By triangle inequality and the assumption that  $V, V' \in [0, M]$ , we have that

$$\begin{aligned} \text{TV}(\mathbb{E}[\text{Poi}(V)], \mathbb{E}[\text{Poi}(V')]) &\leq \sum_{j \geq 0} \frac{M^j}{j!} \sum_{m > L-j} \frac{M^m}{m!} = e^{2M} \sum_{j \geq 0} \sum_{m > L-j} \mathbb{P}[N_1 = j, N_2 = m] \\ &= e^{2M} \mathbb{P}[N_1 + N_2 > L], \end{aligned}$$

where  $N_1, N_2 \stackrel{\text{i.i.d.}}{\sim} \text{Poi}(M)$  and thus  $N_1 + N_2 \sim \text{Poi}(2M)$ . Applying Chernoff bound when  $L > 2M$  yields that

$$\text{TV}(\mathbb{E}[\text{Poi}(V)], \mathbb{E}[\text{Poi}(V')]) \leq e^{2M} e^{-2M} \left( \frac{2eM}{L} \right)^L = \left( \frac{2eM}{L} \right)^L.$$

□

*Proof of Lemma 4.* Note that

$$\mathbb{E}[\phi(U)] = \int \left( u \log \frac{1}{u} \right) \frac{\alpha}{u} P_{\alpha X/\eta}(du) = \alpha \mathbb{E} \left[ \log \frac{\eta}{\alpha X} \right]$$

and, analogously,  $\mathbb{E}[\phi(U')] = \alpha \mathbb{E} \left[ \log \frac{\eta}{\alpha X'} \right]$ . Therefore,  $\mathbb{E}[\phi(U)] - \mathbb{E}[\phi(U')] = \alpha (\mathbb{E} \left[ \log \frac{1}{X} \right] - \mathbb{E} \left[ \log \frac{1}{X'} \right])$ . Moreover, for any  $j \in [L+1]$ ,

$$\mathbb{E}[U^j] = \int u^j \frac{\alpha}{u} P_{\alpha X/\eta}(du) = \mathbb{E}[(\alpha X/\eta)^{j-1} \alpha]$$

which coincides with  $\mathbb{E}[U'^j] = \mathbb{E}[(\alpha X'/\eta)^{j-1} \alpha]$ , in view of the moment matching condition of  $X$  and  $X'$  in (33). In particular,  $\mathbb{E}[U] = \mathbb{E}[U'] = \alpha$  follows immediately. □

## C Proof of the upper bound

*Proof of Proposition 4.* Given that  $N'_i$  is above (resp. below) the threshold  $c_2 \log k$ , we can conclude with high confidence that  $p_i$  is above (resp. below) a constant factor of  $\frac{\log k}{n}$ . Define two events by  $E_1 \triangleq \bigcap_{i=1}^k \left\{ N'_i \leq c_2 \log k \Rightarrow p_i \leq \frac{c_1 \log k}{n} \right\}$  and  $E_2 \triangleq \bigcap_{i=1}^k \left\{ N'_i > c_2 \log k \Rightarrow p_i > \frac{c_3 \log k}{n} \right\}$ , where  $c_1 > c_2 > c_3$ . Applying the union bound and the Chernoff bound for Poissons ([MU05, Theorem 5.4]) yields that

$$\begin{aligned} \mathbb{P}[E_1^c] &= \mathbb{P} \left[ \bigcup_{i=1}^k \left\{ N'_i \leq c_2 \log k, p_i > \frac{c_1 \log k}{n} \right\} \right] \\ &\leq k \mathbb{P}[\text{Poi}(c_1 \log k) \leq c_2 \log k] \\ &\leq \frac{1}{k^{c_1 - c_2 \log \frac{ec_1}{c_2} - 1}}, \end{aligned} \tag{48}$$

and, entirely analogously,

$$\mathbb{P}[E_2^c] \leq \frac{1}{k^{c_3 + c_2 \log \frac{ec_2}{c_3} - 1}}. \tag{49}$$

Define an event  $E \triangleq E_1 \cap E_2$ . Again union bound gives us  $\mathbb{P}[E^c] \leq \mathbb{P}[E_1^c] + \mathbb{P}[E_2^c]$ .

By construction  $\hat{H} = (\tilde{H} \vee 0) \wedge \log k$ , the fact  $H(P) \in [0, \log k]$  yields that  $|H(P) - \hat{H}| \leq |H(P) - \tilde{H}|$  and  $|H(P) - \hat{H}| \leq \log k$ . So the MSE can be decomposed and upper bounded by

$$\begin{aligned} \mathbb{E}(H(P) - \hat{H})^2 &= \mathbb{E}[(H(P) - \hat{H})^2 \mathbf{1}_E] + \mathbb{E}[(H(P) - \hat{H})^2 \mathbf{1}_{E^c}] \\ &\leq \mathbb{E}[(H(P) - \tilde{H})^2 \mathbf{1}_E] + (\log k)^2 (\mathbb{P}[E_1^c] + \mathbb{P}[E_2^c]). \end{aligned} \quad (50)$$

Define

$$\mathcal{E}_1 \triangleq \sum_{i \in I_1} \phi(p_i) - g_L(N_i), \quad \mathcal{E}_2 \triangleq \sum_{i \in I_2} \left( \phi(p_i) - \phi\left(\frac{N_i}{n}\right) - \frac{1}{2n} \right),$$

where the (random) index sets defined by

$$I_1 \triangleq \left\{ i : N'_i \leq c_2 \log k, p_i \leq \frac{c_1 \log k}{n} \right\}, \quad I_2 \triangleq \left\{ i : N'_i > c_2 \log k, p_i > \frac{c_3 \log k}{n} \right\}$$

are independent of  $N$  due to the independence of  $N$  and  $N'$ . The implications in the event  $E$  yields

$$(H(P) - \tilde{H}) \mathbf{1}_E = \mathcal{E}_1 \mathbf{1}_E + \mathcal{E}_2 \mathbf{1}_E. \quad (51)$$

Combining (50)–(51) and applying triangle inequality we obtain that

$$\mathbb{E}(H(P) - \hat{H})^2 \leq 2\mathbb{E}[\mathcal{E}_1^2] + 2\mathbb{E}[\mathcal{E}_2^2] + (\log k)^2 (\mathbb{P}[E_1^c] + \mathbb{P}[E_2^c]). \quad (52)$$

Next we proceed to consider the error terms  $\mathcal{E}_1$  and  $\mathcal{E}_2$  separately.

**Case 1: Polynomial estimator** It is known that (see, e.g., [Tim63, Section 7.5.4]) the optimal uniform approximation error of  $\phi$  by degree- $L$  polynomials on  $[0, 1]$  satisfies  $L^2 E_L(\phi, [0, 1]) \rightarrow c > 0$  as  $L \rightarrow \infty$ . Therefore  $E_L(\phi, [0, 1]) \lesssim L^{-2}$ . By a change of variables, it is easy to show that

$$E_L\left(\phi, \left[0, \frac{c_1 \log k}{n}\right]\right) = \frac{c_1 \log k}{n} E_L(\phi, [0, 1]) \lesssim \frac{1}{n \log k}.$$

By definition,  $I_1 \subseteq \{i : p_i \leq \frac{c_1 \log k}{n}\}$ . Since  $g_L(N_i)$  is an unbiased estimator of  $P_L(p_i)$ , the bias can be bounded by the uniform approximation error almost surely as

$$|\mathbb{E}[\mathcal{E}_1 | I_1]| = \left| \sum_{i \in I_1} p_i \log \frac{1}{p_i} - P_L(p_i) \right| \leq k E_L\left(\phi, \left[0, \frac{c_1 \log k}{n}\right]\right) \lesssim \frac{k}{n \log k}. \quad (53)$$

Next we consider the conditional variance of  $\mathcal{E}_1$ . In view of the fact that the standard deviation of sum of random variables is at most the sum of individual standard deviations, we obtain that

$$\begin{aligned} \text{var}[\mathcal{E}_1 | I_1] &= \sum_{i \in I_1} \text{var}[\phi(p_i) - g_L(N_i)] \leq \sum_{i: p_i \leq \frac{c_1 \log k}{n}} \text{var}[g_L(N_i)] \\ &= \sum_{i: p_i \leq \frac{c_1 \log k}{n}} \text{var} \left[ \sum_{m \neq 1} \frac{a_m}{(c_1 \log k)^{m-1}} \frac{(N_i)_m}{n} + \left( a_1 + \log \frac{n}{c_1 \log k} \right) \frac{N_i}{n} \right] \\ &\leq \frac{1}{n^2} \sum_{i: p_i \leq \frac{c_1 \log k}{n}} \left( \sum_{m \neq 1} \frac{|a_m|}{(c_1 \log k)^{m-1}} \sqrt{\text{var}(N_i)_m} + \left| a_1 + \log \frac{n}{c_1 \log k} \right| \sqrt{\text{var}(N_i)} \right)^2. \end{aligned}$$



Since  $0 \leq \phi(x) \leq e^{-1}$  on  $[0, 1]$  then  $\sup_{0 \leq x \leq 1} |p_L(x) - \phi(x)| = E_L(\phi, [0, 1]) \leq e^{-1}$ . Therefore  $\sup_{0 \leq x \leq 1} |p_L(x)| \leq 2e^{-1}$ . From the proof of [CL11, Lemma 2, p. 1035] we know that the polynomial coefficients can be upper bounded by  $|a_m| \leq 2e^{-1}2^{3L}$ . Since  $\log n \leq C \log k$ , we have  $\left| a_1 + \log \frac{n}{c_1 \log k} \right| \lesssim 2^{3L}$ . Therefore all polynomial coefficients can be upper bounded by a constant factor of  $2^{3L}$ . We also need the following lemma to upper bound the variance of  $(N_i)_m$ :

**Lemma 6.** *Suppose  $X \sim \text{Poi}(\lambda)$  and  $(x)_m = \frac{x!}{(x-m)!}$ . Then  $\text{var}(X)_m$  is increasing in  $\lambda$  and*

$$\text{var}(X)_m = \lambda^m m! \sum_{k=0}^{m-1} \binom{m}{k} \frac{\lambda^k}{k!} \leq (\lambda m)^m \left( \frac{(2e)^{2\sqrt{\lambda m}}}{\pi \sqrt{\lambda m}} \vee 1 \right).$$

Recall that  $L = c_0 \log k$ . Let  $c_0 \leq c_1$ . The monotonicity in Lemma 6 yields that  $\text{var}(N_i)_m \leq \text{var}(\tilde{N})_m$  where  $\tilde{N} \sim \text{Poi}(c_1 \log k)$  whenever  $p_i \leq \frac{c_1 \log k}{n}$ . Applying the upper bound in Lemma 6 and in view of the relation that  $m \leq c_0 \log k \leq c_1 \log k$ , the conditional variance can be further upper bounded by the following

$$\begin{aligned} \text{var}[\mathcal{E}_1 | I_1] &\lesssim \frac{k}{n^2} \left( \sum_{m=0}^L \frac{2^{3L}}{(c_1 \log k)^{m-1}} \sqrt{((c_1 \log k)(c_1 \log k))^m (2e)^{2\sqrt{(c_0 \log k)(c_1 \log k)}}} \right)^2 \\ &= \frac{k}{n^2} \left( \sum_{m=0}^L k^{(c_0 \log 8 + \sqrt{c_0 c_1} \log(2e))} c_1 \log k \right)^2 \\ &\lesssim \frac{(\log k)^4}{n^2} k^{1+2(c_0 \log 8 + \sqrt{c_0 c_1} \log(2e))}. \end{aligned} \quad (54)$$

From (53)–(54) we conclude that

$$\mathbb{E}[\mathcal{E}_1^2] = \mathbb{E}[\mathbb{E}[\mathcal{E}_1 | I_1]^2 + \text{var}(\mathcal{E}_1 | I_1)] \lesssim \left( \frac{k}{n \log k} \right)^2 \quad (55)$$

as long as

$$c_0 \log 8 + \sqrt{c_0 c_1} \log(2e) < \frac{1}{4}. \quad (56)$$

**Case 2: Bias-corrected plug-in estimator** First note that  $\mathcal{E}_2$  can be written as

$$\mathcal{E}_2 = \sum_{i \in I_2} \left( (p_i - \hat{p}_i) \log \frac{1}{p_i} + \hat{p}_i \log \frac{\hat{p}_i}{p_i} - \frac{1}{2n} \right), \quad (57)$$

where  $\hat{p}_i = \frac{N_i}{n}$  is an unbiased estimator of  $p_i$  since  $N_i \sim \text{Poi}(np_i)$ . The first term is thus unbiased conditioned on  $I_2$ . Note the following elementary bounds on the function  $x \log x$ :

**Lemma 7.** *For any  $x > 0$ ,*

$$0 \leq x \log x - (x-1) - \frac{1}{2}(x-1)^2 + \frac{1}{6}(x-1)^3 \leq \frac{(x-1)^4}{3}.$$

Applying the above facts to  $x = \frac{\hat{p}_i}{p_i}$ , we obtain that

$$\begin{aligned} \sum_{i \in I_2} p_i \frac{\hat{p}_i}{p_i} \log \frac{\hat{p}_i}{p_i} &\geq \sum_{i \in I_2} (\hat{p}_i - p_i) + \frac{(\hat{p}_i - p_i)^2}{2p_i} - \frac{(\hat{p}_i - p_i)^3}{6p_i^2}, \\ \sum_{i \in I_2} p_i \frac{\hat{p}_i}{p_i} \log \frac{\hat{p}_i}{p_i} &\leq \sum_{i \in I_2} (\hat{p}_i - p_i) + \frac{(\hat{p}_i - p_i)^2}{2p_i} - \frac{(\hat{p}_i - p_i)^3}{6p_i^2} + \frac{(\hat{p}_i - p_i)^4}{3p_i^3}. \end{aligned}$$

Plugging the inequalities above into (57) and taking expectation on both sides conditioned on  $I_2$ , using the central moments of Poisson distribution that  $\mathbb{E}(X - \mathbb{E}[X])^2 = \lambda$ ,  $\mathbb{E}(X - \mathbb{E}[X])^3 = \lambda$ ,  $\mathbb{E}(X - \mathbb{E}[X])^4 = \lambda(1 + 3\lambda)$  when  $X \sim \text{Poi}(\lambda)$ , we obtain that

$$-\sum_{i \in I_2} \frac{1}{6n^2 p_i} \leq \mathbb{E}[\mathcal{E}_2 | I_2] \leq \sum_{i \in I_2} \frac{1 + 3np_i}{3n^3 p_i^2} - \frac{1}{6n^2 p_i}.$$

By definition,  $I_2 \subseteq \{i : p_i > \frac{c_3 \log k}{n}\}$  and  $|I_2| \leq k$ . Hence, almost surely,

$$|\mathbb{E}[\mathcal{E}_2 | I_2]| \lesssim \sum_{i \in I_2} \frac{1}{n^2 p_i} + \sum_{i \in I_2} \frac{1}{n^3 p_i^2} \lesssim \frac{k}{n \log k}. \quad (58)$$

It remains to bound the variance of the plug-in estimator. Note that

$$\text{var}[\mathcal{E}_2 | I_2] \leq \sum_{i: p_i > \frac{c_3 \log k}{n}} \text{var}[\phi(p_i) - \phi(\hat{p}_i)] \leq \sum_{i: p_i > \frac{c_3 \log k}{n}} \mathbb{E}(\phi(p_i) - \phi(\hat{p}_i))^2. \quad (59)$$

In view of the fact that  $\log x \leq x - 1$  and  $x \log x \geq x - 1$  for any  $x > 0$ , we have

$$\hat{p}_i - p_i = p_i \left( \frac{\hat{p}_i}{p_i} - 1 \right) \leq p_i \frac{\hat{p}_i}{p_i} \log \frac{\hat{p}_i}{p_i} = \hat{p}_i \log \frac{\hat{p}_i}{p_i} \leq \hat{p}_i \left( \frac{\hat{p}_i}{p_i} - 1 \right) = \hat{p}_i - p_i + \frac{(\hat{p}_i - p_i)^2}{p_i}.$$

Recall that  $\phi(p_i) - \phi(\hat{p}_i) = (p_i - \hat{p}_i) \log \frac{1}{p_i} + \hat{p}_i \log \frac{\hat{p}_i}{p_i}$ . Then, by triangle inequality,

$$\begin{aligned} (\phi(p_i) - \phi(\hat{p}_i))^2 &\leq 2(p_i - \hat{p}_i)^2 \log^2 \frac{1}{p_i} + 2 \left( \hat{p}_i \log \frac{\hat{p}_i}{p_i} \right)^2 \\ &\leq 2(p_i - \hat{p}_i)^2 \log^2 \frac{1}{p_i} + 4(\hat{p}_i - p_i)^2 + \frac{4(\hat{p}_i - p_i)^4}{p_i^2}. \end{aligned}$$

Taking expectation on both sides yields that

$$\mathbb{E}(\phi(p_i) - \phi(\hat{p}_i))^2 \leq \frac{2p_i}{n} \left( \log \frac{1}{p_i} \right)^2 + \frac{4p_i}{n} + \frac{12}{n^2} + \frac{4}{n^3 p_i}.$$

Plugging the above into (59) and summing over  $i$  such that  $p_i \geq \frac{c_3 \log k}{n}$ , we have

$$\text{var}[\mathcal{E}_2 | I_2] \lesssim \frac{(\log k)^2}{n} + \frac{k}{n^2} \quad (60)$$

where we used the fact that  $\sup_{P \in \mathcal{M}_k} \sum_{i=1}^k p_i \log^2 \frac{1}{p_i} \lesssim \log^2 k$ . Assembling (58)–(60) yields that

$$\mathbb{E}\mathcal{E}_2^2 \lesssim \left( \frac{k}{n \log k} \right)^2 + \frac{\log^2 k}{n}. \quad (61)$$

By assumption,  $\log n \leq C \log k$  for some constant  $C$ . Choose  $c_1 > c_2 > c_3 > 0$  such that  $c_1 - c_2 \log \frac{ec_1}{c_2} - 1 > C$  and  $c_3 + c_2 \log \frac{ec_2}{c_3} - 1 > C$  hold simultaneously, e.g.,  $c_1 = 4(C+1)$ ,  $c_2 = e^{-1}c_1$ ,  $c_3 = e^{-2}c_1$ , and  $c_0 \leq c_1$  satisfying the condition (56), e.g.,  $c_0 = \frac{1}{300c_1} \wedge c_1 \wedge 0.01$ . Plugging (55), (61), (48) and (49) into (52), we complete the proof.  $\square$

*Proof of Lemma 6.* First we compute  $\mathbb{E}(X)_m^2$ :

$$\begin{aligned} \mathbb{E}(X)_m^2 &= \sum_{x=0}^{\infty} \frac{e^{-\lambda} \lambda^x}{x!} \frac{x^2}{(x-m)!^2} = \sum_{j=0}^{\infty} \frac{e^{-\lambda} \lambda^{j+m} (j+m)!}{j!} \frac{j!}{j!} = \lambda^m m! \mathbb{E} \binom{X+m}{X} \\ &= \lambda^m m! \mathbb{E} \left[ \sum_{k=0}^m \binom{m}{k} \binom{X}{X-k} \right] = \lambda^m m! \sum_{k=0}^m \binom{m}{k} \frac{\mathbb{E}(X)_k}{k!} = \lambda^m m! \sum_{k=0}^m \binom{m}{k} \frac{\lambda^k}{k!}, \end{aligned} \quad (62)$$

where we have used  $\mathbb{E}(X)_k = \lambda^k$ . Therefore the variance of  $(X)_m$  is

$$\text{var}(X)_m = \lambda^m m! \sum_{k=0}^m \binom{m}{k} \frac{\lambda^k}{k!} - \lambda^{2m} = \lambda^m m! \sum_{k=0}^{m-1} \binom{m}{k} \frac{\lambda^k}{k!} \leq \lambda^m m! \sum_{k=0}^{m-1} \frac{(\lambda m)^k}{(k!)^2}.$$

The monotonicity of  $\lambda \mapsto \text{var}(X)_m$  follows from the equality part immediately. Since the maximal term in the summation is attained at  $k^* = \lfloor \sqrt{\lambda m} \rfloor$ , we have

$$\text{var}(X)_m \leq \lambda^m m! m \frac{(\lambda m)^{k^*}}{(k^*!)^2} \leq (\lambda m)^m \frac{(\lambda m)^{k^*}}{(k^*!)^2}$$

If  $\lambda m < 1$  then  $k^* = 0$  and  $\frac{(\lambda m)^{k^*}}{(k^*!)^2} = 1$ ; otherwise  $\lambda m \geq 1$  and hence  $\frac{\sqrt{\lambda m}}{2} < k^* \leq \sqrt{\lambda m}$ . Applying  $k^*! > \sqrt{2\pi k^*} \left(\frac{k^*}{e}\right)^{k^*}$  yields

$$\frac{(\lambda m)^{k^*}}{(k^*!)^2} \leq \frac{(\lambda m)^{k^*}}{2\pi \frac{\sqrt{\lambda m}}{2} \left(\frac{\lambda m}{4e^2}\right)^{k^*}} = \frac{(2e)^{2\sqrt{\lambda m}}}{\pi \sqrt{\lambda m}}. \quad \square$$

**Remark 7.** Note that the right-hand side of (62) coincides with  $\lambda^m m! L_m(-\lambda)$ , where  $L_m$  denotes the Laguerre polynomial of degree  $m$ . The term  $e^{\sqrt{\lambda m}}$  agrees with the sharp asymptotics of the Laguerre polynomial on the negative axis [Sze75, Theorem 8.22.3].

*Proof of Lemma 7.* It follows from Taylor's expansion of  $x \mapsto x \log x$  at  $x = 1$  that

$$x \log x = (x-1) + \frac{1}{2}(x-1)^2 - \frac{1}{6}(x-1)^3 + \frac{1}{3} \int_1^x \left(\frac{x}{t} - 1\right)^3 dt.$$

Hence it suffices to show  $0 \leq \int_1^x \left(\frac{x}{t} - 1\right)^3 dt \leq (x-1)^4$  for all  $x > 0$ . If  $x > 1$ , the conclusion is obvious since the integrand is always positive and no greater than  $(x-1)^3$ . If  $x < 1$ , we rewrite the integral as  $\int_x^1 \left(1 - \frac{x}{t}\right)^3 dt$ . Then the conclusion follows from the same reason that the integrand is always positive and at most  $(1-x)^3$ .  $\square$

## D Non-asymptotic risk bounds for the plug-in estimator

*Proof of Proposition 1.* Recall the worst-case quadratic risk of the plug-in estimator  $R_{\text{plug-in}}(k, n)$  defined in (5). We show that for any  $k \geq 2$  and  $n \geq 2$ ,

$$\left(\frac{k}{n} \wedge 1\right)^2 + \frac{\log^2 k}{n} \lesssim R_{\text{plug-in}}(k, n) \lesssim \left(\frac{k}{n}\right)^2 + \frac{\log^2(k \wedge n)}{n} \quad (63)$$

The second term of the lower bound follows from the minimax lower bound Proposition 2 which applies to all  $k$  and  $n$ . To prove the first term of lower bound, we take  $P$  as uniform distribution. We consider its bias here since squared bias is a lower bound for MSE. We denote the empirical distribution as  $\hat{P} = \frac{N}{n}$ . Applying Pinsker's inequality and Cauchy-Schwarz inequality, we obtain

$$\begin{aligned}\mathbb{E}(\hat{H}_{\text{plug-in}}(N) - H) &= -\mathbb{E}[D(\hat{P}||P)] \leq -2\mathbb{E}[(\text{TV}(\hat{P}, P))^2] \\ &\leq -2(\mathbb{E}[\text{TV}(\hat{P}, P)])^2 = -2\left(\frac{k}{2n}\mathbb{E}\left|N_1 - \frac{n}{k}\right|\right)^2,\end{aligned}$$

where  $N_1 \sim \text{Binomial}(n, \frac{1}{k})$ . From [BK13, Theorem 1], we know that  $\mathbb{E}\left|N_1 - \frac{n}{k}\right| = \frac{2n}{k}(1 - \frac{1}{k})^n$  when  $n < k$  and  $\mathbb{E}\left|N_1 - \frac{n}{k}\right| \geq \sqrt{\frac{n}{2k}}(1 - \frac{1}{k})$  when  $n \geq k$ . Therefore

$$\begin{aligned}-\mathbb{E}(\hat{H}_{\text{plug-in}}(N) - H) &\geq 2\left(1 - \frac{1}{k}\right)^{2n} \gtrsim 1, \quad n < k, \\ -\mathbb{E}(\hat{H}_{\text{plug-in}}(N) - H) &\geq \frac{k}{4n}\left(1 - \frac{1}{k}\right) \gtrsim \frac{k}{n}, \quad n \geq k.\end{aligned}$$

Consequently,

$$\mathbb{E}[(\hat{H}_{\text{plug-in}}(N) - H)^2] \geq [\mathbb{E}(\hat{H}_{\text{plug-in}}(N) - H)]^2 \gtrsim \left(\frac{k}{n} \wedge 1\right)^2$$

The upper bound of MSE follows from the upper bounds of bias and variance. The squared bias can be upper bounded by  $(\frac{k-1}{n})^2$  according to [Pan03, Proposition 1]. For the variance we apply Steele's inequality [Ste86]:

$$\text{var}[\hat{H}_{\text{plug-in}}] \leq \frac{n}{2}\mathbb{E}(\hat{H}_{\text{plug-in}}(N) - \hat{H}_{\text{plug-in}}(N'))^2, \quad (64)$$

where  $N'$  is the histogram of  $(X_1, \dots, X_{n-1}, X'_n)$  and  $X'_n$  is an independent copy of  $X_n$ . Let  $\tilde{N} = (\tilde{N}_1, \dots, \tilde{N}_k)$  be the histogram of  $X_1^{n-1}$ , then  $\tilde{N} \sim \text{Multinomial}(n-1, P)$  independently of  $X_n, X'_n$ . Hence, applying triangle inequality,

$$\begin{aligned}&\mathbb{E}(\hat{H}_{\text{plug-in}}(N) - \hat{H}_{\text{plug-in}}(N'))^2 \\ &= \mathbb{E}\left[\mathbb{E}\left[\left(\phi\left(\frac{\tilde{N}_{X_n} + 1}{n}\right) - \phi\left(\frac{\tilde{N}_{X_n}}{n}\right) + \phi\left(\frac{\tilde{N}_{X'_n}}{n}\right) - \phi\left(\frac{\tilde{N}_{X'_n} + 1}{n}\right)\right)^2 \middle| X_n, X'_n\right]\right] \\ &\leq 4\sum_{j=1}^k \mathbb{E}\left[\left(\phi\left(\frac{\tilde{N}_j + 1}{n}\right) - \phi\left(\frac{\tilde{N}_j}{n}\right)\right)^2\right] p_j = \frac{4}{n^2}\sum_{j=1}^k \mathbb{E}\left[\left(\tilde{N}_j \log(1 + \tilde{N}_j^{-1}) + \log\frac{\tilde{N}_j + 1}{n}\right)^2\right] p_j \\ &\leq \frac{8}{n^2} + \frac{8}{n^2}\sum_{j=1}^k \mathbb{E}\left[\log^2\frac{\tilde{N}_j + 1}{n}\right] p_j,\end{aligned} \quad (65)$$

where the last step follows from  $0 \leq x \log(1 + x^{-1}) \leq 1$  for all  $x > 0$ .

Now we rewrite and upper bound the last expectation:

$$\begin{aligned}\mathbb{E}\left[\log^2\frac{\tilde{N}_j + 1}{n}\right] &= \mathbb{E}\left[\log^2\frac{n}{\tilde{N}_j + 1}\mathbf{1}_{\{\tilde{N}_j \leq (n-1)p_j/2\}}\right] + \mathbb{E}\left[\log^2\frac{n}{\tilde{N}_j + 1}\mathbf{1}_{\{\tilde{N}_j > (n-1)p_j/2\}}\right] \\ &\leq (\log^2 n)\mathbb{P}\left[\tilde{N}_j \leq (n-1)p_j/2\right] + \log^2\frac{2n}{(n-1)p_j}.\end{aligned} \quad (66)$$

Applying Chernoff bound for Binomial tail [MU05, Theorem 4.5] and plugging into (65) then (64), we obtain

$$\begin{aligned}\text{var}\hat{H}_{\text{plug-in}} &\lesssim \frac{1}{n} + \frac{1}{n} \sum_{j=1}^k p_j (\log^2 p_j + \log^2 n \exp(-(n-1)p_j/8)) \\ &\lesssim \frac{\log^2 k}{n} + \frac{\log^2 n k}{n} = \frac{\log^2 k}{n} \left(1 + \frac{k \log^2 n}{n \log^2 k}\right)\end{aligned}$$

where we have used  $\sum_{i=1}^k p_i \log^2 p_i \lesssim \log^2 k$  and  $\sup_{x>0} x \exp(-(n-1)x/8) = \frac{8}{(n-1)e}$ . We know that  $\frac{k \log^2 n}{n \log^2 k} \lesssim 1$  when  $n \geq k$  and thus  $\text{var}\hat{H}_{\text{plug-in}} \lesssim \frac{\log^2 k}{n}$ . From [AK01, Remark (iv), p. 168] we also know that  $\text{var}\hat{H}_{\text{plug-in}}(N) \lesssim \frac{\log^2 n}{n}$  for all  $n$  and consequently  $\text{var}\hat{H}_{\text{plug-in}}(N) \lesssim \frac{\log^2(k \wedge n)}{n}$ .  $\square$

## E Moment matching and best polynomial approximation

In this appendix we discuss the relationship between moment matching and best polynomial approximation and, in particular, provide a short proof of (34). Let  $g$  be a continuous function on the interval  $[a, b]$ . Abbreviate by  $\hat{\mathcal{E}}^*$  the best uniform approximation error  $E_L(g, [a, b]) = \inf_{p \in \mathcal{P}_L} \sup_{x \in [a, b]} |g(x) - p(x)|$ .

Let  $\mathcal{S}_L = \{(X, X') \in [a, b]^2 : \mathbb{E}[X^j] = \mathbb{E}[X'^j], j = 1, \dots, L\}$ . For any polynomial  $p \in \mathcal{P}_L$ , we have

$$\begin{aligned}\mathcal{E}^* &\triangleq \sup_{(X, X') \in \mathcal{S}_L} \mathbb{E}[g(X)] - \mathbb{E}[g(X')] \\ &= \sup_{(X, X') \in \mathcal{S}_L} \mathbb{E}[g(X) - p(X)] - \mathbb{E}[g(X') - p(X')],\end{aligned}$$

and therefore by triangle inequality

$$\begin{aligned}\mathcal{E}^* &= \inf_{p \in \mathcal{P}_L} \sup_{(X, X') \in \mathcal{S}_L} \mathbb{E}[g(X) - p(X)] - \mathbb{E}[g(X') - p(X')] \\ &\leq 2 \inf_{p \in \mathcal{P}_L} \sup_{x \in [a, b]} |g(x) - p(x)| = 2E_L(g, [a, b]).\end{aligned}$$

For the achievability part, Chebyshev alternating theorem [PP11, Theorem 1.6] states that there exists a (unique) polynomial  $p^* \in \mathcal{P}_L$  and at least  $L + 2$  points  $a \leq x_1 < \dots < x_{L+2} \leq b$  and  $\alpha \in \{0, 1\}$  such that  $g(x_i) - p^*(x_i) = (-1)^{i+\alpha} \hat{\mathcal{E}}^*$ . Fix any  $l = 0, 1, \dots, L$ , define a Lagrange interpolation polynomial  $f_l(x) \triangleq \sum_{j=1}^{L+2} x_j^l \frac{\prod_{v \neq j} (x - x_v)}{\prod_{v \neq j} (x_j - x_v)}$  satisfying that  $f_l(x_j) = x_j^l$  for  $j = 1, \dots, L + 2$ . Since  $f_l$  has degree  $L + 1$ , it must be that  $f_l(x) = x^l$ . Note that the coefficient of  $x^{L+1}$  of polynomial  $f_l$  is 0, i.e.,  $\sum_i x_i^l b_i = 0$  where  $b_i \triangleq (\prod_{v \neq i} (x_i - x_v))^{-1}$ . Define  $w_i = \frac{2b_i}{\sum_j |b_j|}$ , then  $\sum_i |w_i| = 2$ . When  $l = 0$  then  $\sum_i b_i = 0$  so  $\sum_i w_i = 0$ . Note that  $w_i$  change signs alternatively. Construct discrete random variables  $X, X'$  with distributions  $\mathbb{P}[X = x_i] = |w_i|$  for  $i$  odd and  $\mathbb{P}[X' = x_i] = |w_i|$  for  $i$  even. Then  $(X, X') \in \mathcal{S}_L$ . The property of those  $L + 2$  points that  $g(x_i) - p^*(x_i) = (-1)^{i+\alpha} \hat{\mathcal{E}}^*$  yields that  $|\mathbb{E}[g(X) - p^*(X)] - \mathbb{E}[g(X') - p^*(X')]| = 2\hat{\mathcal{E}}^*$ .

**Remark 8.** Alternatively, the achievability part can be argued from an optimization perspective (zero duality gap, see [Lue69, Exercise 8.8.7, p. 236]), or using the Riesz representation of linear operators as in [DL93], which has been used in [LNS99] and [CL11].

## F Best polynomial approximation of the logarithm function

*Proof of Lemma 5.* Recall the best uniform polynomial approximation error  $E_m(f, I)$  defined in (17). Put  $E_m(f) \triangleq E_m(f, [-1, 1])$ . In the sequel we shall slightly abuse the notation by assuming that  $cL \in \mathbb{N}$ , for otherwise the desired statement holds with  $c$  replaced by  $c/2$ . Through simple linear transformation we see that  $E_{cL}(\log, [L^{-2}, 1]) = E_{cL}(f_L)$  where

$$f_L(x) = -\log\left(\frac{1+x}{2} + \frac{1-x}{2L^2}\right).$$

The difficulty in proving the desired

$$E_{cL}(f_L) \gtrsim 1 \tag{67}$$

lies in the fact that the approximand  $f_L$  changes with the degree  $L$ . In fact, the following asymptotic result has been shown in [Tim63, Section 7.5.3, p. 445]:  $E_L(\log(a-x)) = \frac{1+o(1)}{L\sqrt{a^2-1}(a+\sqrt{a^2-1})^L}$  for fixed  $a > 1$  and  $L \rightarrow \infty$ . In our case  $E_{cL}(f_L) = E_{cL}(\log(a-x))$  with  $a = \frac{1+L^{-2}}{1-L^{-2}}$ . The desired (67) would follow if one substituted this  $a$  into the asymptotic expansion of the approximation error, which, of course, is not a rigorous approach. To prove (67), we need non-asymptotic lower and upper bounds on the approximation error. There exist many characterizations of approximation error, such as Jackson's theorem, in term of various moduli of continuity of the approximand. Let  $\Delta_m(x) = \frac{1}{m}\sqrt{1-x^2} + \frac{1}{m^2}$  and define the following modulus of continuity for  $f$  (see, e.g., [PP11, Section 3.4]):

$$\tau_1(f, \Delta_m) = \sup\{|f(x) - f(y)| : x, y \in [-1, 1], |x - y| \leq \Delta_m(x)\}.$$

We first state the following bounds on  $\tau_1$  for  $f_L$ :

**Lemma 8** (Direct bound).

$$\tau_1(f_L, \Delta_m) \leq \log\left(\frac{2L^2}{m^2}\right), \quad \forall m \leq 0.1L. \tag{68}$$

**Lemma 9** (Converse bound).

$$\tau_1(f_L, \Delta_L) \geq 1, \quad \forall L \geq 10. \tag{69}$$

From [PP11, Theorem 3.13, Lemma 3.1] we know that  $E_m(f_L) \leq 100\tau_1(f_L, \Delta_m)$ . Therefore, for all  $c \leq 10^{-7} < 0.1$ , the direct bound in Lemma 8 gives us

$$\frac{1}{L} \sum_{m=1}^{cL} E_m(f_L) \leq \frac{100}{L} \sum_{m=1}^{cL} \log\left(\frac{2L^2}{m^2}\right) = 100c \log 2 + \frac{200}{L} \log \frac{L^{cL}}{(cL)!} < \frac{1}{400} - \frac{100}{L} \log(2\pi cL), \tag{70}$$

where the last inequality follows from Stirling's approximation  $n! > \sqrt{2\pi n}(n/e)^n$ . We apply the converse result for approximation in [PP11, Theorem 3.14] that

$$\tau_1(f_L, \Delta_L) \leq \frac{100}{L} \sum_{m=0}^L E_m(f_L), \tag{71}$$

where  $E_0(f_L) = \log L$ . Assembling (69)–(71), we obtain for all  $c \leq 10^{-7}$  and  $L > 10\vee(100 \times 400 \log \frac{1}{2\pi c})$ ,

$$\frac{1}{L} \sum_{m=cL+1}^L E_m(f_L) \geq \frac{1}{100} - \left( \frac{1}{L} E_0(f_L) + \frac{1}{L} \sum_{m=1}^{cL} E_m(f_L) \right) \geq \frac{1}{100} - \left( \frac{1}{400} + \frac{100 \log \frac{1}{2\pi c}}{L} \right) > \frac{1}{200}.$$

By definition, the approximation error  $E_m(f_L)$  is a decreasing function of the degree  $m$ . Therefore for all  $c \leq 10^{-7}$  and  $L > 4 \times 10^4 \log \frac{1}{2\pi c}$ ,

$$E_{cL}(f_L) \geq \frac{1}{L - cL} \sum_{m=cL+1}^L E_m(f_L) \geq \frac{1}{L} \sum_{m=cL+1}^L E_m(f_L) \geq \frac{1}{200}. \quad \square$$

**Remark 9.** From the direct bound Lemma 8 we know that  $E_{cL}(\log, [1/L^2, 1]) \lesssim 1$ . Therefore the bound (35) is in fact tight:  $E_{cL}(\log, [1/L^2, 1]) \asymp 1$ .

*Proof of Lemmas 8 and 9.* First we show (68). Note that

$$\tau_1(f_L, \Delta_m) = \sup_{x \in [-1, 1]} \sup_{y: |x-y| \leq \Delta_m(x)} |f_L(x) - f_L(y)|.$$

For fixed  $x \in [-1, 1]$ , to decide the optimal choice of  $y$  we need to consider whether  $\xi_1(x) \triangleq x - \Delta_m(x) \geq -1$  and whether  $\xi_2(x) \triangleq x + \Delta_m(x) \leq 1$ . Since  $\xi_1$  is convex,  $\xi_1(-1) < -1$  and  $\xi_1(1) > -1$ , then  $\xi_1(x) > -1$  if and only if  $x > x_m$ , where  $x_m$  is the unique solution to  $\xi_1(x) = -1$ , given by

$$x_m = \frac{m^2 - m^4 + \sqrt{-m^2 + 3m^4}}{m^2 + m^4}. \quad (72)$$

Note that  $\Delta_m$  is an even function and thus  $\xi_2(x) = -\xi_1(-x)$ . Then  $\xi_2(x) < 1$  if and only if  $x < -x_m$ .

Since  $f_L$  is strictly decreasing and convex, for fixed  $x$  and  $d > 0$  we have  $f_L(x-d) - f_L(x) > f_L(x) - f_L(x+d) > 0$  as long as  $-1 < x-d < x+d < 1$ . If  $m \geq 2$  since  $\xi_1(0) > -1$  then  $x_m < 0$  and  $-x_m > 0$ . Therefore

$$\tau_1(f_L, \Delta_m) = \sup_{x < x_m} \{f_L(x) - f_L(\xi_2(x))\} \vee \sup_{x < x_m} \{f_L(-1) - f_L(x)\} \vee \sup_{x \geq x_m} \{f_L(\xi_1(x)) - f_L(x)\}.$$

Note that the second term in the last inequality is dominated by the third term since  $f_L(\xi_1(x_m)) - f_L(x_m) = f_L(-1) - f_L(x_m) > f_L(-1) - f_L(x)$  for any  $x < x_m$ . Hence

$$\begin{aligned} \tau_1(f_L, \Delta_m) &= \sup_{x \in [-1, x_m)} \{f_L(x) - f_L(\xi_2(x))\} \vee \sup_{x \in [x_m, 1]} \{f_L(\xi_1(x)) - f_L(x)\} \\ &= \sup_{x \in [-1, x_m)} \{\log(1 + \beta_L(x))\} \vee \sup_{x \in [x_m, 1]} \{-\log(1 - \beta_L(x))\}, \end{aligned} \quad (73)$$

where  $\beta_L(x) \triangleq \frac{\Delta_m(x)}{x + \frac{L^2+1}{L^2-1}}$ . If  $m = 1$  we know that  $x_1 > 0$  and  $-x_1 < 0$  by (72), then

$$\tau_1(f_L, \Delta_m) = \sup_{x < x_m} \{f_L(x) - f_L(\xi_2(x) \wedge 1)\} \vee \sup_{x < x_m} \{f_L(-1) - f_L(x)\} \vee \sup_{x \geq x_m} \{f_L(\xi_1(x)) - f_L(x)\}.$$

Since  $f_L(\xi_2(x) \wedge 1) \geq f_L(\xi_2(x))$ , by the same argument, (73) remains a valid upper bound of  $\tau_1(f_L, \Delta_1)$ . Next we will show separately that the two terms in (73) both satisfy the desired upper bound.



For the first term in (73), note that

$$\beta_L(x) = \frac{\frac{1}{m}\sqrt{1-x^2} + \frac{1}{m^2}}{x+1 + \frac{2}{L^2-1}} \leq \frac{1}{m^2} \frac{L\sqrt{1-x^2} + 1}{(x+1) + \frac{2}{L^2}} = \frac{L^2}{m^2} \frac{\sqrt{1-x^2} + \frac{1}{L}}{L(x+1) + \frac{2}{L}}.$$

One can verify that  $\frac{\sqrt{1-x^2} + \frac{1}{L}}{L(x+1) + \frac{2}{L}} \leq 1$  for any  $x \in [-1, 1]$ . Therefore

$$\log(1 + \beta_L(x)) \leq \log\left(1 + \frac{L^2}{m^2}\right), \quad \forall x \in [-1, 1]$$

and, consequently,

$$\sup_{x \in [-1, x_m]} \{\log(1 + \beta_L(x))\} \leq \log\left(\frac{2L^2}{m^2}\right), \quad \forall m \leq L. \quad (74)$$

For the second term in (73), it follows from the derivative of  $\beta_L(x)$  that it is decreasing when  $x > \frac{1-L^2}{1+L^2}$ . From (72) we have  $x_m > \frac{1-m^2}{1+m^2}$  and hence  $x_m > \frac{1-L^2}{1+L^2}$  when  $m \leq L$ . So the supremum is achieved exactly at the left end of  $[x_m, 1]$ , that is:

$$\sup_{x \in [x_m, 1]} \{-\log(1 - \beta_L(x))\} = -\log(1 - \beta_L(x_m)) = \log\left(\frac{1+x_m}{2}L^2 + \frac{1-x_m}{2}\right).$$

From (72) we know that  $x_m \geq -1$  and  $x_m < -1 + \frac{3.8}{m^2}$ . Therefore  $\frac{1+x_m}{2} \leq 1$  and  $\frac{x_m+1}{2} < \frac{1.9}{m^2}$ . For  $m \leq 0.1L$ , we have

$$\sup_{x \in [x_m, 1]} \{-\log(1 - \beta_L(x))\} \leq \log\left(1 + \frac{1.9m^2}{L^2}\right) \leq \log\left(\frac{2m^2}{L^2}\right). \quad (75)$$

Plugging (74) and (75) into (73), we complete the proof of Lemma 8.

Next we prove (69). Recall that  $x_L - \Delta_L(x_L) = -1$ . By definition,

$$\tau_1(f_L, \Delta_L) \geq f_L(x_L - \Delta_L(x_L)) - f_L(x_L) = \log\left(\frac{1+x_L}{2}L^2 + \frac{1-x_L}{2}\right).$$

Using the close-form expression of  $x_L$  in (72) with  $m = L$ , we further obtain

$$\tau_1(f_L, \Delta_L) \geq \log\left(\frac{2L^2 + \sqrt{-L^2 + 3L^4}}{2(L^2 + 1)} + \frac{2L^4 - \sqrt{-L^2 + 3L^4}}{2(L^2 + L^4)}\right) \geq 1$$

when  $L \geq 10$ . □

## G Approximation error at the end points

We prove the claim in Remark 3. By Chebyshev alternating theorem [PP11, Theorem 1.6], the error function  $g(x) \triangleq P_L(x) - \phi(x)$  attains uniform approximation error (namely,  $\pm E_L(\phi)$ ) on at least  $L+2$  points with alternative change of signs; moreover, these points must be stationary points or endpoints. Taking derivatives,  $g'(x) = P'_L(x) + \log(ex)$  and  $g''(x) = \frac{xP'_L(x)+1}{x}$ . Since  $g''$  has at most  $L-1$  roots in  $(0, 1)$  and hence  $g'$  has at most  $L-1$  stationary points, the number of roots of  $g'$  and hence the number of stationary points of  $g$  in  $(0, 1)$  are at most  $L$ . Therefore the error at the ends points must be maximal, i.e.,  $|g(0)| = |g(1)| = E_L(\phi)$ . To determine the sign, note that  $g'(0) = -\infty$  then  $g(0)$  must be positive for otherwise the value of  $g$  at the first stationary point is below  $-E_L(\phi)$  which is a contradiction. Hence  $a_0 = g(0) = E_L(\phi)$ .

## Acknowledgment

It is a pleasure to thank Yury Polyanskiy for pointing out [VV10] and inspiring discussions in the early stage of the project, Tony Cai and Mark Low for many conversations on their result [CL11], R. Srikant for the pointers in [Lue69], and Jiantao Jiao for sharing his observation that the variance bound for the empirical entropy can be improved from  $\frac{\log^2 n}{n}$  to  $\frac{\log^2(k \wedge n)}{n}$ . The authors are also grateful to the Associate Editor and anonymous reviewers for helpful comments.

## References

- [AK01] András Antos and Ioannis Kontoyiannis. Convergence properties of functional estimates for discrete distributions. *Random Structures & Algorithms*, 19(3-4):163–193, 2001.
- [AOST15] Jayadev Acharya, Alon Orlitsky, Ananda Theertha Suresh, and Himanshu Tyagi. The complexity of estimating Rényi entropy. In *Proceedings of the Twenty-Sixth Annual ACM-SIAM Symposium on Discrete Algorithms*, pages 1855–1869. SIAM, 2015.
- [Bas59] G.P. Basharin. On a statistical estimate for the entropy of a sequence of independent random variables. *Theory of Probability & Its Applications*, 4(3):333–336, 1959.
- [BDKR05] Tugkan Batu, Sanjoy Dasgupta, Ravi Kumar, and Ronitt Rubinfeld. The complexity of approximating the entropy. *SIAM Journal on Computing*, 35(1):132–150, 2005.
- [Ber80] Joseph Berkson. Minimum chi-square, not maximum likelihood! (with discussion). *The Annals of Statistics*, pages 457–487, 1980.
- [BFSS02] Dietrich Braess, Jürgen Forster, Tomas Sauer, and Hans U Simon. How to achieve minimax expected Kullback-Leibler distance from an unknown finite distribution. In *Algorithmic Learning Theory*, pages 380–394. Springer, 2002.
- [BK13] Daniel Berend and Aryeh Kontorovich. A sharp estimate of the binomial mean absolute deviation with applications. *Statistics & Probability Letters*, 83(4):1254–1259, 2013.
- [BRCA09] Fabrício Benevenuto, Tiago Rodrigues, Meeyoung Cha, and Virgílio Almeida. Characterizing user behavior in online social networks. In *Proceedings of the 9th ACM SIGCOMM conference on Internet measurement conference*, pages 49–62, 2009.
- [Bre15] Guy Bresler. Efficiently learning ising models on arbitrary graphs. In *Proceedings of the Forty-Seventh Annual ACM on Symposium on Theory of Computing*, STOC ’15, pages 771–782, New York, NY, USA, 2015. ACM.
- [BS09] Suma Bhat and Richard Sproat. Knowing the unseen: estimating vocabulary size over unseen samples. In *Proceedings of the Joint Conference of the 47th Annual Meeting of the ACL and the 4th International Joint Conference on Natural Language Processing of the AFNLP: Volume 1*, pages 109–117, 2009.
- [BWM97] Michael J. Berry, David K. Warland, and Markus Meister. The structure and precision of retinal spike trains. *Proceedings of the National Academy of Sciences*, 94(10):5411–5416, 1997.

- [CK82] Imre Csiszár and János Körner. *Information Theory: Coding Theorems for Discrete Memoryless Systems*. Academic Press, Inc., 1982.
- [CL68] C.K. Chow and C.N. Liu. Approximating discrete probability distributions with dependence trees. *IEEE Trans. Inf. Theory*, 14(3):462–467, 1968.
- [CL05] T. T. Cai and M. G. Low. Nonquadratic estimators of a quadratic functional. *The Annals of Statistics*, 33(6):2930–2956, 2005.
- [CL11] T.T. Cai and M. G. Low. Testing composite hypotheses, Hermite polynomials and optimal estimation of a nonsmooth functional. *The Annals of Statistics*, 39(2):1012–1041, 2011.
- [DL91] David L. Donoho and Richard C. Liu. Geometrizing rates of convergence, II. *The Annals of Statistics*, 19:668–701, 1991.
- [DL93] Ronald A. DeVore and George G. Lorentz. *Constructive approximation*. Springer, 1993.
- [Dob58] R.L. Dobrushin. A statistical problem arising in the theory of detection of signals in the presence of noise in a multi-channel system and leading to stable distribution laws. *Theory of Probability & Its Applications*, 3(2):161–173, 1958.
- [dRvSLS<sup>+</sup>97] Rob R. de Ruyter van Steveninck, Geoffrey D. Lewen, Steven P. Strong, Roland Koberle, and William Bialek. Reproducibility and variability in neural spike trains. *Science*, 275(5307):1805–1808, 1997.
- [Efr82] Bradley Efron. Maximum likelihood and decision theory. *The Annals of Statistics*, 10(2):pp. 340–356, 1982.
- [ET76] Bradley Efron and Ronald Thisted. Estimating the number of unseen species: How many words did shakespeare know? *Biometrika*, 63(3):435–447, 1976.
- [FCW43] Ronald A Fisher, A Steven Corbet, and Carrington B Williams. The relation between the number of species and the number of individuals in a random sample of an animal population. *The Journal of Animal Ecology*, pages 42–58, 1943.
- [Goo53] Irwin J. Good. The population frequencies of species and the estimation of population parameters. *Biometrika*, 40(3-4):237–264, 1953.
- [Har75] B. Harris. The statistical estimation of entropy in the non-parametric case. In I Csiszár and P. Elias, editors, *Topics in Information Theory*, volume 16, pages 323–355. Springer Netherlands, 1975.
- [HJW15a] Yanjun Han, Jiantao Jiao, and Tsachy Weissman. Adaptive estimation of Shannon entropy. *arXiv:1502.00326*, 2015.
- [HJW15b] Yanjun Han, Jiantao Jiao, and Tsachy Weissman. Does Dirichlet prior smoothing solve the Shannon entropy estimation problem? *arXiv:1502.00327*, 2015.
- [INK87] I.A. Ibragimov, A.S. Nemirovskii, and R.Z. Khas'minskii. Some problems on non-parametric estimation in gaussian white noise. *Theory of Probability & Its Applications*, 31(3):391–406, 1987.

- [Jia14] J. Jiao. Private communication, Oct. 2014.
- [JPZ<sup>+</sup>13] Jiantao Jiao, Haim H Permuter, Lei Zhao, Young-Han Kim, and Tsachy Weissman. Universal estimation of directed information. *IEEE Trans. Inf. Theory*, 59(10):6220–6242, 2013.
- [JVHW14] Jiantao Jiao, Kartik Venkat, Yanjun Han, and Tsachy Weissman. Maximum likelihood estimation of functionals of discrete distributions. *arXiv:1406.6959v4*, 2014.
- [JVHW15] Jiantao Jiao, Kartik Venkat, Yanjun Han, and Tsachy Weissman. Minimax estimation of functionals of discrete distributions. *IEEE Transactions on Information Theory*, 61(5):2835–2885, 2015.
- [KWTV13] B.G. Kelly, A.B. Wagner, T. Tularak, and P. Viswanath. Classification of homogeneous data with large alphabets. *IEEE Transactions on Information Theory*, 59(2):782–795, 2013.
- [LC86] L. Le Cam. *Asymptotic methods in statistical decision theory*. Springer-Verlag, New York, NY, 1986.
- [LNS99] Oleg Lepski, Arkady Nemirovski, and Vladimir Spokoiny. On estimation of the  $L_r$  norm of a regression function. *Probability theory and related fields*, 113(2):221–253, 1999.
- [Lue69] David G. Luenberger. *Optimization by vector space methods*. John Wiley & Sons, 1969.
- [Mil55] George A. Miller. Note on the bias of information estimates. *Information theory in psychology: Problems and methods*, 2:95–100, 1955.
- [MS95] Zachary F Mainen and Terrence J Sejnowski. Reliability of spike timing in neocortical neurons. *Science*, 268(5216):1503–1506, 1995.
- [MU05] Michael Mitzenmacher and Eli Upfal. *Probability and computing: Randomized algorithms and probabilistic analysis*. Cambridge University Press, 2005.
- [Nem03] A. Nemirovski. On tractable approximations of randomly perturbed convex constraints. *Proceedings of the 42nd IEEE Conference on Decision and Control*, pages 2419–2422, 2003.
- [OSZ04] Alon Orlitsky, Narayana P Santhanam, and Junan Zhang. Universal compression of memoryless sources over unknown alphabets. *IEEE Transactions on Information Theory*, 50(7):1469–1481, 2004.
- [Pan03] Liam Paninski. Estimation of entropy and mutual information. *Neural Computation*, 15(6):1191–1253, 2003.
- [Pan04] Liam Paninski. Estimating entropy on  $m$  bins given fewer than  $m$  samples. *IEEE Transactions on Information Theory*, 50(9):2200–2203, 2004.
- [PGM<sup>+</sup>01] A. Porta, S. Guzzetti, N. Montano, R. Furlan, M. Pagani, A. Malliani, and S. Cerutti. Entropy, entropy rate, and pattern classification as tools to typify complexity in short heart period variability series. *IEEE Transactions on Biomedical Engineering*, 48(11):1282–1291, 2001.

- [PP11] Penco Petrov Petrushev and Vasil Atanasov Popov. *Rational approximation of real functions*. Cambridge University Press, 2011.
- [PW96] Nina T. Plotkin and Abraham J. Wyner. An entropy estimator algorithm and telecommunications applications. In *Maximum Entropy and Bayesian Methods*, volume 62 of *Fundamental Theories of Physics*, pages 351–363. Springer Netherlands, 1996.
- [QKC13] Christopher J Quinn, Negar Kiyavash, and Todd P Coleman. Efficient methods to compute optimal tree approximations of directed information graphs. *IEEE Trans. Signal Process.*, 61(12):3173–3182, 2013.
- [RBWvS99] Fred Rieke, William Bialek, David Warland, and Rob de Ruyter van Steveninck. *Spikes: Exploring the Neural Code*. The MIT Press, 1999.
- [Ste86] J Michael Steele. An efron-stein inequality for nonsymmetric statistics. *The Annals of Statistics*, pages 753–758, 1986.
- [Sto80] Charles J. Stone. Optimal rates of convergence for nonparametric estimators. *The Annals of Statistics*, 8(6):1348–1360, 1980.
- [Str85] Helmut Strasser. *Mathematical theory of statistics: Statistical experiments and asymptotic decision theory*. Walter de Gruyter, Berlin, Germany, 1985.
- [Sze75] G. Szegő. *Orthogonal polynomials*. American Mathematical Society, Providence, RI, 4th edition, 1975.
- [Tim63] Aleksandr Filippovich Timan. *Theory of approximation of functions of a real variable*. Pergamon Press, 1963.
- [Tsy09] A.B. Tsybakov. *Introduction to Nonparametric Estimation*. Springer Verlag, New York, NY, 2009.
- [Val08] Paul Valiant. Testing symmetric properties of distributions. In *Proceedings of the Fortieth Annual ACM Symposium on Theory of Computing, STOC '08*, pages 383–392, 2008.
- [VBB<sup>+</sup>12] Martin Vinck, Francesco P. Battaglia, Vladimir B. Balakirsky, A.J. Han Vinck, and Cyriel M.A. Pennartz. Estimation of the entropy based on its polynomial representation. *Physical Review E*, 85(5):051139, 2012.
- [VdV00] Aad W. Van der Vaart. *Asymptotic statistics*. Cambridge university press, Cambridge, United Kingdom, 2000.
- [VV10] Gregory Valiant and Paul Valiant. A CLT and tight lower bounds for estimating entropy. In *Electronic Colloquium on Computational Complexity (ECCC)*, volume 17, page 179, 2010.
- [VV11a] Gregory Valiant and Paul Valiant. Estimating the unseen: an  $n/\log(n)$ -sample estimator for entropy and support size, shown optimal via new CLTs. In *Proceedings of the 43rd annual ACM symposium on Theory of computing*, pages 685–694, 2011.

- [VV11b] Gregory Valiant and Paul Valiant. The power of linear estimators. In *Foundations of Computer Science (FOCS), 2011 IEEE 52nd Annual Symposium on*, pages 403–412. IEEE, 2011.
- [VV13] Paul Valiant and Gregory Valiant. Estimating the unseen: Improved estimators for entropy and other properties. In *Advances in Neural Information Processing Systems*, pages 2157–2165, 2013.
- [WKV09] Qing Wang, Sanjeev R Kulkarni, and Sergio Verdú. Universal estimation of information measures for analog sources. *Foundations and Trends in Communications and Information Theory*, 5(3):265–353, 2009.
- [WVK11] Aaron B Wagner, Pramod Viswanath, and Sanjeev R Kulkarni. Probability estimation in the rare-events regime. *IEEE Trans. Inf. Theory*, 57(6):3207–3229, 2011.
- [WY15a] Yihong Wu and Pengkun Yang. Chebyshev polynomials, moment matching, and optimal estimation of the unseen. *arXiv:1504.01227*, 2015.
- [WY15b] Yihong Wu and Pengkun Yang. Optimal entropy estimation on large alphabets via best polynomial approximation. In *Proceedings of 2015 IEEE International Symposium on Information Theory*, Hong Kong, China, Jun. 2015.
- [Yan16] Pengkun Yang. Optimal property estimation on large alphabets: fundamental limits and fast algorithms. Master’s thesis, University of Illinois at Urbana-Champaign, 2016.