

Singular dynamics of a q -difference Painlevé equation in its initial-value space

N. Joshi and S.B. Lobb

ABSTRACT. In this paper, we study the dynamics of solutions of a q -difference first Painlevé equation in the asymptotic limit as the independent variable approaches infinity. In particular, we consider the solutions in the initial-value space, after compactification and resolution of singularities, and show that the exceptional lines are repellers for the flow.

1. Introduction

We consider solutions of the q -difference equation

$$qP_I: \quad w_{n+1}w_{n-1} = \frac{w_n - 1/\xi}{w_n^2},$$

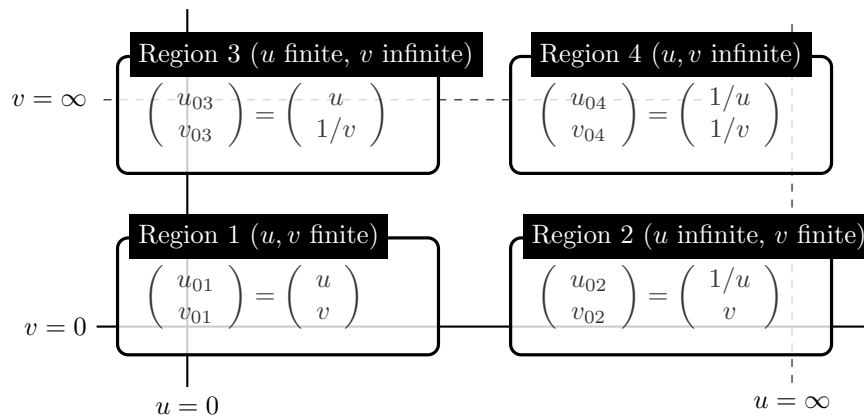
as $\xi \rightarrow \infty$, where $\xi = q^n \xi_0$, $w_n = w(\xi)$, $w_{n+1} = w(q\xi)$, $w_{n-1} = w(\xi/q)$ with $q \neq 0, 1$. Equation qP_I becomes the first Painlevé equation $P_I: y_{tt} = 6y^2 + t$, in a continuum limit [4]. In this paper, we study the solutions in the initial-value space \mathcal{S} defined by $\{(w_n, w_{n-1}) \in \mathbb{P}^1 \times \mathbb{P}^1\}$ resolved after blowing up 8 base points. In particular, we focus on the singular dynamics of the flow near divisors in this space.

For conciseness and convenience, we use the notation $\bar{w} = w_{n+1}$, $w = w_n$, and $\underline{w} = w_{n-1}$, and assume that q is given and fixed with $|q| > 1$. In this notation, qP_I becomes

$$\bar{w}\underline{w} = \frac{w - 1/\xi}{w^2}. \quad (1.1)$$

Our goal in this paper is to deduce information about the dynamics of the general solution of (1.1). The special cases where the solutions approach a steady state as $|\xi| \rightarrow \infty$ have been considered in other works [4, 6]. Nishioka [5] has studied the transcendental nature of the general solutions and found that they cannot be expressed in terms of basic or q -special functions that are defined as solutions of first-order or linear second-order difference equations. In this paper, we provide information about the qualitative behaviours of such general solutions.

Equation (1.1) can be considered as a mapping on the initial-value space \mathcal{S} . This point of view was originated by Sakai [7], who also showed that the space \mathcal{S} associated with Equation (1.1) is a rational surface of type $A_7^{(1)}$. We construct \mathcal{S} explicitly in this paper, in order to describe the flow in detail.

FIGURE 1. Regions of $\mathbb{P}^1 \times \mathbb{P}^1$.

The structure of the paper is as follows. In Section 2 we construct the initial-value space and identify the explicit coordinate charts to describe it completely; key points are illustrated here, while the full details are recorded in Appendix A. Section 3 provides information about the underlying geometry of the system, demonstrates its place in the classification of Sakai [7], and describes how the mapping acts on the irreducible components of the anticanonical divisor; the full details are included in Appendix B. In Section 4.2 we examine how the mapping acts on exceptional lines; the full details are included in Appendix C. We also construct approximate solutions near exceptional lines. Section 5 contains some concluding remarks.

2. Resolution of singularities

Equation (1.1) is a discrete dynamical system, which defines a function $w(t)$ by iterating a given pair of initial values (w, \underline{w}) forward to obtain \bar{w} or iterating (\bar{w}, w) backward to obtain \underline{w} . However, there exist points at which both numerator and denominator of the rational expression for the iterate simultaneously vanish. We call such points base points, following [1]. We consider Equation (1.1) as a dynamical system in $\mathbb{P}^1 \times \mathbb{P}^1$ and explicitly resolve base points to regularise its initial-value space. In this section, we construct all the charts explicitly at each stage of the resolution in order to study the solutions of Equation (1.1) in this space.

We define $u := w, v := \underline{w}$, then we have forward and backward evolution of u, v given by

$$\begin{cases} \bar{u} = \frac{u - 1/\xi}{u^2 v}, \\ \bar{v} = u, \end{cases} \quad \text{and} \quad \begin{cases} \underline{u} = v, \\ \underline{v} = \frac{v - q/\xi}{uv^2}. \end{cases} \quad (2.1)$$

There are four coordinate charts which cover the space $\mathbb{P}^1 \times \mathbb{P}^1$. They are shown in Figure 1. In what follows, we denote the coordinates by u_{ij}, v_{ij} , where i corresponds to the number of blow-ups and j corresponds to the chart.

The equations in the initial coordinate charts become:

$$\begin{aligned}
\text{Region 1: } & \begin{cases} \bar{u} = \frac{u_{01} - 1/\xi}{u_{01}^2 v_{01}}, \\ \bar{v} = u_{01}, \end{cases} & \text{and } & \begin{cases} \underline{u} = v_{01}, \\ \underline{v} = \frac{v_{01} - q/\xi}{u_{01} v_{01}^2}. \end{cases} & (2.2a) \\
\text{Region 2: } & \begin{cases} \bar{u} = \frac{u_{02}(1 - u_{02}/\xi)}{v_{02}}, \\ \bar{v} = \frac{1}{u_{02}}, \end{cases} & \text{and } & \begin{cases} \underline{u} = v_{02}, \\ \underline{v} = \frac{u_{02}(v_{02} - q/\xi)}{v_{02}^2}. \end{cases} & (2.2b) \\
\text{Region 3: } & \begin{cases} \bar{u} = \frac{(u_{03} - 1/\xi)v_{03}}{u_{03}^2}, \\ \bar{v} = u_{03}, \end{cases} & \text{and } & \begin{cases} \underline{u} = \frac{1}{v_{03}}, \\ \underline{v} = \frac{v_{03}(1 - qv_{03}/\xi)}{u_{03}}. \end{cases} & (2.2c) \\
\text{Region 4: } & \begin{cases} \bar{u} = \frac{u_{04}v_{04}(1 - u_{04}/\xi)}{1}, \\ \bar{v} = \frac{1}{u_{04}}, \end{cases} & \text{and } & \begin{cases} \underline{u} = \frac{1}{v_{04}}, \\ \underline{v} = \frac{u_{04}v_{04}(1 - qv_{04}/\xi)}{1}. \end{cases} & (2.2d)
\end{aligned}$$

In Region 1, we have 2 base points:

$$b_1 : \begin{pmatrix} u_{01} \\ v_{01} \end{pmatrix} = \begin{pmatrix} 1/\xi \\ 0 \end{pmatrix}, \quad \text{and} \quad b_2 : \begin{pmatrix} u_{01} \\ v_{01} \end{pmatrix} = \begin{pmatrix} 0 \\ q/\xi \end{pmatrix}. \quad (2.3)$$

In Region 2, we have one base point

$$b_3 : \begin{pmatrix} u_{02} \\ v_{02} \end{pmatrix} = \begin{pmatrix} 0 \\ 0 \end{pmatrix}. \quad (2.4)$$

In this region, there appears to be an additional base point at $u_{02} = \xi$, $v_{02} = 0$. However, after changing variables to Region 1, it becomes clear that this is actually the base point already found in that region and we do not need to consider this again separately in Region 2.

The case of Region 3 is similar to that of Region 2: we have also one base point:

$$b_4 : \begin{pmatrix} u_{03} \\ v_{03} \end{pmatrix} = \begin{pmatrix} 0 \\ 0 \end{pmatrix}. \quad (2.5)$$

Again there appears to be an additional base point at $u_{03} = 0$, $v_{03} = \xi/q$, but this is a base point already found in Region 1, and so we do not need to consider it in Region 3. In Region 4 there are no base points.

These base points are drawn schematically in Figure 2.

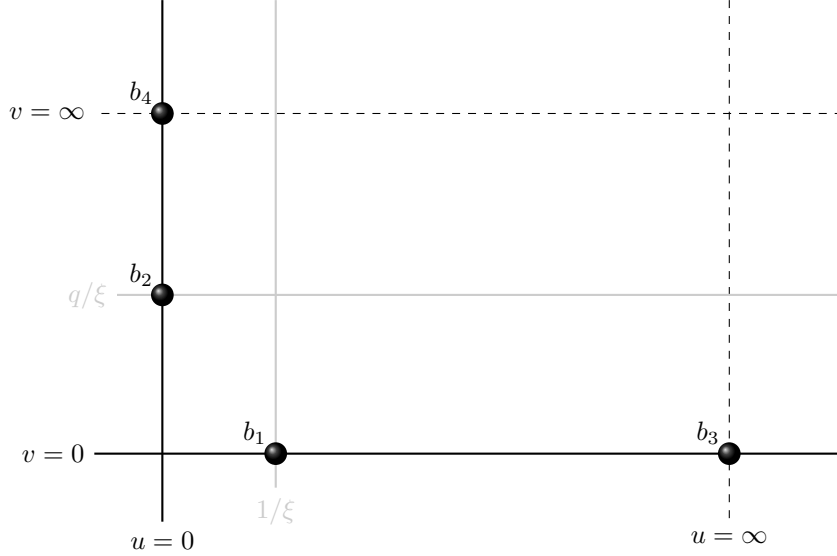


FIGURE 2. Configuration of base points.

We recall here that blowing up a base point at (α, β) means that we define new coordinates $\tilde{u} = (u - \alpha)/(v - \beta)$, $\tilde{v} = v - \beta$, or $\hat{u} = (u - \alpha)$, $\hat{v} = (v - \beta)/(u - \alpha)$, which has the effect of replacing the problematic point (α, β) by a line. In the first (or $\tilde{\cdot}$) coordinate chart, this line is parametrized by the variable \tilde{u} and given by $\tilde{v} = 0$, whilst in the second (or $\hat{\cdot}$) coordinate chart, the line is parametrized by \hat{v} and given by $\hat{u} = 0$. The new line $\tilde{v} = 0$ or $\hat{u} = 0$ is called an exceptional line and has negative self-intersection number given by -1 . Each time a point on a line ℓ_j is blown up, the self-intersection number of this line decreases by one. For this and other standard constructions of algebraic geometry, the reader is referred to [3].

2.1. Blow up of base points b_1 and b_2 . Consider the base point b_1 . The blow-up operation is equivalent to defining new coordinates

$$\begin{pmatrix} u_{11} \\ v_{11} \end{pmatrix} = \begin{pmatrix} (u_{01} - 1/\xi)/v_{01} \\ v_{01} \end{pmatrix} \Rightarrow \begin{pmatrix} u_{01} \\ v_{01} \end{pmatrix} = \begin{pmatrix} u_{11}v_{11} + 1/\xi \\ v_{11} \end{pmatrix}. \quad (2.6)$$

In these coordinates, the point b_1 becomes the line $v_{11} = 0$, with u_{11} free.

Accompanying this, we have a second coordinate chart

$$\begin{pmatrix} u_{12} \\ v_{12} \end{pmatrix} = \begin{pmatrix} u_{01} - 1/\xi \\ v_{01}/(u_{01} - 1/\xi) \end{pmatrix} \Rightarrow \begin{pmatrix} u_{01} \\ v_{01} \end{pmatrix} = \begin{pmatrix} u_{12} + 1/\xi \\ u_{12}v_{12} \end{pmatrix}, \quad (2.7)$$

where b_1 is seen as the line $u_{12} = 0$ with v_{12} free (note that $v_{12} = 1/u_{11}$). The line defined by $v_{11} = 0$ in the first chart, or equivalently $u_{12} = 0$ in the second chart, is called the exceptional line, and we will label it E_1 , since it is the blow-up of the point b_1 . The equations for \bar{u}, \bar{v} in the first and second coordinate chart respectively become

$$\begin{cases} \bar{u} = \frac{u_{11}}{(u_{11}v_{11} + 1/\xi)^2}, \\ \bar{v} = u_{11}v_{11} + 1/\xi, \end{cases} \quad \text{and} \quad \begin{cases} \bar{u} = \frac{1}{(u_{12} + 1/\xi)^2 v_{12}}, \\ \bar{v} = u_{12} + 1/\xi. \end{cases} \quad (2.8)$$

We see that there are no more points at which \bar{u}, \bar{v} are undefined, and the initial-value space is resolved at the base point b_1 .

With the addition of this new coordinate, at the point b_1 the system splits into an exceptional line E_1 , together with the strict transform of the equations, the expressions given in (2.8).

The process is analogous for the base point b_2 , from which backward iteration is undefined; we add another copy of \mathbb{P}^1 , and the system splits into an exceptional line E_2 , together with transformed equations as given in §A.2 of Appendix A.

2.2. Blow up of base points b_3 and b_4 . Consider the base point b_3 . Both forward and backward iterations from this point are undefined, but we proceed in exactly the same way as in the cases of b_1 and b_2 , adding a copy of \mathbb{P}^1 , and seeing the system split into an exceptional line E_3 together with the strict transform of the equations. Explicitly, the first of the new charts has coordinates defined by

$$\begin{pmatrix} u_{31} \\ v_{31} \end{pmatrix} = \begin{pmatrix} u_{02}/v_{02} \\ v_{02} \end{pmatrix} \Rightarrow \begin{pmatrix} u_{02} \\ v_{02} \end{pmatrix} = \begin{pmatrix} u_{31}v_{31} \\ v_{31} \end{pmatrix}, \quad (2.9)$$

and the system becomes

$$\begin{cases} \bar{u} = u_{31}(1 - u_{31}v_{31}/\xi), \\ \bar{v} = \frac{1}{u_{31}v_{31}}, \end{cases} \quad \text{and} \quad \begin{cases} \underline{u} = v_{31}, \\ \underline{v} = \frac{u_{31}(v_{31} - q/\xi)}{v_{31}}, \end{cases} \quad (2.10)$$

together with the exceptional line E_3 defined by $v_{31} = 0$. Under forward iteration there are no new base points; the only point of indeterminacy arises in the second chart (where u_{31} becomes infinite), but that is easily seen to be exactly b_1 on transforming back to original coordinates. So the problem of indeterminacy under forward iteration is resolved. Under backward iteration, however, \underline{v} is undetermined at the point

$$b_5 : \begin{pmatrix} u_{31} \\ v_{31} \end{pmatrix} = \begin{pmatrix} 0 \\ 0 \end{pmatrix}. \quad (2.11)$$

The process is analogous for the base point b_4 , where we find another base point b_6 under forward iteration. The details are given in Appendix A.

2.3. Blow up of remaining base points $b_i, i = 5, \dots, 8$. The points b_5 and b_6 can be blown up in the same fashion. We have then found all apparent base points that can be seen from looking at the forward and backward shifts of the equation. However, the initial-value space is not yet fully resolved. While we do not see any more points of indeterminacy by looking at the equation, if we look at how the exceptional lines are mapped under forward and backward iteration, we note that E_2 is sent under forward iteration to a point on E_5 , and E_1 is sent under backward iteration to a point on E_6 . This provides the missing base points b_7 and b_8 . These can be blown up to obtain a fully resolved initial-value space, which is a compact smooth rational surface X .

The explicit coordinate charts for all of the blow-ups is contained in Appendix A, and the final configuration of exceptional lines can be displayed as in Figure 3, where H_u denotes a line where u is constant, and similarly H_v denotes a line where v is constant.

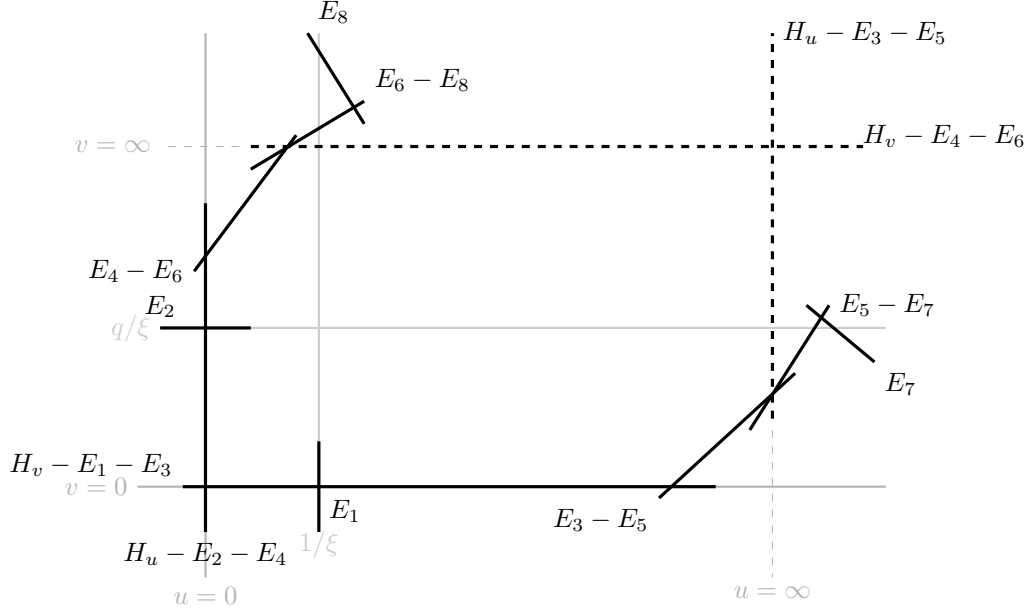


FIGURE 3. Configuration of exceptional lines after 8 blow-ups.

3. Divisors and the root lattice

In this section we construct the unique decomposition of the anticanonical divisor into irreducible components. This will consist of curves of self-intersection number -2 , in the initial-value space, and we will consider the dynamics of (1.1) near such curves. This construction also allows us to see the Dynkin diagram associated with Equation (1.1), and thus see where the system sits in the classification of Sakai [7].

3.1. Divisors. The components H_u, H_v , and E_i for $i = 1, \dots, 8$ form the standard basis of the Picard group $\text{Pic}(X)$ [3]. This is equipped with a symmetric bilinear form (\cdot, \cdot) on elements of $\text{Pic}(X)$ given by the rules

- (1) $(H_u, H_u) = (H_v, H_v) = (H_u, E_i) = (H_v, E_i) = 0$,
- (2) $(H_u, H_v) = 1$,
- (3) $(E_i, E_j) = -\delta_{ij}$.

This defines the intersection number of any 2 curves in $\text{Pic}(X)$. We look for the preimages of the lines H_u, H_v with respect to the blow-up. We have the following

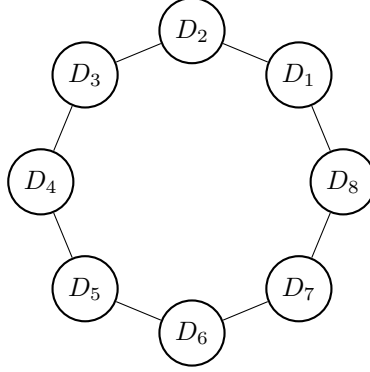


FIGURE 4. Dynkin diagram corresponding to divisors.

8 curves with self-intersection -2 , which we will denote by D_i :

$$\begin{aligned}
 D_1 &:= H_v - E_1 - E_3, \\
 D_2 &:= E_3 - E_5, \\
 D_3 &:= E_5 - E_7, \\
 D_4 &:= H_u - E_3 - E_5, \\
 D_5 &:= H_v - E_4 - E_6, \\
 D_6 &:= E_6 - E_8, \\
 D_7 &:= E_4 - E_6, \\
 D_8 &:= H_u - E_2 - E_4.
 \end{aligned}$$

On summation, these D_i form the anticanonical divisor $-K_X = 2H_u + 2H_v - \sum_{i=1}^8 E_i$.

To see how the D_i intersect, if we define $A_{ij} := 2(D_i, D_j)/(D_j, D_j)$, we can express the information in a generalised Cartan matrix $A := (A_{ij})_{i,j=1}^8$ given by

$$A = \begin{pmatrix} 2 & -1 & 0 & 0 & 0 & 0 & 0 & -1 \\ -1 & 2 & -1 & 0 & 0 & 0 & 0 & 0 \\ 0 & -1 & 2 & -1 & 0 & 0 & 0 & 0 \\ 0 & 0 & -1 & 2 & -1 & 0 & 0 & 0 \\ 0 & 0 & 0 & -1 & 2 & -1 & 0 & 0 \\ 0 & 0 & 0 & 0 & -1 & 2 & -1 & 0 \\ 0 & 0 & 0 & 0 & 0 & -1 & 2 & -1 \\ -1 & 0 & 0 & 0 & 0 & 0 & -1 & 2 \end{pmatrix}.$$

Labelling the divisors D_i with a node, joined with a line if they intersect, we get the Dynkin diagram of $A_7^{(1)}$, shown in Figure 4.

3.2. Symmetries of the system. It is possible from here to find the symmetries of the system by constructing vectors orthogonal to the divisors D_1, \dots, D_8 , and defining corresponding actions which leave the set of divisors invariant. To find vectors orthogonal to the D_i , we consider a vector of general form

$$\alpha := \alpha_u H_u + \alpha_v H_v + \sum_{i=1}^8 \alpha_i E_i, \tag{3.1}$$

and require that $(\alpha, D_i) = 0$ for all $i = 1, \dots, 8$. Note that by the defining rules of the bilinear form,

$$\left\{ \begin{array}{l} (\alpha, D_1) = \alpha_u + \alpha_1 + \alpha_3, \\ (\alpha, D_2) = -\alpha_3 + \alpha_5, \\ (\alpha, D_3) = -\alpha_5 + \alpha_7, \\ (\alpha, D_4) = \alpha_v + \alpha_3 + \alpha_5, \\ (\alpha, D_5) = \alpha_u + \alpha_4 + \alpha_6, \\ (\alpha, D_6) = -\alpha_6 + \alpha_8, \\ (\alpha, D_7) = -\alpha_4 + \alpha_6, \\ (\alpha, D_8) = \alpha_v + \alpha_2 + \alpha_4. \end{array} \right. \quad (3.2)$$

Then we have

$$\alpha_3 = \alpha_5 = \alpha_7 =: a, \quad (3.3)$$

$$\alpha_4 = \alpha_6 = \alpha_8 =: b, \quad (3.4)$$

and hence

$$\alpha_u = -2b, \quad (3.5)$$

$$\alpha_v = -2a, \quad (3.6)$$

$$\alpha_1 = 2b - a, \quad (3.7)$$

$$\alpha_2 = 2a - b. \quad (3.8)$$

Thus α becomes

$$\alpha = a(-2H_v - E_1 + 2E_2 + E_3 + E_5 + E_7) + b(-2H_u + 2E_1 - E_2 + E_4 + E_6 + E_8) =: aF_1 + bF_2. \quad (3.9)$$

The new vectors F_1, F_2 intersect in the following way: if we define $B_{i,j} := 2(F_i, F_j)/(F_j, F_j)$, we can express the information in the generalised Cartan matrix $B := (B_{ij})_{i,j=1}^2$ given by

$$B = \begin{pmatrix} 2 & -2 \\ -2 & 2 \end{pmatrix}. \quad (3.10)$$

This can be displayed as the Dynkin diagram shown in Figure 5, and it corresponds to the root lattice $A_1^{(1)}$.

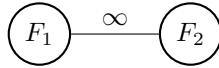


FIGURE 5. Dynkin diagram corresponding to orthogonal vectors.

For each vector F_i , we define an action on an element $x \in \text{Pic}(X)$ as follows:

$$\begin{aligned} w_{F_i}(x) &:= x - 2 \frac{(x, F_i)}{(F_i, F_i)} F_i \\ &= x + \frac{1}{4} (x, F_i) F_i. \end{aligned} \quad (3.11)$$

The action of w_{F_1} on $\text{Pic}(X)$ is

$$w_{F_1} \begin{pmatrix} H_u \\ H_v \\ E_1 \\ E_2 \\ E_3 \\ E_4 \\ E_5 \\ E_6 \\ E_7 \\ E_8 \end{pmatrix} = \begin{pmatrix} 1 & 1 & 1/2 & -1 & -1/2 & 0 & -1/2 & 0 & -1/2 & 0 \\ 0 & 1 & 0 & 0 & 0 & 0 & 0 & 0 & 0 & 0 \\ 0 & -1/2 & 3/4 & 1/2 & 1/4 & 0 & 1/4 & 0 & 1/4 & 0 \\ 0 & 1 & 1/2 & 0 & -1/2 & 0 & -1/2 & 0 & -1/2 & 0 \\ 0 & 1/2 & 1/4 & -1/2 & 3/4 & 0 & -1/4 & 0 & -1/4 & 0 \\ 0 & 0 & 0 & 0 & 0 & 1 & 0 & 0 & 0 & 0 \\ 0 & 1/2 & 1/4 & -1/2 & -1/4 & 0 & 3/4 & 0 & -1/4 & 0 \\ 0 & 0 & 0 & 0 & 0 & 0 & 0 & 1 & 0 & 0 \\ 0 & 1/2 & 1/4 & -1/2 & -1/4 & 0 & -1/4 & 0 & 3/4 & 0 \\ 0 & 0 & 0 & 0 & 0 & 0 & 0 & 0 & 0 & 1 \end{pmatrix} \begin{pmatrix} H_u \\ H_v \\ E_1 \\ E_2 \\ E_3 \\ E_4 \\ E_5 \\ E_6 \\ E_7 \\ E_8 \end{pmatrix}, \quad (3.12)$$

and the action of w_{F_2} on $\text{Pic}(X)$ is

$$w_{F_2} \begin{pmatrix} H_u \\ H_v \\ E_1 \\ E_2 \\ E_3 \\ E_4 \\ E_5 \\ E_6 \\ E_7 \\ E_8 \end{pmatrix} = \begin{pmatrix} 1 & 0 & 0 & 0 & 0 & 0 & 0 & 0 & 0 & 0 \\ 1 & 1 & -1 & 1/2 & 0 & -1/2 & 0 & -1/2 & 0 & -1/2 \\ 1 & 0 & 0 & 1/2 & 0 & -1/2 & 0 & -1/2 & 0 & -1/2 \\ -1/2 & 0 & 1/2 & 3/4 & 0 & 1/4 & 0 & 1/4 & 0 & 1/4 \\ 0 & 0 & 0 & 0 & 1 & 0 & 0 & 0 & 0 & 0 \\ 1/2 & 0 & -1/2 & 1/4 & 0 & 3/4 & 0 & -1/4 & 0 & -1/4 \\ 0 & 0 & 0 & 0 & 0 & 0 & 1 & 0 & 0 & 0 \\ 1/2 & 0 & -1/2 & 1/4 & 0 & -1/4 & 0 & 3/4 & 0 & -1/4 \\ 0 & 0 & 0 & 0 & 0 & 0 & 0 & 0 & 1 & 0 \\ 1/2 & 0 & -1/2 & 1/4 & 0 & -1/4 & 0 & -1/4 & 0 & 3/4 \end{pmatrix} \begin{pmatrix} H_u \\ H_v \\ E_1 \\ E_2 \\ E_3 \\ E_4 \\ E_5 \\ E_6 \\ E_7 \\ E_8 \end{pmatrix}. \quad (3.13)$$

Note that the action of w_{F_i} on each of the D_i is the identity, i.e.,

$$w_{F_i}(D_j) = D_j \quad \forall i = 1, 2; \quad j = 1, \dots, 8, \quad (3.14)$$

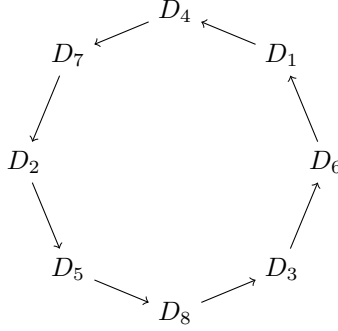
and taking either of these actions to the second power gives the identity, so the w_{F_i} are indeed reflections; the span of these reflections forms the affine Weyl group W . Including a Dynkin automorphism $\sigma : F_1 \leftrightarrow F_2$, we obtain the extended affine Weyl group \bar{W} . Note that the action $(w_{F_2}w_{F_1})^4$ has the same effect on the elements of the Picard group as does the 8th power of the mapping (1.1). That is, if we denote the operation of forward shift in the discrete time variable by φ , we have

$$\varphi^8(K) = (w_{F_2}w_{F_1})^4 K, \quad (3.15)$$

for K an element of the Picard group.

4. Dynamics near divisors

4.1. Dynamics near the irreducible components D_i . The set D_1, \dots, D_8 is closed under the action of φ , i.e., the action determined by qP_1 under forward iteration in time; the evolution of the divisors under forward iterations is computed in Appendix B, and shown in Figure 6.

FIGURE 6. Action of φ on divisors.

From a starting point near a divisor D_i , one is immediately sent away from that divisor to another D_j in a different region. However, after 8 time-steps one returns to near the first divisor. For example, suppose that at some $\xi = \xi_0$ we are near the divisor D_1 ; i.e., we are near the line $v_{01} = 0$, so that $v_{01}(\xi_0) = \delta v'_{01}(\xi_0) + O(\delta^2)$ for some finite $v'_{01}(\xi_0)$, and some small $0 < \delta \ll 1$. After making a complete orbit (8 time-steps), it can be shown that

$$\begin{cases} u_{01}(q^8 \xi_0) & \sim -\frac{u_{01}(\xi_0)}{q^{14} \xi_0^3}, \\ v_{01}(q^8 \xi_0) & \sim \delta \frac{v'_{01}(\xi_0) (q^6 \xi_0^2 + u_{01}(\xi_0))}{q^2 \xi_0 (\xi_0 u_{01}(\xi_0) - 1)}. \end{cases} \quad (4.1)$$

So for fixed ξ_0 , after 8 time steps we return to near the divisor D_1 , although not near exactly the same point from which we started; the value of the coordinate u_{01} has changed significantly provided $|q|$ is not close to unity. The evolution is only periodic on the level of the set D_1, \dots, D_8 .

4.2. Dynamics near remaining exceptional lines. In this section, we consider the dynamics of equation (1.1) near the exceptional lines E_1, E_2, E_7, E_8 . As calculated in Appendix C, we have the following behaviour under forward iteration

$$E_2 \rightarrow E_7 \rightarrow E_8 \rightarrow E_1 \rightarrow H_v - E_2, \quad (4.2)$$

and under backward iteration we have

$$H_u - E_1 \leftarrow E_2 \leftarrow E_7 \leftarrow E_8 \leftarrow E_1. \quad (4.3)$$

Here $H_v - E_2$ is the proper transform of line $v = 1/\xi$, and $H_u - E_1$ is the proper transform of the line $u = q/\xi$. This means that under forward and backward iterations of this chain, we are sent eventually to regular points. There is one special case: under the assumptions given for ξ above, $(u_{11}, v_{11}) = (0, 0)$ on E_1 is mapped under forward iteration to the point $(u_{22}, v_{22}) = (0, 0)$ on E_2 (and similarly $(u_{22}, v_{22}) = (0, 0)$ on E_2 is mapped under backward iteration to the point $(u_{11}, v_{11}) = (0, 0)$ on E_1). This point is mapped through the chain (4.2) once more, before emerging into regular space.

The limit in which we approach an exceptional line competes with the limit $\xi \rightarrow \infty$, or if we define the variable $t := 1/\xi$, the limit will be $t \rightarrow 0$. In the following subsection, we describe solutions of the system (2.1) in three different asymptotic

regions in a neighbourhood of E_1 in this singular limit. An equivalent analysis can be carried out near E_2 .

4.3. Approximations near E_1 . In this section, we describe three different asymptotic regions that occur near E_1 : (i) the initial values approach E_1 arbitrarily closely, whilst t is fixed; (ii) they remain a bounded distance away from E_1 , while $t \rightarrow 0$; and, (iii) the initial values arbitrarily approach E_1 simultaneously with $t \rightarrow 0$. The additional regions arise because the dynamical system in the chart (u_{11}, v_{11}) (or equivalently (u_{12}, v_{12})) is singular in t .

The existence of multiple asymptotic regions is typical for singular asymptotic problems. Here, we describe leading-order results, which allow us to deduce dynamics in each region. A complete analysis of solutions requires us to carry out asymptotic matching of the solutions across the boundaries of these regions, which is outside the scope of this paper.

4.3.1. First region. Assume t is small but fixed while $v_{11} \rightarrow 0$. In particular, suppose $t_0 \neq 0$ is given sufficiently small and that $0 < \rho \in \mathbb{R}$, with $t \in D_\rho(t_0) := \{t \mid |t - t_0| < \rho\}$, where $0 \notin D_\rho(t_0)$. We assume that $t := t_0 q^{-(n-n_0)}$ with $n > n_0 \gg 1$, such that $|n - n_0| \ll n_0$. In other words, we are considering a sequence of iterates t_n starting with t_0 that lie in the interior of the disk $D_\rho(t_0)$.

As the initial value of v_{11} becomes arbitrarily small, we have

$$\begin{cases} \bar{u}_{11} &= \frac{u_{11} - t(t + u_{11}v_{11})^2/q}{(t + u_{11}v_{11})^3} = \frac{u_{11}}{t^3} - \frac{1}{q} + \mathcal{O}(v_{11}), \\ \bar{v}_{11} &= t + u_{11}v_{11} = t + \mathcal{O}(v_{11}), \end{cases} \quad (4.4)$$

and

$$\begin{cases} \underline{u}_{11} &= \frac{(t + u_{11}v_{11})v_{11}^2}{-qt + v_{11}} = tv_{11}^2 + \mathcal{O}(v_{11}), \\ \underline{v}_{11} &= \frac{(t + u_{11}v_{11})v_{11}^2}{(t + u_{11}v_{11})v_{11}^2} = -\frac{q}{v_{11}^2} + \mathcal{O}(1/v_{11}). \end{cases} \quad (4.5)$$

The equivalent system for \bar{u}, \bar{v} is studied in Appendix C by expanding around an initial value in this region. These results map v_{11} away from E_1 to $H_v - E_2$, as shown in Appendix C, which is a regular domain so long as t remains fixed away from 0.

To build information about the complex limit set of the solution in the initial-value space, we need to estimate and relate the size of a polydisk in the (u_{11}, v_{11}) -plane to its image in $(\bar{u}_{11}, \bar{v}_{11})$. One method of obtaining such an estimate is to solve the leading order equations (4.4). However, the definition of the asymptotic region (i) is no longer valid when we iterate the equation, because $\bar{v}_{11} \sim t$ is not arbitrarily small and, therefore, leading-order solutions of the system are not asymptotic valid in Region (i), unless we move to Region (iii), where $t \rightarrow 0$.

Nevertheless, we can use bounds on the right side of Equations (4.4), to estimate $(\bar{u}_{11}, \bar{v}_{11})$. We assume that for $t \in D_\rho(t_0)$, there exists $0 < R_1, 0 < \delta < 1/2$, such that

$$\mathcal{D}_{R_1, \delta} = \{(u_{11}, v_{11}) \mid |u_{11} - u_{11}(t_0)| \leq R_1, |v_{11}| \leq \delta\}.$$

For such initial values, there exists $0 < \alpha, 0 < \beta$ such that $\mathcal{D}_{R_1, \delta}$ is mapped to the polydisk

$$\left| \bar{u}_{11} - \frac{u_{11}(t_0)}{t_0^3} + \frac{1}{q} \right| \leq \alpha \delta, \quad |\bar{v}_{11} - t_0| \leq \beta \delta. \quad (4.6)$$

We remark that such estimates in neighbourhoods of all exceptional lines can be obtained. The chain of estimates for each row in Table 1 can be stitched together to

analyse the global limit set of solutions. However, we relinquish further discussion of estimates to a later paper, due to limitations of space here.

4.3.2. *Second region.* Assume v_{11} , while small, stays a bounded distance away from zero, while $t \rightarrow 0$. Then we have

$$\begin{cases} \bar{u}_{11} &= \frac{u_{11} - t(u_{11}v_{11} + t)^2/q}{(u_{11}v_{11} + t)^3} = \frac{1}{u_{11}^2 v_{11}^3} + \mathcal{O}(t), \\ \bar{v}_{11} &= u_{11}v_{11} + t = u_{11}v_{11} + \mathcal{O}(t), \end{cases} \quad (4.7)$$

and

$$\begin{cases} \underline{u}_{11} &= \frac{(u_{11}v_{11} + t)v_{11}^2}{v_{11} - qt} = u_{11}v_{11}^3 + \mathcal{O}(t), \\ \underline{v}_{11} &= \frac{(u_{11}v_{11} + t)v_{11}^2}{(u_{11}v_{11} + t)v_{11}^2} = \frac{1}{u_{11}v_{11}^2} + \mathcal{O}(t). \end{cases} \quad (4.8)$$

Equivalently, the leading order system is given by

$$\begin{cases} \bar{u} &= \frac{1}{uv} + \mathcal{O}(t), \\ \bar{v} &= u, \end{cases} \quad (4.9)$$

and

$$\begin{cases} \underline{u} &= v, \\ \underline{v} &= \frac{1}{uv} + \mathcal{O}(t), \end{cases} \quad (4.10)$$

which is autonomous to leading order and has an invariant given by

$$K(u, v) = \frac{u^2 v^2 + u + v}{uv}. \quad (4.11)$$

The corresponding solutions follow bounded orbits, which are small perturbations of $K = K_0$. We assume K_0 is a non-zero constant (determined by initial values consistent with our hypothesis on v_{11}). Hence K_0 is finite. In particular, $\epsilon < |u| < M$, $\epsilon < |v| < M$, for non-zero, positive $\epsilon < 1/2$ and M , implies that $\epsilon^2 + 2/M < |K_0| < M^2 + 2/\epsilon$ and the orbit does not reach E_1 in the chart (u_{11}, v_{11}) . An example of such a contour curve of K is given in Figure 7.

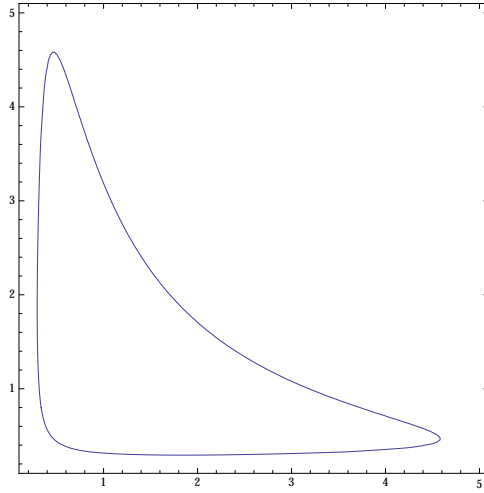


FIGURE 7. The contour line $K = 4.5$ in the (u, v) -plane.

4.3.3. *Third region.* Assume $v_{11} \rightarrow 0$ and $t \rightarrow 0$ simultaneously. To consider this case, we scale $v_{11} = t p_{11}$, which gives

$$\begin{cases} \bar{u}_{11} &= \frac{u_{11}}{t^3(1+u_{11}p_{11})^3} + \mathcal{O}(1/t^2) \\ \bar{p}_{11} &= q(1+u_{11}p_{11}) \end{cases} \quad (4.12)$$

and

$$\begin{cases} \underline{u}_{11} &= \frac{t^3(1+u_{11}p_{11})p_{11}^2}{(-q+p_{11})} \\ \underline{p}_{11} &= \frac{1}{qt^3(1+u_{11}p_{11})p_{11}^2} \end{cases} \quad (4.13)$$

For finite, non-zero initial values u_{11} and p_{11} , we get bounded \bar{p}_{11} and unbounded \bar{u}_{11} , unless u_{11} lies in the subregion of size $\mathcal{O}(t^3)$, related to the one discussed earlier under Equations (4.2)–(4.3).

For simplicity, we assume that the initial value does not lie in this sub-region, which implies that the iterate of v_{11} stays near 0, but the orbit moves to the chart (u_{12}, v_{12}) . In the latter chart, we have $v_{12} = v/(u-t) = \mathcal{O}(t)$. Writing $v_{12} = t s_{12}$, we obtain

$$\begin{cases} \bar{u}_{12} &= \frac{1-t^2s_{12}(t+u_{12})^2/q}{ts_{12}(t+u_{12})^2} \\ \bar{s}_{12} &= \frac{qs_{12}(t+u_{12})^3}{1-t^2s_{12}(t+u_{12})^2/q} \end{cases} \quad (4.14)$$

These lead to $\bar{u}_{12} \rightarrow \infty$ and so the solution trajectories move away from E_1 .

4.4. Summary of behaviours. Appendix B contains explicit calculations of the mappings of the divisors, and Appendix C contains explicit calculations of the mappings of the remaining exceptional lines. The information is summarised in the following table:

Table 1: Mappings of Exceptional Lines and Divisors

Backward iteration	Forward iteration
$E_8 \leftarrow E_1$	$\rightarrow H_v - E_2$
$H_u - E_1 \leftarrow E_2$	$\rightarrow E_7$
$E_4 - E_6 \leftarrow E_3 - E_5$	$\rightarrow H_v - E_4 - E_6$
$H_u - E_3 - E_5 \leftarrow E_4 - E_6$	$\rightarrow E_3 - E_5$
$H_u - E_2 - E_4 \leftarrow E_5 - E_7$	$\rightarrow E_6 - E_8$
$E_5 - E_7 \leftarrow E_6 - E_8$	$\rightarrow H_v - E_1 - E_3$
$E_2 \leftarrow E_7$	$\rightarrow E_8$
$E_7 \leftarrow E_8$	$\rightarrow E_1$
$E_6 - E_8 \leftarrow H_v - E_1 - E_3$	$\rightarrow H_u - E_3 - E_5$
$H_v - E_4 - E_6 \leftarrow H_u - E_2 - E_4$	$\rightarrow E_5 - E_7$
$H_v - E_1 - E_3 \leftarrow H_u - E_3 - E_5$	$\rightarrow E_4 - E_6$
$E_3 - E_5 \leftarrow H_v - E_4 - E_6$	$\rightarrow H_u - E_2 - E_4$

We can express the action of φ in matrix form, by how they act on elements of the standard basis of the Picard group, in the following way:

$$\varphi \begin{pmatrix} H_u \\ H_v \\ E_1 \\ E_2 \\ E_3 \\ E_4 \\ E_5 \\ E_6 \\ E_7 \\ E_8 \end{pmatrix} = \begin{pmatrix} 0 & 1 & 0 & 0 & 0 & 0 & 0 & 0 & 0 & 0 \\ 1 & 2 & 0 & -1 & -1 & -1 & -1 & 0 & 0 & 0 \\ 0 & 1 & 0 & -1 & 0 & 0 & 0 & 0 & 0 & 0 \\ 0 & 0 & 0 & 0 & 0 & 0 & 0 & 0 & 1 & 0 \\ 0 & 1 & 0 & 0 & 0 & -1 & 0 & 0 & 0 & 0 \\ 0 & 1 & 0 & 0 & 0 & 0 & -1 & 0 & 0 & 0 \\ 0 & 0 & 0 & 0 & 0 & 0 & 0 & 1 & 0 & 0 \\ 0 & 1 & 0 & 0 & -1 & 0 & 0 & 0 & 0 & 0 \\ 0 & 0 & 0 & 0 & 0 & 0 & 0 & 0 & 0 & 1 \\ 0 & 0 & 1 & 0 & 0 & 0 & 0 & 0 & 0 & 0 \end{pmatrix} \begin{pmatrix} H_u \\ H_v \\ E_1 \\ E_2 \\ E_3 \\ E_4 \\ E_5 \\ E_6 \\ E_7 \\ E_8 \end{pmatrix}, \quad (4.15)$$

where $\varphi : \text{Pic}(X) \rightarrow \text{Pic}(X)$ is the action of forward iteration in n . Note that all the eigenvalues of this matrix are roots of unity.

5. Conclusions

We have shown that it is possible to deduce information about the dynamics of the q -difference Painlevé equation qP_I for arbitrarily large values of the independent variable. We have explicitly constructed the coordinate charts of the natural initial-value space of the system, identifying the exceptional lines, enabling us to examine the behaviour of the system under iterates of the independent (time) variable on and near these exceptional lines.

We found that the union of exceptional lines is a repeller for the flow; i.e., if a solution is near an exceptional line at any given time, after one time step it is immediately sent away to a different region. This is analogous to the continuous case of Painlevé I [2]. The set of the irreducible components of the anticanonical divisor is invariant under the time flow.

Since qP_I can be viewed as a degeneration of qP_{II} and qP_{III} , an interesting question would be to investigate the singular dynamics of the latter equations in the limit as the independent variable approaches infinity.

Appendix A. Blow up of base points

Here we record the process of blowing up at each of the 8 base points of qP_I , showing explicit coordinate charts.

A.1. Blow up of base point b_1 . This base point arises in Region 1 when we iterate the map forward.

Define new coordinates

$$\begin{pmatrix} u_{11} \\ v_{11} \end{pmatrix} = \begin{pmatrix} (u_{01} - 1/\xi)/v_{01} \\ v_{01} \end{pmatrix}, \quad \text{so that} \quad \begin{pmatrix} u_{01} \\ v_{01} \end{pmatrix} = \begin{pmatrix} u_{11}v_{11} + 1/\xi \\ v_{11} \end{pmatrix}. \quad (A.1)$$

The equations in these coordinates become

$$\begin{cases} \bar{u} = \frac{u_{11}}{(u_{11}v_{11} + 1/\xi)^2}, \\ \bar{v} = \frac{u_{11}v_{11} + 1/\xi}{v_{11}} \end{cases} \quad \text{and} \quad \begin{cases} \underline{u} = v_{11}, \\ \underline{v} = \frac{v_{11} - q/\xi}{(u_{11}v_{11} + 1/\xi)(v_{11})^2}. \end{cases} \quad (A.2)$$

whereas the base point b_1 itself becomes the exceptional line E_1 defined by $v_{11} = 0$. We see that we have another point of indeterminacy, or base point, arising under backward iterations at

$$\begin{pmatrix} u_{11} \\ v_{11} \end{pmatrix} = \begin{pmatrix} -1/q \\ q/\xi \end{pmatrix}; \quad (\text{A.3})$$

however, we note that in the original coordinates this is exactly b_2 .

To look in the other chart, define new coordinates

$$\begin{pmatrix} u_{12} \\ v_{12} \end{pmatrix} = \begin{pmatrix} u_{01} - 1/\xi \\ v_{01}/(u_{01} - 1/\xi) \end{pmatrix}, \quad \text{so that} \quad \begin{pmatrix} u_{01} \\ v_{01} \end{pmatrix} = \begin{pmatrix} u_{12} + 1/\xi \\ u_{12}v_{12} \end{pmatrix}. \quad (\text{A.4})$$

The equations in these coordinates become

$$\begin{cases} \bar{u} = \frac{1}{(u_{12} + 1/\xi)^2 v_{12}}, \\ \bar{v} = u_{12} + 1/\xi, \end{cases} \quad \text{and} \quad \begin{cases} \underline{u} = u_{12}v_{12}, \\ \underline{v} = \frac{u_{12}v_{12} - q/\xi}{(u_{12} + 1/\xi)(u_{12})^2(v_{12})^2}. \end{cases} \quad (\text{A.5})$$

whereas the base point b_1 itself becomes the exceptional line which in these coordinates is defined by $u_{12} = 0$. We see that we have another point of indeterminacy, or base point, arising under backward iterations at

$$\begin{pmatrix} u_{12} \\ v_{12} \end{pmatrix} = \begin{pmatrix} -1/\xi \\ -q \end{pmatrix}; \quad (\text{A.6})$$

however, we note that in the original coordinates this is again exactly b_2 .

Thus there are no more base points in this chart.

A.2. Blow up of base point b_2 . This base point arises in Region 1 when we iterate the map backward.

Define new coordinates

$$\begin{pmatrix} u_{21} \\ v_{21} \end{pmatrix} = \begin{pmatrix} u_{01}/(v_{01} - q/\xi) \\ v_{01} - q/\xi \end{pmatrix}, \quad \text{so that} \quad \begin{pmatrix} u_{01} \\ v_{01} \end{pmatrix} = \begin{pmatrix} u_{21}v_{21} \\ v_{21} + q/\xi \end{pmatrix}. \quad (\text{A.7})$$

The equations in these coordinates become

$$\begin{cases} \bar{u} = \frac{u_{21}v_{21} - 1/\xi}{(u_{21})^2(v_{21})^2(v_{21} + q/\xi)}, \\ \bar{v} = u_{21}v_{21}, \end{cases} \quad \text{and} \quad \begin{cases} \underline{u} = v_{21} + q/\xi, \\ \underline{v} = \frac{1}{u_{21}(v_{21} + q/\xi)^2}. \end{cases} \quad (\text{A.8})$$

whereas the base point b_2 itself becomes the exceptional line E_2 defined by $v_{21} = 0$. We see that we have another point of indeterminacy arising under forward iterations at

$$\begin{pmatrix} u_{21} \\ v_{21} \end{pmatrix} = \begin{pmatrix} -1/q \\ -q/\xi \end{pmatrix}, \quad (\text{A.9})$$

but in the original coordinates we see this is exactly b_1 .

To look in the other chart, define new coordinates

$$\begin{pmatrix} u_{22} \\ v_{22} \end{pmatrix} = \begin{pmatrix} u_{01} \\ (v_{01} - q/\xi)/u_{01} \end{pmatrix}, \quad \text{so that} \quad \begin{pmatrix} u_{01} \\ v_{01} \end{pmatrix} = \begin{pmatrix} u_{22} \\ u_{22}v_{22} + q/\xi \end{pmatrix}. \quad (\text{A.10})$$

The equations in these coordinates become

$$\begin{cases} \bar{u} = \frac{u_{22} - 1/\xi}{(u_{22})^2(u_{22}v_{22} + q/\xi)}, \\ \bar{v} = u_{22}, \end{cases} \quad \text{and} \quad \begin{cases} \underline{u} = u_{22}v_{22} + q/\xi, \\ \underline{v} = \frac{v_{22}}{(u_{22}v_{22} + q/\xi)^2}. \end{cases} \quad (\text{A.11})$$

whereas the base point b_2 itself becomes the exceptional line which in these coordinates is defined by $u_{22} = 0$. We see that we have another point of indeterminacy arising under forward iterations at

$$\begin{pmatrix} u_{22} \\ v_{22} \end{pmatrix} = \begin{pmatrix} 1/\xi \\ -q \end{pmatrix}, \quad (\text{A.12})$$

but in the original coordinates we see this is again exactly b_1 .

A.3. Blow up of base point b_3 . This base point arises in Region 2 under both forward and backward iterations.

Define new coordinates

$$\begin{pmatrix} u_{31} \\ v_{31} \end{pmatrix} = \begin{pmatrix} u_{02}/v_{02} \\ v_{02} \end{pmatrix}, \quad \text{so that} \quad \begin{pmatrix} u_{02} \\ v_{02} \end{pmatrix} = \begin{pmatrix} u_{31}v_{31} \\ v_{31} \end{pmatrix}. \quad (\text{A.13})$$

In terms of the original variables, this is

$$\begin{pmatrix} u_{31} \\ v_{31} \end{pmatrix} = \begin{pmatrix} 1/(uv) \\ v \end{pmatrix}, \quad \text{so that} \quad \begin{pmatrix} u \\ v \end{pmatrix} = \begin{pmatrix} 1/(u_{31}v_{31}) \\ v_{31} \end{pmatrix}. \quad (\text{A.14})$$

The equations in these coordinates become

$$\begin{cases} \bar{u} = \frac{u_{31}(1 - u_{31}v_{31}/\xi)}{1}, \\ \bar{v} = \frac{1}{u_{31}v_{31}}, \end{cases} \quad \text{and} \quad \begin{cases} \frac{u}{v} = \frac{v_{31}}{u_{31}(v_{31} - q/\xi)}. \end{cases} \quad (\text{A.15})$$

whereas the base point b_3 itself becomes the exceptional line E_3 defined by $v_{31} = 0$. There is a new base point appearing, arising on backward iterations of the map at

$$b_5 : \begin{pmatrix} u_{31} \\ v_{31} \end{pmatrix} = \begin{pmatrix} 0 \\ 0 \end{pmatrix}. \quad (\text{A.16})$$

To look in the other chart, define new coordinates

$$\begin{pmatrix} u_{32} \\ v_{32} \end{pmatrix} = \begin{pmatrix} u_{02} \\ v_{02}/u_{02} \end{pmatrix}, \quad \text{so that} \quad \begin{pmatrix} u_{02} \\ v_{02} \end{pmatrix} = \begin{pmatrix} u_{32} \\ u_{32}v_{32} \end{pmatrix}. \quad (\text{A.17})$$

In terms of the original variables, this is

$$\begin{pmatrix} u_{32} \\ v_{32} \end{pmatrix} = \begin{pmatrix} 1/u \\ uv \end{pmatrix}, \quad \text{so that} \quad \begin{pmatrix} u \\ v \end{pmatrix} = \begin{pmatrix} 1/u_{32} \\ u_{32}v_{32} \end{pmatrix}. \quad (\text{A.18})$$

The equations in these coordinates become

$$\begin{cases} \bar{u} = \frac{(1 - u_{32}/\xi)}{v_{32}}, \\ \bar{v} = \frac{1}{u_{32}}, \end{cases} \quad \text{and} \quad \begin{cases} \frac{u}{v} = \frac{u_{32}v_{32}}{(u_{32}v_{32} - q/\xi)}. \end{cases} \quad (\text{A.19})$$

whereas the base point b_3 itself becomes the exceptional line which in these coordinates is $u_{32} = 0$. Note that whilst there is a point of indeterminacy under forward iterations at

$$\begin{pmatrix} u_{32} \\ v_{32} \end{pmatrix} = \begin{pmatrix} 1/\xi \\ 0 \end{pmatrix}, \quad (\text{A.20})$$

in the original coordinates we see that this is in fact the point b_1 .

A.4. Blow up of base point b_4 . This base point arises in Region 3 under both forward and backward iterations.

Define new coordinates

$$\begin{pmatrix} u_{41} \\ v_{41} \end{pmatrix} = \begin{pmatrix} u_{03}/v_{03} \\ v_{03} \end{pmatrix}, \quad \text{so that} \quad \begin{pmatrix} u_{03} \\ v_{03} \end{pmatrix} = \begin{pmatrix} u_{41}v_{41} \\ v_{41} \end{pmatrix}. \quad (\text{A.21})$$

In terms of the original variables, this is

$$\begin{pmatrix} u_{41} \\ v_{41} \end{pmatrix} = \begin{pmatrix} uv \\ 1/v \end{pmatrix}, \quad \text{so that} \quad \begin{pmatrix} u \\ v \end{pmatrix} = \begin{pmatrix} u_{41}v_{41} \\ 1/v_{41} \end{pmatrix}. \quad (\text{A.22})$$

The equations in these coordinates become

$$\begin{cases} \bar{u} = \frac{u_{41}v_{41} - 1/\xi}{u_{41}^2 v_{41}}, \\ \bar{v} = u_{41}v_{41}, \end{cases} \quad \text{and} \quad \begin{cases} \underline{u} = \frac{1}{v_{41}}, \\ \underline{v} = \frac{1 - qv_{41}/\xi}{u_{41}}. \end{cases} \quad (\text{A.23})$$

whereas the base point b_4 itself becomes the exceptional line E_4 defined by $v_{41} = 0$.

There are no new base points under forward iteration. Under backward iteration we have a base point at

$$\begin{pmatrix} u_{41} \\ v_{41} \end{pmatrix} = \begin{pmatrix} 0 \\ \xi/q \end{pmatrix}; \quad (\text{A.24})$$

however this is easily seen to be b_2 in Region 1, which we have already dealt with.

To look in the other chart, define new coordinates

$$\begin{pmatrix} u_{42} \\ v_{42} \end{pmatrix} = \begin{pmatrix} u_{03} \\ v_{03}/u_{03} \end{pmatrix}, \quad \text{so that} \quad \begin{pmatrix} u_{03} \\ v_{03} \end{pmatrix} = \begin{pmatrix} u_{42} \\ u_{42}v_{42} \end{pmatrix}. \quad (\text{A.25})$$

In terms of the original variables, this is

$$\begin{pmatrix} u_{42} \\ v_{42} \end{pmatrix} = \begin{pmatrix} u \\ 1/(uv) \end{pmatrix}, \quad \text{so that} \quad \begin{pmatrix} u \\ v \end{pmatrix} = \begin{pmatrix} u_{42} \\ 1/(u_{42}v_{42}) \end{pmatrix}. \quad (\text{A.26})$$

The equations in these new coordinates become

$$\begin{cases} \bar{u} = \frac{(u_{42} - 1/\xi)v_{42}}{u_{42}}, \\ \bar{v} = u_{42}, \end{cases} \quad \text{and} \quad \begin{cases} \underline{u} = \frac{1}{u_{42}v_{42}}, \\ \underline{v} = v_{42}(1 - qu_{42}v_{42}/\xi). \end{cases} \quad (\text{A.27})$$

whereas the base point b_4 itself becomes the exceptional line E_4 defined by $u_{42} = 0$.

There is a new base point appearing, arising on forward iterations of the map at

$$b_6 : \begin{pmatrix} u_{42} \\ v_{42} \end{pmatrix} = \begin{pmatrix} 0 \\ 0 \end{pmatrix}. \quad (\text{A.28})$$

A.5. Blow up of base point b_5 . This base point arises in Region 21 on backward iterations.

Define new coordinates

$$\begin{pmatrix} u_{51} \\ v_{51} \end{pmatrix} = \begin{pmatrix} u_{31}/v_{31} \\ v_{31} \end{pmatrix}, \quad \text{so that} \quad \begin{pmatrix} u_{31} \\ v_{31} \end{pmatrix} = \begin{pmatrix} u_{51}v_{51} \\ v_{51} \end{pmatrix}. \quad (\text{A.29})$$

In terms of the original variables, this is

$$\begin{pmatrix} u_{51} \\ v_{51} \end{pmatrix} = \begin{pmatrix} 1/(uv^2) \\ v \end{pmatrix}, \quad \text{so that} \quad \begin{pmatrix} u \\ v \end{pmatrix} = \begin{pmatrix} 1/(u_{51}v_{51}^2) \\ v_{51} \end{pmatrix}. \quad (\text{A.30})$$

The equations in these coordinates become

$$\begin{cases} \bar{u} = u_{51}v_{51}(1 - u_{51}v_{51}^2/\xi), \\ \bar{v} = \frac{1}{u_{51}v_{51}^2}, \end{cases} \quad \text{and} \quad \begin{cases} \underline{u} = v_{51}, \\ \underline{v} = u_{51}(v_{51} - q/\xi). \end{cases} \quad (\text{A.31})$$

whereas the base point b_5 itself becomes the exceptional line E_5 defined by $v_{51} = 0$. There are no further base points in this chart.

To look in the other chart, define new coordinates

$$\begin{pmatrix} u_{52} \\ v_{52} \end{pmatrix} = \begin{pmatrix} u_{31} \\ v_{31}/u_{31} \end{pmatrix}, \quad \text{so that} \quad \begin{pmatrix} u_{31} \\ v_{31} \end{pmatrix} = \begin{pmatrix} u_{52} \\ u_{52}v_{52} \end{pmatrix}. \quad (\text{A.32})$$

In terms of the original variables, this is

$$\begin{pmatrix} u_{52} \\ v_{52} \end{pmatrix} = \begin{pmatrix} 1/(uv) \\ uw^2 \end{pmatrix}, \quad \text{so that} \quad \begin{pmatrix} u \\ v \end{pmatrix} = \begin{pmatrix} 1/(u_{52}^2v_{52}) \\ u_{52}v_{52} \end{pmatrix}. \quad (\text{A.33})$$

The equations in these coordinates become

$$\begin{cases} \bar{u} = u_{52}(1 - u_{52}^2v_{52}), \\ \bar{v} = \frac{1}{u_{52}^2v_{52}}, \end{cases} \quad \text{and} \quad \begin{cases} \underline{u} = u_{52}v_{52}, \\ \underline{v} = \frac{(u_{52}v_{52} - q/\xi)}{v_{52}}. \end{cases} \quad (\text{A.34})$$

whereas the base point b_5 itself becomes the exceptional line defined by $u_{52} = 0$. There are no further base points appearing here.

A.6. Blow up of base point b_6 . This base point arises in Region 32 under forward iterations.

Define new coordinates

$$\begin{pmatrix} u_{61} \\ v_{61} \end{pmatrix} = \begin{pmatrix} u_{42}/v_{42} \\ v_{42} \end{pmatrix}, \quad \text{so that} \quad \begin{pmatrix} u_{42} \\ v_{42} \end{pmatrix} = \begin{pmatrix} u_{61}v_{61} \\ v_{61} \end{pmatrix}. \quad (\text{A.35})$$

In terms of the original variables, this is

$$\begin{pmatrix} u_{61} \\ v_{61} \end{pmatrix} = \begin{pmatrix} u^2v \\ 1/(uv) \end{pmatrix}, \quad \text{so that} \quad \begin{pmatrix} u \\ v \end{pmatrix} = \begin{pmatrix} u_{61}v_{61} \\ 1/(u_{61}v_{61}^2) \end{pmatrix}. \quad (\text{A.36})$$

The equations in these new coordinates become

$$\begin{cases} \bar{u} = \frac{u_{61}v_{61} - 1/\xi}{u_{61}}, \\ \bar{v} = u_{61}v_{61}, \end{cases} \quad \text{and} \quad \begin{cases} \underline{u} = \frac{1}{u_{61}v_{61}^2}, \\ \underline{v} = v_{61}(1 - qu_{61}v_{61}^2/\xi). \end{cases} \quad (\text{A.37})$$

whereas the base point b_6 itself becomes the exceptional line E_6 defined by $v_{61} = 0$. There are no further base points in this chart.

To look in the other chart, define new coordinates

$$\begin{pmatrix} u_{62} \\ v_{62} \end{pmatrix} = \begin{pmatrix} u_{42} \\ v_{42}/u_{42} \end{pmatrix}, \quad \text{so that} \quad \begin{pmatrix} u_{42} \\ v_{42} \end{pmatrix} = \begin{pmatrix} u_{62} \\ u_{62}v_{62} \end{pmatrix}. \quad (\text{A.38})$$

In terms of the original variables, this is

$$\begin{pmatrix} u_{62} \\ v_{62} \end{pmatrix} = \begin{pmatrix} u \\ 1/(u^2v) \end{pmatrix}, \quad \text{so that} \quad \begin{pmatrix} u \\ v \end{pmatrix} = \begin{pmatrix} u_{62} \\ 1/(u_{62}^2v_{62}) \end{pmatrix}. \quad (\text{A.39})$$

The equations in these new coordinates become

$$\begin{cases} \bar{u} = (u_{62} - 1/\xi)v_{62}, \\ \bar{v} = u_{62}, \end{cases} \quad \text{and} \quad \begin{cases} \underline{u} = \frac{1}{u_{62}^2v_{62}}, \\ \underline{v} = u_{62}v_{62}(1 - qu_{62}^2v_{62}/\xi). \end{cases} \quad (\text{A.40})$$

whereas the base point b_6 itself becomes the exceptional line E_{62} defined by $u_{62} = 0$. There are no further base points in this chart.

A.7. Find and blow up base point b_7 . The exceptional line E_2 is sent by the mapping as follows:

$$\begin{cases} \bar{u} & \rightarrow \infty, \\ \bar{v} & \rightarrow 0, \end{cases} \quad \text{and} \quad \begin{cases} \underline{u} & \rightarrow \frac{q}{\xi}, \\ \underline{v} & \rightarrow t, \end{cases} \quad (\text{A.41})$$

where $t := \xi^2/(q^2u_{21}) = \xi^2v_{22}/q^2$ is free. This can be seen by taking the limit as $v_{21} \rightarrow 0$ in equations (A.8), or by taking the limit as $u_{22} \rightarrow 0$ in equations (A.11). We see that under forward iteration the exceptional line E_2 is sent to the point b_3 in Region 2, and under backward iteration it is sent to another line. Thus under forward iteration we have a problem, where a line is mapped to a point; this needs to be resolved. The point b_3 is blown up to the line E_3 , so we should find out where the line E_2 is mapped in terms of the local coordinates of E_3 . Note that

$$\begin{pmatrix} u_{31} \\ v_{31} \end{pmatrix} = \begin{pmatrix} 1/(uv) \\ v \end{pmatrix}, \quad \text{and} \quad \begin{pmatrix} u_{32} \\ v_{32} \end{pmatrix} = \begin{pmatrix} 1/u \\ uv \end{pmatrix}.$$

Therefore we have

$$\begin{cases} \bar{u}_{31} & = \frac{1}{\bar{u}\bar{v}} = \frac{u_{21}v_{21}(v_{21} + q/\xi)}{u_{21}v_{21} - 1/\xi} \rightarrow 0, \\ \bar{v}_{31} & = \bar{v} = u_{21}v_{21} \rightarrow 0, \end{cases} \quad (\text{A.42})$$

$$\text{and} \quad \begin{cases} \bar{u}_{32} & = \frac{1}{\bar{u}} = \frac{(u_{21})^2(v_{21})^2(v_{21} + q/\xi)}{u_{21}v_{21} - 1/\xi} \rightarrow 0, \\ \bar{v}_{32} & = \bar{u}\bar{v} = \frac{u_{21}v_{21} - 1/\xi}{u_{21}v_{21}(v_{21} + q/\xi)} \rightarrow \infty. \end{cases} \quad (\text{A.43})$$

This is in fact the point b_5 , which is blown up to the exceptional line E_5 . So we need to look at the mapping in terms of the coordinate charts of E_5 . Note that

$$\begin{pmatrix} u_{51} \\ v_{51} \end{pmatrix} = \begin{pmatrix} u_{31}/v_{31} \\ v_{31} \end{pmatrix}, \quad \text{and} \quad \begin{pmatrix} u_{52} \\ v_{52} \end{pmatrix} = \begin{pmatrix} u_{31} \\ v_{31}/u_{31} \end{pmatrix}.$$

Therefore we have

$$\begin{cases} \bar{u}_{51} & = \frac{\bar{u}_{31}}{\bar{v}_{31}} = \frac{v_{21} + q/\xi}{u_{21}v_{21} - 1/\xi} \rightarrow -q, \\ \bar{v}_{51} & = \bar{v}_{31} = u_{21}v_{21} \rightarrow 0, \end{cases} \quad (\text{A.44})$$

$$\text{and} \quad \begin{cases} \bar{u}_{52} & = \bar{u}_{31} = \frac{u_{21}v_{21}(v_{21} + q/\xi)}{u_{21}v_{21} - 1/\xi} \rightarrow 0, \\ \bar{v}_{52} & = \frac{\bar{v}_{31}}{\bar{u}_{31}} = \frac{u_{21}v_{21} - 1/\xi}{v_{21} + q/\xi} \rightarrow -\frac{1}{q}, \end{cases} \quad (\text{A.45})$$

Thus we have uncovered a new base point lying on the line E_5 :

$$b_7 : \begin{pmatrix} u_{51} \\ v_{51} \end{pmatrix} = \begin{pmatrix} -q \\ 0 \end{pmatrix}. \quad (\text{A.46})$$

To blow this point up, define new coordinates

$$\begin{pmatrix} u_{71} \\ v_{71} \end{pmatrix} = \begin{pmatrix} (u_{51} + q)/v_{51} \\ v_{51} \end{pmatrix}, \quad \text{so that} \quad \begin{pmatrix} u_{51} \\ v_{51} \end{pmatrix} = \begin{pmatrix} u_{71}v_{71} - q \\ v_{71} \end{pmatrix}. \quad (\text{A.47})$$

In terms of the original variables, this is

$$\begin{pmatrix} u_{71} \\ v_{71} \end{pmatrix} = \begin{pmatrix} (1 + quv^2)/(uv^3) \\ v \end{pmatrix}, \quad \text{so that} \quad \begin{pmatrix} u \\ v \end{pmatrix} = \begin{pmatrix} 1/[(u_{71}v_{71} - q)v_{71}^2] \\ v_{71} \end{pmatrix}. \quad (\text{A.48})$$

The equations in these coordinates become

$$\begin{cases} \bar{u} = (u_{71}v_{71} - q)v_{71}(1 - (u_{71}v_{71} - q)v_{71}^2/\xi), \\ \bar{v} = \frac{1}{(u_{71}v_{71} - q)v_{71}^2}, \end{cases} \quad \text{and} \quad \begin{cases} \underline{u} = v_{71}, \\ \underline{v} = (u_{71}v_{71} - q)(v_{71} - q/\xi), \end{cases} \quad (\text{A.49})$$

whereas the base point b_7 itself becomes the exceptional line E_7 defined by $v_{71} = 0$.

There are no further base points in this chart.

To look in the other chart, define new coordinates

$$\begin{pmatrix} u_{72} \\ v_{72} \end{pmatrix} = \begin{pmatrix} u_{51} + q \\ v_{51}/(u_{51} + q) \end{pmatrix}, \quad \text{so that} \quad \begin{pmatrix} u_{51} \\ v_{51} \end{pmatrix} = \begin{pmatrix} u_{72} - q \\ u_{72}v_{72} \end{pmatrix}. \quad (\text{A.50})$$

In terms of the original variables, this is

$$\begin{pmatrix} u_{72} \\ v_{72} \end{pmatrix} = \begin{pmatrix} (1 + quv^2)/(uv^2) \\ uv^3/(1 + quv^2) \end{pmatrix}, \quad \text{so that} \quad \begin{pmatrix} u \\ v \end{pmatrix} = \begin{pmatrix} 1/[(u_{72} - q)u_{72}^2v_{72}^2] \\ u_{72}v_{72} \end{pmatrix}. \quad (\text{A.51})$$

The equations in these coordinates become

$$\begin{cases} \bar{u} = (u_{72} - q)u_{72}v_{72}(1 - (u_{72} - q)u_{72}^2v_{72}^2/\xi), \\ \bar{v} = \frac{1}{(u_{72} - q)u_{72}^2v_{72}^2}, \end{cases} \quad \text{and} \quad \begin{cases} \underline{u} = u_{72}v_{72}, \\ \underline{v} = (u_{72} - q)(u_{72}v_{72} - q/\xi), \end{cases} \quad (\text{A.52})$$

whereas the base point b_7 itself becomes the exceptional line defined by $u_{72} = 0$.

There are no further base points appearing here.

A.8. Find and blow up base point b_8 . The exceptional line E_1 is moved by the mapping as follows:

$$\begin{cases} \bar{u} \rightarrow t, \\ \bar{v} \rightarrow \frac{1}{\xi}, \end{cases} \quad \text{and} \quad \begin{cases} \underline{u} \rightarrow 0, \\ \underline{v} \rightarrow \infty, \end{cases} \quad (\text{A.53})$$

where $t := \xi^2 u_{11} = \xi^2/v_{12}$ is free. This can be seen by taking the limit as $v_{11} \rightarrow 0$ in the equations (A.2), or by taking the limit as $u_{12} \rightarrow 0$ in the equations (A.5). We see that under forward iteration the exceptional line E_1 is sent to another line, and under backward iteration it is mapped to the point b_4 in Region 3. The the point b_4 is blown up to the line E_4 , so we should find out where it is mapped in terms of the local coordinates of E_4 . Note that

$$\begin{pmatrix} u_{41} \\ v_{41} \end{pmatrix} = \begin{pmatrix} uv \\ 1/v \end{pmatrix}, \quad \text{and} \quad \begin{pmatrix} u_{42} \\ v_{42} \end{pmatrix} = \begin{pmatrix} u \\ 1/(uv) \end{pmatrix}.$$

Therefore we have

$$\begin{cases} \underline{u}_{41} = \frac{uv}{v} = \frac{v_{11} - q/\xi}{(u_{11}v_{11} + 1/\xi)v_{11}} \rightarrow \infty, \\ \underline{v}_{41} = \frac{1}{v} = \frac{(u_{11}v_{11} + 1/\xi)(v_{11})^2}{v_{11} - q/\xi} \rightarrow 0, \end{cases} \quad (\text{A.54})$$

$$\text{and } \begin{cases} \underline{u}_{42} = \frac{\underline{u}}{1} = \frac{v_{11}}{(u_{11}v_{11} + 1/\xi)v_{11}} \rightarrow 0, \\ \underline{v}_{42} = \frac{1}{\underline{uv}} = \frac{(u_{11}v_{11} + 1/\xi)v_{11}}{v_{11} - q/\xi} \rightarrow 0. \end{cases} \quad (\text{A.55})$$

This is in fact the point b_6 , which is blown up to the exceptional line E_6 . So we need to look at the mapping in the local coordinate charts of E_6 . Note that

$$\begin{pmatrix} u_{61} \\ v_{61} \end{pmatrix} = \begin{pmatrix} u_{42}/v_{42} \\ v_{42} \end{pmatrix}, \quad \text{and} \quad \begin{pmatrix} u_{62} \\ v_{62} \end{pmatrix} = \begin{pmatrix} u_{42} \\ v_{42}/u_{42} \end{pmatrix}.$$

Therefore we have

$$\begin{cases} \underline{u}_{61} = \frac{\underline{u}_{42}}{\underline{v}_{42}} = \frac{v_{11} - q/\xi}{\frac{u_{11}v_{11} + 1/\xi}{(u_{11}v_{11} + 1/\xi)v_{11}}} \rightarrow -q, \\ \underline{v}_{61} = \frac{\underline{v}_{42}}{\underline{u}_{42}} = \frac{\xi v_{11} - q/\xi}{\xi v_{11} - q/\xi} \rightarrow 0, \end{cases} \quad (\text{A.56})$$

$$\text{and } \begin{cases} \underline{u}_{62} = \frac{\underline{u}_{42}}{\underline{u}_{42}} = \frac{v_{11}}{v_{11} - q/\xi} \rightarrow 0, \\ \underline{v}_{62} = \frac{\underline{v}_{42}}{\underline{u}_{42}} = \frac{u_{11}v_{11} + 1/\xi}{v_{11} - q/\xi} \rightarrow -\frac{1}{q}. \end{cases} \quad (\text{A.57})$$

Thus we have discovered a new base point lying on the line E_6 :

$$b_8 : \begin{pmatrix} u_{61} \\ v_{61} \end{pmatrix} = \begin{pmatrix} -q \\ 0 \end{pmatrix}. \quad (\text{A.58})$$

To blow this point up, define new coordinates

$$\begin{pmatrix} u_{81} \\ v_{81} \end{pmatrix} = \begin{pmatrix} (u_{61} + q)/v_{61} \\ v_{61} \end{pmatrix}, \quad \text{so that} \quad \begin{pmatrix} u_{61} \\ v_{61} \end{pmatrix} = \begin{pmatrix} u_{81}v_{81} - q \\ v_{81} \end{pmatrix}. \quad (\text{A.59})$$

In terms of the original variables, this is

$$\begin{pmatrix} u_{81} \\ v_{81} \end{pmatrix} = \begin{pmatrix} (u^2v + q)uv \\ 1/(uv) \end{pmatrix}, \quad \text{so that} \quad \begin{pmatrix} u \\ v \end{pmatrix} = \begin{pmatrix} (u_{81}v_{81} - q)v_{81} \\ 1/[(u_{81}v_{81} - q)v_{81}^2] \end{pmatrix}. \quad (\text{A.60})$$

The equations in these coordinates become

$$\begin{cases} \bar{u} = \frac{(u_{81}v_{81} - q)v_{81} - 1/\xi}{u_{81}v_{81} - q}, & \text{and} \quad \begin{cases} \underline{u} = \frac{1}{(u_{81}v_{81} - q)v_{81}^2}, \\ \underline{v} = \frac{1}{v_{81}(1 - q(u_{81}v_{81} - q)v_{81}^2/\xi)}, \end{cases} \end{cases} \quad (\text{A.61})$$

whereas the base point b_8 itself becomes the exceptional line E_8 defined by $v_{81} = 0$. There are no further base points in this chart.

To look in the other chart, define new coordinates

$$\begin{pmatrix} u_{82} \\ v_{82} \end{pmatrix} = \begin{pmatrix} u_{61} + q \\ v_{61}/(u_{61} + q) \end{pmatrix}, \quad \text{so that} \quad \begin{pmatrix} u_{61} \\ v_{61} \end{pmatrix} = \begin{pmatrix} u_{82} - q \\ u_{82}v_{82} \end{pmatrix}. \quad (\text{A.62})$$

In terms of the original variables, this is

$$\begin{pmatrix} u_{82} \\ v_{82} \end{pmatrix} = \begin{pmatrix} u^2v + q \\ 1/[(u^2v + q)uv] \end{pmatrix}, \quad \text{so that} \quad \begin{pmatrix} u \\ v \end{pmatrix} = \begin{pmatrix} (u_{82} - q)u_{82}v_{82} \\ 1/[(u_{82} - q)u_{82}^2v_{82}^2] \end{pmatrix}. \quad (\text{A.63})$$

The equations in these coordinates become

$$\begin{cases} \bar{u} &= \frac{(u_{82} - q)u_{82}v_{82} - 1/\xi}{u_{82} - q}, \\ \bar{v} &= (u_{82} - q)u_{82}v_{82}, \end{cases} \quad \text{and} \quad \begin{cases} u &= \frac{1}{(u_{82} - q)u_{82}^2v_{82}^2}, \\ v &= u_{82}v_{82}(1 - q(u_{82} - q)u_{82}^2v_{82}^2/\xi), \end{cases} \quad (\text{A.64})$$

whereas the base point b_8 itself becomes the exceptional line defined by $u_{82} = 0$. There are no further base points in this chart.

Appendix B. Dynamics of solutions near divisors D_i

Here we examine behaviour of solutions near the divisors D_1, \dots, D_8 . We focus on the forward iteration here, as the case of backward iteration is entirely analogous.

B.1. Behaviour near D_1 . The divisor D_1 is essentially the coordinate axis $v_{01} = v_{02} = 0$, where $u_{01} \neq 1/\xi, u_{02} \neq 0$.

Suppose that at a time ξ_1 we are near this divisor; i.e., $v_{01}(\xi_1) = v_{02}(\xi_1)$ is close to zero. We can expand the variables v_{01}, v_{02} as follows

$$\begin{cases} v_{01}(\xi_1) &= \delta v'_{01}(\xi_1) + O(\delta^2), \\ v_{02}(\xi_1) &= \delta v'_{02}(\xi_1) + O(\delta^2), \end{cases} \quad (\text{B.1})$$

for some finite $v'_{01}(\xi_1), v'_{02}(\xi_1)$, and $0 < \delta \ll 1$. We also assume for now that we are not close to the divisor D_8 , so that $u_{01}(\xi_1)$ is not close to zero. Substituting this into the equations for forward iteration as in (2.2), to leading order in the coordinates of the first chart we have

$$\begin{cases} u_{02}(q\xi_1) &\sim \delta \frac{u_{01}(\xi_1)^2 v'_{01}(\xi_1)}{u_{01}(\xi_1) - 1/\xi_1}, \\ v_{02}(q\xi_1) &\sim u_{01}(\xi_1), \end{cases} \quad (\text{B.2})$$

and in the coordinates of the second chart we have

$$\begin{cases} u_{02}(q\xi_1) &\sim \delta \frac{v'_{02}(\xi_1)}{(1 - u_{02}(\xi_1)/\xi_1)u_{02}(\xi_1)}, \\ v_{02}(q\xi_1) &\sim \frac{1}{u_{02}(\xi_1)}. \end{cases} \quad (\text{B.3})$$

We see that this is near the line $u_{02} = 0$, or rather the divisor D_4 .

Note that near the point $(u_{01}, v_{01}) = (0, 0)$, which is the intersection point of D_1 with D_8 , we are mapped to near a point on the line E_5 , specifically $(\bar{u}_{51}, \bar{v}_{51}) = (0, 0)$.

B.2. Behaviour near D_2 . The divisor D_2 is the exceptional line $E_3 - E_5$ that arises under the first blow-up at the point b_3 in the region where u is infinite, v is finite. It is defined in local coordinates by $v_{31} = 0, u_{32} = 0$, where $u_{31} \neq 0$.

Suppose that at a time ξ_2 we are near this divisor; i.e., $v_{31}(\xi_2), u_{32}(\xi_2)$ are close to zero. We can expand the variables v_{31}, u_{32} as follows

$$\begin{cases} v_{31}(\xi_2) &= \delta v'_{31}(\xi_2) + O(\delta^2), \\ u_{32}(\xi_2) &= \delta u'_{31}(\xi_2) + O(\delta^2), \end{cases} \quad (\text{B.4})$$

for some finite $v'_{31}(\xi_2), u'_{31}(\xi_2)$. Substituting this in to the equations for forward iteration (2.2), we see that in the coordinates of the first chart

$$\begin{cases} u_{03}(q\xi_2) &\sim u_{31}(\xi_2), \\ v_{03}(q\xi_2) &\sim \delta u_{31}(\xi_2) v'_{31}(\xi_2), \end{cases} \quad (\text{B.5})$$

and in the coordinates of the second chart

$$\begin{cases} u_{03}(q\xi_2) & \sim \frac{1}{v_{32}(\xi_2)}, \\ v_{03}(q\xi_2) & \sim \delta u'_{32}(\xi_2). \end{cases} \quad (\text{B.6})$$

We see that this is near the line $v_{03} = 0$, or rather the divisor D_5 .

B.3. Behaviour near D_3 . The divisor D_3 is the line $E_5 - E_7$ that arises under the second blow-up at the point b_3 in the region where u is infinite, v is finite. It is defined in local coordinates by $v_{51} = 0, u_{52} = 0$, where $u_{51} \neq -q$.

Suppose that at a time ξ_3 we are near this divisor; i.e., $v_{51}(\xi_3), u_{52}(\xi_3)$, are close to zero. We can expand the variables v_{51}, u_{52} as follows

$$\begin{cases} v_{51}(\xi_3) & = \delta v'_{51}(\xi_3) + O(\delta^2), \\ u_{52}(\xi_3) & = \delta u'_{52}(\xi_3) + O(\delta^2), \end{cases} \quad (\text{B.7})$$

for some finite $v'_{51}(\xi_3), u'_{52}(\xi_3)$. Substituting this in to the equations for forward iteration (2.2), we see that in the coordinates of the first chart

$$\begin{cases} u_{61}(q\xi_3) & \sim u_{51}(\xi_3), \\ v_{61}(q\xi_3) & \sim \delta v'_{51}(\xi_3), \end{cases} \quad (\text{B.8})$$

and in the coordinates of the second chart

$$\begin{cases} u_{61}(q\xi_3) & \sim \frac{1}{v_{52}(\xi_3)}, \\ v_{61}(q\xi_3) & \sim \delta v_{52}(\xi_3) u'_{52}(\xi_3). \end{cases} \quad (\text{B.9})$$

We see that this is near the line $v_{61} = 0$, or rather the divisor D_6 .

B.4. Behaviour near D_4 . The divisor D_4 is essentially the coordinate axis $u_{02} = u_{04} = 0$, where $v_{02} \neq 0$.

Suppose that at a time ξ_4 we are near this divisor; i.e., $u_{02}(\xi_4) = u_{04}(\xi_4)$ is close to zero. We can expand the variables u_{02}, u_{04} as follows

$$\begin{cases} u_{02}(\xi_4) & = \delta u'_{02}(\xi_4) + O(\delta^2), \\ u_{04}(\xi_4) & = \delta u'_{04}(\xi_4) + O(\delta^2), \end{cases} \quad (\text{B.10})$$

for some finite $u'_{02}(\xi_4), u'_{04}(\xi_4)$. Substituting this in to the equations for forward iteration (2.2), we see that in the coordinates of the first chart

$$\begin{cases} u_{42}(q\xi_4) & \sim \delta \frac{u'_{02}(\xi_4)}{v_{02}(\xi_4)}, \\ v_{42}(q\xi_4) & \sim v_{02}(\xi_4), \end{cases} \quad (\text{B.11})$$

and in the coordinates of the second chart

$$\begin{cases} u_{42}(q\xi_4) & \sim \delta v_{04}(\xi_4) u'_{04}(\xi_4), \\ v_{42}(q\xi_4) & \sim \frac{1}{v_{04}(\xi_4)}. \end{cases} \quad (\text{B.12})$$

We see that this is near the line $u_{42} = 0$, or rather the divisor D_7 .

B.5. Behaviour near D_5 . The divisor D_5 is essentially the coordinate axis $v_{03} = v_{04} = 0$, where $u_{03} \neq 0$.

Suppose that at a time ξ_5 we are near this divisor; i.e., $v_{03}(\xi_5) = v_{04}(\xi_5)$ is close to zero. We can expand the variables v_{03}, v_{04} as follows

$$\begin{cases} v_{03}(\xi_5) &= \delta v'_{03}(\xi_5) + O(\delta^2), \\ v_{04}(\xi_5) &= \delta v'_{04}(\xi_5) + O(\delta^2), \end{cases} \quad (\text{B.13})$$

for some finite $v'_{03}(\xi_5), v'_{04}(\xi_5)$. Substituting this in to the equations for forward iteration (2.2), we see that in the coordinates of the first chart

$$\begin{cases} u_{01}(q\xi_5) &\sim \delta \frac{(u_{03}(\xi_5) - 1/\xi_5)v'_{03}(\xi_5)}{\xi_5 u_{03}(\xi_5)^2}, \\ v_{01}(q\xi_5) &\sim u_{03}(\xi_5), \end{cases} \quad (\text{B.14})$$

and in the coordinates of the second chart

$$\begin{cases} u_{01}(q\xi_5) &\sim \delta(1 - u_{04}(\xi_5)/\xi_5)u_{04}(\xi_5)v'_{04}(\xi_5), \\ v_{01}(q\xi_5) &\sim \frac{1}{u_{04}(\xi_5)}, \end{cases} \quad (\text{B.15})$$

We see that this is near the line $u_{01} = 0$, or rather the divisor D_8 .

Note that near the point $(u_{03}, v_{03}) = (1/\xi, 0)$, we are mapped to near a point on the line E_2 , specifically $(\bar{u}_{21}, \bar{v}_{21}) = (0, 0)$. Near the point $(u_{04}, v_{04}) = (0, 0)$, which is the intersection point of D_8 with D_7 , we are mapped to near a point on the line E_4 , specifically $(\bar{u}_{41}, \bar{v}_{41}) = (0, 0)$.

B.6. Behaviour near D_6 . The divisor D_6 is the line $E_6 - E_8$ that arises under the second blow-up at the point b_4 in the region where u is finite, v is infinite. It is defined in local coordinates by $v_{61} = 0, u_{62} = 0$, where $u_{61} \neq -q$.

Suppose that at a time ξ_6 we are near this divisor; i.e., $v_{61}(\xi_6), u_{62}(\xi_6)$ are close to zero. We can expand the variables v_{61}, u_{62} as follows

$$\begin{cases} v_{61}(\xi_6) &= \delta v'_{61}(\xi_6) + O(\delta^2), \\ u_{62}(\xi_6) &= \delta u'_{62}(\xi_6) + O(\delta^2), \end{cases} \quad (\text{B.16})$$

for some finite $v'_{61}(\xi_6), u'_{62}(\xi_6)$. Substituting this in to the equations for forward iteration (2.2), we see that in the coordinates of the first chart

$$\begin{cases} u_{01}(q\xi_6) &\sim -\frac{1}{\xi_6 u_{61}(\xi_6)}, \\ v_{01}(q\xi_6) &\sim \delta u_{61}(\xi_6) v'_{61}(\xi_6), \end{cases} \quad (\text{B.17})$$

and in the coordinates of the second chart

$$\begin{cases} u_{01}(q\xi_6) &\sim -\frac{v_{62}(\xi_6)}{\xi_6}, \\ v_{01}(q\xi_6) &\sim \delta u'_{62}(\xi_6). \end{cases} \quad (\text{B.18})$$

We see that this is near the line $v_{01} = 0$, or rather the divisor D_1 .

Note that near the point $(u_{61}, v_{61}) = (0, 0)$, we are mapped to near a point on the line E_3 , specifically $(\bar{u}_{32}, \bar{v}_{32}) = (0, 0)$.

B.7. Behaviour near D_7 . The divisor D_7 is the line $E_4 - E_6$ that arises under the first blow-up at the point b_4 in the region where u is finite, v is infinite. It is defined in local coordinates by $v_{41} = 0, u_{42} = 0$, where $v_{42} \neq 0$.

Suppose that at a time ξ_7 we are near this divisor; i.e., $v_{41}(\xi_7), u_{42}(\xi_7)$ are close to zero. We can expand the variables v_{41}, u_{42} as follows

$$\begin{cases} v_{41}(\xi_7) &= \delta v'_{41}(\xi_7) + O(\delta^2), \\ u_{42}(\xi_7) &= \delta u'_{42}(\xi_7) + O(\delta^2), \end{cases} \quad (\text{B.19})$$

for some finite $v'_{41}(\xi_7), u'_{42}(\xi_7)$. Substituting this in to the equations for forward iteration (2.2), we see that in the coordinates of the first chart

$$\begin{cases} u_{31}(q\xi_7) &\sim -\xi_7 u_{41}(\xi_7), \\ v_{31}(q\xi_7) &\sim \delta u_{41}(\xi_7) v'_{41}(\xi_7), \end{cases} \quad (\text{B.20})$$

and in the coordinates of the second chart

$$\begin{cases} u_{31}(q\xi_7) &\sim -\frac{\xi_7}{v_{42}(\xi_7)}, \\ v_{31}(q\xi_7) &\sim \delta u'_{42}(\xi_7). \end{cases} \quad (\text{B.21})$$

We see that this is near the line $v_{31} = 0$, or rather the divisor D_2 .

Note that near the point $(u_{41}, v_{41}) = (0, 0)$, we are mapped to near a point on the line E_5 , specifically $(\bar{u}_{52}, \bar{v}_{52}) = (0, 0)$.

B.8. Behaviour near D_8 . The divisor D_8 is essentially the coordinate axis $u_{01} = u_{03} = 0$, where $v_{01} \neq q/\xi, v_{03} \neq 0$.

Suppose that at a time ξ_8 we are near this divisor; i.e., $u_{01}(\xi_8) = u_{03}(\xi_8)$ is close to zero. We can expand the variables u_{01}, u_{03} as follows

$$\begin{cases} u_{01}(\xi_8) &= \delta u'_{01}(\xi_8) + O(\delta^2), \\ u_{03}(\xi_8) &= \delta u'_{03}(\xi_8) + O(\delta^2), \end{cases} \quad (\text{B.22})$$

for some finite $u'_{01}(\xi_8), u'_{03}(\xi_8)$. Substituting this in to the equations for forward iteration (2.2), we see that in the coordinates of the first chart

$$\begin{cases} u_{51}(q\xi_8) &\sim -\xi_8 v_{01}(\xi_8), \\ v_{51}(q\xi_8) &\sim \delta u'_{01}(\xi_8), \end{cases} \quad (\text{B.23})$$

and in the coordinates of the second chart

$$\begin{cases} u_{51}(q\xi_8) &\sim -\frac{\xi_8}{v_{03}(\xi_8)}, \\ v_{51}(q\xi_8) &\sim \delta u'_{03}(\xi_8). \end{cases} \quad (\text{B.24})$$

We see that this is near the line $v_{51} = 0$, or rather the divisor D_3

Appendix C. Mappings of remaining exceptional lines

In this appendix, we analyse the dynamics of initial values near the exceptional lines E_1, E_2, E_7, E_8 . For simplicity and conciseness, we focus on the local results of iterating a neighbourhood near each exceptional line and, to do so, we assume that initial values in a neighbourhood of E_i are analytic functions of ξ close to a point ξ_i , for each $i = 1, 2, 7, 8$. Estimates similar to those in §4.3 show that the closed sequence of disks, obtained by iteration of a neighbourhood of each exceptional line, ends with a disk of non-zero size.

C.1. Behaviour near E_1 . The exceptional line E_1 arises under blow-up of the point b_1 in the region where u, v are finite; it is the line $v_{11} = 0$, or equivalently, $u_{12} = 0$. We know from §4.3 that under forward iterations this line is sent to the line $v_{01} = 1/\xi$.

Suppose that at a time ξ_1 we are near this exceptional line; i.e., $v_{11}(\xi_1), u_{12}(\xi_1)$ are close to zero. We can expand the variables v_{11}, u_{12} as follows

$$\begin{cases} v_{11}(\xi_1) &= \delta v'_{11}(\xi_1) + O(\delta^2), \\ u_{12}(\xi_1) &= \delta u'_{12}(\xi_1) + O(\delta^2), \end{cases} \quad (\text{C.1})$$

for some finite $v'_{11}(\xi_1), u'_{12}(\xi_1)$, and $0 < \delta \ll 1$. Substituting this into the equations for forward and backward iteration as in (2.2), we see that in the coordinates of the first chart,

$$\begin{cases} u_{01}(q\xi_1) \sim \frac{\xi_1^2 u_{11}(\xi_1)}{\xi_1}, & \begin{cases} u_{81}(\xi_1/q) \sim -q\xi_1(1 + qu_{11}(\xi_1)), \\ v_{81}(\xi_1/q) \sim -\delta \frac{v'_{11}(\xi_1)}{q}, \end{cases} \end{cases} \quad (\text{C.2})$$

and in the coordinates of the second chart

$$\begin{cases} u_{01}(q\xi_1) \sim \frac{\xi_1^2}{v_{12}(\xi_1)}, & \begin{cases} u_{81}(\xi_1/q) \sim -\frac{q\xi_1(q + v_{12}(\xi_1))}{v_{12}(\xi_1)}, \\ v_{81}(\xi_1/q) \sim -\delta \frac{v_{12}(\xi_1)u'_{12}(\xi_1)}{q}. \end{cases} \end{cases} \quad (\text{C.3})$$

We see that under forward iteration this is near the line $v_{01} = 1/\xi$, or rather $H_v - E_2$. Under backward iteration, we are mapped to near the line $v_{81} = 0$, or rather E_8 .

Note that near the point $(u_{11}, v_{11}) = (0, 0)$, we are mapped under forward iteration to near a point on the line E_2 , specifically $(\bar{u}_{22}, \bar{v}_{22}) = (0, 0)$.

C.2. Behaviour near E_2 . The exceptional line E_2 arises under blow-up of the point b_2 in the region where u, v are finite; it is the line $v_{21} = 0, u_{22} = 0$.

Suppose that at a time ξ_2 we are near this exceptional line; i.e., $v_{21}(\xi_2), u_{22}(\xi_2)$ are close to zero. We can expand the variables v_{21}, u_{22} as follows

$$\begin{cases} v_{21}(\xi_2) &= \delta v'_{21}(\xi_2) + O(\delta^2), \\ u_{22}(\xi_2) &= \delta u'_{22}(\xi_2) + O(\delta^2), \end{cases} \quad (\text{C.4})$$

for some finite $v'_{21}(\xi_2), u'_{22}(\xi_2)$. Substituting this in to the equations for forward and backward iteration (2.2), we see that in the coordinates of the first chart,

$$\begin{cases} u_{71}(q\xi_2) \sim -\xi_2 \left(q + \frac{1}{u_{21}(\xi_2)} \right), & \begin{cases} u_{01}(\xi_2/q) \sim \frac{q}{\xi_2}, \\ v_{01}(\xi_2/q) \sim \frac{\xi_2^2}{q^2 u_{21}(\xi_2)}, \end{cases} \\ v_{71}(q\xi_2) \sim \delta u_{21}(\xi_2) v'_{21}(\xi_2), \end{cases} \quad (\text{C.5})$$

and in the coordinates of the second chart

$$\begin{cases} u_{71}(q\xi_2) \sim -\xi_2(q + v_{22}(\xi_2)), & \begin{cases} u_{01}(\xi_2/q) \sim \frac{q}{\xi_2}, \\ v_{01}(\xi_2/q) \sim \frac{\xi_2^2 v_{22}(\xi_2)}{q^2}. \end{cases} \\ v_{71}(q\xi_2) \sim \delta u'_{22}(\xi_2), \end{cases} \quad (\text{C.6})$$

We see that under forward iteration this is near the line $v_{71} = 0$, or rather E_7 . Under backward iteration, we are mapped to near the line $u_{01} = q/\xi$, or rather $H_u - E_1$.

Note that near the point $(u_{22}, v_{22}) = (0, 0)$, we are mapped under backward iteration to near a point on the line E_1 , specifically $(u_{11}, v_{11}) = (0, 0)$.

C.3. Behaviour near E_7 . The exceptional line E_7 arises under the third blow-up at the point b_3 in the region where u is infinite, v is finite; it is the line $v_{71} = 0, u_{72} = 0$.

Suppose that at a time ξ_7 we are near this exceptional line; i.e., $v_{71}(\xi_7), u_{72}(\xi_7)$ are close to zero. We can expand the variables v_{71}, u_{72} as follows

$$\begin{cases} v_{71}(\xi_7) &= \delta v'_{71}(\xi_7) + O(\delta^2), \\ u_{72}(\xi_7) &= \delta u'_{72}(\xi_7) + O(\delta^2), \end{cases} \quad (\text{C.7})$$

for some finite $v'_{71}(\xi_7), u'_{72}(\xi_7)$. Substituting this in to the equations for forward and backward iteration (2.2), we see that in the coordinates of the first chart

$$\begin{cases} u_{81}(q\xi_7) &\sim u_{71}(\xi_7), \\ v_{81}(q\xi_7) &\sim \delta v'_{71}(\xi_7), \end{cases} \quad (\text{C.8})$$

$$\begin{cases} u_{21}(\xi_7/q) &\sim -\frac{1}{q(1 + u_{71}(\xi_7)/\xi_7)}, \\ v_{21}(\xi_7/q) &\sim \delta(-q - qu_{71}(\xi_7)/\xi_7)v'_{71}(\xi_7), \end{cases} \quad (\text{C.9})$$

and in the coordinates of the second chart

$$\begin{cases} u_{81}(q\xi_7) &\sim \frac{1}{v_{72}(\xi_7)}, \\ v_{81}(q\xi_7) &\sim \delta v_{72}(\xi_7)u'_{72}(\xi_7), \end{cases} \quad (\text{C.10})$$

$$\begin{cases} u_{21}(\xi_7/q) &\sim -\frac{v_{72}(\xi_7)}{q(v_{72}(\xi_7) + 1/\xi_7)}, \\ v_{21}(\xi_7/q) &\sim \delta(-qv_{72}(\xi_7) - q/\xi_7)u'_{72}(\xi_7). \end{cases} \quad (\text{C.11})$$

We see that under forward iteration this is near the line $v_{01} = 0$, or rather E_8 . Under backward iteration, we are mapped to near the line $v_{21} = 0$, or rather E_2 .

C.4. Behaviour near E_8 . The exceptional line E_8 arises under the third blow-up at the point b_4 in the region where u is finite, v is infinite; it is the line $v_{81} = 0, u_{82} = 0$.

Suppose that at a time ξ_8 we are near this exceptional line; i.e., $v_{81}(\xi_8), u_{82}(\xi_8)$ are close to zero. We can expand the variables v_{81}, u_{82} as follows

$$\begin{cases} v_{81}(\xi_8) &= \delta v'_{81}(\xi_8) + O(\delta^2), \\ u_{82}(\xi_8) &= \delta u'_{82}(\xi_8) + O(\delta^2), \end{cases} \quad (\text{C.12})$$

where we assume the first derivatives are non-zero. Substituting this in to the equations for forward and backward iteration (2.2), we see that in the coordinates of the first chart

$$\begin{cases} u_{11}(q\xi_8) &\sim -\frac{1}{q} - \frac{u_{81}(\xi_8)}{q^3\xi_8}, \\ v_{11}(q\xi_8) &\sim -\delta q v'_{81}(\xi_8), \end{cases} \quad \begin{cases} u_{71}(\xi_8/q) &\sim u_{81}(\xi_8), \\ v_{71}(\xi_8/q) &\sim \delta v'_{81}(\xi_8), \end{cases} \quad (\text{C.13})$$

and in the coordinates of the second chart

$$\begin{cases} u_{11}(q\xi_8) &\sim -\frac{1}{q} - \frac{1}{q^3\xi_8 v_{82}(\xi_8)}, \\ v_{11}(q\xi_8) &\sim -\delta q v_{82}(\xi_8)u'_{82}(\xi_8), \end{cases} \quad \begin{cases} u_{71}(\xi_8/q) &\sim \frac{1}{v_{82}(\xi_8)}, \\ v_{71}(\xi_8/q) &\sim \delta v_{82}(\xi_8)u'_{82}(\xi_8). \end{cases} \quad (\text{C.14})$$

We see that under forward iteration this is near the line $v_{11} = 0$, or rather E_1 . Under backward iteration, we are mapped to near the line $v_{71} = 0$, or rather E_7 .

Acknowledgements

The authors would like to thank A. Dzhamay, C. Lustrì and T. Takenawa for very helpful discussions. The research reported in this paper was supported by Australian Laureate Fellowship Grant #FL120100094 from the Australian Research Council.

References

- [1] J.J. Duistermaat, *Discrete integrable systems: QRT maps and elliptic surfaces*, Springer, New York, 2010.
- [2] J.J. Duistermaat and N. Joshi, *Okamoto's space for the first Painlevé equation in Boutroux coordinates*, Archive for Rational Mechanics and Analysis **202** (2011), no. 3, 707–785 (English).
- [3] Robin Hartshorne, *Algebraic geometry*, Graduate Texts in Mathematics, vol. 52, Springer, 1977.
- [4] N. Joshi, *Quicksilver solutions of a q -difference first Painlevé equation*, ArXiv: 1306.5045 (2013).
- [5] Seiji Nishioka, *Transcendence of solutions of q -Painlevé equation of type $A_7^{(1)}$* , Aequationes mathematicae **79** (2010), no. 1-2, 1–12 (English).
- [6] Yousuke Ohyama, *Expansions on special solutions of the first q -Painlevé equation around the infinity*, Proceedings of the Japan Academy, Series A, Mathematical Sciences **86** (2010), no. 5, 91–92.
- [7] H. Sakai, *Rational surfaces associated with affine root systems and geometry of the Painlevé equations*, Communications in Mathematical Physics **220** (2001), no. 1, 165–229.

SCHOOL OF MATHEMATICS AND STATISTICS, UNIVERSITY OF SYDNEY, NSW 2006, AUSTRALIA
E-mail address: `nalini.joshi@sydney.edu.au`

SCHOOL OF MATHEMATICS AND STATISTICS, UNIVERSITY OF SYDNEY, NSW 2006, AUSTRALIA
E-mail address: `sarah.lobb@sydney.edu.au`