

Mixed Integer Programming to Globally Minimize the Economic Load Dispatch Problem With Valve-Point Effect

Michael Azzam, S. Easter Selvan, Augustin Lefèvre, and P.-A. Absil

Abstract—Optimal distribution of power among generating units to meet a specific demand subject to system constraints is an ongoing research topic in the power system community. The problem, even in a static setting, turns out to be hard to solve with conventional optimization methods owing to the consideration of *valve-point effects* which make the cost function nonsmooth and nonconvex. This difficulty gave rise to the proliferation of population-based global heuristics in order to address the multi-extremal and nonsmooth problem. In this paper, we address the economic load dispatch problem (ELDP) with valve-point effect in its classic formulation where the cost function for each generator is expressed as the sum of a quadratic term and a rectified sine term. We propose two methods that resort to piecewise-quadratic surrogate cost functions, yielding surrogate problems that can be handled by mixed-integer quadratic programming (MIQP) solvers. The first method shows that the global solution of the ELDP can often be found by using a fixed and very limited number of quadratic pieces in the surrogate cost function. The second method adaptively builds piecewise-quadratic surrogate under-estimations of the ELDP cost function, yielding a sequence of surrogate MIQP problems. It is shown that any limit point of the sequence of MIQP solutions is a global solution of the ELDP. Moreover, numerical experiments indicate that the proposed methods outclass the state-of-the-art algorithms in terms of minimization value and computation time on practical instances.

Index Terms—Economic load dispatch, Global convergence, Mixed integer quadratic programming, Valve-point effect.

I. INTRODUCTION

ECONOMIC LOAD DISPATCH PROBLEM (ELDP) attempts to minimize the cost associated with the power generation by optimally scheduling the load across generating units to meet a certain demand subject to system constraints [1]. It is not uncommon to notice that the cost function for a generator is approximated by a quadratic function for the sake of simplicity. Nevertheless, when the cost function also takes into account highly nonlinear input-output characteristics due to valve-point loadings, even the static ELDP problem that ignores the ramp-rate constraints turns out to be difficult to solve. The challenges faced by the solvers stem from (i) the nonsmooth cost function and (ii) the multi-extremal nature of the problem.

A popular strategy to address the ELDP is to rely on a (population-based) stochastic search algorithm. Indeed, a myriad of such algorithms have been proposed during recent years, including genetic algorithms [2], evolutionary programming [1], particle swarm optimization [3], ant swarm optimization [4], differential evolution [5], firefly algorithm [6],

bacterial foraging algorithm [7], and biogeography-based optimization [8].

Since heuristics enable the global exploration, and a local method aids to converge to a local optimum, a focussed effort has been made by many to integrate a global heuristics with a local optimizer, resulting in hybrid algorithms. Interested readers may refer to [9] for an exhaustive list of such algorithms in the ELDP context. A few well-known local optimizers integrated with a global scheme to tackle the ELDP are the Nelder-Mead method [7], generalized pattern search [10], sequential quadratic programming [11], and a Riemannian subgradient steepest descent [12]. Note that the equality constraint must be handled by way of a slack variable or a barrier approach, and the inequality constraints with the help of a penalty approach in global heuristics. Furthermore, even though the global heuristics favor finding the global minimum, these hybrid algorithms are guaranteed at best to find a local minimum.

In this paper, we introduce new techniques to efficiently build surrogates of the ELDP cost function in order to take advantage of powerful modern mixed-integer programming (MIP) solvers. In particular, the adaptive technique introduced in Section V builds a sequence of surrogate piecewise-quadratic cost functions that aims at keeping low the number of pieces for the sake of efficiency while nevertheless offering the guarantee that the sequence of surrogate solutions converge to the global solution of the ELDP. It is interesting to note that the MIP method vested with theoretical guarantees as applied to a static ELDP with the valve-point effect may be extended to a dynamic setting, provided the number of generating units is not too large. Finally, we demonstrate that the minimization results from a 3-, two instances of 13-, and a 40-generator settings are lower than the results reported thus far in the literature with the same datasets.

While the rectified-sine model (1b) of the valve-point effect was proposed more than 20 years ago [2], it is only in the past few months that MIP techniques appeared in the literature to handle this problem formulation [13], [14], [15]. The methods introduced in this paper contribute beyond this recent literature in two ways. (i) The approach proposed in Section III shows that it is often possible to obtain the exact global solution with a fixed and very limited number of linear pieces in the surrogate cost function. (ii) The adaptive approach proposed in Section V, while sharing several aspects with the recent report [14], introduces fewer breakpoints in the surrogate cost function, allowing for a reduced complexity. Moreover, it takes

into account that it is only the rectified sine term that is piecewise concave in (1b); this leads a piecewise-quadratic under-approximation of (1b) that is handled by mixed-integer quadratic programming (MIQP).

The remainder of the article is organized as follows. In Section II, the ELDP with the valve-point effect is briefly presented. The principle behind our approach is first expounded in Section III using a simple linear approximation of the term that accounts for the nonconvexity and nonsmoothness. Section IV reviews MIP formulations for general piecewise-linear objective functions and shows how this technique can be integrated in the ELDP. The adaptive algorithm is introduced and its convergence analysis carried out in Section V. Numerical results are reported in Section VI, and conclusions are drawn in Section VII.

II. PROBLEM STATEMENT

In this section, we recall the formulation of the widely investigated ELDP with valve-point effect, as described, e.g., in [9].

In the ELDP, the main component of the cost that needs to be taken into account, is the cost of the input, that is to say the fuel. The objective function used in the problem is thus defined by how we represent the input-output relationship of each generator. The total cost is then naturally the sum of each contribution. The objective function is thus written

$$f(\mathbf{p}) = \min_{\mathbf{p} \in \mathbb{R}^n} \sum_{i=1}^n f_i(p_i), \quad (1a)$$

where f is the total cost function in \$/h, equal to the sum of the n f_i univariate functions that give the individual contribution in the total cost of the i th generator, depending on the p_i amount of power, in MW, assigned to this unit.

A classical, simple and straightforward approach to construct the cost functions is to use a quadratic function for each generator, i.e., $f_i(p_i) = a_i p_i^2 + b_i p_i + c_i$, where a_i , b_i and c_i scalar coefficients.

However, in reality, performance curves do not behave so smoothly. In the case of generating units with multi-valve steam turbines, ripples will typically be seen in the curve. Large steam turbine generators usually have a number of steam admission valves that are opened in sequence to meet an increasing demand from a unit. And as each steam admission valve starts to open, a sharp increase in losses due to wire drawing effects occur [9], [16]. This is the so-called valve-point effect. To try to capture this effect in the model, a rectified sine term is usually added to the fuel cost functions, so that they become

$$f_i(p_i) = a_i p_i^2 + b_i p_i + c_i + d_i |\sin(e_i(p_i - p_i^{\min}))| \quad (1b)$$

where d_i and e_i are additional positive coefficients needed to take the valve-point effect into account [2]. We can see how the new term affects the cost function in the example of Fig. 1.

Unfortunately, this addition brings two detrimental properties in the problem: non-convexity and non-differentiability. These are two major hindrances that prevent the direct application of usual optimization algorithms.

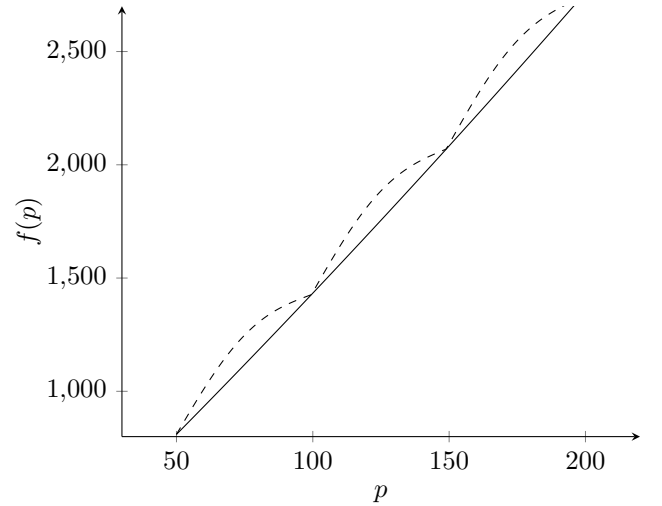


Fig. 1. Examples of cost functions for a generator, without (solid) or with (dashed) valve-point effect

Naturally, the problem has also some constraints that must be satisfied and restrict the search space. First, the producer must meet the demand, even though some power will be lost in the network. This is the *power balance constraint*, formulated through an equality constraint

$$\sum_{i=1}^n p_i = p_D + p_L(\mathbf{p}) \quad (2)$$

with scalar p_D and function p_L being respectively the demand on the system and the transmission loss in the network, both in MW. The transmission loss is computed using the so-called *B-coefficients* as

$$p_L(\mathbf{p}) = \mathbf{p}^t B \mathbf{p} + \mathbf{p}^t \mathbf{b}^0 + b^{00} \quad (3)$$

where B is a symmetric positive-semidefinite matrix, \mathbf{b}^0 a vector of size n and b^{00} a scalar.

The other type of constraints are *generator capacity constraints*, which take the form of box constraints imposing that each unit has its own range of possible power generation, from p_i^{\min} to p_i^{\max} . This is easily transcribed as inequality constraints

$$p_i^{\min} \leq p_i \leq p_i^{\max}, \quad (4)$$

where p_i^{\min} and p_i^{\max} are obviously the minimum and maximum power output of the i th generator, in MW.

The set of points that satisfy constraints (2) and (4) is termed the *feasible set* of the ELDP.

As is often done, we will ignore the transmission loss in the network, i.e., we set $p_L = 0$ in (2). The static ELDP without losses is then classically written as

$$\begin{aligned} & \min_{\mathbf{p} \in \mathbb{R}^n} \sum_{i=1}^n a_i p_i^2 + b_i p_i + c_i + d_i |\sin(e_i(p_i - p_i^{\min}))| \\ & \text{subject to} \quad \sum_{i=1}^n p_i = p_D \\ & \quad p_i^{\min} \leq p_i \leq p_i^{\max} \quad \forall i \in \{1, \dots, n\} \end{aligned} \quad (5)$$

However, as we point out in the concluding section, considering the loss does not add much complexity.

III. A FIRST SIMPLE MIQP APPROACH

We now introduce our first, crude but effective way of building a piecewise-quadratic surrogate of the ELDP cost function (1), and we show how to solve the resulting surrogate problem with an MIQP solver.

As discussed in the previous section, the term

$$|\sin(e_i(p_i - p_i^{\min}))| \quad (6)$$

of the objective function makes the optimization problem challenging because it breaks its smoothness and convexity.

In this paper, we overcome the difficulty by approximating (6) with functions that are more manageable, namely piecewise-linear functions. Even though they do not restore smoothness nor convexity of the problem, they are conveniently handled by mixed-integer programming.

A first simple piecewise-linear approximation consists of replacing $|\sin x|$ by $|x|$ over $[-\pi/2, \pi/2]$ and completing the approximation over the whole domain by periodic extension, observing that $|\sin x|$ is periodic of period π . The underlying motivation is to keep low the number of linear pieces while capturing accurately the behavior of (6) around its kink points, as the optimum tends to be located at those kink points.

The resulting function can be compactly written as $|\arcsin(\sin x)|$, which has the sawtooth shape shown in Fig. 2. This function can be interpreted as the distance between x and the closest multiple of π . This can be written as a small mixed integer optimization problem such as

$$|\arcsin(\sin x)| = \min_{k \in \mathbb{Z}} |x - k\pi|$$

which can be reformulated to become linear, as follows :

$$\begin{aligned} \min_{(k,t) \in \mathbb{Z} \times \mathbb{R}} \quad & t \\ \text{s.t.} \quad & x - k\pi \leq t \\ & x - k\pi \geq -t. \end{aligned}$$

The problem is thus very simple, even though we introduce an integer variable. By introducing this in the original problem, we get

$$\begin{aligned} \min_{p,k,t} \quad & \sum_i a_i p_i^2 + b_i p_i + c_i + d_i t_i \\ \text{s.t.} \quad & \sum_i p_i = D \\ & p_i^{\min} \leq p_i \leq p_i^{\max} \\ & -t_i \leq e_i(p_i - p_i^{\min}) - \pi k_i \leq t_i \\ & p_i \in \mathbb{R} \\ & t_i \in \mathbb{R} \\ & k_i \in \mathbb{N} \end{aligned} \quad (7)$$

which is an MIQP problem. This class of problems can be solved exactly by solvers, for instance, CPLEX, Gurobi or Mosek. In Section VI, we see that this model gives results that are competitive with other methods suggested in the literature.

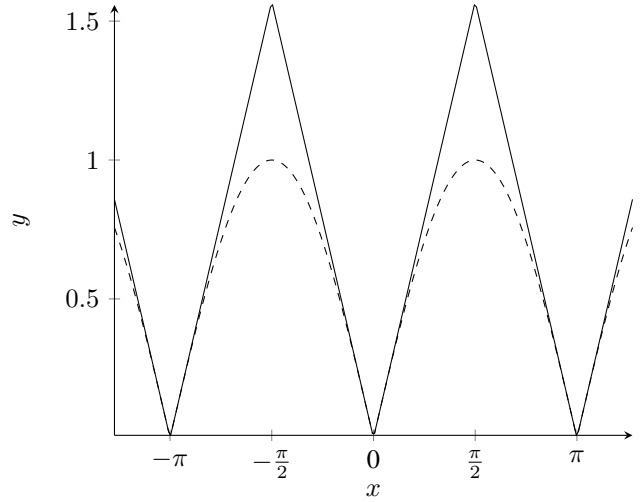


Fig. 2. Plot of $|\sin(x)|$ on the interval $[-4,4]$ and the suggested surrogate : $|\arcsin(\sin(x))|$. Sine is in dashed line and the surrogate is solid.

IV. FINER APPROXIMATION WITH PIECEWISE LINEAR FUNCTIONS

In this section, we show how to handle general piecewise-linear surrogate objective functions, then we consider specifically an over-approximation obtained from tangents to the rectified sine function.

Let us say we want to minimize on an interval $[v, w]$, a piecewise linear function g described by the slopes α_i and intercepts β_i of its m line segments components as well as its breakpoints $X_1 = v, X_2, \dots, X_{m+1} = w$. This objective function can be expressed as a mixed integer linear problem such as

$$\begin{aligned} \min \quad & \sum_{i=1}^m \alpha_i \chi_i + \beta_i \eta_i \\ \text{s.t.} \quad & \sum_{i=1}^m \chi_i = x \\ & \sum_{i=1}^m \eta_i = 1 \\ & X_i \eta_i \leq \chi_i \leq X_{i+1} \eta_i \quad \forall i \in \{1, \dots, m\} \\ & \eta_i \in \{0, 1\} \quad \forall i \in \{1, \dots, m\}. \end{aligned} \quad (8)$$

This system of constraints ensures that for a given x , only one of the binary variables η_i will be equal to one, indicating which segment is active, while one of the real variables χ_i will hold the value of x and the others will be equal to zero. Thus, only one term of the objective will be non zero. It will be equal to the value of the linear function of slope α_i and intercept β_i , at this abscissa.

We now integrate this technique in our model. Instead of replacing $|\sin x|$ by $\min_{k \in \mathbb{Z}} |x - k\pi|$, we use the output of this as the abscissa for finer approximation through piecewise linear functions. For example, with m_i segments for the cost function of unit i ,

$$\begin{aligned}
& \min_{p,k,t,\chi,\eta} \sum_i \left[a_i p_i^2 + b_i p_i + c_i + d_i \sum_{j=1}^{m_i} (\alpha_{ij} \chi_{ij} + \beta_{ij} \eta_{ij}) \right] \\
& \text{s.t.} \quad \sum_i p_i = D \\
& \quad p_i^{\min} \leq p_i \leq p_i^{\max} \\
& \quad -t_i \leq e_i(p_i - p_i^{\min}) - \pi k_i \leq t_i \\
& \quad X_j \eta_{i,j} \leq \chi_{i,j} \leq X_{j+1} \eta_{i,j} \\
& \quad t_i = \sum_{j=1}^{m_i} \chi_{i,j} \\
& \quad \sum_{j=1}^{m_i} \eta_{i,j} = 1 \\
& \quad p_i \in \mathbb{R} \\
& \quad t_i, \chi_{i,j} \in \mathbb{R}^+ \\
& \quad k_i \in \mathbb{N} \\
& \quad \eta_{i,j} \in \{0, 1\}
\end{aligned} \tag{9}$$

where t_i are the distances to the nearest root, $\chi_{i,j}$ and $\eta_{i,j}$ are auxiliary variables that help us get the right value in the objective function depending on which segment we are located in and α_{ij} and β_{ij} are constants that parametrize the line segments.

A course of action we could opt for is following the logic of the previous section and build an over-approximation with first-order Taylor approximation to the sine at different points.

With three segments, it would mean we want to approximate $\sin x$ by $\min(x, T_1(x), T_2(x))$, where $T_1(x)$ and $T_2(x)$ are the tangents to $\sin x$ at respectively θ_1 and θ_2 . A bit of algebra gives us the parameters

$$\alpha_j = \cos \theta_j$$

$$\beta_j = \sin \theta_j - \theta_j \cos \theta_j$$

and the endpoints of the intervals

$$\begin{aligned}
X_1 &= \frac{\sin \theta_1 - \theta_1 \cos \theta_1}{1 - \cos \theta_1} \\
X_2 &= \frac{\theta_2 \cos \theta_2 - \theta_1 \cos \theta_1 - \sin \theta_2 + \sin \theta_1}{\cos \theta_2 - \cos \theta_1}
\end{aligned}$$

This is illustrated in Fig. 3. Numerical results are reported in Section VI.

V. GLOBAL METHOD BASED ON ADAPTIVE UNDER-APPROXIMATION

In this section, we will describe an algorithm that provably converges toward a global minimum of the ELDP. The way to achieve this is to change our approach to use under-approximations instead of over-approximations.

Over-approximations with tangents seem natural because we can then infer properties from Taylor's theorem, but under-approximations have the useful property that if the under-approximation and the true function coincide at a global minimizer x^* of the under-approximation, then x^* is also a global minimizer of the true function.

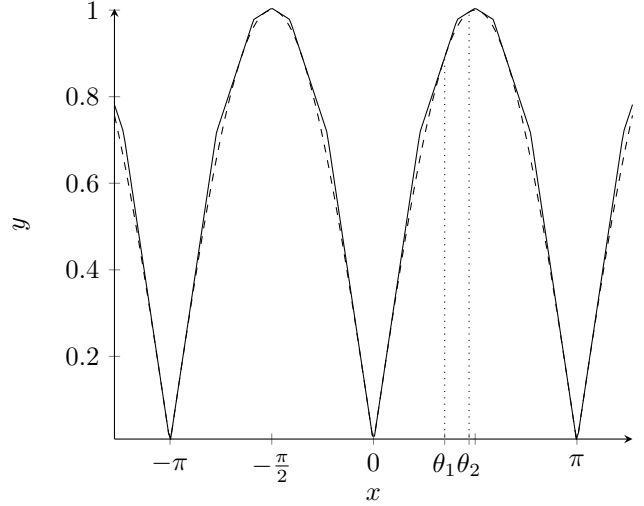


Fig. 3. Plot of $|\sin(x)|$ on the interval $[-4,4]$ and a piecewise linear approximation, built from tangents. Sine is in dashed line and the approximation is solid. θ_1 and θ_2 are the tangency points.

Proposition 1: Let $f : X \mapsto \mathbb{R}$ and $g : X \mapsto \mathbb{R}$ be two functions such that $g(x) \leq f(x) \forall x \in X$ and $x^* \in X$ a global minimizer of g . If $g(x^*) = f(x^*)$, then x^* is a global minimizer of f .

Proof: Since x^* is a global minimizer of g , $g(x^*) \leq g(x)$ for every $x \in X$. And because $g \leq f$, we have $g(x^*) \leq g(x) \leq f(x)$ for every $x \in X$. Finally, since $f(x^*) = g(x^*)$, we can conclude. ■

So if we were able to find such an under-approximation, then we would have found the global minimum. What we suggest is to build a sequence of under-approximations that achieve this goal at the limit.

As before, we will make use of piecewise linear functions to approach the sine part of the real cost function. We start off with a simple chord of $|\sin x|$ that links its extreme points. We then solve problem (9). We want the next approximation in the sequence to be equal to the true objective function at the solution \mathbf{p}^0 we found for the first approximation. Therefore, we use the values of t_i as breaking points for the new piecewise linear approximation and compute the coefficients of the line segments so that $g^1(\mathbf{p}^0) = f(\mathbf{p}^0)$. We can now simply repeat this procedure again, find the new solution \mathbf{p}^1 , build a new approximation g^2 , so on, till convergence is reached.

At each iteration, the approximation becomes closer to the true function. Of course, it is very possible that for a generator, its assigned power does not change from one iteration to another and so, the approximation will stay the same. This is actually desired because it means we add less complexity than we might have expected.

This algorithm can be formalized for our specific needs as follows, where \mathcal{X}_i is the set of break points for cost function i , m_i the number of segments for its approximation, $X_{i,j}$ the j th element of \mathcal{X}_i in ascending order, α_{ij} and β_{ij} the coefficients of line segment j of cost function i , δ the change in optimal value as a proxy to measure convergence, and ϵ a given positive parameter.

We now analyze the convergence of Algorithm 1.

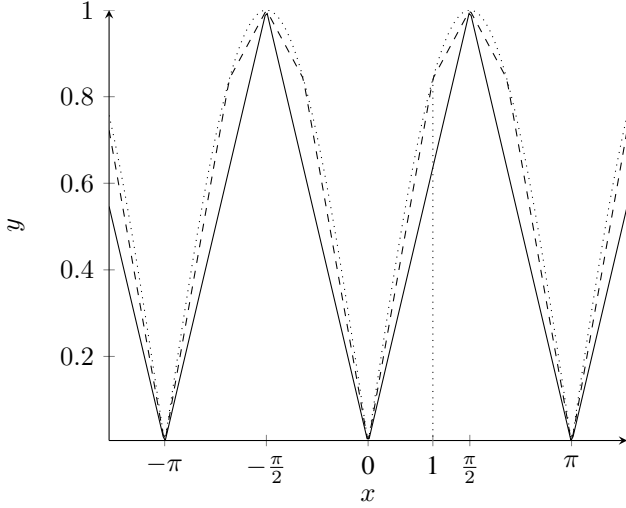


Fig. 4. Plot of the two first approximations of the sine term for a given generator. We assume that the solution for this unit in the first iteration was 1.

Algorithm 1 Adaptive piecewise-quadratic under-approximation

```

for  $i = 1, \dots, n$  do
   $\mathcal{X}_i \leftarrow \{0, \pi/2\}$ 
   $m_i \leftarrow 1$ 
end for
5: repeat
  for  $i = 1, \dots, n$  do
    for  $j = 1, \dots, m_i$  do
       $\alpha_{i,j} \leftarrow (\sin(X_{i,j+1}) - \sin(X_{i,j})) / (X_{i,j+1} - X_{i,j})$ 
       $\beta_{i,j} \leftarrow \sin(X_{i,j}) - \alpha_{i,j} X_{i,j}$ 
10:    end for
    end for
     $(\hat{\mathbf{p}}, \hat{g}) \leftarrow$  solve problem (9), where  $\hat{\mathbf{p}}$  denotes the
    optimal  $\mathbf{p}$  and  $\hat{g}$  the optimal value of the surrogate cost
    function;
     $\delta \leftarrow f(\hat{\mathbf{p}}) - \hat{g}$ 
    for  $i = 1, \dots, n$  do
15:      $\mathcal{X}_i \leftarrow \mathcal{X}_i \cup \{t_i\}$ 
      $m_i \leftarrow \#\mathcal{X}_i - 1$ 
    end for
  until  $\delta < \epsilon$ 

```

Theorem 2 (convergence to the global minimum): Let f^* denote the optimal value of the cost function f (1) of the ELDP (5). For $m = 0, 1, \dots$, let g_m denote the piecewise-quadratic surrogate cost function used by Algorithm 1 at iteration m , and let $\mathbf{p}_m \in \mathbb{R}^n$ denote the power outputs produced by Algorithm 1 at iteration m by solving problem (9). Recall that $g_m(\mathbf{p}_m) = \min g_m$ and denote it by g_m^* . Then $\lim_{m \rightarrow \infty} g_m^* = \lim_{m \rightarrow \infty} f(\mathbf{p}_m) = f^*$, and every limit point of $(\mathbf{p}_m)_{m \in \mathbb{N}}$ is a global solution of the ELDP.

Proof: We first show that f and g_m , $m = 0, 1, \dots$, are Lipschitz continuous on the ELDP feasible set with a common Lipschitz constant K . Indeed, for every i , the cost function

f_i (1b) satisfies the Lipschitz property $|f_i(p_i + \Delta) - f_i(p_i)| \leq (2a_i p_i^{\max} + b_i + d_i e_i) \Delta$ for all p_i and $p_i + \Delta$ that satisfy the generator capacity constraints (4). The ELDP cost function f (1), being the sum of Lipschitz continuous functions, is thus Lipschitz continuous on the ELDP feasible set, with a constant $K = \sum_{i=1}^n 2a_i p_i^{\max} + b_i + d_i e_i$. Since g_m is obtained by replacing the rectified sines of f by chords, it follows that $2a_i p_i^{\max} + b_i + d_i e_i$ is still a Lipschitz constant for the contribution of generator i to g_m , and hence that K is also a Lipschitz constant for g_m .

Since building g_{m+1} from g_m consists of inserting, for each generator, one new breakpoint for the piecewise-linear under-approximation of the piecewise-concave rectified sine, it follows that, for every m ,

$$g_m \leq g_{m+1} \leq f. \quad (10)$$

Therefore $(g_m^*)_{m \in \mathbb{N}}$ is a nondecreasing sequence bounded by f^* . Thus $(g_m^*)_{m \in \mathbb{N}}$ converges and $\lim_{m \rightarrow \infty} g_m^* \leq f^*$.

We show that $\lim_{m \rightarrow \infty} g_m^* = f^*$. By contradiction, assume that $\lim_{m \rightarrow \infty} g_m^* = f^* - \epsilon$ with $\epsilon > 0$. Since $(\mathbf{p}_m)_{m \in \mathbb{N}}$ is bounded in view of the generator capacity constraints (4), there exists a subsequence $(\mathbf{p}_{m_k})_{k \in \mathbb{N}}$ that converges. We then have the following inequalities which we justify hereafter:

$$\|\mathbf{p}_{m_k} - \mathbf{p}_{m_{k+1}}\| \geq \frac{1}{K} [g_{m_{k+1}}(\mathbf{p}_{m_k}) - g_{m_{k+1}}(\mathbf{p}_{m_{k+1}})] \quad (11)$$

$$\geq \frac{1}{K} [f^* - g_{m_{k+1}}(\mathbf{p}_{m_{k+1}})] \quad (12)$$

$$\geq \frac{1}{K} [f^* - (f^* - \epsilon)] \quad (13)$$

$$\geq \frac{\epsilon}{K},$$

a contradiction since $(\mathbf{p}_{m_k})_{k \in \mathbb{N}}$ converges. Inequality (11) states Lipschitz continuity of $g_{m_{k+1}}$ with constant K . Inequality (12) follows from $g_{m_{k+1}}(\mathbf{p}_{m_k}) = f(\mathbf{p}_{m_k}) \geq f^*$; indeed, by construction, \mathbf{p}_{m_k} is a breakpoint of $g_{m_{k+1}}$ and all subsequent surrogate cost functions. Finally, (13) follows from $g_{m_{k+1}}(\mathbf{p}_{m_{k+1}}) = g_{m_{k+1}}^* \leq f^* - \epsilon$.

We now show that $\lim_{m \rightarrow \infty} f(\mathbf{p}_m) = f^*$. By contradiction, suppose not. Then there is an infinite subsequence $(\mathbf{p}_{m_k})_{k \in \mathbb{N}}$ and $\epsilon > 0$ such that $f(\mathbf{p}_{m_k}) \geq f^* + \epsilon$. We assume w.l.o.g. that $(\mathbf{p}_{m_k})_{k \in \mathbb{N}}$ converges; if not, we extract a sub-subsequence that does. By the triangle inequality, we have

$$\begin{aligned} |f(\mathbf{p}_{m_k}) - f^*| &\leq |f(\mathbf{p}_{m_k}) - g_{m_{k+1}}(\mathbf{p}_{m_k})| \\ &\quad + |g_{m_{k+1}}(\mathbf{p}_{m_k}) - g_{m_{k+1}}(\mathbf{p}_{m_{k+1}})| \\ &\quad + |g_{m_{k+1}}(\mathbf{p}_{m_{k+1}}) - f^*|. \end{aligned}$$

The first term of the bound is zero by construction of the surrogate functions. The second term goes to zero as $k \rightarrow \infty$ in view of the common Lipschitz constant K and the convergence of $(\mathbf{p}_{m_k})_{k \in \mathbb{N}}$. The third term goes to zero as $k \rightarrow \infty$ since $g_{m_{k+1}}(\mathbf{p}_{m_{k+1}}) = g_{m_{k+1}}^*$ and $\lim_{m \rightarrow \infty} g_m^* = f^*$. Hence $|f(\mathbf{p}_{m_k}) - f^*|$ goes to zero, a contradiction.

Finally, let $(\mathbf{p}_{m_k})_{k \in \mathbb{N}}$ be a convergent subsequence and let \mathbf{p}_{m_∞} denote its limit. By continuity of f , we have that $f(\mathbf{p}_{m_\infty}) = \lim_{k \rightarrow \infty} f(\mathbf{p}_{m_k}) = f^*$. ■

Note that, in view of the breakpoint insertion procedure (step 15 of Algorithm 1), it generally does not hold that g_m

TABLE I
FOUND SOLUTION FOR THE 3-UNITS STUDY CASE (I) USING THE SIMPLE MODEL (7)

Unit	Power (MW)
p_1	300.267
p_2	400.000
p_3	149.733
Total cost (\$/h)	8234.07
Best in lit. (\$/h)	8234.07
Real time (s)	0.013
CPU time (s)	0.012

TABLE II
FOUND SOLUTION FOR THE 13-UNITS STUDY CASE (IIA) USING THE SIMPLE MODEL (7)

Unit	Power (MW)
p_1	628.319
p_2	222.749
p_3	149.600
p_4	109.867
p_5	60.000
p_6	109.867
p_7	109.867
p_8	109.867
p_9	109.867
p_{10}	40.000
p_{11}	40.000
p_{12}	55.000
p_{13}	55.000
Total cost (\$/h)	17963.83
Best in lit. (\$/h)	17963.83
Real time (s)	0.381
CPU time (s)	0.708

converges to f pointwise; otherwise the proof above could have been more direct.

VI. NUMERICAL RESULTS

After having built such a model, we can hand it over to a solver that can handle MIQP. Here we will use the Gurobi solver [17]. To study the efficiency of our method, we will test it on the most common test cases in the literature : a 3-units setting with a demand of 850 MW [2] (I), a 13-units setting with a demand of 1800 MW [1] (IIa) and 2520 MW [18] (IIb), and a 40-units setting with a demand of 10,500 MW [1] (III). Using model (7) and these datasets, and feeding them to Gurobi, we get the solutions given in tables I, II, IV. The hardware used is a PC with a Intel Core 2 Duo P8600 CPU (two cores at 2,4 Ghz) and 3 GB of RAM, on GNU/Linux.

If we compare these results to those found in the literature [19], we can see that they are close to the best solutions found to date. In fact, for I and IIa, we do get the best results, while for IIb and III, it is less than 0.005% worse. Furthermore, it is achieved on a deterministic basis, without the uncertainty and irreproducibility of the commonly used heuristics.

For the model of Section IV, table V shows the solution found for a choice of parameter $\theta_1 = 0.35\pi$ and $\theta_2 = 0.47\pi$.

TABLE III
FOUND SOLUTION FOR THE 13-UNIT CASE (IIB) USING THE SIMPLE MODEL (7)

Unit	Power (MW)
p_1	628.319
p_2	299.199
p_3	299.199
p_4	159.733
p_5	159.733
p_6	159.733
p_7	159.733
p_8	159.733
p_9	159.733
p_{10}	77.400
p_{11}	77.400
p_{12}	90.042
p_{13}	90.042
Total cost (\$/h)	24170.66
Best in lit. (\$/h)	24169.92
Real time (s)	0.054
CPU time (s)	0.084

TABLE IV
FOUND SOLUTION FOR THE 40-UNITS STUDY CASE (III) USING THE SIMPLE MODEL (7)

Unit	Power (MW)	Unit	Power (MW)
p_1	110.800	p_{21}	523.279
p_2	110.800	p_{22}	523.279
p_3	97.400	p_{23}	523.279
p_4	179.733	p_{24}	523.279
p_5	90.279	p_{25}	523.279
p_6	140.000	p_{26}	523.279
p_7	259.600	p_{27}	10.000
p_8	284.600	p_{28}	10.000
p_9	284.600	p_{29}	10.000
p_{10}	130.000	p_{30}	90.279
p_{11}	168.800	p_{31}	190.000
p_{12}	168.800	p_{32}	190.000
p_{13}	214.760	p_{33}	190.000
p_{14}	394.279	p_{34}	164.800
p_{15}	394.279	p_{35}	164.800
p_{16}	304.520	p_{36}	164.800
p_{17}	489.279	p_{37}	110.000
p_{18}	489.279	p_{38}	110.000
p_{19}	511.279	p_{39}	110.000
p_{20}	511.279	p_{40}	511.279
Total cost (\$/h)			121415.31
Best in lit. (\$/h)			121412.54
Real time (s)			0.116
CPU time (s)			0.192

The resulting optimal value is slightly better than what we found earlier. The real time needed is 0.493 s for a CPU time of 0.902 s.

We also tested the method of Section V on the different study cases. It so happens that it finds exactly the same solutions (except for a few swaps in equivalent generators) as the method of Section IV for case I, IIa and III thereby proving their optimality. The exception is case IIb, for which a slightly better solution is found (table VI). Note that the algorithm of Section V always needs more time since it takes at least two iterations to stop: one to get a solution and another

TABLE V
SOLUTION FOR 40-UNITS CASE STUDY (III) USING THE MODEL OF SECTION IV.

Unit	Power (MW)	Unit	Power (MW)
p_1	110.800	p_{21}	523.279
p_2	110.800	p_{22}	523.279
p_3	97.400	p_{23}	523.279
p_4	179.733	p_{24}	523.279
p_5	87.800	p_{25}	523.279
p_6	140.000	p_{26}	523.279
p_7	259.600	p_{27}	10.000
p_8	284.600	p_{28}	10.000
p_9	284.600	p_{29}	10.000
p_{10}	130.000	p_{30}	87.800
p_{11}	94.000	p_{31}	190.000
p_{12}	94.000	p_{32}	190.000
p_{13}	214.760	p_{33}	190.000
p_{14}	394.279	p_{34}	164.800
p_{15}	394.279	p_{35}	200.000
p_{16}	394.279	p_{36}	194.398
p_{17}	489.279	p_{37}	110.000
p_{18}	489.279	p_{38}	110.000
p_{19}	511.279	p_{39}	110.000
p_{20}	511.279	p_{40}	511.279
Total cost (\$/h)		121412.54	
Best in lit. (\$/h)		121412.54	
Real time (s)		0.493	
CPU time (s)		0.902	

TABLE VI
GLOBAL SOLUTION FOR CASE IIB FOUND WITH THE ALGORITHM OF SECTION V

Unit	Power (MW)	
p_1	628.319	
p_2	299.199	
p_3	299.199	
p_4	159.733	
p_5	159.733	
p_6	159.733	
p_7	159.733	
p_8	159.733	
p_9	159.733	
p_{10}	77.400	
p_{11}	77.400	
p_{12}	87.684	
p_{13}	92.400	
Total cost (\$/h)		24169.92
Best in lit. (\$/h)		24169.92
Real time (s)		0.589
CPU time (s)		0.592

to prove the optimality.

VII. CONCLUSION

This article concerns a piecewise quadratic under-approximation of the ELDP cost function that takes into account the valve-point effect, thereby providing a means to solve it globally with the MIQP method, despite the nonsmoothness and the nonconvexity of the original cost function. Furthermore, a convergence analysis is presented to show that, under mild assumptions, this strategy guarantees the global minimizer in the static ELDP context. In order

to support our claim, the minimization results are furnished for the datasets corresponding to a 3-, two instances of 13-, and a 40-generator setting, wherein the transmission losses are omitted. Interestingly enough, on the one hand, in accordance with the global convergence guarantee, the outcome of the cost minimization by the method of Section V is never surpassed by the hybrid methods, and on the other hand, the computational times are quite impressive.

While these widely used datasets in the ELDP literature enable us to investigate how our approach compares with the state-of-the-art methods, the same framework is applicable for scenarios that do not ignore losses. The only modification needed is to add the loss term in the constraint to take it into account and to relax the equality into an inequality. The reason behind the relaxation is to make the constraint convex and the model easy enough to solve. This does not change the solution of the problem as long as the objective function is monotonically increasing.

Moreover, these methods can be used for other cost functions, where the valve-point effect would be modeled differently. As long as the valve-point effect is represented by a periodic piecewise-concave function, only minor adaptation would be needed.

REFERENCES

- [1] N. Sinha, R. Chakrabarti, and P. K. Chattopadhyay, "Evolutionary programming techniques for economic load dispatch," *IEEE Trans. Evol. Comput.*, vol. 7, no. 1, pp. 83–94, Feb. 2003.
- [2] D. C. Walters and G. B. Sheblé, "Genetic algorithm solution of economic dispatch with valve point loading," *IEEE Trans. Power Syst.*, vol. 8, no. 3, pp. 1325–1332, Aug. 1993.
- [3] J. B. Park, K. S. Lee, J. R. Shin, and K. Y. Lee, "A particle swarm optimization for economic dispatch with nonsmooth cost functions," *IEEE Trans. Power Syst.*, vol. 20, no. 1, pp. 34–42, Feb. 2005.
- [4] J. Cai, X. Ma, L. Li, Y. Yang, H. Peng, and X. Wang, "Chaotic ant swarm optimization to economic dispatch," *Electric Power Systems Research*, vol. 77, no. 10, pp. 1373–1380, Aug. 2007.
- [5] L. S. Coelho and V. C. Mariani, "Combining of chaotic differential evolution and quadratic programming for economic dispatch optimization with valve-point effect," *IEEE Trans. Power Syst.*, vol. 21, no. 2, pp. 989–996, May 2006.
- [6] X. S. Yang, S. S. S. Hosseini, and A. H. Gandomi, "Firefly algorithm for solving non-convex economic dispatch problems with valve loading effect," *Applied Soft Computing*, vol. 12, no. 3, pp. 1180–1186, Mar. 2011.
- [7] B. K. Panigrahi and V. R. Pandi, "Bacterial foraging optimisation: Nelder-Mead hybrid algorithm for economic load dispatch," *IET Generation, Transmission & Distribution*, vol. 2, no. 4, pp. 556–565, Jul. 2008.
- [8] A. Bhattacharya and P. K. Chattopadhyay, "Hybrid differential evolution with biogeography-based optimization for solution of economic load dispatch," *IEEE Trans. Power Syst.*, vol. 25, no. 4, pp. 1955–1964, Nov. 2010.
- [9] M. S. P. Subathra, S. E. Selvan, T. A. A. Victoire, A. H. Christinal, and U. Amato, "A hybrid with cross-entropy method and sequential quadratic programming to solve economic load dispatch problem," *IEEE Syst. J.*, 2014, in press.
- [10] J. S. Alsumait, J. K. Sykulski, and A. K. Al-Othman, "A hybrid GA-PS-SQP method to solve power system valve-point economic dispatch problems," *Applied Energy*, vol. 87, no. 5, pp. 1773–1781, May 2010.
- [11] T. A. A. Victoire and A. E. Jeyakumar, "Hybrid PSO-SQP for economic dispatch with valve-point effect," *Electric Power Systems Research*, vol. 71, no. 1, pp. 51–59, Sep. 2004.
- [12] P. B. Borckmans, S. E. Selvan, N. Boumal, and P.-A. Absil, "A Riemannian subgradient algorithm for economic dispatch with valve-point effect," *Journal of Computational and Applied Mathematics*, vol. 255, pp. 848–866, Jan. 2014.

- [13] L. Yang, E. S. Fraga, and L. G. Papageorgiou, "Mathematical programming formulations for non-smooth and non-convex electricity dispatch problems," *Electric Power Systems Research*, vol. 95, pp. 302–308, Feb. 2013.
- [14] J. P. Pedroso, M. Kubo, and A. Viana, "Unit commitment with valve-point loading effect," arXiv preprint arXiv:1404.4944, 2014.
- [15] M. Q. Wang, H. B. Gooi, S. X. Chen, and S. Lu, "A mixed integer quadratic programming for dynamic economic dispatch with valve point effect," *IEEE Trans. Power Syst.*, 2014, in press.
- [16] I. C. Report, "Present practices in the economic operation of power systems," *IEEE Trans. Power App. Syst.*, vol. PAS-90, no. 4, pp. 1768–1775, Jul. 1971.
- [17] "Gurobi Optimizer Reference Manual," Gurobi Optimization, Inc., 2014. [Online]. Available: <http://www.gurobi.com>
- [18] K. P. Wong and Y. W. Wong, "Genetic and genetic/simulated-annealing approaches to economic dispatch," *IEE Proc. Generation, Transmission & Distribution*, vol. 141, no. 5, pp. 507–513, Jan. 1994.
- [19] A. S. Reddy and K. Vaisakh, "Shuffled differential evolution for economic dispatch with valve point loading effects," *International Journal of Electrical Power & Energy Systems*, vol. 46, pp. 342–352, Mar. 2013.