

Constraints on the exponential $f(R)$ model from latest Hubble parameter measurements

Yun Chen^{1,2,3}, Chao-Qiang Geng^{1,2}, Chung-Chi Lee², Ling-Wei Luo¹, and Zong-Hong Zhu⁴

¹*Department of Physics, National Tsing Hua University, Hsinchu 300, Taiwan*

²*Physics Division, National Center for Theoretical Sciences, Hsinchu 300, Taiwan*

³*Key Laboratory of Computational Astrophysics,
National Astronomical Observatories,*

Chinese Academy of Sciences, Beijing, 100012, China

⁴*Department of Astronomy, Beijing Normal University, Beijing 100875, China*

Abstract

We investigate the viable exponential $f(R)$ gravity in the metric formalism with $f(R) = -\beta R_s(1 - e^{-R/R_s})$. The latest sample of the Hubble parameter measurements with 23 data points is used to place bounds on this $f(R)$ model. A joint analysis is also performed with the luminosity distances of Type Ia supernovae and baryon acoustic oscillations in the clustering of galaxies, and the shift parameters from the cosmic microwave background measurements, which leads to $0.240 < \Omega_m^0 < 0.296$ and $\beta > 1.47$ at 1σ confidence level. The evolutions of the deceleration parameter $q(z)$ and the effective equations of state $\omega_{de}^{eff}(z)$ and $\omega_{tot}^{eff}(z)$ are displayed. By taking the best-fit parameters as prior values, we work out the transition redshift (deceleration/acceleration) z_T to be about 0.77. It turns out that the recent observations are still unable to distinguish the background dynamics in the Λ CDM and exponential $f(R)$ models.

PACS numbers: 95.36.+x, 98.80.-k, 04.50.Kd

I. INTRODUCTION

It is one of the most significant problems in cosmology to understand the physical mechanism behind the late-time acceleration of the Universe [1, 2]. A number of scenarios have been proposed to account for this phenomenon [3–5]. In general, these fall into two categories: (i) the existence of an exotic form of energy with negative pressure, dubbed as “dark energy”, corresponding to a modification of the energy-momentum tensor in Einstein equations; and (ii) a modification of gravity, such as $f(R)$ gravity models with $f(R)$ representing an arbitrary function of the Ricci scalar R . The Λ -Cold Dark Matter (Λ CDM) model is the simplest candidate of dark energy and fits a number of observational data well, which is referred to as the standard model of Big Bang cosmology. However, this model cannot explain the origin of the inflation [6, 7] or the nature of dark energy by itself, and is also embarrassed by the well known cosmological constant problems [8, 9], known as “coincidence” and “fine-tuning” problems. The Lagrangian density for Λ CDM is given by $f(R) = -2\Lambda$, where Λ is the cosmological constant.

At present, the cosmological observations cannot distinguish between dark energy and modified gravity models. An important reason for the interest on the modified gravity theories is that the late-time acceleration of the Universe can be realized without recourse to an explicit dark energy matter component [10–12], while $f(R)$ gravity is one of the popular and simplest modifications to general relativity (GR) [13–15]. There are two approaches to derive field equations from the action in $f(R)$ gravity, i.e., the metric and Palatini formalisms. In GR, the two approaches provide identical field equations. However, they give rise to different field equations for the $f(R)$ models with non-linear forms of the Lagrangian density. It is pointed out that the Palatini $f(R)$ gravity appears to be in conflict with the Standard Model of particle physics [13]. Given this, the metric $f(R)$ gravity is preferred. The viability of $f(R)$ gravity is examined with various criteria [16], such as the local gravity constraints, the presence of the matter-dominated epoch, the stability of cosmological perturbations, the stability of the late-time de Sitter point, and avoiding anti-gravity.

The exponential $f(R)$ gravity theory in the metric formalism is one of the viable models,

which contains only one more parameter than the Λ CDM model and has been broadly studied in the literature [17–30]. In this work, we investigate the constraints on this model from the latest measurement on the Hubble parameter $H(z)$. In addition, several other popular probes are also associated in the joint analysis, including the distance measurements of baryon acoustic oscillations (BAO) from 6dFGS, WiggleZ and SDSS III Data Release 11 (DR11) and Type Ia supernovae (SNe Ia) from the SCP Union2 compilation, as well as the cosmic microwave background (CMB) measurements of the shift parameters from Planck and WMAP-9. The dynamical features of the model are also analyzed, such as the evolutions of the effective equations of state (EoS) ω_{de}^{eff} and ω_{tot}^{eff} , and the deceleration parameter $q(z)$. Note that the data on $H(z)$ were not employed in the previous study of the exponential gravity in Ref. [25].

The paper is organized as follows. In Sec. II, we review the exponential $f(R)$ gravity model. In Sec. III, we examine constraints on the model from different observational samples, particularly the latest $H(z)$ sample, along with the recent BAO, SNe Ia and CMB data sets. In Sec. IV, we analyze the results of observational constraints and discuss several noticeable problems. Finally, we present our main conclusions in Sec. V.

II. EXPONENTIAL $f(R)$ GRAVITY IN THE METRIC FORMALISM

In $f(R)$ gravity, the 4-dimensional action is given by

$$S = \frac{1}{2\kappa^2} \int d^4x \sqrt{-g} [R + f(R)] + S_m, \quad (1)$$

where $\kappa^2 = 8\pi G$, $f(R)$ is a general function of the Ricci scalar R , and S_m is the matter action. In this work, we study on an exponential $f(R)$ model in the metric formalism [17, 23] with

$$f(R) = -\beta R_s (1 - e^{-R/R_s}), \quad (2)$$

where R_s is a characteristic curvature scale and the combination βR_s can be determined by the present matter density Ω_m^0 . We take (Ω_m^0, β) as the free-parameter pair in this model. As pointed out in Ref. [17], there is no valid attractor solution for $\beta < 1$ because this would require $R < 0$. Given this, the prior $\beta \geq 1$ is taken in our calculation. Throughout this paper, a subscript 0 denotes the evaluation at the present time.

Based on the action given by Eq. (1), one can obtain the modified Friedmann equation of motion [31]

$$H^2 = \frac{\kappa^2 \rho_m}{3} + \frac{1}{6}(f_R R - f) - H^2(f_R + f_{RR} R'), \quad (3)$$

where $H \equiv \dot{a}/a$ is the Hubble parameter, a is the cosmic scale factor, and ρ_m is the energy density of matter including both cold dark and baryonic matters. In this study, we use a dot for the derivative with respect to the cosmic time t , a prime for $d/d \ln a$, $f_R \equiv \partial f / \partial R$, and $f_{RR} \equiv \partial^2 f / \partial R^2$. We consider the flat FLRW spacetime with the metric $(-, +, +, +)$, in which the Ricci scalar is given by

$$R = 12H^2 + 3(H^2)'. \quad (4)$$

Following Refs. [25, 32], we define

$$y_H \equiv \frac{H^2}{m^2} - a^{-3}, \quad y_R \equiv \frac{R}{m^2} - 3a^{-3}, \quad (5)$$

where $m^2 \equiv \kappa^2 \rho_m^0$ with ρ_m^0 the present matter density. With Eqs. (3) and (5), one can get a second order differential equation of y_H ,

$$y_H'' + J_1 y_H' + J_2 y_H + J_3 = 0, \quad (6)$$

where

$$\begin{aligned} J_1 &= 4 - \frac{1}{y_H + a^{-3}} \frac{f_R}{6m^2 f_{RR}}, \\ J_2 &= -\frac{1}{y_H + a^{-3}} \frac{f_R - 1}{3m^2 f_{RR}}, \\ J_3 &= -3a^{-3} + \frac{f_R a^{-3} + f/3m^2}{y_H + a^{-3}} \frac{1}{6m^2 f_{RR}}, \end{aligned} \quad (7)$$

with

$$R = m^2 [3(y_H' + 4y_H) + 3a^{-3}]. \quad (8)$$

The evolution of the Hubble parameter can be obtained by solving Eq. (6) numerically. We note that it is very difficult to find the true solutions of Eq. (6) when the exponential $f(R)$ model behaves essentially like the Λ CDM model (i.e., $e^{-R/R_s} < 10^{-5}$) in the high

redshift regime. As a result, the evolution of the Hubble parameter in this high- z regime can be computed with the following equation,

$$H(z) = H_0 \sqrt{\Omega_m^0 (1+z)^3 + \Omega_r^0 (1+z)^4 + \frac{\beta R_s}{6H_0^2}}, \quad (9)$$

where $\Omega_\Lambda = \beta R_s / 6H_0^2 \cong \Omega_m^0 y_H(z_{high})$ is the dark energy density, and Ω_r^0 is the energy density parameter of radiation which should not be neglected. In the latter analysis, we employ the prior, i.e., $\Omega_r^0 / \Omega_m^0 = 1 / (1 + z_{eq}) \approx 2.9 \times 10^{-4}$, based on the Planck 2013 results [33].

Treating the modified terms in the Friedmann equation of Eq. (3) as an effective dark energy density, one can define $\rho_{de}^{eff} \equiv 3H^2 / \kappa^2 - \rho_m$ and $\Omega_{de}^{eff} \equiv \rho_{de}^{eff} / (3H^2 / \kappa^2) = y_H / (y_H + a^{-3})$. Furthermore, we write the effective dark energy EoS, ω_{de}^{eff} , based on the effective conservation equation, $\dot{\rho}_{de}^{eff} + 3H(1 + \omega_{de}^{eff})\rho_{de}^{eff} = 0$, to be

$$w_{de}^{eff} = -1 - \frac{y'_H}{3y_H}. \quad (10)$$

Analogously, one can also define the total effective EoS, ω_{tot}^{eff} in terms of $\dot{\rho}_{tot}^{eff} + 3H(1 + \omega_{tot}^{eff})\rho_{tot}^{eff} = 0$ and $\rho_{tot}^{eff} = \rho_m + \rho_{de}^{eff}$, i.e.,

$$w_{tot}^{eff} = -1 - \frac{y'_H - 3a^{-3}}{3(y_H + a^{-3})}. \quad (11)$$

According to the definitions of the deceleration parameter $q \equiv -(\ddot{a}a) / \dot{a}^2$ and the Hubble parameter $H \equiv \dot{a} / a$, one obtains

$$q(z) = \frac{1}{2} - \frac{y'_H + 3y_H}{2(y_H + a^{-3})}. \quad (12)$$

III. CONSTRAINTS FROM RECENT OBSERVATIONAL DATA SETS

In this section, we place limits on the $\mathbf{p} = (\Omega_m^0, \beta)$ parameter space with the recent observational data sets to update the results in Ref. [25], in which the latest sample of the $H(z)$ measurements was not employed. To break possible degeneracies in the $\Omega_m^0 - \beta$ plane, we also perform a joint analysis involving the BAO measurements from SDSS III, 6dFGS and WiggleZ surveys, the Union2 SNe Ia sample, and the CMB shift

parameters from the Planck and WMAP-9. In our analysis, we add a Gaussian prior on the Hubble constant, $H_0 = 73.8 \pm 2.4 \text{ km s}^{-1} \text{ Mpc}^{-1}$, from the Hubble Space Telescope (HST) observations [34].

A. The latest Hubble parameter measurements

The recent Hubble parameter measurements are proved to be very powerful in constraining the cosmological parameters [35, 36]. The latest $H(z)$ sample listed in Ref. [36] includes 23 measurements obtained with the differential age (“DA” for short) [37–41] method and 7 ones with the clustering of galaxies or quasars [42–46]. Since the $H(z)$ measurements from the clustering are correlated with the BAO data introduced in Sec. III B, to keep the independence we just employ the 23 $H(z)$ measurements with the DA method in our analysis. The sample contains measurements of $H_{obs}(z_i)$ at redshifts z_i with the corresponding one-standard deviations $\sigma_{H,i}$. Utilizing these $H(z)$ data, it is straightforward to put constraints on the model parameters by calculating the corresponding χ^2 , given by

$$\chi_H^2(\mathbf{p}, H_0) = \sum_{i=1}^{23} \frac{[H_{th,i}(\mathbf{p}, H_0; z_i) - H_{obs}(z_i)]^2}{\sigma_{H,i}^2}, \quad (13)$$

where $H_{th,i}(\mathbf{p}, H_0; z_i)$ can be computed with Eq. (6). By marginalizing over the nuisance parameter H_0 with the HST prior $H_0 = 73.8 \pm 2.4 \text{ km s}^{-1} \text{ Mpc}^{-1}$, we get the modified $\chi_H^2(\mathbf{p})$ with the methodology described in Ref. [36]. The upper-left panel of Fig. 1 shows the constraints from the $H(z)$ data at 1, 2 and 3σ confidence levels, corresponding to the sets of cosmological parameters (centered on the best-fit parameter values \mathbf{p}^*) bounded by $\chi_H^2(\mathbf{p}) = \chi_H^2(\mathbf{p}^*) + 2.3$, $\chi_H^2(\mathbf{p}) = \chi_H^2(\mathbf{p}^*) + 6.17$, and $\chi_H^2(\mathbf{p}) = \chi_H^2(\mathbf{p}^*) + 11.8$, respectively.

B. Other data combinations

Besides the Hubble parameter measurements, we also consider the following cosmological probes: (i) the measurements of BAO in the galaxy distribution; (ii) the distance moduli of SNe Ia; and (iii) the CMB shift parameters.

The baryon acoustic oscillations in the primordial plasma have striking effects on the

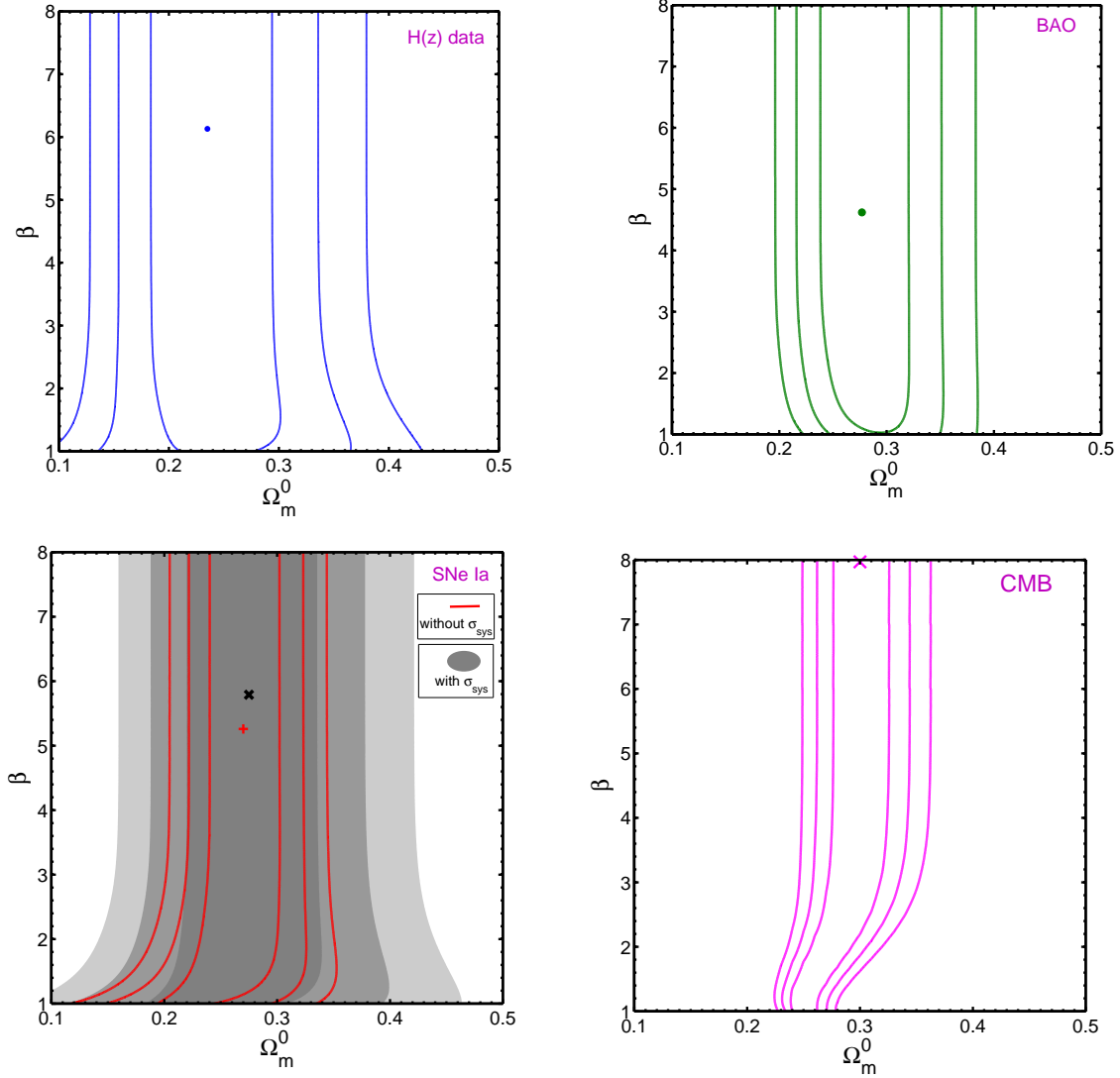


FIG. 1: Contours correspond to 1, 2 and 3σ confidence levels in the (Ω_m^0, β) plane constrained from the $H(z)$ data (**Upper-left**); BAO measurements (**Upper-right**); SNe Ia data with and without systematic errors (**Lower-left**); and CMB shift parameters (**Lower-right**).

anisotropies of CMB and the large scale structure (LSS) of matter. The distance-redshift measurements of BAO are distilled from the power spectrum of galaxies and calibrated by the CMB anisotropy data. It is common to report the BAO distance constraints as a combination of the angular diameter distance, $D_A(z)$, and the Hubble parameter, $H(z)$,

i.e.,

$$A(z) \equiv \frac{H_0 \sqrt{\Omega_m^0} D_V(z)}{cz}, \quad (14)$$

or

$$d_z \equiv r_s(z_d)/D_V(z), \quad (15)$$

where $D_V(z)$ is the volume-averaged distance defined as $D_V(z) \equiv [(1+z)^2 D_A^2(z) cz/H(z)]^{1/3}$ [47], and $r_s(z_d)$ is the comoving sound horizon at the drag epoch z_d . For details on the definition and estimation of z_d and $r_s(z_d)$, see Refs. [25, 48]. The BAO distance measurements employed in this paper are listed below: (i) $d_z(z = 0.106) = 0.336 \pm 0.015$ from the 6dFGS reported by Beutler et al. in Ref. [49]; (ii) three correlated measurements of $A(z = 0.44) = 0.474 \pm 0.034$, $A(z = 0.6) = 0.442 \pm 0.020$ and $A(z = 0.73) = 0.424 \pm 0.021$ from the WiggleZ survey with the inverse covariance matrix listed in Table 2 of Blake et al. in Ref. [50]; and (iii) $d_z(z = 0.32) = 0.1181 \pm 0.0023$ from LOWZ and $d_z(z = 0.57) = 0.0726 \pm 0.0007$ from CMASS of SDSS-III DR11 galaxy samples reported by Anderson et al. in Ref. [51]. The upper-right panel of Fig. 1 illustrates the constraints from these BAO data at 1, 2 and 3σ confidence levels.

The first direct evidence for the cosmic acceleration came from SNe Ia observations [1, 2]. Here, we use the Supernova Cosmology Project (SCP) Union2 compilation of 557 SNe Ia (covering a redshift range $0.015 \leq z \leq 1.4$) [52]. Cosmological constraints from the SNe Ia data are obtained by using the distance modulus $\mu(z)$ with its theoretical (predicted) value

$$\mu_{th}(z; \mathbf{p}, \mu_0) = 5 \log_{10}[D_L(z; \mathbf{p})] + \mu_0, \quad (16)$$

where $\mu_0 = 42.38 - 5 \log_{10} h$ and the Hubble-free luminosity distance is given by

$$D_L(z; \mathbf{p}) = \frac{H_0}{c} d_L = (1+z) \int_0^z \frac{dz'}{E(z'; \mathbf{p})}. \quad (17)$$

The best-fit values of cosmological model parameters can be determined by minimizing the χ^2 function

$$\chi_{SNe}^2(\mathbf{p}, \mu_0) = \sum_{i,j=1}^{557} [\mu_{th,i}(z_i; \mathbf{p}, \mu_0) - \mu_{obs,i}(z_i)] Cov_{ij}^{-1} [\mu_{th,j}(z_j; \mathbf{p}, \mu_0) - \mu_{obs,j}(z_j)], \quad (18)$$

where the nuisance parameter μ_0 can be marginalized over analytically [53]. The modified $\chi_{SNe}^2(\mathbf{p})$ is often used in the analysis, i.e.,

$$\chi_{SNe}^2(\mathbf{p}) = A - \frac{B^2}{C}, \quad (19)$$

with

$$\begin{aligned} A &= \sum_{i,j=1}^{557} [\mu_{th,i}(z_i; \mathbf{p}, \mu_0 = 0) - \mu_{obs,i}(z_i)] Cov_{ij}^{-1} [\mu_{th,j}(z_j; \mathbf{p}, \mu_0 = 0) - \mu_{obs,j}(z_j)], \\ B &= \sum_{i,j=1}^{557} Cov_{ij}^{-1} [\mu_{th,j}(z_j; \mathbf{p}, \mu_0 = 0) - \mu_{obs,j}(z_j)], \\ C &= \sum_{i,j=1}^{557} Cov_{ij}^{-1}, \end{aligned} \quad (20)$$

where Cov_{ij}^{-1} is the inverse of the covariance matrix, which can be found from the website¹. The results from the SNe Ia sample with and without systematic errors are both displayed in the lower-left panel of Fig. 1.

The CMB regarded as the afterglow of the Big Bang can supply us with some information of the very early Universe. In addition, the positions of the CMB acoustic peaks contain the information of the cosmic expansion history. The likelihood of the acoustic scale l_a and the shift parameter R extracted from the CMB angular power spectrum can allow one to constrain the cosmological parameters [54, 55], where l_a determines the average acoustic peak structure and R corresponds to the overall amplitude of the acoustic peaks, given by

$$l_A(z_*) \equiv (1 + z_*) \frac{\pi D_A(z_*)}{r_s(z_*)}, \quad (21)$$

and

$$R(z_*) \equiv \sqrt{\Omega_m^0} H_0 (1 + z_*) D_A(z_*), \quad (22)$$

respectively. Here, $r_s(z_*)$ is the comoving sound horizon at the photon-decoupling epoch [56], and the redshift to the photon-decoupling surface z_* is given by the fitting

¹ <http://supernova.lbl.gov/Union>

formula [57]

$$z_* = 1048 \left[1 + 0.00124(\Omega_b^0 h^2)^{-0.738} \right] \left[1 + g_1(\Omega_m^0 h^2)^{g_2} \right], \quad (23)$$

where

$$g_1 = \frac{0.0783(\Omega_b^0 h^2)^{-0.238}}{1 + 39.5(\Omega_b^0 h^2)^{0.763}}, \quad g_2 = \frac{0.560}{1 + 21.1(\Omega_b^0 h^2)^{1.81}}. \quad (24)$$

Based on the Planck temperature data combined with the Planck lensing as well as the WMAP polarization at low multipoles ($l \leq 23$), the mean values and the covariance matrix of $(l_a, R, \Omega_b^0 h^2, n_s)$ are obtained in Ref. [58]. In our case, we just utilize the measurements of $(l_a, R, \Omega_b^0 h^2)$, where the mean values and covariance matrix are determined with Eqs. (12), (13) and (16) in Ref. [58], i.e., $l_a(z_*) = 301.37$, $R(z_*) = 1.7407$ and $\Omega_b^0 h^2 = 0.02228$ with the inverse covariance matrix

$$C_{CMB}^{-1} = \begin{pmatrix} 43.0180 & -366.7718 & 2972.5 \\ -366.7718 & 24873.0 & 4.4650 \times 10^5 \\ 2972.5 & 4.4650 \times 10^5 & 2.1555 \times 10^7 \end{pmatrix}. \quad (25)$$

The CMB data are included by adding the following χ_{CMB}^2 ,

$$\chi_{CMB}^2 = \sum_{i=1}^3 (p_i^{th} - p_i^{obs})(C_{CMB}^{-1})_{ij}(p_j^{th} - p_j^{obs}), \quad (26)$$

where $p_1 = l_a(z_*)$, $p_2 = R(z_*)$ and $p_3 = \Omega_b^0 h^2$. The constraints on the $\mathbf{p} = (\Omega_m^0, \beta)$ from the CMB data are presented in the lower-right panel of Fig. 1.

IV. ANALYSIS AND DISCUSSION

From Fig. 1, we see that the current Hubble parameter measurements alone can constrain the parameters (Ω_m^0, β) significantly. In addition, the constraints from the BAO and SNe Ia measurements are also restrictive, whereas those from the CMB data are not so tight. In Fig. 2, we show the joint analyses of the $H(z)$ data with the BAO, CMB and SNe Ia with (without) systematic errors. Given the complementarity of these data sets, we obtain a considerable enhancement of the constraining power over (Ω_m^0, β) from

the combined fits. Note that the top sides of the three contours are not closed as we cannot get the upper limit for β . For a general illustration, in the joint analysis with the systematic errors of the SNe Ia data, we work out $\chi_{\beta \rightarrow \infty}^2 = 563.58$ with the best-fit value $\Omega_m^0 = 0.266$. Obviously, $\Delta\chi^2 = \chi_{\beta \rightarrow \infty}^2 - \chi_{min}^2 = 0.01$ is smaller than $\Delta\chi_{1\sigma}^2(n=2) = 2.30$ where n is the number of the parameters in the model, which implies that $\beta \rightarrow \infty$ is still inside the 1σ contour. Basically, the absence of the upper limit for β originates from the evolution of the Ricci scalar R with respect to z . We remark that R is sensitive (insensitive) to the value of β when it is small (large). Furthermore, the best-fit value of β lies in the range where R is insensitive to β , so that the upper limit of β is absent.

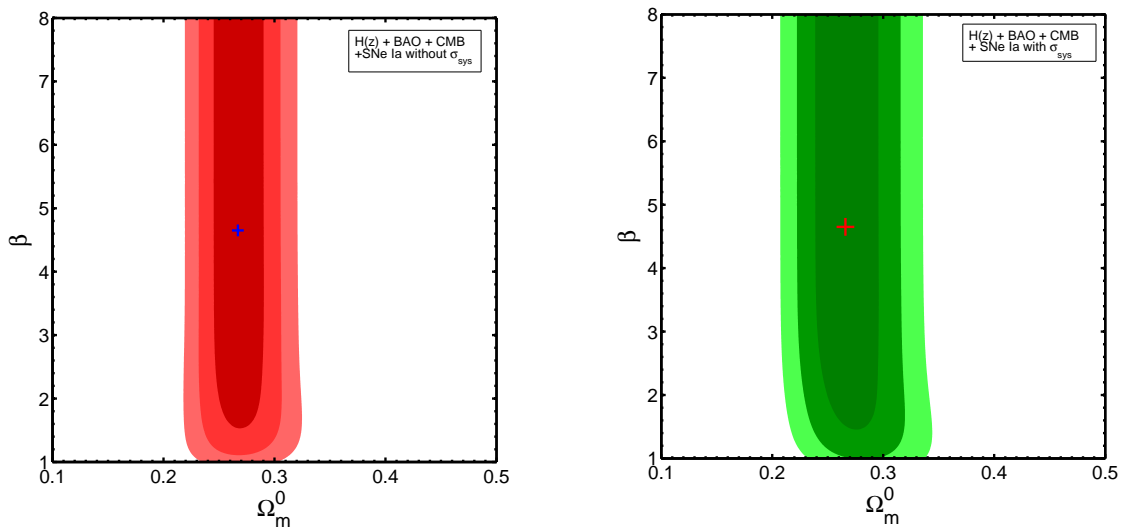


FIG. 2: Contours correspond to 1, 2 and 3σ confidence levels in the (Ω_m^0, β) plane constrained from joint samples of the CMB and $H(z)$, BAO, SNe Ia data without (**left**) and with (**right**) systematic errors, respectively.

The bounces on (Ω_m^0, β) from different data sets are summarized in Table I. Comparing the results in Table I of this paper with those in Table 1 of [25], we can see that the best-fit values of Ω_m^0 and β at 1σ confidence interval are consistent. However, it is clear that the constraint on the $f(R)$ model from the $H(z)$ sample is very restrictive. In particular, the $H(z)$ data alone leads to β around 6, resulting in that the exponential gravity is practically undistinguishable from the Λ CDM.

Currently, since the systematic errors in the SNe Ia data are comparable with the

TABLE I: Results constrained from different data sets including bounds on the parameters Ω_m^0 and β at 1σ confidence interval and the values of χ_{min}^2 , where *d.o.f* denotes the degree of freedom and *+null* represents the absence of the upper limit for β .

Sample	Ω_m^0	β	$\chi_{min}^2/d.o.f$
$H(z)$	$\Omega_m^0 = 0.235_{-0.052}^{+0.059}$	$\beta = 6.13_{-5.13}^{+null}$	24.44/23
BAO	$\Omega_m^0 = 0.277_{-0.039}^{+0.043}$	$\beta = 4.62_{-3.57}^{+null}$	7.51/6
$H(z)$ +BAO+CMB+SNe Ia (no σ_{sys})	$\Omega_m^0 = 0.267_{-0.022}^{+0.023}$	$\beta = 4.65_{-3.11}^{+null}$	575.52/587
$H(z)$ +BAO+CMB+SNe Ia (with σ_{sys})	$\Omega_m^0 = 0.266_{-0.026}^{+0.030}$	$\beta = 4.65_{-3.18}^{+null}$	563.57/587

statistical errors, they should be considered seriously. In our following analysis, we employ the results from the joint analysis including the effect of SNe Ia systematic errors. With the best-fit values of the parameters from the joint analysis of $H(z)$, BAO, CMB and SNe Ia with σ_{sys} , i.e., $(\Omega_m^0, \beta) = (0.266, 4.65)$, we numerically compute the evolutions of $q(z)$, ω_{de}^{eff} and ω_{tot}^{eff} , which are shown in Fig. 3. To make a comparison, the evolutions of $q(z)$, ω_{de}^{eff} and ω_{tot}^{eff} in the flat Λ CDM model with the best-fit value $\Omega_m^0 = 0.28$ are also displayed in Fig. 3. The Hubble diagram for the Union2 compilation of SNe Ia is presented in Fig. 4 with the best-fit cosmologies for the flat Λ CDM and exponential $f(R)$ models. It turns out that the current observational data still cannot distinguish between the Λ CDM and exponential $f(R)$ models, at least for the interval of parameters Ω_m^0 and β given by our statistical analysis. The transition redshift z_T , at which the expansion underwent the transition from deceleration to acceleration, is obtained by solving the equation $q(z = z_T) = 0$ or $\omega_{tot}^{eff}(z = z_T) = -1/3$. We work out $z_T \approx 0.77$ as marked in Fig. 3, that is in good accordance with the results from the literature [59, 60].

V. CONCLUSIONS

We have concentrated on the viable exponential $f(R)$ model with $f(R) = -\beta R_s(1 - e^{-R/R_s})$. In this model, when $\beta \rightarrow \infty$, it is reduced to the corresponding Λ CDM model. The equations of motion are derived in terms of the metric approach. We have followed

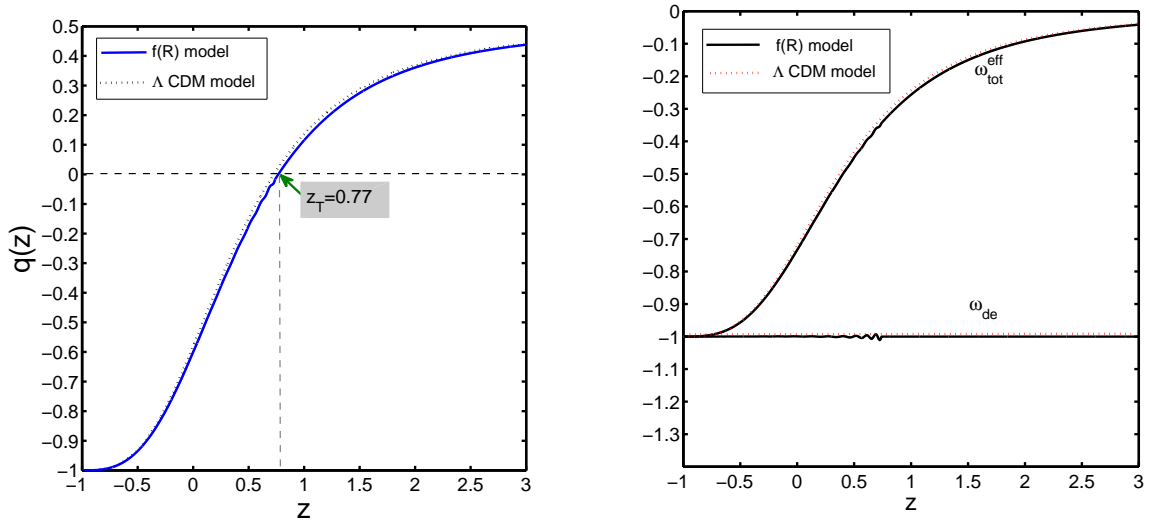


FIG. 3: Evolutions of $q(z)$ (**left**), ω_{de}^{eff} and ω_{tot}^{eff} (**right**) for the flat Λ CDM and exponential $f(R)$ models with best-fit values of corresponding parameters.

the parametrization in Refs. [25, 32] to study the dynamics numerically. The current Hubble parameter measurements alone can constrain significantly the model parameters Ω_m^0 and β , while more restrictive bounds on the parameters have been found by combining the Hubble parameter data with those from SNe Ia, BAO and CMB. Explicitly, at 1σ c.l. for the joint analysis of the $H(z)$, BAO, CMB and SNe Ia with σ_{sys} data, we have obtained the intervals $0.240 < \Omega_m^0 < 0.296$ and $1.47 < \beta < +null$. The range of Ω_m^0 is consistent with the current observations. The absence of the upper limit for β is due to that the best-fit value of β lies in the range where the Ricci scalar R is insensitive to the value of β , which also indicates that the background dynamics in the Λ CDM and exponential $f(R)$ models are nearly indistinguishable. To break this degeneracy, one may pin the hope on testing the evolution of perturbations in these models [14].

acknowledgments

This work was supported by the National Center for Theoretical Sciences, National Science Council (Grant No. NSC-101-2112-M-007-006-MY3), and National Tsing-Hua University (Grant No. 103N2724E1) at Taiwan, the Ministry of Science and Technology

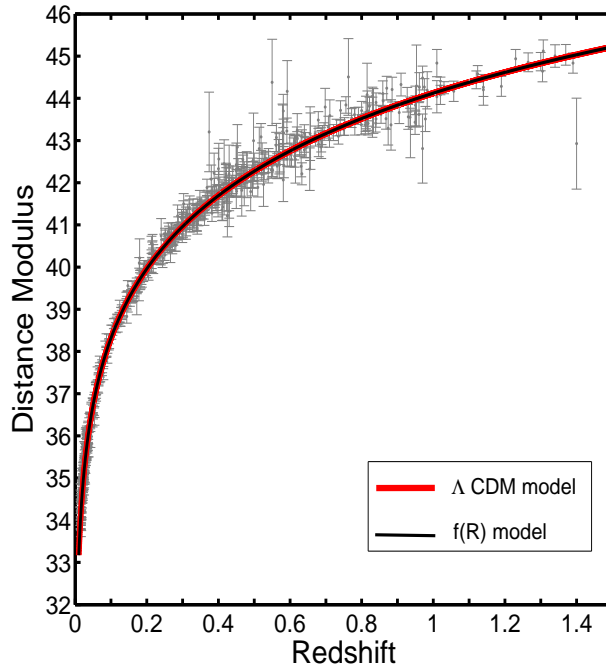


FIG. 4: Hubble diagram for the Union2 compilation of SNe Ia. The lines represent the best fitted cosmologies for the flat Λ CDM and exponential $f(R)$ models constrained from the combination of the $H(z)$, BAO, CMB and SNe Ia with σ_{sys} data discussed in the text.

National Basic Science Program (Project 973) under Grant No.2012CB821804, and the National Natural Science Foundation of China.

-
- [1] A. G. Riess *et al.* [Supernova Search Team Collaboration], *Observational Evidence from Supernovae for an Accelerating Universe and a Cosmological Constant*, *Astron. J.* 116 (1998) 1009 [arXiv:astro-ph/9805201].
 - [2] S. Perlmutter *et al.* [Supernova Cosmology Project Collaboration], *Measurements of Omega and Lambda from 42 High-Redshift Supernovae*, *Astrophys. J.* 517 (1999) 565 [arXiv:astro-ph/9812133].
 - [3] E. J. Copeland, M Sami and S. Tsujikawa, *Dynamics of Dark Energy*, *Int. J. Mod. Phys. D* 15 (2006) 1753 [arXiv:hep-th/0603057].

- [4] M. Li, X.-D. Li, S. Wang and Y. Wang, *Dark Energy*, Commun. Theor. Phys. 56 (2011) 525 [arXiv:1103.5870].
- [5] M. J. Mortonson, D. H. Weinberg and M. White, *Dark Energy: A Short Review*, arXiv:1401.0046
- [6] L. Covi, *Status of Observational Cosmology and Inflation*, hep-ph/0309238.
- [7] B. Ratra and M. S. Vogeley, *The Beginning and Evolution of the Universe*, Publ. Astron. Soc. Pacific 120 (2008) 235 [arXiv:0706.1565].
- [8] S. Weinberg, *The cosmological constant problem*, Rev. Mod. Phys. 61 (1989) 1.
- [9] S. M. Carroll, *The Cosmological Constant*, Living Rev. Rel. 4 (2001) 1 [arXiv:astro-ph/0004075].
- [10] S. Nojiri and S. D. Odintsov, *Introduction to Modified Gravity and Gravitational Alternative for Dark Energy*, Int. J. Geom. Meth. Mod. Phys. 4 (2007) 115 [hep-th/0601213].
- [11] S. Tsujikawa, *Modified gravity models of dark energy*, Lect. Notes Phys. 800 (2010) 99 [arXiv:1101.0191].
- [12] T. Clifton, P. G. Ferreira, A. Padilla and C. Skordis, *Modified Gravity and Cosmology*, Phys. Rep. 513 (2012) 1 [arXiv:1106.2476].
- [13] T. P. Sotiriou and V. Faraoni, *$f(R)$ Theories Of Gravity*, Rev. Mod. Phys. 82 (2010) 451 [arXiv:0805.1726].
- [14] A. De Felice and S. Tsujikawa, *$f(R)$ theories*, Living Rev. Rel. 13 (2010) 3 [arXiv:1002.4928].
- [15] S. Nojiri and S. D. Odintsov, *Unified cosmic history in modified gravity: From $F(R)$ theory to Lorentz non-invariant models*, Phys. Rept. 505 (2011) 59 [arXiv:1011.0544].
- [16] A. A. Starobinsky, *Disappearing cosmological constant in $f(R)$ gravity*, J. Exp. Theor. Phys. Lett. 86 (2007) 157 [arXiv:0706.2041].
- [17] E. V. Linder, *Exponential Gravity*, Phys. Rev. D 80 (2009) 123528 [arXiv:0905.2962].
- [18] P. Zhang, *Testing $f(R)$ gravity against the large scale structure of the universe*, Phys. Rev. D **73** (2006) 123504 [arXiv:astro-ph/0511218].
- [19] P. Zhang, M. Liguori, R. Bean, and S. Dodelson, *Probing Gravity at Cosmological Scales by Measurements which Test the Relationship between Gravitational Lensing and Matter Overdensity*, Phys. Rev. Lett. **99** (2007) 141302 [arXiv:0704.1932].

- [20] S. Tsujikawa, *Observational signatures of $f(R)$ dark energy models that satisfy cosmological and local gravity constraints*, Phys. Rev. D **77** (2008) 023507 [arXiv:0709.1391].
- [21] G. Cognola *et al.*, *A Class of viable modified $f(R)$ gravities describing inflation and the onset of accelerated expansion*, Phys. Rev. D **77** (2008) 046009 [arXiv:0712.4017].
- [22] A. Ali, R. Gannouji, M. Sami, and A. A. Sen, *Background cosmological dynamics in $f(R)$ gravity and observational constraints*, Phys. Rev. D **81** (2010) 104029 [arXiv:1001.5384].
- [23] K. Bamba, C. Q. Geng and C. C. Lee, *Cosmological evolution in exponential gravity*, J. Cosmol. Astropart. Phys. 08 (2010) 021 [arXiv:1005.4574].
- [24] K. Bamba, C. Q. Geng and C. C. Lee, *Generic feature of future crossing of phantom divide in viable $f(R)$ gravity models*, J. Cosmol. Astropart. Phys. 11 (2010) 001 [arXiv:1007.0482].
- [25] L. Yang, C. C. Lee, L. W. Luo and C. Q. Geng, *Observational Constraints on Exponential Gravity*, Phys. Rev. D 82 (2010) 103515 [arXiv:1010.2058].
- [26] L. Yang, C. C. Lee and C. Q. Geng, *Gravitational Waves in Viable $f(R)$ Models*, J. Cosmol. Astropart. Phys. 08 (2011) 029 [arXiv:1106.5582].
- [27] E. Elizalde, S. Nojiri, S. D. Odintsov, L. Sebastiani, and S. Zerbini, *Non-singular exponential gravity: a simple theory for early- and late-time accelerated expansion*, Phys. Rev. D **83** (2011) 086006 [arXiv:1012.2280].
- [28] C. Q. Geng, *Gravitational waves in viable modified gravity theories*, J. Phys. Conf. Ser. **384** (2012) 012030.
- [29] C. C. Lee, C. Q. Geng and L. Yang, *Singularity phenomena in viable $f(R)$ gravity*, Prog. Theor. Phys. 128 (2012) 415 [arXiv:1201.4546].
- [30] K. Bamba, A. Lopez-Revelles, R. Myrzakulov, S. D. Odintsov and L. Sebastiani, *Cosmic history of viable exponential gravity: Equation of state oscillations and growth index from inflation to dark energy era*, Class. Quant. Grav. 30 (2013) 015008 [arXiv:1207.1009].
- [31] Y.-S. Song, W. Hu and I. Sawicki, *The Large Scale Structure of $f(R)$ Gravity*, Phys. Rev. D 75 (2007) 044004 [arXiv:astro-ph/0610532].
- [32] W. Hu and I. Sawicki, *Models of $f(R)$ Cosmic Acceleration that Evade Solar-System Tests*, Phys. Rev. D 76 (2007) 064004 [arXiv:0705.1158].
- [33] P. A. R. Ade *et al.* [Planck Collaboration], *Planck 2013 results. XVI. Cosmological param-*

- eters, arXiv:1303.5076.
- [34] A. G. Riess *et al.*, *A 3% Solution: Determination of the Hubble Constant with the Hubble Space Telescope and Wide Field Camera 3*, *Astrophys. J.* 730 (2011) 119 [arXiv:1103.2976].
 - [35] O. Farooq and B. Ratra, *Hubble parameter measurement constraints on the cosmological deceleration-acceleration transition redshift*, *Astrophys. J. Lett.* 766 (2013) L7 [arXiv:1301.5243].
 - [36] Y. Chen *et al.*, *Constraints on the inverse power-law scalar field dark energy model from strong gravitational lensing data and updated Hubble parameter measurements*, arXiv:1312.1443.
 - [37] R. Jimenez and A. Loeb, *Constraining Cosmological Parameters Based on Relative Galaxy Ages*, *Astrophys. J.* 573 (2002) 37 [astro-ph/0106145].
 - [38] J. Simon, L. Verde and R. Jimenez, *Constraints on the redshift dependence of the dark energy potential*, *Phys. Rev. D* 71 (2005) 123001 [astro-ph/0412269].
 - [39] D. Stern, R. Jimenez, L. Verde, M. Kamionkowski and S. A. Stanford, *Cosmic chronometers: constraining the equation of state of dark energy. I: $H(z)$ measurements*, *J. Cosmol. Astropart. Phys.* 02 (2010) 008 [arXiv:0907.3149].
 - [40] M. Moresco, A. Cimatti, R. Jimenez, et al., *Improved constraints on the expansion rate of the Universe up to $z \sim 1.1$ from the spectroscopic evolution of cosmic chronometers*, *J. Cosmol. Astropart. Phys.* 08 (2012) 006 [arXiv:1201.3609].
 - [41] C. Zhang, H. Zhang, S. Yuan, T.-J. Zhang and Y.-C. Sun, *Four New Observational $H(z)$ Data From Luminous Red Galaxies Sloan Digital Sky Survey Data Release Seven*, arXiv:1207.4541.
 - [42] E. Gaztañaga, A. Cabré and L. Hui, *Clustering of luminous red galaxies - IV. Baryon acoustic peak in the line-of-sight direction and a direct measurement of $H(z)$* , *Mon. Not. R. Astron. Soc.* 399 (2009) 1663 [arXiv:0807.3551].
 - [43] C. Blake, S. Brough, M. Colless, et al., *The WiggleZ Dark Energy Survey: joint measurements of the expansion and growth history at $z < 1$* , *Mon. Not. R. Astron. Soc.* 425 (2012) 405 [arXiv:1204.3674].
 - [44] C.-H. Chuang and Y. Wang, *Modeling the Anisotropic Two-Point Galaxy Correlation Func-*

- tion on Small Scales and Improved Measurements of $H(z)$, $D_A(z)$, and $f(z)\sigma_8(z)$ from the Sloan Digital Sky Survey DR7 Luminous Red Galaxies*, Mon. Not. R. Astron. Soc. 435 (2013) 255 [arXiv:1209.0210].
- [45] L. Anderson, E. Aubourg, S. Bailey, et al., *The clustering of galaxies in the SDSS-III Baryon Oscillation Spectroscopic Survey: Measuring D_A and H at $z = 0.57$ from the Baryon Acoustic Peak in the Data Release 9 Spectroscopic Galaxy Sample*, arXiv:1303.4666.
- [46] N. G. Busca, T. Delubac, J. Rich, et al., *Baryon acoustic oscillations in the Ly α forest of BOSS quasars*, Astron. & Astrophys. 552 (2013) 18 [arXiv:1211.2616].
- [47] D. J. Eisenstein et al., *Detection of the Baryon Acoustic Peak in the Large-Scale Correlation Function of SDSS Luminous Red Galaxies*, Astrophys. J. 633 (2005) 560 [arXiv:astro-ph/0501171].
- [48] D. J. Eisenstein and W. Hu, *Baryonic Features in the Matter Transfer Function*, Astrophys. J. 496 (1998) 605 [arXiv:astro-ph/9709112].
- [49] F. Beutler et al., *The 6dF Galaxy Survey: Baryon Acoustic Oscillations and the Local Hubble Constant*, Mon. Not. R. Astron. Soc. 416 (2011) 3017 [arXiv:1106.3366].
- [50] C. Blake et al., *The WiggleZ Dark Energy Survey: mapping the distance-redshift relation with baryon acoustic oscillations*, Mon. Not. R. Astron. Soc. 418 (2011) 1707 [arXiv:1108.2635].
- [51] L. Anderson et al., *The clustering of galaxies in the SDSS-III Baryon Oscillation Spectroscopic Survey: Baryon Acoustic Oscillations in the Data Release 10 and 11 galaxy samples*, arXiv:1312.4877.
- [52] R. Amanullah, *Spectra and Light Curves of Six Type Ia Supernovae at $0.511 < z < 1.12$ and the Union2 Compilation*, Astrophys. J. 716 (2010) 712 [arXiv:1004.1711].
- [53] E. di Pietro and J.-F. Claeskens, *Future supernovae data and quintessence models*, Mon. Not. R. Astron. Soc. 341 (2003) 1299 [astro-ph/0207332].
- [54] Y. Wang and P. Mukherjee, *Observational Constraints on Dark Energy and Cosmic Curvature*, Phys. Rev. D 76 (2007) 103533 [arXiv:astro-ph/0703780].
- [55] Y. Wang, *Figure of Merit for Dark Energy Constraints from Current Observational Data*, Phys. Rev. D 77 (2008) 123525 [arXiv:0803.4295].

- [56] L. Page *et al.*, *First Year Wilkinson Microwave Anisotropy Probe (WMAP) Observations: Interpretation of the TT and TE Angular Power Spectrum Peaks*, *Astrophys. J. Suppl. Ser.* 148 (2003) 233 [arXiv:astro-ph/0302220].
- [57] W. Hu and N. Sugiyama, *Small Scale Cosmological Perturbations: An Analytic Approach*, *Astrophys. J.* 471 (1996) 542 [arXiv:astro-ph/9510117].
- [58] Y. Wang and S. Wang, *Distance Priors from Planck and Dark Energy Constraints from Current Data*, *Phys. Rev. D* 88 (2013) 043522 [arXiv:1304.4514].
- [59] J. V. Cunha and J. A. S. Lima, *Transition Redshift: New Kinematic Constraints from Supernovae*, *Mon. Not. R. Astron. Soc.* 390 (2008) 210-217 [arXiv:0805.1261].
- [60] O. Farooq and B. Ratra, *Hubble Parameter Measurement Constraints on the Cosmological Deceleration-Acceleration Transition Redshift*, *Astrophys. J.* 766 (2013) L7 [arXiv:1301.5243].