

# The Science Case for the Planet Formation Imager (PFI)\*

Stefan Kraus<sup>a</sup>, John Monnier<sup>b</sup>, Tim Harries<sup>a</sup>, Ruobing Dong<sup>c</sup>, Matthew Bate<sup>a</sup>,  
Barbara Whitney<sup>d</sup>, Zhaohuan Zhu<sup>c</sup>, David Buscher<sup>e</sup>, Jean-Philippe Berger<sup>f</sup>, Chris Haniff<sup>d</sup>,  
Mike Ireland<sup>g</sup>, Lucas Labadie<sup>h</sup>, Sylvestre Lacour<sup>i</sup>, Romain Petrov<sup>j</sup>, Steve Ridgway<sup>k</sup>,  
Jean Surdej<sup>l</sup>, Theo ten Brummelaar<sup>m</sup>, Peter Tuthill<sup>n</sup>, Gerard van Belle<sup>o</sup>

<sup>a</sup>University of Exeter, School of Physics, Stocker Road, Exeter, EX4 4QL, UK; <sup>b</sup>Department of Astronomy, University of Michigan, 500 Church St., Ann Arbor, MI 48109, USA; <sup>c</sup>Department of Astrophysical Sciences, Princeton University, Princeton, NJ 08544, USA; <sup>d</sup>Astronomy Department, University of Wisconsin-Madison, 475 N. Charter St., Madison, WI 53706, USA; <sup>e</sup>Cavendish Laboratory, JJ Thomson Avenue, Cambridge, CB3 0HE, UK; <sup>f</sup>European Southern Observatory, 85748, Garching by München, Germany; <sup>g</sup>Research School of Astronomy & Astrophysics, Australian National University, Canberra ACT 2611, Australia; <sup>h</sup>I. Physikalisches Institut, Universität zu Köln, Zùlpicher Strasse 77, 50937 Cologne, Germany; <sup>i</sup>Laboratoire d'Astrophysique de Grenoble, UMR 5571 Université Joseph Fourier/CNRS, BP 53, 38041 Grenoble Cedex 9, France; <sup>j</sup>Laboratoire Lagrange, UMR7293, Université de Nice Sophia-Antipolis, CNRS, Observatoire de la Côte d'Azur, Bd. de l'Observatoire, 06304 Nice, France; <sup>k</sup>National Optical Astronomy Observatory, P.O. Box 26732, Tucson, AZ 85726-6732, USA; <sup>l</sup>Department of Astrophysics, Geophysics and Oceanography (AGO), AEOS Group, Liège University, Allée du 6 Août 17, 4000 Liège, Belgium; <sup>m</sup>The CHARA Array, Mount Wilson Observatory, Mount Wilson, CA 91023, USA; <sup>n</sup>Sydney Institute for Astronomy, School of Physics, University of Sydney, NSW 2006, Australia; <sup>o</sup>Lowell Observatory, 1400 West Mars Hill Road, Flagstaff, AZ 86001, USA

## ABSTRACT

Among the most fascinating and hotly-debated areas in contemporary astrophysics are the means by which planetary systems are assembled from the large rotating disks of gas and dust which attend a stellar birth. Although important work has already been, and is still being done both in theory and observation, a full understanding of the physics of planet formation can only be achieved by opening observational windows able to directly witness the process in action. The key requirement is then to probe planet-forming systems at the natural spatial scales over which material is being assembled. By definition, this is the so-called Hill Sphere which delineates the region of influence of a gravitating body within its surrounding environment.

The Planet Formation Imager project (PFI; <http://www.planetformationimager.org>) has crystallized around this challenging goal: to deliver resolved images of Hill-Sphere-sized structures within candidate planet-hosting disks in the nearest star-forming regions.

In this contribution we outline the primary science case of PFI. For this purpose, we briefly review our knowledge about the planet-formation process and discuss recent observational results that have been obtained on the class of transition disks. Spectro-photometric and multi-wavelength interferometric studies of these systems revealed the presence of extended gaps and complex density inhomogeneities that might be triggered by orbiting planets. We present detailed 3-D radiation-hydrodynamic simulations of disks with single and multiple

\* Copyright 2014 Society of Photo-Optical Instrumentation Engineers. One print or electronic copy may be made for personal use only. Systematic reproduction and distribution, duplication of any material in this paper for a fee or for commercial purposes, or modification of the content of the paper are prohibited. DOI abstract: <http://dx.doi.org/10.1117/12.2055544>

Further author information:

Send correspondence to S.K., E-mail: [skraus@astro.ex.ac.uk](mailto:skraus@astro.ex.ac.uk), Telephone: +44 1392 724125

embedded planets, from which we compute synthetic images at near-infrared, mid-infrared, far-infrared, and sub-millimeter wavelengths, enabling a direct comparison of the signatures that are detectable with PFI and complementary facilities such as ALMA. From these simulations, we derive some preliminary specifications that will guide the array design and technology roadmap of the facility.

**Keywords:** planet formation, protoplanetary disks, extrasolar planets, high angular resolution imaging, interferometry

## 1. INTRODUCTION

From the first theories on the origin of our solar system in the 18th century (by Emanuel Swedenborg, Immanuel Kant, and Pierre-Simon Laplace) up to the late 1990's, our understanding of the planet formation process has been guided solely by the characteristics observed in our own planetary system. This resulted in the classical “core-accretion theory”, where the planets are assembled already at their final location through dust coagulation and agglomeration processes (e.g. Pollack et al.<sup>1</sup>). The discovery of the first extrasolar planet around a main-sequence star by Mayor & Queloz<sup>2</sup> and the findings of the subsequent exoplanet surveys changed this view dramatically and revealed a surprising diversity in planetary system architecture. Many of the detected systems exhibit Jupiter-mass planets that orbit their host star at separations of less than 0.1 astronomical units (“Hot Jupiter”) or planets with masses of  $\sim 10$  Earth masses (“Super-Earth”). Neither of these planet populations is observed in our solar system, which raises the important question of what determines the diversity of these systems and the properties of the assembled planets.

In order to account for this menagerie of planetary systems, various planet migration mechanisms and alternative formation scenarios (such as the gravitational instability model) have been proposed. Accordingly, in state-of-the-art population synthesis models the final system architecture depends on a plethora of parameters, describing the initial conditions of the protoplanetary disk, the planetesimal formation mode, the interaction between the planet and disk (type I/II migration), the presence of migration traps (deadzones, disk truncation, ...), planet-planet scattering events (resonances, planet ejection, ...), environmental factors affecting the disk evolution, and finally scattering caused by the planetesimal disk. These new ideas make planet formation one of the most vibrant and active research fields, but reveal also the complexity that results from the large number of involved processes. It is becoming increasingly clear that new observational constraints are needed, both to determine the initial conditions of the planet formation process and to identify the dominant mechanisms that govern the assembly and orbital evolution of planetary systems.

With the Planet Formation Imager (PFI) project, we argue that these urgently needed observational constraints could be obtained with a new high-angular resolution imaging facility that would be optimized to probe these processes on the natural spatial scale where planet formation is taking place. This natural spatial scale is the “Hill Sphere”, which defines the gravitational sphere of influence of the forming planet. The Hill Sphere of a Jupiter-mass planet at the location of Jupiter in our solar system is 0.35 astronomical units (au, for  $r = 5.2$  au) and 0.07 au for a Jupiter-mass planet at  $r = 1$  au.

From these ambitious goals we launch our efforts and have started to bring together a science working group (SWG) that will be charged with answering fundamental questions, like: What wavelengths and spatial scales will be key for PFI? What different aspects of planet formation can we learn from scattered light, thermal IR, or mm-wave imaging? What are the optimal diagnostic lines to determine the physical conditions and kinematics in the circumplanetary accretion disk? Which nearby star-forming regions are the most important to survey? Can PFI also detect the panoply of warm exoplanets expected to be around most young stars?

The SWG will include observers and theoreticians to address these and other open questions. We will conduct detailed simulations and interact with the technical working group (TWG) in order to develop a roadmap for implementing PFI at the budget of a mid-scale international facility project.

In the following chapters we review some of the recent advancements in high-angular resolution observations on planet-forming disks (Sect. 2) and introduce the PFI project (Sect. 3) as well as our working plan (Sect. 4). We conclude in Sect. 5. Further details about our organizational structure and technological considerations are given in accompanying articles by Monnier et al., Ireland et al., and Buscher et al. in this volume.

## 2. STATE-OF-THE-ART IN HIGH ANGULAR RESOLUTION STUDIES ON PLANET FORMATION

Planet formation studies are experiencing a tremendous level of activity, driven both by theoretical advancements and the fundamentally new observational capabilities that are provided by the new high-angular resolution imaging capabilities of ALMA and adaptive optics systems like Gemini/PFI and VLT/SPHERE.

An important discovery of the last decade has been the class of transitional and pre-transitional disks (Calvet et al.,<sup>3</sup> Espaillat et al.<sup>4</sup>). These objects exhibit a strong mid-infrared (MIR) excess, but have a significantly reduced near-infrared (NIR) excess compared to T Tauri or Herbig Ae/Be disks (Espaillat et al.<sup>5</sup>). This reduced NIR excess emission indicates that the innermost disk regions contain only optically thin gas and dust (transitional disks) or exhibit an extended gap, which separates the optically thick inner disk from the outer disk (pre-transitional disks).

Coronagraphic observations using the Subaru/HiCIAO and VLT/NACO instruments revealed intriguing spiral arm-like structures in the outer regions of several transitional and pre-transitional disks (e.g. Muto et al.,<sup>6</sup> Quanz et al.<sup>7</sup>) that might be triggered by embedded planets. Structures on smaller spatial scales were probed using interferometry at multiple wavelengths. At sub-millimeter wavelengths the SMA, CARMA, ALMA, and the Plateau de Bure Interferometer detected central density depressions on scales of tens of au, consistent with an extended inner disk hole or a gapped disk structure (e.g. Isella et al.,<sup>8</sup> Andrews et al.,<sup>9</sup> Casassus et al.<sup>10</sup>). Near- and mid-Infrared interferometry with the VLTI/AMBER, MIDI, and PIONIER instruments resolved the distribution of material on (sub-)au scales and characterized the conditions inside the gap. Observations on HD 100546, T Cha, and V1247 Ori showed that the near-infrared (1-2  $\mu\text{m}$ ) emission is dominated by the emission of a narrow inner disk component located near the dust sublimation radius and smaller contributions from scattered light (Olofsson et al.<sup>11</sup>) and optically thin dust emission from within the gap (Kraus et al.<sup>12</sup>). The mid-infrared regime (N-band) is sensitive to a wider range of dust temperatures and stellocentric radii and includes emission contributions from the inner disk, the disk gap, and the outer disk. The gaps of HD 100546 and T Cha were found to be highly depleted of (sub-) $\mu\text{m}$ -sized dust grains, with no significant near-/mid-infrared emission (Benisty et al.,<sup>13</sup> Olofsson et al.<sup>11</sup>), while the disk gap of V1247 Ori is filled with optically thin dust material (Kraus et al.<sup>12</sup>). TW Hya appears to be in a particularly late stage of disk clearing, with a very extended dust-depleted inner hole that extends out from  $\sim 0.3$  au (Menu et al.<sup>14</sup>) and contains large, settled dust grains.

A particularly intriguing finding obtained with interferometry on transitional disks is the detection of non-zero phase signals, which indicates the presence of strong asymmetries in the inner, au-scale disk regions. Some detections are consistent with low-mass companions, such as the possibly planetary-mass body around the transitional disk of LkCa 15 (Kraus & Ireland<sup>15</sup>). In other cases, the asymmetries can be attributed to emission contributions from a vertically extended disk seen under intermediate inclination angle (e.g. T Cha and FL Cha; Olofsson et al.<sup>11</sup> and Cieza et al.<sup>16</sup>). Another interesting case is V1247 Ori, where the asymmetries seem to trace complex, radially extended disk structures (Kraus et al.<sup>12</sup>) that might be caused by the dynamical interaction of the (yet undiscovered) gap-opening body/bodies with the disk material.

## 3. THE PFI PROJECT

The latest observational and theoretical studies suggest that planet formation is a highly complex and multifaceted process, where planet-induced dynamical processes are accompanied by complex changes in the dust mineralogy. High-angular resolution instruments both at infrared and sub-millimeter wavelengths are just starting to obtain a first glimpse of this complexity, but are not able to properly resolve and characterize these intriguing structures.

Further advancements in our understanding of the planet formation process can be expected in the coming years, for instance from the fully-operational ALMA array, the VLTI 4-telescope mid-infrared interferometric instrument MATISSE (Lopez et al.<sup>17</sup>), and the upcoming generation of extremely large telescopes (ELTs). However, in the relevant infrared/sub-mm wavelength regime, these facilities will still be limited to angular scales of  $\sim 0.01''$  or 1.5 au for the most nearby star forming regions, which is  $\sim 30\times$  larger than the Hill Sphere of a Jupiter-like object and  $\sim 100\times$  larger than the circumplanetary accretion disk. A facility with even higher resolution will be essential to probe the processes on the natural scale, where planet formation is happening.

As a consequence of this realisation, the PFI project was born in late 2013 and an international consortium has rapidly emerged to develop realistic project goals, with participants drawn mainly from the high resolution astronomical imaging community. Scientists from more than a dozen different institutes in six countries are presently on the project launch committee. The project executives have been elected in February 2014, including the Project Director John Monnier (University of Michigan, USA), Project Scientist Stefan Kraus (University of Exeter, UK), and Project Architect David Buscher (University of Cambridge, UK). During the next 1-2 years, we will develop and prioritize the science goals and consider all technologies and facility architectures that might be capable of achieving our science objectives, including visible, thermal infrared, and mm-wave imaging from the ground and from space.

#### 4. THE PFI SCIENCE WORKING GROUP

The SWG will be lead by the Project Scientist and will be responsible for developing and maintaining the top-level science requirements of PFI. It will be charged with investigating the signatures of planet formation at different stages of disk evolution, assessing the observability of the protoplanetary bodies, and to determine how PFI could significantly advance our understanding of the architecture and the potential habitability of planetary systems.

Our results will be published in white papers and in refereed journals when appropriate. Scientists from the star formation, planet formation, planetary science, and exoplanet community are kindly invited to contribute to our efforts. In the following sections, we list the main topics that we plan to investigate within our SWG sub-groups.

##### 4.1 Protoplanetary Disk Structure & Disk Physics

Protoplanetary disks set the initial conditions of planet formation and determine the later dynamical evolution of the forming planetary system. Fundamental aspects about disk structure and disk evolution are still poorly understood, reflecting the fact that most of our knowledge about protoplanetary disk structure has been derived by fitting spatially unresolved constraints, such as line profiles or the spectral energy distribution.

Once it is in full operation, ALMA will be able to provide further insights on the density structure of protoplanetary disks. However, with an angular resolution of  $\geq 5$  milliarcsecond, ALMA will not be able to probe the disk regions in the inner-most au, where substantially different processes are believed to be at work than in the more extended disk. For instance, the disk is believed to be truncated at the co-rotation radius at a few stellar radii and it has been proposed that this truncation might be responsible for the pile-up of the Hot Jupiter population (Lin et al.<sup>18</sup>).

Designing PFI to operate at mid-infrared wavelengths would allow us to make use of complementary aspects with ALMA. The sub-millimeter regime probed by ALMA is most sensitive to the thermal emission of cold, mm-sized dust grains located in the outer disk and in the disk midplane. The mid-infrared emission, on the other hand, traces small  $\mu\text{m}$ -sized dust grains and the warm dust located in the disk surface layer. Hydrodynamic simulations predict that the dust distribution can differ significantly for different dust populations. For instance, theories of dust filtration predict that large (mm-sized) dust grains are held back in the outer disk and accumulate in a narrow ring outside of the gap, while small ( $\mu\text{m}$ -sized) grains filter through the gap (Zhu et al.<sup>19</sup>). Spatial variations in the distribution of dust grain populations were also found by the recent study on the transitional disk Oph IRS48 (van der Marel et al.<sup>20</sup>), where the small dust grains are distributed rather homogeneously throughout the disks, while the large dust grains are confined towards one part of the disk. These differences in the distribution of large and small grains were modelled with a dust trap that might be triggered by an undetected planetary-mass companion. Being one of the most nearby (120 pc) transitional disks with a very extended inner hole ( $\sim 40$  au), it was possible to resolve the distribution of the  $\mu\text{m}$ -sized grains for Oph IRS48 with conventional VLT/VISIR imaging observations. However, it is clear that higher resolution will be needed to study these spatial dust variations in details, in particular for lower-luminosity objects and in earlier evolutionary stages.

Interferometric observations in the mid-infrared wavelength regime (e.g. N-band) also give access to various strong spectral features such as the  $10\ \mu\text{m}$  Silicate feature and several hydrocarbon-related (PAH) features. Spatially and spectrally resolved investigations with the VLTI/MIDI instrument revealed radial gradients in the

dust mineralogy and found that the crystallinity is higher in the inner few au of the disk, supporting theories of grain growth (van Boekel et al.<sup>21</sup>). The hydrocarbon-related emission is located in the gap region (V1247 Ori: Kraus et al.<sup>22</sup>) and in the outer disk (Olofsson et al.<sup>11</sup>).

## 4.2 Planet Formation Signatures in Pre-Main-Sequence Disks

Once planets have formed in the disks, they dynamically sculpt their environment, for instance by opening tidally-cleared gaps or triggering spiral arms and disk warps. The aim of this sub-group is to make quantitative predictions for the structures that we can expect to detect with PFI, both in the dust continuum emission and in spectral lines. Below, we show radiative transfer simulations of structures that we might expect to detect with PFI. All simulations were computed for an inclination angle of  $30^\circ$  (i.e. closer to a face-on viewing angle) and a central star with an effective temperature of 4000 K, a mass of  $0.5 M_\odot$ , a stellar radius of  $2 R_\odot$ , and solar abundance.

### *1-Planet Radiative Transfer Simulation:*

Our first simulation represents a relatively simple case of a protoplanetary disk with a single Jupiter-mass planet located at a separation of 5 au from the central star. This scenario could be observed during the T Tauri phase at an age around 0.5 Myr. The radiative transfer computation was performed using the TORUS radiative transfer code by Tim Harries.<sup>23</sup> The planet cleared a gap with a width of 1 au and triggered a spiral wake that was parameterised using the analytical description by Ogilvie and Lubow,<sup>24</sup> closely matching the results of hydrodynamic simulations. The density perturbation is  $10^4 (M_p/M_\star)$  (where  $M_p$  is the mass of the planet and  $M_\star$  the stellar mass), or a factor 10 in density over the unperturbed disk density. We computed the images for five wavelengths that might be of interest for PFI, including the near-infrared (K-band around  $2 \mu\text{m}$ ), mid-infrared (N- and Q-band around 10 and  $24 \mu\text{m}$ ), far-infrared ( $100 \mu\text{m}$ ), and sub-mm regime ( $400 \mu\text{m}$ ). Containing only a single planet, the images exhibit the minimum amount of complexity that we should expect to detect with PFI.

### *4-Planet Radiative Transfer Simulation:*

Our second set of simulations represents a later stage of disk evolution, resembling the conditions that are expected during the pre-transitional disk phase, where an extended gap region has been cleared by multiple planets. The simulated images cover a field-of-view of 80 au (side-to-side) at a pixel size of 0.1 au. The simulation has been conducted using the HOCHUNK3D radiative transfer code by Barbara Whitney et al.<sup>25</sup> The density profile for these simulations was computed using a 2-D hydrodynamic simulation by Zhaohuan Zhu,<sup>26</sup> which incorporates four Jupiter-mass planets located at separations of 5, 7.5, 12.5, and 20 au. The vertical disk scale height was computed based on hydrostatic equilibrium, where we assume two dust populations: A small dust population (with grain sizes up to  $\sim 1 \mu\text{m}$ ) that contributes 10% of the total dust mass and is well mixed with the gas component. A bigger dust grain population (with sizes extending to 1 mm) is collapsed to 20% of the gas scale height, mimicking the effect of dust grain settling (see Dong et al.<sup>27</sup>).

A qualitative inspection of these continuum images suggests that the mid-infrared regime (e.g. L-/M-/N-band between  $3 \mu\text{m}$  and  $13 \mu\text{m}$ ) might constitute a good wavelength regime to image the planet-related disk signatures in the inner few au. This wavelength regime is sensitive to the thermal emission of dust grains in the  $\sim 1000 - 300 \text{ K}$  range, matching the temperature of hot dust in the disk surface layer in the terrestrial planet-forming region at a few au, as well as the expected temperature of the circumplanetary accretion disk (see below). Shorter wavelengths (e.g. K-band around  $2 \mu\text{m}$ ) contain significant contributions from scattered light, while longer wavelengths (e.g. FIR at sub-mm) are dominated by the emission of cold material in the outer disk. Further work by the SWG and TWG will need to confirm this assessment and identify the wavelength band(s) that provide the optimal balance between the brightness of the expected features and the technically achievable image contrast/imaging fidelity.

Beside the continuum tracers, we will also simulate the expected signatures in different line tracers. Some interesting line tracers in the mid-infrared part of the spectrum could include the CO fundamental lines ( $4.7 \mu\text{m}$ ),  $\text{CH}_3\text{OH}$  ices ( $3.5 \mu\text{m}$ ),  $\text{NH}_3$  ice ( $3.0 \mu\text{m}$ ), and C-H nanodiamonds ( $3.4\text{-}3.5 \mu\text{m}$ ). Recording spectrally dispersed




Figure 1. Radiative transfer simulation of planet-forming disks with a single planet (left; simulation from Harries) and 4 planetary bodies (right; simulation from Dong, Whitney & Zhu), respectively. For details about the simulation set up, we refer the reader to Sect. 4.2.

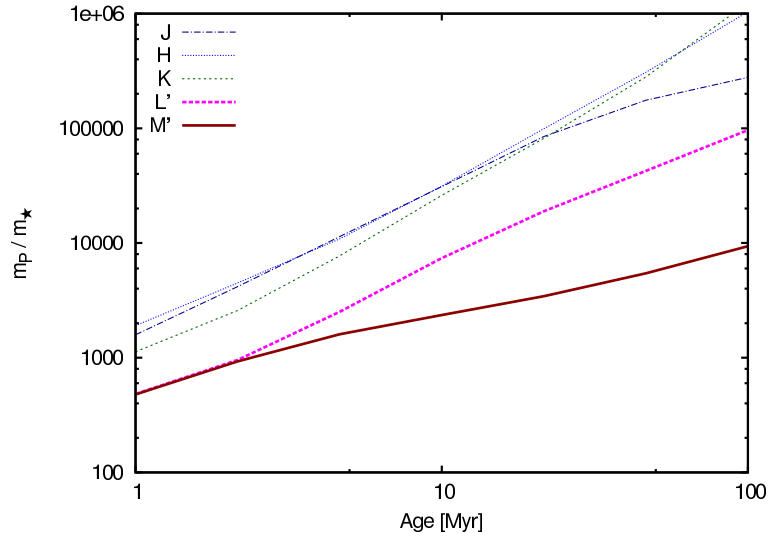


Figure 2. Predicted planet/star contrast for a  $4M_{\text{Jup}}$  protoplanet, plotted as function of age. The computation is based on the atmosphere models by Baraffe et al.<sup>28,29</sup> and on the “Hot Start” evolutionary tracks by Fortney et al.<sup>30</sup> and has been conducted for five spectral bands.

data in the line tracers will allow us to construct maps in different velocity channels, constraining the kinematics of the gas in the accretion streams and the circumplanetary accretion disk.

By imaging the disks at multiple epochs, we will also be able to study the temporal evolution of the planet-induced disk structures and to trace the orbital motion of the embedded protoplanets. At its’ unprecedented, sub-milliarcsecond resolution, PFI will likely be able to detect such structural changes on timescales of just a few months, directly revealing the ongoing, highly dynamical planet formation processes.

### 4.3 Protoplanet Detection

The simulations discussed above show the accretion streams towards the forming planets, but do not include the emission from the protoplanet itself. For young planets, the brightness of the viscously heated circumplanetary disk can significantly exceed the thermal emission of the surrounding dust. In the age range between  $10^6$  and  $10^7$  years, the brightness ratio between the central star and the protoplanet is predicted to reach  $10^{3\cdots 4}$  in the mid-infrared wavelength regime (e.g. L-band, Figure 2), which is much more favourable than during the main-sequence phase, when the corresponding contrast is typically  $10^{7\cdots 8}$ .

Some individual protoplanet candidates have already also been detected, including T Cha (Huelamo et al.<sup>31</sup>) and LkCa 15 (Kraus & Ireland<sup>15</sup>). These two detections have been achieved with the aperture masking interferometry technique, which offers an efficient way to reach a good phase accuracy ( $\sim 0.1^\circ$ ) near the diffraction-limit of large single-dish telescope. However, the detections have been made near the resolution limit and face challenges in separating the protoplanet detection from the emission of asymmetric disk features. For instance, it has been argued that the phase signature on T Cha might trace disk emission from the inner edge of the outer disk (at around 12 au), instead of a planetary-mass companion (Olofsson et al.<sup>11</sup>). Observations on the pre-transitional disks V1247 Ori also revealed the presence of complex disk asymmetries in the inner regions of the disk around this object, whose phase signatures can easily be mistaken as close companions (Kraus et al.<sup>12</sup>).

The  $\sim 100$ -times higher angular resolution provided by PFI will be needed to separate the protoplanets from possible disk contributions and to resolve the circumplanetary accretion disk on scales of 0.2 Hill radii (0.1 mas for a Jupiter-mass planet at 1 au; e.g. Ayliffe & Bate<sup>32</sup>), enabling us to probe the planet formation process over a wide range of spatial scales (Figure 3).

A major task of this working group will be to identify the optimal line tracers that are suitable for tracing the circumplanetary accretion disk. Intriguingly, recent adaptive optics imaging observations at visual wavelengths were able to detect the accretion signatures of a low-mass companion in the pre-transitional disk of HD 142527

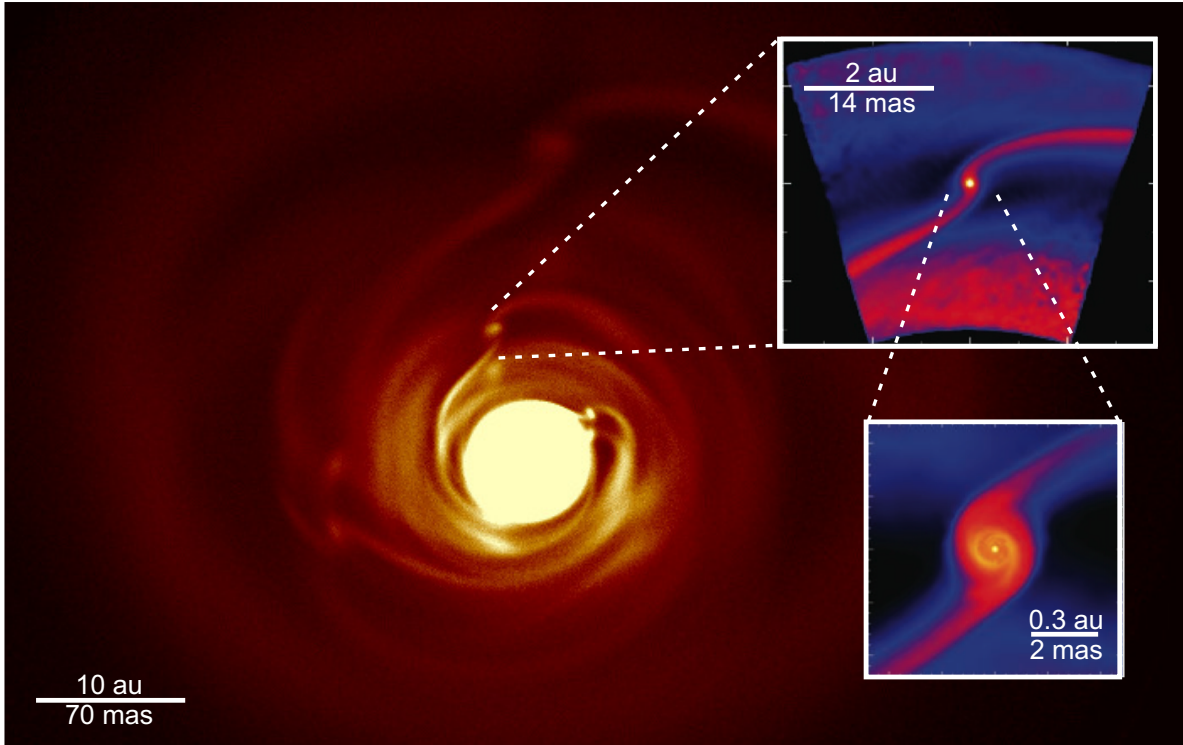


Figure 3. Mosaic of hydrodynamics simulations of a protoplanetary disk with four embedded planets (background), the gap that is opened by one of the planets (top-left panel), and of the circumplanetary accretion disk (bottom-left panel), illustrating the need to probe a wide range of spatial scales in order to study the mechanisms that are at work during planet formation. The background image is the  $10\ \mu\text{m}$  model image of the four-planet simulation by Dong, Whitney & Zhu described in Sect. 4.2, while the insets show surface density profiles from simulations by Ayliffe & Bate.<sup>32</sup> Besides the physical scales (in au) we give the angular scale on the sky for a distance of 140 pc (in mas), which corresponds to the distance of the most nearby star forming regions (e.g. Taurus).

using the  $\text{H}\alpha$ -line tracer (Close et al.<sup>33</sup>). This demonstrates the feasibility for detecting the accretion signatures of low-mass objects in pre-main-sequence (PMS) disks. For PFI we aim to identify further line tracers that are suitable for tracing embedded planets.

#### 4.4 Exoplanetary System Architecture

Planet population synthesis models aim to reproduce the observed exoplanet system populations by linking planet formation models with models about the dynamical processes of planet-disk interaction, planet-planet interaction, dust evolution, and accretion physics. These models depend on a proper knowledge of the relevant processes and on the adjustment of a large number of free parameters, which introduces major uncertainties.

PFI will change the situation fundamentally, both by providing robust information about the initial conditions of planet formation and by probing the protoplanet distribution during the evolutionary phase that is most critical for shaping the architecture of exoplanetary systems, namely the first  $\sim 100$  Myr. Observing planetary systems during this time interval will allow PFI to determine where in the disk planets form and how they migrate through interaction with the gas-rich disk, providing insights into the mechanisms that halt migration, for instance at deadzones, disk truncation points, or during the disk dissipation phase (typically at  $\sim 10$  Myr).

Achieving this goal will require detecting planets in a statistically meaningful sample of systems at different evolutionary phases, e.g. of the order of 100 systems in the classical T Tauri/Herbig Ae/Be phase ( $\sim 0.5$  Myr), transitional disk ( $\sim 5$  Myr), and early debris disk phase ( $\sim 50$  Myr). These observations will allow us to construct planet population diagrams for these different evolutionary phases and to compare them with the population



diagrams for mature exoplanet systems. Based on state-of-the-art population synthesis models we expect dramatic changes during these phases, such as the inward-migration of the Hot Jupiters during the first 1-2 Myr and the ejection of planets due to dynamical instabilities (e.g. Raymond et al.<sup>34</sup>).

Another important objective of PFI will be to determine the location of the “snow line” for important molecules like water (H<sub>2</sub>O), marking the location where these molecules condense to form ice grains. At the snow line, the density of solid particles in the disk increases abruptly. This allows planets to form more efficiently beyond the snow line and enables them to accrete gas from the disk before it dissipates, favouring the formation of gas giant planets. The location of the snow line is difficult to predict for different molecules and changes during the disk evolution. Therefore, it will be crucial to measure the location of the snow line directly, for instance using the mid-infrared H<sub>2</sub>O 3.1  $\mu$ m line. Measuring the distribution of the snow line will allow us to understand how water is delivered to terrestrial planets like Earth, where it has been proposed that water can either be produced through oxidation of atmospheric hydrogen (Ikoma et al.<sup>35</sup>) or is delivered through planetesimals from beyond the snow line (Morbidelli et al.<sup>36</sup>).

Given their favourable brightness contrast, PFI will likely focus on giant planets. However, the giant planet population is the most critical component in shaping the architecture of planetary systems and has also a major impact on the formation of terrestrial planets (e.g. Morbidelli et al.<sup>37</sup>).

#### 4.5 Late Stages of Planetary System Formation

The gas- and dust-rich protoplanetary disk dissipates on timescales of 5-10 Myr (Hernandez et al.<sup>38</sup>), which is also expected to halt type I+II migration of the embedded protoplanets. Smaller amounts of optically thin dust are still observed at the later debris disk phase. The dust in these disks is believed to be replenished by the collision of planetesimals. Some debris disks show intriguing ring-like structures that have been attributed to the dynamical influence of embedded planets (Kalas et al.<sup>39</sup>), although it has been suggested that these structures might also be shaped by hydrodynamical instabilities without planets (Lyra & Kuchner<sup>40</sup>).

The planetary system architecture is still subject to changes during the debris disk phase, for instance through planet-planet interaction processes or through dynamical interaction with the planetesimal disk. In fact, it is now believed that our solar system also underwent a drastic reconfiguration at an age of  $\sim 700$  Myr, owing to the migration of the giant planets due to interaction with the planetesimal disk and a crossing of Jupiter and Saturn’s 1:2 resonance (Tsiganis et al.,<sup>41</sup> Walsh et al.<sup>42</sup>). This reconfiguration might also have triggered the Late Heavy Bombardment period of the terrestrial planets (Gomez et al.<sup>43</sup>).

PFI will be able to image the disk structure and to trace the protoplanets during the early debris disk phase, while the cooling planets are still relatively bright at mid-infrared wavelengths. Further work will be needed in order to determine which planet mass and which age range are accessible with PFI.

#### 4.6 Planet Formation in Multiple Systems

Another unique application of PFI will be in studying planet formation in multiple systems. Several circumbinary planets have already been detected in mature systems (e.g. Kepler 16, Doyle et al.<sup>44</sup>) and it has been estimated that more than 1% of all close binary stars have giant planets in nearly coplanar orbits (Welsh et al.<sup>45</sup>). PFI will measure the disk truncation effects that are induced by the companion star and determine where planet formation is possible in this environment. The disk measurements will inform us how the tidally cleared gap affect the migration processes.

#### 4.7 Star Forming Regions / Target Selection

This working group will identify the star forming regions that are most suitable to cover the wide range of evolutionary stages and environments that we anticipate to probe with PFI. For this purpose, we will consider not only typical low-mass star forming regions like Taurus and Ophiuchus, but also high-mass star forming regions like Orion. Comparing the disk structure in these different environments will inform us how the planet formation process depends on the mass of the central star and on environmental factors such as the ambient UV ionization field.

The availability of suitable target star populations on the Northern and Southern Hemisphere will provide an important input for the TWG, both to identify potential sites and to formulate the sensitivity requirements for the facility.

#### 4.8 Secondary Science Cases

Besides investigating the primary science case, PFI has the potential to revolutionize a wide range of other science areas from galactic and extragalactic astronomy. The unprecedented resolution of  $\sim 0.1$  mas will enable a detailed characterization of the fundamental parameters of exoplanet host stars (sizes, limb profile variations) and to correct for stellar activity features like spots, which limits current exoplanet radial velocity and transit studies. It will enable direct spectroscopy of Hot Jupiters and the determination of their astrometric orbits.

In galactic astrophysics, some obvious applications could include imaging of photospheric structures, such as spot patterns on main-sequence stars, the weather patterns on white dwarf stars, shock waves on post-AGB stars, and the mass-loss processes around evolved stars. PFI will be able to study the accretion of matter onto the black hole in X-ray binaries and to study the circumstellar envelopes and pulsation modes in Cepheids, which is essential for a proper calibration of the cosmological distance ladder.

Some unique science goals could also be achieved in extragalactic science, for instance by performing detailed imaging of AGN dust tori, by performing spatially resolved AGN reverberation mapping, by determining dynamical black hole masses (through measurement of the rotation profile of the circumnuclear accretion disk), and by spatially resolving the multiple images of gravitational micro-lensing events.

In the initial project phase, these secondary science cases will not drive our design decisions of PFI, but they will be taken into account for later refinements of the technical specifications and for adding further capabilities that do not compromise the primary science mission.

### 5. CONCLUSIONS

The PFI project aims to identify compelling science goals and a realistic technical roadmap for taking the next step in exploring the universe at high-angular resolution. We argue that improved high-angular resolution imaging capabilities will be inevitable to advance our understanding of the planet formation process.

In this contribution, we outlined our initial thoughts on the key science drivers of PFI, where our objective is to stimulate the discussion in our science working group and in the wider community. Our top priorities for the next 12-24 months are to define the top-level science requirements and to present them in a series of white papers. This work will provide essential input for the TWG, which will formulate the instrument concept and determine feasible facility architectures for meeting the science goals.

Further information is available on our project website <http://www.planetformationimager.org>.

### ACKNOWLEDGMENTS

We thank the large number of colleagues that volunteered to contribute to our efforts and that bring our science working group to life.

### REFERENCES

- [1] Pollack, J. B., Hubickyj, O., Bodenheimer, P., Lissauer, J. J., Podolak, M., and Greenzweig, Y., "Formation of the Giant Planets by Concurrent Accretion of Solids and Gas," *Icarus* **124**, 62–85 (Nov. 1996).
- [2] Mayor, M. and Queloz, D., "A Jupiter-mass companion to a solar-type star," *Nature* **378**, 355–359 (Nov. 1995).
- [3] Calvet, N., D'Alessio, P., Hartmann, L., Wilner, D., Walsh, A., and Sitko, M., "Evidence for a Developing Gap in a 10 Myr Old Protoplanetary Disk," *ApJ* **568**, 1008–1016 (Apr. 2002).
- [4] Espaillat, C., Calvet, N., D'Alessio, P., Hernández, J., Qi, C., Hartmann, L., Furlan, E., and Watson, D. M., "On the Diversity of the Taurus Transitional Disks: UX Tauri A and LkCa 15," *ApJ* **670**, L135–L138 (Dec. 2007).

- [5] Espaillat, C., Calvet, N., Luhman, K. L., Muzerolle, J., and D'Alessio, P., "Confirmation of a Gapped Primordial Disk around LkCa 15," *ApJ* **682**, L125–L128 (Aug. 2008).
- [6] Muto, T., Grady, C. A., Hashimoto, J., Fukagawa, M., Hornbeck, J. B., Sitko, M., Russell, R., Werren, C., Curé, M., Currie, T., Ohashi, N., Okamoto, Y., Momose, M., Honda, M., Inutsuka, S., Takeuchi, T., Dong, R., Abe, L., Brandner, W., Brandt, T., Carson, J., Egner, S., Feldt, M., Fukue, T., Goto, M., Guyon, O., Hayano, Y., Hayashi, M., Hayashi, S., Henning, T., Hodapp, K. W., Ishii, M., Iye, M., Janson, M., Kandori, R., Knapp, G. R., Kudo, T., Kusakabe, N., Kuzuhara, M., Matsuo, T., Mayama, S., McElwain, M. W., Miyama, S., Morino, J.-I., Moro-Martin, A., Nishimura, T., Pyo, T.-S., Serabyn, E., Suto, H., Suzuki, R., Takami, M., Takato, N., Terada, H., Thalmann, C., Tomono, D., Turner, E. L., Watanabe, M., Wisniewski, J. P., Yamada, T., Takami, H., Usuda, T., and Tamura, M., "Discovery of Small-scale Spiral Structures in the Disk of SAO 206462 (HD 135344B): Implications for the Physical State of the Disk from Spiral Density Wave Theory," *ApJ* **748**, L22 (Apr. 2012).
- [7] Quanz, S. P., Avenhaus, H., Buenzli, E., Garufi, A., Schmid, H. M., and Wolf, S., "Gaps in the HD 169142 Protoplanetary Disk Revealed by Polarimetric Imaging: Signs of Ongoing Planet Formation?," *ApJ* **766**, L2 (Mar. 2013).
- [8] Isella, A., Carpenter, J. M., and Sargent, A. I., "Investigating Planet Formation in Circumstellar Disks: CARMA Observations of Ry Tau and Dg Tau," *ApJ* **714**, 1746–1761 (May 2010).
- [9] Andrews, S. M., Wilner, D. J., Espaillat, C., Hughes, A. M., Dullemond, C. P., McClure, M. K., Qi, C., and Brown, J. M., "Resolved Images of Large Cavities in Protoplanetary Transition Disks," *ApJ* **732**, 42 (May 2011).
- [10] Casassus, S., van der Plas, G., M. S. P., Dent, W. R. F., Fomalont, E., Hagelberg, J., Hales, A., Jordán, A., Mawet, D., Ménard, F., Wootten, A., Wilner, D., Hughes, A. M., Schreiber, M. R., Girard, J. H., Ercolano, B., Canovas, H., Román, P. E., and Salinas, V., "Flows of gas through a protoplanetary gap," *Nature* **493**, 191–194 (Jan. 2013).
- [11] Olofsson, J., Benisty, M., Le Bouquin, J.-B., Berger, J.-P., Lacour, S., Ménard, F., Henning, T., Crida, A., Burtcher, L., Meeus, G., Ratzka, T., Pinte, C., Augereau, J.-C., Malbet, F., Lazareff, B., and Traub, W., "Sculpting the disk around T Chamaeleontis: an interferometric view," *A&A* **552**, A4 (Apr. 2013).
- [12] Kraus, S., Ireland, M. J., Sitko, M. L., Monnier, J. D., Calvet, N., Espaillat, C., Grady, C. A., Harries, T. J., Hönl, S. F., Russell, R. W., Swearingen, J. R., Werren, C., and Wilner, D. J., "Resolving the Gap and AU-scale Asymmetries in the Pre-transitional Disk of V1247 Orionis," *ApJ* **768**, 80 (May 2013).
- [13] Benisty, M., Natta, A., Isella, A., Berger, J.-P., Massi, F., Le Bouquin, J.-B., Mérand, A., Duvert, G., Kraus, S., Malbet, F., Olofsson, J., Robbe-Dubois, S., Testi, L., Vannier, M., and Weigelt, G., "Strong near-infrared emission in the sub-AU disk of the Herbig Ae star HD 163296: evidence of refractory dust?," *A&A* **511**, A74 (Feb. 2010).
- [14] Menu, J., van Boekel, R., Henning, T., Chandler, C. J., Linz, H., Benisty, M., Lacour, S., Min, M., Waelkens, C., Andrews, S. M., Calvet, N., Carpenter, J. M., Corder, S. A., Deller, A. T., Greaves, J. S., Harris, R. J., Isella, A., Kwon, W., Lazio, J., Le Bouquin, J.-B., Ménard, F., Mundy, L. G., Pérez, L. M., Ricci, L., Sargent, A. I., Storm, S., Testi, L., and Wilner, D. J., "On the structure of the transition disk around TW Hydrae," *A&A* **564**, A93 (Apr. 2014).
- [15] Kraus, A. L. and Ireland, M. J., "LkCa 15: A Young Exoplanet Caught at Formation?," *ApJ* **745**, 5 (Jan. 2012).
- [16] Cieza, L. A., Lacour, S., Schreiber, M. R., Casassus, S., Jordán, A., Mathews, G. S., Cánovas, H., Ménard, F., Kraus, A. L., Pérez, S., Tuthill, P., and Ireland, M. J., "Sparse Aperture Masking Observations of the FL Cha Pre-transitional Disk," *ApJ* **762**, L12 (Jan. 2013).
- [17] Lopez, B., Wolf, S., Lagarde, S., Abraham, P., Antonelli, P., Augereau, J. C., Beckman, U., Behrend, J., Berruyer, N., Bresson, Y., Chesneau, O., Clausse, J. M., Connot, C., Demyk, K., Danchi, W. C., Dugué, M., Flament, S., Glazenberg, A., Graser, U., Henning, T., Hofmann, K. H., Heininger, M., Hugues, Y., Jaffe, W., Jankov, S., Kraus, S., Laun, W., Leinert, C., Linz, H., Mathias, P., Meisenheimer, K., Matter, A., Menut, J. L., Millour, F., Neumann, U., Nussbaum, E., Niedzielski, A., Mosonic, L., Petrov, R., Ratzka, T., Robbe-Dubois, S., Roussel, A., Schertl, D., Schmider, F.-X., Stecklum, B., Thiebaut, E., Vakili, F., Wagner, K., Waters, L. B. F. M., and Weigelt, G., "MATISSE: perspective of imaging in the mid-infrared

- at the VLTI,” in [*Society of Photo-Optical Instrumentation Engineers (SPIE) Conference Series*], *Society of Photo-Optical Instrumentation Engineers (SPIE) Conference Series* **6268** (July 2006).
- [18] Lin, D. N. C., Bodenheimer, P., and Richardson, D. C., “Orbital migration of the planetary companion of 51 Pegasi to its present location,” *Nature* **380**, 606–607 (Apr. 1996).
- [19] Zhu, Z., Nelson, R. P., Dong, R., Espaillat, C., and Hartmann, L., “Dust Filtration by Planet-induced Gap Edges: Implications for Transitional Disks,” *ApJ* **755**, 6 (Aug. 2012).
- [20] van der Marel, N., van Dishoeck, E. F., Bruderer, S., Birnstiel, T., Pinilla, P., Dullemond, C. P., van Kempen, T. A., Schmalzl, M., Brown, J. M., Herczeg, G. J., Mathews, G. S., and Geers, V., “A Major Asymmetric Dust Trap in a Transition Disk,” *Science* **340**, 1199–1202 (June 2013).
- [21] van Boekel, R., Min, M., Leinert, C., Waters, L. B. F. M., Richichi, A., Chesneau, O., Dominik, C., Jaffe, W., Dutrey, A., Graser, U., Henning, T., de Jong, J., Köhler, R., de Koter, A., Lopez, B., Malbet, F., Morel, S., Paresce, F., Perrin, G., Preibisch, T., Przygodda, F., Schöller, M., and Wittkowski, M., “The building blocks of planets within the ‘terrestrial’ region of protoplanetary disks,” *Nature* **432**, 479–482 (Nov. 2004).
- [22] Kraus, S., “Combining optical spectroscopy and interferometry,” *Astronomische Nachrichten* **335**, 51 (Jan. 2014).
- [23] Harries, T. J., “Synthetic line profiles of rotationally distorted hot-star winds,” *MNRAS* **315**, 722–734 (July 2000).
- [24] Ogilvie, G. I. and Lubow, S. H., “On the wake generated by a planet in a disc,” *MNRAS* **330**, 950–954 (Mar. 2002).
- [25] Whitney, B. A., Robitaille, T. P., Bjorkman, J. E., Dong, R., Wolff, M. J., Wood, K., and Honor, J., “Three-dimensional Radiation Transfer in Young Stellar Objects,” *ApJS* **207**, 30 (Aug. 2013).
- [26] Zhu, Z., Nelson, R. P., Hartmann, L., Espaillat, C., and Calvet, N., “Transitional and Pre-transitional Disks: Gap Opening by Multiple Planets?,” *ApJ* **729**, 47 (Mar. 2011).
- [27] Dong, R., Rafikov, R., Zhu, Z., Hartmann, L., Whitney, B., Brandt, T., Muto, T., Hashimoto, J., Grady, C., Follette, K., Kuzuhara, M., Tani, R., Itoh, Y., Thalmann, C., Wisniewski, J., Mayama, S., Janson, M., Abe, L., Brandner, W., Carson, J., Egner, S., Feldt, M., Goto, M., Guyon, O., Hayano, Y., Hayashi, M., Hayashi, S., Henning, T., Hodapp, K. W., Honda, M., Inutsuka, S., Ishii, M., Iye, M., Kandori, R., Knapp, G. R., Kudo, T., Kusakabe, N., Matsuo, T., McElwain, M. W., Miyama, S., Morino, J.-I., Moro-Martín, A., Nishimura, T., Pyo, T.-S., Suto, H., Suzuki, R., Takami, M., Takato, N., Terada, H., Tomono, D., Turner, E. L., Watanabe, M., Yamada, T., Takami, H., Usuda, T., and Tamura, M., “The Missing Cavities in the SEEDS Polarized Scattered Light Images of Transitional Protoplanetary Disks: A Generic Disk Model,” *ApJ* **750**, 161 (May 2012).
- [28] Baraffe, I., Chabrier, G., Allard, F., and Hauschildt, P. H., “Evolutionary models for solar metallicity low-mass stars: mass-magnitude relationships and color-magnitude diagrams,” *A&A* **337**, 403–412 (Sept. 1998).
- [29] Baraffe, I., Chabrier, G., Allard, F., and Hauschildt, P. H., “Evolutionary models for low-mass stars and brown dwarfs: Uncertainties and limits at very young ages,” *A&A* **382**, 563–572 (Feb. 2002).
- [30] Fortney, J. J., Marley, M. S., Saumon, D., and Lodders, K., “Synthetic Spectra and Colors of Young Giant Planet Atmospheres: Effects of Initial Conditions and Atmospheric Metallicity,” *ApJ* **683**, 1104–1116 (Aug. 2008).
- [31] Huélamo, N., Lacour, S., Tuthill, P., Ireland, M., Kraus, A., and Chauvin, G., “A companion candidate in the gap of the T Chamaeleontis transitional disk,” *A&A* **528**, L7 (Apr. 2011).
- [32] Ayliffe, B. A. and Bate, M. R., “Gas accretion on to planetary cores: three-dimensional self-gravitating radiation hydrodynamical calculations,” *MNRAS* **393**, 49–64 (Feb. 2009).
- [33] Close, L. M., Follette, K. B., Males, J. R., Puglisi, A., Xompero, M., Apai, D., Najita, J., Weinberger, A. J., Morzinski, K., Rodigas, T. J., Hinz, P., Bailey, V., and Briguglio, R., “Discovery of H $\alpha$  Emission from the Close Companion inside the Gap of Transitional Disk HD 142527,” *ApJ* **781**, L30 (Feb. 2014).
- [34] Raymond, S. N., Mandell, A. M., and Sigurdsson, S., “Exotic Earths: Forming Habitable Worlds with Giant Planet Migration,” *Science* **313**, 1413–1416 (Sept. 2006).
- [35] Ikoma, M. and Genda, H., “Constraints on the Mass of a Habitable Planet with Water of Nebular Origin,” *ApJ* **648**, 696–706 (Sept. 2006).

- [36] Morbidelli, A., Chambers, J., Lunine, J. I., Petit, J. M., Robert, F., Valsecchi, G. B., and Cyr, K. E., “Source regions and time scales for the delivery of water to Earth,” *Meteoritics and Planetary Science* **35**, 1309–1320 (Nov. 2000).
- [37] Morbidelli, A., “Scenarios of giant planet formation and evolution and their impact on the formation of habitable terrestrial planets,” *Phil. Trans. R. Soc. A* **372**, 1471 (Apr. 2014).
- [38] Hernández, J., Hartmann, L., Megeath, T., Gutermuth, R., Muzerolle, J., Calvet, N., Vivas, A. K., Briceño, C., Allen, L., Stauffer, J., Young, E., and Fazio, G., “A Spitzer Space Telescope Study of Disks in the Young  $\sigma$  Orionis Cluster,” *ApJ* **662**, 1067–1081 (June 2007).
- [39] Kalas, P., Graham, J. R., and Clampin, M., “A planetary system as the origin of structure in Fomalhaut’s dust belt,” *Nature* **435**, 1067–1070 (June 2005).
- [40] Lyra, W. and Kuchner, M., “Formation of sharp eccentric rings in debris disks with gas but without planets,” *Nature* **499**, 184–187 (July 2013).
- [41] Tsiganis, K., Gomes, R., Morbidelli, A., and Levison, H. F., “Origin of the orbital architecture of the giant planets of the Solar System,” *Nature* **435**, 459–461 (May 2005).
- [42] Walsh, K. J., Morbidelli, A., Raymond, S. N., O’Brien, D. P., and Mandell, A. M., “A low mass for Mars from Jupiter’s early gas-driven migration,” *Nature* **475**, 206–209 (July 2011).
- [43] Gomes, R., Levison, H. F., Tsiganis, K., and Morbidelli, A., “Origin of the cataclysmic Late Heavy Bombardment period of the terrestrial planets,” *Nature* **435**, 466–469 (May 2005).
- [44] Doyle, L. R., Carter, J. A., Fabrycky, D. C., Slawson, R. W., Howell, S. B., Winn, J. N., Orosz, J. A., Prsa, A., Welsh, W. F., Quinn, S. N., Latham, D., Torres, G., Buchhave, L. A., Marcy, G. W., Fortney, J. J., Shporer, A., Ford, E. B., Lissauer, J. J., Ragozzine, D., Rucker, M., Batalha, N., Jenkins, J. M., Borucki, W. J., Koch, D., Middour, C. K., Hall, J. R., McCauliff, S., Fanelli, M. N., Quintana, E. V., Holman, M. J., Caldwell, D. A., Still, M., Stefanik, R. P., Brown, W. R., Esquerdo, G. A., Tang, S., Furesz, G., Geary, J. C., Berlind, P., Calkins, M. L., Short, D. R., Steffen, J. H., Sasselov, D., Dunham, E. W., Cochran, W. D., Boss, A., Haas, M. R., Buzasi, D., and Fischer, D., “Kepler-16: A Transiting Circumbinary Planet,” *Science* **333**, 1602– (Sept. 2011).
- [45] Welsh, W. F., Orosz, J. A., Carter, J. A., Fabrycky, D. C., Ford, E. B., Lissauer, J. J., Prša, A., Quinn, S. N., Ragozzine, D., Short, D. R., Torres, G., Winn, J. N., Doyle, L. R., Barclay, T., Batalha, N., Bloemen, S., Brugamyer, E., Buchhave, L. A., Caldwell, C., Caldwell, D. A., Christiansen, J. L., Ciardi, D. R., Cochran, W. D., Endl, M., Fortney, J. J., Gautier, III, T. N., Gilliland, R. L., Haas, M. R., Hall, J. R., Holman, M. J., Howard, A. W., Howell, S. B., Isaacson, H., Jenkins, J. M., Klaus, T. C., Latham, D. W., Li, J., Marcy, G. W., Mazeh, T., Quintana, E. V., Robertson, P., Shporer, A., Steffen, J. H., Windmiller, G., Koch, D. G., and Borucki, W. J., “Transiting circumbinary planets Kepler-34 b and Kepler-35 b,” *Nature* **481**, 475–479 (Jan. 2012).