



Systematics of Kinetic Freeze-out Properties in High Energy Collisions from STAR

Lokesh Kumar (for the STAR Collaboration)¹

*School of Physical Sciences,
National Institute of Science Education and Research,
Bhubaneswar, India - 751005*

Abstract

The main aim of the RHIC Beam Energy Scan (BES) program is to explore the QCD phase diagram which includes search for a possible QCD critical point and the phase boundary between QGP and hadronic phase. We report the collision energy and centrality dependence of kinetic freeze-out properties from the measured mid-rapidity ($|y| < 0.1$) light hadrons (pions, kaons, protons and their anti-particles) for Au+Au collisions at the center-of-mass energy $\sqrt{s_{NN}} = 7.7, 11.5, 19.6, 27,$ and 39 GeV. The STAR detector, with a large uniform acceptance and excellent particle identification is used in the data collection and analysis. The kinetic freeze-out temperature T_{kin} and average collective velocity $\langle\beta\rangle$ parameters are extracted from blast-wave fits to the identified hadron spectra and systematically compared with the results from other collision energies including those at AGS, SPS and LHC. It is found that all results fall into an anti-correlation band in the 2-dimension $(T_{kin}, \langle\beta\rangle)$ distribution: the largest value of collective velocity and lowest temperature is reached in the most central collisions at the highest collision energy. The energy dependence of these freeze-out parameters are discussed.

Keywords: Freeze-out, transverse momentum spectra, beam energy scan

1. Introduction

The ultra-relativistic heavy-ion collisions are expected to produce a hot and dense form of matter called Quark Gluon Plasma (QGP) [1]. The fireball produced in these collisions thermalizes rapidly leading to expansion and cooling of the system. Subsequently, the hadronization takes place and the particles get detected in the detectors. During this process, two important stages occur as described below. The point in time after the collisions when the inelastic interactions among the particles stop is referred to as chemical freeze-out. The yields of most of the produced particles get fixed at chemical freeze-out. The statistical thermal models have successfully described the chemical freeze-out stage with unique system parameters such as chemical freeze-out temperature T_{ch} and baryon chemical potential μ_B [1, 2, 3]. Even after the chemical freeze-out, the elastic interactions among the particles are still ongoing which could lead to change in the momentum of the particles. After some time, when the inter-particle distance becomes so large that the elastic interactions stop, the system is said to have undergone kinetic freeze-out. At this stage, the transverse momentum p_T spectra of the produced particles get fixed. The hydrodynamics inspired models such as the Blast Wave Model [1, 4, 5] have described the kinetic freeze-out scenario with a common temperature T_{kin} and average transverse radial flow velocity $\langle\beta\rangle$ which reflects the expansion in transverse direction.

¹A list of members of the STAR Collaboration and acknowledgements can be found at the end of this issue.

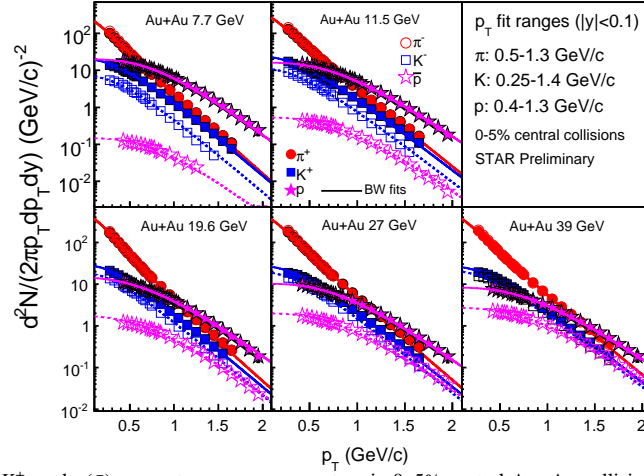


Figure 1. Invariant yields of π^\pm , K^\pm , and $p(\bar{p})$ versus transverse momentum in 0–5% central Au+Au collisions at $\sqrt{s_{NN}} = 7.7, 11.5, 19.6, 27,$ and 39 GeV. Curves represent blast wave model fits.

Quantum Chromo Dynamics (QCD), a theory of strong interactions, suggests that the phase diagram has two main phases: QGP and hadron gas. Lattice QCD predicts that the transition between hadron gas and QGP is a crossover [6] at $\mu_B \sim 0$. At high μ_B , the transition is expected to be a first order [7, 8]. In between, one expects the position of the critical point, where the first order phase transition line ends [9, 10]. The experiments at RHIC focus on exploring the QCD phase diagram, locating a critical point and determining the phase boundary between hadron and QGP phase. In view of these, a Beam Energy Scan (BES) program was started at RHIC [11, 12, 13, 14]. The first phase of the BES program yielded many interesting results as a function of energy or μ_B related to the search for critical point and phase boundary [15, 16]. The kinetic freeze-out parameters provide important information about the collision dynamics. The vast range of data collected in the BES program allows for the systematic study of kinetic freeze-out parameters and to see their energy dependence trends. The BES results presented here are obtained for Au+Au collisions at $\sqrt{s_{NN}} = 7.7, 11.5, 19.6, 27,$ and 39 GeV at mid-rapidity ($|y| < 0.1$) using both STAR Time Projection Chamber (TPC) and Time Of Flight (TOF) detectors [17]. The error bars shown in figures represent the statistical and systematic errors added in quadrature. The pion spectra presented here are corrected for the weak decay feed-down and muon contamination while proton and anti-proton spectra are not corrected for feed-down effects.

As mentioned earlier the kinetic freeze-out parameters T_{kin} and $\langle\beta\rangle$ of the system can be obtained using the hydrodynamics-motivated blast wave model. The model assumes that the particles are locally thermalized at kinetic freeze-out temperature and are moving with a common transverse collective flow velocity [4, 5]. Assuming a radially boosted thermal source, with a kinetic freeze-out temperature T_{kin} and a transverse radial flow velocity β , the transverse momentum p_T distribution of the particles can be given by

$$\frac{dN}{p_T dp_T} \propto \int_0^R r dr m_T I_0 \left(\frac{p_T \sinh \rho(r)}{T_{kin}} \right) \times K_1 \left(\frac{m_T \cosh \rho(r)}{T_{kin}} \right), \quad (1)$$

where $m_T = \sqrt{p_T^2 + m^2}$, m being mass of a hadron, $\rho(r) = \tanh^{-1}\beta$, and I_0 and K_1 are the modified Bessel functions. We use the flow velocity profile of the form $\beta = \beta_S (r/R)^n$, where β_S is the surface velocity, r/R is the relative radial position in the thermal source, and n is the exponent of flow velocity profile. Average transverse radial flow velocity $\langle\beta\rangle$ can then be obtained as: $\langle\beta\rangle = \frac{2}{2+n}\beta_S$.

Figure 1 shows the invariant yields of π^\pm , K^\pm , and $p(\bar{p})$ versus p_T for $|y| < 0.1$ in 0–5% central Au+Au collisions at $\sqrt{s_{NN}} = 7.7, 11.5, 19.6, 27,$ and 39 GeV. These distributions are fitted with the blast wave model which can be seen to reasonably describe the p_T spectra of π, K, p at all energies studied. The low p_T part of pion spectra is affected by resonance decays due to which the pion spectra is fitted above $p_T > 0.5$ GeV/c. The fit parameters are $T_{kin}, \langle\beta\rangle,$ and n .

The p_T spectra can also be characterized by obtaining $\langle p_T \rangle$ or $\langle m_T \rangle$, where m_T is the transverse mass of the particles. Figure 2 shows the energy dependence of $\langle m_T \rangle - m$ for $\pi^\pm, K^\pm,$ and $p(\bar{p})$. The star symbols show results

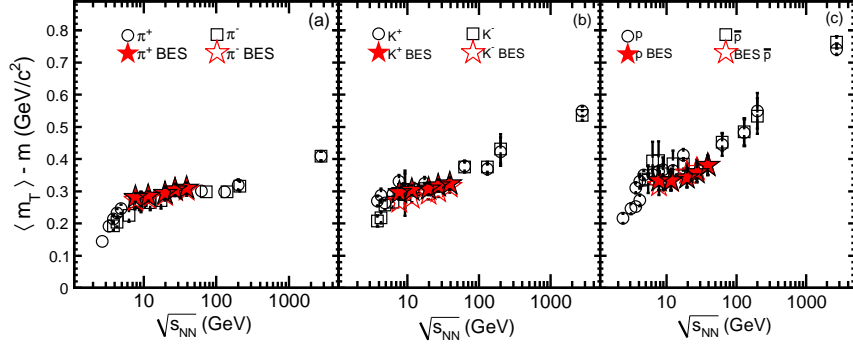


Figure 2. Energy dependence of $\langle m_T \rangle - m$ for (a) π^\pm , (b) K^\pm , and (c) $p(\bar{p})$ in central heavy-ion collisions.

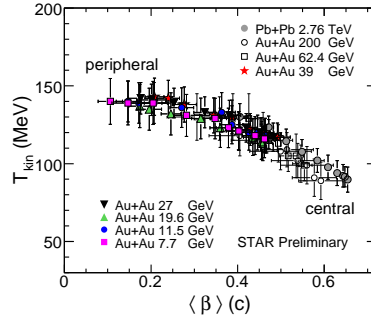


Figure 3. Variation of T_{kin} with $\langle \beta \rangle$ for different energies and centralities. The centrality increases from left to right for a given energy. The data points other than BES energies are taken from Refs. [5, 20].

from the BES while the data points for AGS, SPS, top RHIC, and LHC energies (represented by open circles and squares), are taken from the references [5, 18, 19, 20]. It can be seen that $\langle m_T \rangle - m$ increases with energy at lower energies, remains almost constant at the BES energies and then increases again towards higher energies up to the LHC. If the system is assumed to be in a thermodynamic equilibrium, $\langle m_T \rangle - m$ can be related to temperature and $\sqrt{s_{NN}}$ can be related to entropy of the system ($dN/dy \propto \log(\sqrt{s_{NN}})$). In view of this, the constant value of $\langle m_T \rangle - m$ can be interpreted as a signature of first order phase transition [21]. However, more studies may be needed to understand this behavior [22].

Figure 3 shows the variation of T_{kin} with $\langle \beta \rangle$ for different energies and centralities. T_{kin} increases from central to peripheral collisions suggesting a longer lived fireball in central collisions, while $\langle \beta \rangle$ decreases from central to peripheral collisions suggesting more rapid expansion in central collisions. Furthermore, we observe that these parameters show a two-dimensional anti-correlation band. Higher values of T_{kin} correspond to lower values of $\langle \beta \rangle$ and vice-versa.

Figure 4 (left panel) shows the energy dependence of kinetic and chemical freeze-out temperatures for central heavy-ion collisions. We observe that the values of kinetic and chemical freeze-out temperatures are similar around $\sqrt{s_{NN}} = 4-5$ GeV. If the collision energy is increased, the chemical freeze-out temperature increases and becomes constant after the $\sqrt{s_{NN}} = 11.5$ GeV. However, the T_{kin} is almost constant around the 7.7–39 GeV and then decreases up to the LHC energies. The separation between T_{ch} and T_{kin} increases with increasing energy. This might suggest the effect of increasing hadronic interactions between chemical and kinetic freeze-out when we go towards higher energies [1]. Figure 4 (right panel) shows the average transverse radial flow velocity plotted as a function of $\sqrt{s_{NN}}$. The $\langle \beta \rangle$ increases very rapidly at lower energies, remains almost constant for $\sqrt{s_{NN}} = 7.7-19.6$ GeV, and then increases again up to the LHC energies. Since $\langle \beta \rangle$ reflects the expansion in the transverse direction, it is observed that this expansion velocity is constant around $\sqrt{s_{NN}} = 7.7-19.6$ GeV.

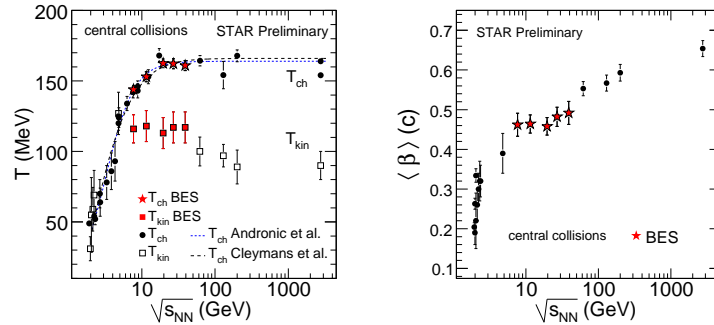


Figure 4. Left panel: Energy dependence of kinetic and chemical freeze-out temperatures for central heavy-ion collisions. The curves represent various theoretical predictions [23, 24]. Right panel: Energy dependence of average transverse radial flow velocity for central heavy-ion collisions. The data points other than BES energies are taken from the Refs. [5, 18, 19, 20] and references therein.

2. Conclusions

We have presented a systematic study of kinetic freeze-out parameters in heavy-ion collisions with results from the RHIC BES program. The T_{kin} increases from central to peripheral collisions suggesting a longer lived fireball in central collisions, while $\langle \beta \rangle$ decreases from central to peripheral collisions suggesting more rapid expansion in central collisions. The kinetic freeze-out temperature suggests a decrease from lower ($\sqrt{s_{NN}} \sim 4\text{--}5$ GeV) to higher ($\sqrt{s_{NN}} \sim 2.76$ TeV) energies. The separation between chemical and kinetic freeze-out temperatures increases while going towards higher energies, suggesting that hadronic interactions increase between chemical and kinetic freeze-out at higher energies. The average transverse radial flow velocity increases rapidly at lower energies ($\sqrt{s_{NN}} \sim 2\text{--}3$ GeV). The expansion in the radial direction remains similar around $\sqrt{s_{NN}} = 7.7\text{--}19.6$ GeV and then increases towards higher energies where the initial energy density produced is higher. The energy dependence of $\langle m_T \rangle - m$ for π , K , p , and \bar{p} also shows similar constant behavior around lower BES energies which could be related to first-order phase transition signature.

References

- [1] J. Adams *et al.* (STAR Collaboration), Nucl. Phys. A **757**, 28 (2005).
- [2] A. Andronic, F. Beutler, P. Braun-Munzinger, K. Redlich and J. Stachel, Phys. Lett. B **675**, 312 (2009) [arXiv:0804.4132 [hep-ph]].
- [3] S. Wheaton and J. Cleymans, Comput. Phys. Commun. **180**, 84 (2009) [hep-ph/0407174].
- [4] E. Schnedermann, J. Sollfrank and U. W. Heinz, Phys. Rev. C **48**, 2462 (1993) [nucl-th/9307020].
- [5] B. I. Abelev *et al.* (STAR Collaboration), Phys. Rev. C **79**, 034909 (2009); *ibid.* Phys. Rev. C **81**, 024911 (2010).
- [6] Y. Aoki, G. Endroli, Z. Fodor, S. D. Katz and K. K. Szabo, Nature **443** 675, (2006).
- [7] S. Ejiri, Phys. Rev. D **78**, 074507 (2008).
- [8] E. S. Bowman and J. I. Kapusta, Phys. Rev. C **79**, 015202 (2009).
- [9] M. A. Stephanov, Prog. Theor. Phys. Suppl. **153**, 139 (2004) [Int. J. Mod. Phys. A **20**, 4387 (2005)] [hep-ph/0402115].
- [10] S. Gupta, X. Luo, B. Mohanty, H. G. Ritter and N. Xu, Science **332**, 1525 (2011) [arXiv:1105.3934 [hep-ph]].
- [11] L. Kumar (for STAR Collaboration), Nucl. Phys. A **830**, 275C (2009); *ibid.* Nucl. Phys. A **862-863**, 125 (2011).
- [12] B. Mohanty, Nucl. Phys. A **830**, 899C (2009).
- [13] B. I. Abelev *et al.* (STAR Collaboration), Phys. Rev. C **81**, 024911 (2010).
- [14] M. M. Aggarwal *et al.* (STAR Collaboration), arXiv:1007.2613.
- [15] L. Kumar (STAR Collaboration), Nucl. Phys. A **904-905**, no. issue, 256c (2013) [arXiv:1211.1350 [nucl-ex]].
- [16] L. Kumar, Mod. Phys. Lett. A **28**, 1330033 (2013) [arXiv:1311.3426 [nucl-ex]].
- [17] M. Anderson *et al.*, NIM A **499**, 659 (2003); W. J. Llope *et al.* NIM B **241**, 306 (2005).
- [18] S. V. Afanasiev *et al.* (NA49 Collaboration), Phys. Rev. C **66**, 054902 (2002); C. Alt *et al.* (NA49 Collaboration), Phys. Rev. C **77**, 024903 (2008); *ibid.* **73**, 044910 (2006); T. Anticic *et al.* (NA49 Collaboration), Phys. Rev. C **69**, 024902 (2004).
- [19] L. Ahle *et al.* (E866 Collaboration and E917 Collaboration), Phys. Lett. B **490**, 53 (2000); *ibid.* **476**, 1 (2000); J. L. Klay *et al.* (E895 Collaboration), Phys. Rev. Lett. **88**, 102301 (2002).
- [20] B. Abelev *et al.* (ALICE Collaboration), Phys. Rev. C **88**, no. 4, 044910 (2013) [arXiv:1303.0737 [hep-ex]].
- [21] L. Van Hove, Phys. Lett. B **118**, 138 (1982).
- [22] B. Mohanty *et al.*, Phys. Rev. C **68**, 021901 (2008) and references therein.
- [23] J. Cleymans, H. Oeschler, K. Redlich and S. Wheaton, Phys. Rev. C **73**, 034905 (2006) [hep-ph/0511094].
- [24] A. Andronic, P. Braun-Munzinger and J. Stachel, Nucl. Phys. A **834**, 237C (2010) [arXiv:0911.4931 [nucl-th]].