

Predicting Leptonic CP phase by considering deviations in charged lepton and neutrino sectors

Sruthilaya M., Soumya C., K. N. Deepthi, R. Mohanta

School of Physics, University of Hyderabad, Hyderabad - 500 046, India

Abstract

Recently, the reactor mixing angle θ_{13} has been measured precisely by Daya Bay, RENO and T2K experiments with a moderately large value. However, the standard form of neutrino mixing patterns such as bimaximal, tri-bimaximal, golden ratio of types A and B, hexagonal etc., which are based on certain flavor symmetries, predict vanishing θ_{13} . Using the fact that the neutrino mixing matrix can be represented as $V_{\text{PMNS}} = U_l^\dagger U_\nu P_\nu$, where U_l and U_ν result from the diagonalization of the charged lepton and neutrino mass matrices and P_ν is a diagonal matrix containing Majorana phases, we explore the possibility of accounting for the large reactor mixing angle by considering deviations both in the charged lepton and neutrino sector. In the charged lepton sector we consider the deviation as an additional rotation in the (12) and (13) planes, whereas in neutrino sector we consider deviations to various neutrino mixing patterns through (13) and (23) rotations. We find that with the inclusion of these deviations it is possible to accommodate the observed large reactor mixing angle θ_{13} , and one can also obtain limits on the CP violating Dirac phase δ_{CP} and Jarlskog invariant J_{CP} for most of the cases. We then explore whether our findings can be tested in the currently running NO ν A experiment with 3 years of data taking in neutrino mode followed by 3 years with anti-neutrino mode.

PACS numbers: 14.60.Pq, 14.60.Lm

I. INTRODUCTION

The phenomenon of neutrino oscillation is found to be the first substantial evidence for physics beyond standard model. The results from various neutrino oscillation experiments [1], established the fact that the three flavors of neutrinos mix with each other as they propagate and form the mass eigenstates. The mixing is described by Pontecorvo-Maki-Nakagawa-Sakata (PMNS) matrix V_{PMNS} [2] analogous to the CKM mixing matrix in the quark sector. The mixing matrix is unitary, and hence, parameterized in terms of three rotation angles θ_{12} , θ_{23} , θ_{13} and three CP-violating phases, one Dirac type (δ_{CP}) and two Majorana types (ρ, σ) as

$$V_{PMNS} \equiv U_{PMNS} \cdot P_\nu = \begin{pmatrix} c_{12}c_{13} & s_{12}c_{13} & s_{13}e^{-i\delta_{CP}} \\ -s_{12}c_{23} - c_{12}s_{13}s_{23}e^{i\delta_{CP}} & c_{12}c_{23} - s_{12}s_{13}s_{23}e^{i\delta_{CP}} & c_{13}s_{23} \\ s_{12}s_{23} - c_{12}s_{13}c_{23}e^{i\delta_{CP}} & -c_{12}s_{23} - s_{12}s_{13}c_{23}e^{i\delta_{CP}} & c_{13}c_{23} \end{pmatrix} P_\nu, \quad (1)$$

where $c_{ij} \equiv \cos \theta_{ij}$, $s_{ij} \equiv \sin \theta_{ij}$ and $P_\nu \equiv \{e^{i\rho}, e^{i\sigma}, 1\}$ is a diagonal phase matrix, which is physically relevant if neutrinos are Majorana particles.

The solar and atmospheric neutrino oscillation parameters are precisely known from various neutrino oscillation experiments. Recently the reactor mixing angle has also been measured by the Double Chooz [3], Daya Bay [4, 5], RENO [6], and T2K [7, 8] experiments with a moderately large value. After the discovery of sizable θ_{13} , much attention has been paid to determine the CP-violation effect in the lepton sector, in the currently running as well as in future long-baseline neutrino oscillation experiments. As θ_{13} is non-zero, there could be CP-violation in the lepton sector, analogous to the quark sector, provided the CP violating phase δ_{CP} is not vanishingly small. Hence, it is of particular importance to determine the Dirac CP phase δ_{CP} both theoretically and experimentally. The global analysis of various neutrino oscillation data has been performed by various groups [9–12], and the hint for non-zero δ_{CP} was anticipated in Refs. [11, 12]. Including the data from T2K and Daya Bay, Forero *et al.* [13] performed a global fit and found a hint for non-zero value of δ_{CP} and a deviation of θ_{23} from $\pi/4$, with the best fit values as $\delta_{CP} \simeq 3\pi/2$ and $\sin^2 \theta_{23} \simeq 0.57$. The best fit values along with their 3σ ranges of various oscillation parameters from Ref. [13], are presented in Table-1.

Understanding the origin of the patterns of neutrino masses and mixing, emerging from

Mixing Parameters	Best Fit value	3σ Range
$\sin^2 \theta_{12}$	0.323	$0.278 \rightarrow 0.375$
$\sin^2 \theta_{23}$ (NO)	0.567	$0.392 \rightarrow 0.643$
$\sin^2 \theta_{23}$ (IO)	0.573	$0.403 \rightarrow 0.640$
$\sin^2 \theta_{13}$ (NO)	0.0234	$0.0177 \rightarrow 0.0294$
$\sin^2 \theta_{13}$ (IO)	0.0240	$0.0183 \rightarrow 0.0297$
δ_{CP} (NO)	1.34π	$(0 \rightarrow 2\pi)$
δ_{CP} (IO)	1.48π	$(0 \rightarrow 2\pi)$
$\Delta m_{21}^2/10^{-5} \text{ eV}^2$	7.60	$7.11 \rightarrow 8.18$
$\Delta m_{31}^2/10^{-3} \text{ eV}^2$ (NO)	2.48	$2.3 \rightarrow 2.65$
$\Delta m_{32}^2/10^{-3} \text{ eV}^2$ (IO)	-2.38	$-2.54 \rightarrow -2.20$

TABLE I: The best-fit values and the 3σ ranges of the neutrino oscillation parameters from Ref. [13].

the neutrino oscillation data is one of the most challenging problems in neutrino physics. In fact, it is part of the more fundamental problem of particle physics of understanding the origin of masses and the mixing pattern in quark and lepton sector. As we know, the phenomenon of neutrino oscillation is characterized by two large mixing angles, the solar (θ_{12}) and the atmospheric (θ_{23}), and one not so large reactor mixing angle θ_{13} . Initially it was believed that the reactor mixing angle would be vanishingly small and motivated by such anticipation many models were proposed to explain the neutrino mixing pattern which are generally based on some kind of discrete flavor symmetries like S_3 , S_4 , A_4 , etc. [14–16]. For an example, the tri-bimaximal (TBM) mixing pattern [17] is one such well motivated model having $\sin^2 \theta_{12} = \frac{1}{3}$ and $\sin^2 \theta_{23} = \frac{1}{2}$, which plays a crucial role for model building. However, in TBM mixing pattern the value of θ_{13} is zero and the CP phase δ_{CP} is consequently undefined. After the experimental discovery of moderately large θ_{13} , various perturbation terms are added to the TBM mixing pattern and it was found that it can still be used to describe the neutrino mixing pattern or model building with suitable modifications [18].

Thus, in a nutshell the experimental discovery of moderately large value of reactor mixing angle caused a profound change in the subject of flavor models, describing leptonic mixing.

Some of the models are outdated while others are suitably modified by including appropriate perturbations/corrections to accommodate the observed value of θ_{13} [19]. In this paper, we would like to consider the effect of perturbations to few such well motivated models which are based on certain discrete flavour symmetries like A_4 , $\mu - \tau$, etc. These models include tri-bimaximal mixing (TBM) [17], bi-maximal mixing (BM) [20], golden ratio type A (GRA) [21, 22], golden ratio type B (GRB) [23, 24], hexagonal (HG) [25] mixing patterns. However, as we know these forms do not accommodate non-zero value for the reactor mixing angle θ_{13} , and hence need to be modified suitably to provide the leptonic mixing angles in compatible with the experimental data. In this paper, we are interested to look for such a possibility. Although, this aspect has been widely studied in the literature, see for example [18, 19, 24, 26–28], the main difference between the previous studies and our work is, we have considered a very simple form of deviation matrix in terms of minimal number of new independent parameters, which can provide corrections to both charged lepton and the standard neutrino mixing matrices. This in turn not only accommodates the observed mixing angles but also constrains the Dirac CP violating phase δ_{CP} .

It is well-known that the determination of the CP violating phases and in particular the Dirac CP phase δ_{CP} is an important issue in the study of neutrino physics. Many dedicated long-baseline experiments are planned to study CP violation in the neutrino sector. The theoretical prediction for the determination of CP phase in the neutrino mixing matrix depends on the approach as well as the type of symmetries one uses to understand the pattern of neutrino mixing. Obviously a sufficiently precise measurement of δ_{CP} will serve as a very useful constraint for identifying the approaches and symmetries, if any. In this work, we would also like to explore whether it is possible to constrain the CP phase δ_{CP} by considering corrections to the leading order charged lepton and neutrino mixing matrices and if so whether it is possible to verify such predictions with the data from ongoing $\text{NO}\nu\text{A}$ experiment.

The paper is organized as follows. In section II we present the basic framework of our analysis. The deviations to the various mixing patterns due to neutrino and charged lepton sectors are discussed in Sections III and IV respectively. Section V contains summary and conclusion.

II. FRAMEWORK

It is well-known that the lepton mixing matrix arises from the overlapping of the matrices that diagonalize charged lepton and neutrino mass matrices i.e.,

$$U_{\text{PMNS}} = U_l^\dagger U_\nu. \quad (2)$$

For the study of leptonic mixing it is generally assumed that the charged lepton mass matrix is diagonal and hence, the corresponding mixing matrix U_l be an identity matrix. However, the neutrino mixing matrix U_ν has a specific form dictated by the symmetry which generally fixes the values of the three mixing angles in U_ν . The small deviations of the predicted values of the mixing angles from their corresponding measured values are considered, in general, as perturbative corrections arising from symmetry breaking effects. A variety of symmetry forms of U_ν have been explored in the literature e.g., tri-bimaximal (TBM), bi-maximal (BM), Golden ratio type-A (GRA), type-B (GRB), hexagonal (HG) and so on. All these mixing patterns can be written in a generalized form as shown in Ref. [24]. For the case of TBM, BM, GRA, GRB and HG forms for U_ν , one can have $\theta_{23}^\nu = -\pi/4$, while θ_{12}^ν takes the values $\sin^{-1}(1/\sqrt{3})$, $\pi/4$, $\sin^{-1}(1/\sqrt{2+r})$, $\sin^{-1}(\sqrt{3-r}/2)$ (r being the golden ratio i.e., $r = (1 + \sqrt{5})/2$) and $\pi/6$ respectively. Thus, the generalized neutrino matrix U_ν corresponding to these cases has the form [24]

$$U_\nu^0 = \begin{pmatrix} \cos \theta_{12}^\nu & \sin \theta_{12}^\nu & 0 \\ -\frac{\sin \theta_{12}^\nu}{\sqrt{2}} & \frac{\cos \theta_{12}^\nu}{\sqrt{2}} & -\frac{1}{\sqrt{2}} \\ -\frac{\sin \theta_{12}^\nu}{\sqrt{2}} & \frac{\cos \theta_{12}^\nu}{\sqrt{2}} & \frac{1}{\sqrt{2}} \end{pmatrix}. \quad (3)$$

The superscript ‘0’ is introduced to label the mixing matrix as the leading order matrix arising from certain discrete flavor symmetries. A common feature of these mixing matrices is that, they predict $\theta_{23} = \pm\pi/4$ and $\theta_{13} = 0$, if the charged lepton mixing matrix is considered to be a 3×3 identity matrix. However, they differ in their prediction for the solar mixing angle θ_{12} , which has the value as $\sin^2 \theta_{12} = 0.5$ for BM form, $\sin^2 \theta_{12} = 1/3$ for TBM, $\sin^2 \theta_{12} = 0.276$ and 0.345 for GRA and GRB mixing and $\sin^2 \theta_{12} = 0.25$ for HG mixing patterns. Thus, one possible way to generate corrections for the mixing angles such that all the mixing angles θ_{23} , θ_{12} and θ_{13} should be compatible with the observed experimental data, is to include suitable perturbative corrections to both the charged lepton and neutrino mixing matrices U_l and U_ν respectively. In this paper we are interested to

explore such a possibility. While considering the corrections to the neutrino mixing matrix, we assume the charged lepton mixing matrix to be identity matrix and for correction to the charged lepton mass matrix we consider the neutrino mixing matrix to be either of TBM/BM/GRA/GRB/HG forms. Furthermore, we will neglect possible corrections to U_ν from higher dimensional operators and from renormalization group effects.

III. DEVIATION IN NEUTRINO SECTOR

In this section, we consider the corrections to the neutrino mixing matrix such that it can be written as

$$U_\nu = U_\nu^0 U_\nu^{corr} , \quad (4)$$

where U_ν^0 is one of the symmetry forms of the mixing matrix as described in Eq. (3) and U_ν^{corr} is a unitary matrix describing the correction to U_ν^0 . An important requirement is that the correction due to the matrix U_ν^{corr} should allow sizable deviation of the angle θ_{13} from zero and also the required deviations to θ_{23} and θ_{12} , so that all the mixing angles should be compatible with their measured values. As discussed in Ref. [29], U_ν^{corr} can be expressed as $V_{23}V_{13}V_{12}$, where V_{ij} are the rotation matrices in (ij) plane and hence, can be parameterized by three mixing angles and one phase. In this work, we consider the simplest case of such perturbation which involves only minimal set of new independent parameters, i.e., we consider the deviations involving only two new parameters (one rotation angle and one phase), which basically corresponds to perturbation induced by a single rotation. There are several variants of this approach exist in the literature, generally for TBM mixing pattern [18]. The main difference between the previous studies and our work is that apart from predicting the values of the mixing angles compatible with their experimental range, we have also looked into the possibility of constraining the CP phase δ_{CP} , not only for TBM case, but also for other variety of mixing patterns.

A. Deviation due to 23 rotation

First, we would like to consider additional rotation in the 23 plane. Since the charged lepton mixing matrix is considered to be identity in this case, the PMNS mixing matrix can be obtained by multiplying the neutrino mixing matrix U_ν^0 with the 23 rotation matrix as

follows

$$U_{PMNS} = U_\nu^0 \begin{pmatrix} 1 & 0 & 0 \\ 0 & \cos \phi & e^{-i\alpha} \sin \phi \\ 0 & -e^{i\alpha} \sin \phi & \cos \phi \end{pmatrix}, \quad (5)$$

where ϕ and α are arbitrary free parameters. The mixing angles $\sin^2 \theta_{12}$, $\sin^2 \theta_{23}$ and $\sin \theta_{13}$ can be obtained using the relations

$$\sin^2 \theta_{12} = \frac{|U_{e2}|^2}{1 - |U_{e3}|^2}, \quad \sin^2 \theta_{23} = \frac{|U_{\mu 3}|^2}{1 - |U_{e3}|^2}, \quad \sin \theta_{13} = |U_{e3}|. \quad (6)$$

Using Eqs. (3), (5) and (6), one obtains the mixing angles as

$$\sin \theta_{13} = \sin \theta_{12}^\nu \sin \phi, \quad (7)$$

$$\sin^2 \theta_{12} = \frac{\sin^2 \theta_{12}^\nu \cos^2 \phi}{1 - \sin^2 \theta_{12}^\nu \sin^2 \phi}, \quad (8)$$

$$\sin^2 \theta_{23} = \frac{1}{2} \left[\frac{1 - \sin^2 \theta_{12}^\nu \sin^2 \phi - \cos \theta_{12}^\nu \sin 2\phi \cos \alpha}{1 - \sin^2 \theta_{12}^\nu \sin^2 \phi} \right]. \quad (9)$$

Thus, from Eqs. (7-9), one can see that by including the 23 rotation matrix as a perturbation, it is possible to have nonzero θ_{13} , deviation of $\sin^2 \theta_{23}$ from 1/2 and $\sin^2 \theta_{12}$ from $\sin^2 \theta_{12}^\nu$. With Eqs. (7) and (8) one can obtain the relation between $\sin^2 \theta_{12}$ and $\sin^2 \theta_{13}$ as

$$\sin^2 \theta_{12} = \frac{\sin^2 \theta_{12}^\nu - \sin^2 \theta_{13}}{1 - \sin^2 \theta_{13}}. \quad (10)$$

Thus, it can be seen that in this case one can have $\sin^2 \theta_{12} < \sin^2 \theta_{12}^\nu$, although the deviation is not significant. Therefore, the BM, GRA and HG forms of neutrino mixing patterns cannot accommodate the observed value of $\sin^2 \theta_{12}$ within its 3σ range.

Furthermore, as we have a non-vanishing and largish θ_{13} , this in turn implies that it could in principle be possible to observe CP violation in the lepton sector analogous to the quark sector, provided the CP violating phase is not vanishingly small, in the long-baseline neutrino oscillation experiments. The Jarlskog invariant, which is a measure of CP violation, has the expression in the standard parameterization as

$$J_{\text{CP}} \equiv \text{Im}[U_{e1}U_{\mu 2}U_{\mu 1}^*U_{e2}^*] = \frac{1}{8} \sin 2\theta_{12} \sin 2\theta_{23} \sin 2\theta_{13} \cos \theta_{13} \sin \delta_{\text{CP}}, \quad (11)$$

and is sensitive to the Dirac CP violating phase. With Eq. (5), one can obtain the value of Jarlskog invariant as

$$J_{\text{CP}} = -\frac{1}{4} \cos \theta_{12}^\nu \sin^2 \theta_{12}^\nu \sin 2\phi \sin \alpha. \quad (12)$$

Thus, comparing the two Eqs. (11) and (12), one can obtain the expression for δ_{CP} as

$$\sin \delta_{CP} = -\frac{(1 - \sin^2 \theta_{12}^\nu \sin^2 \phi) \sin \alpha}{[(1 - \sin^2 \theta_{12}^\nu \sin^2 \phi)^2 - \cos^2 \theta_{12}^\nu \sin^2 2\phi \cos^2 \alpha]^{1/2}}. \quad (13)$$

For numerical evaluation we constrain the parameter ϕ from the measured value of $\sin \theta_{13}$ and vary the phase parameter α within its allowed range, i.e., $-\pi \leq \alpha \leq \pi$. With Eq. (7) and using the 3σ range of $\sin^2 \theta_{13}$ and the specified value of $\sin^2 \theta_{12}^\nu$, we obtain the allowed range of ϕ for various mixing patterns as: $(10.9 - 14.2)^\circ$ for BM, $(13.3 - 17.5)^\circ$ for TBM, $(14.8 - 19.2)^\circ$ for GRA, $(13.2 - 17.2)^\circ$ for GRB, and $(15.6 - 20.3)^\circ$ for HG pattern. With these input parameters, we present our results in Figure-1. The correlation plot between $\sin^2 \theta_{12}$ and $\sin^2 \theta_{13}$ is shown in the top panel where the magenta, red, green, orange and blue plots correspond to BM, TBM, GRA, GRB and HG mixing patterns respectively. The horizontal and vertical dashed black lines correspond to the best fit values for $\sin^2 \theta_{12}$ and $\sin^2 \theta_{13}$, whereas the vertical dashed magenta lines represent the 3σ allowed range of $\sin^2 \theta_{12}$ and the horizontal dot-dashed lines correspond to the same for $\sin^2 \theta_{13}$. As discussed before, one can see from the figure that, the predicted values of the mixing angles $\sin^2 \theta_{12}$ and $\sin^2 \theta_{13}$ lie within their 3σ ranges only for TBM and GRB mixing patterns whereas the predicted value of $\sin^2 \theta_{12}$ lies outside its 3σ range for BM, GRA and HG mixing patterns. With Eq. (13), we obtain the constraint on δ_{CP} as shown in the middle panel of Figure-1 for TBM case, where we have used the 3σ allowed range of the mixing angles θ_{12} , θ_{23} and θ_{13} . Using the predicted value of δ_{CP} , correlation between the Jarlskog invariant and $\sin^2 \theta_{13}/\sin^2 \theta_{23}$ are shown in the bottom panel of Figure-1 for TBM case. The corresponding results for GRB mixing pattern are almost same as TBM case and hence, are not shown explicitly in the figures. However, the allowed ranges of δ_{CP} and J_{CP} are listed in Table-2. Since BM, GRA and HG mixing patterns cannot accommodate the observed mixing angles as discussed earlier in this section, the corresponding results are not listed.

Our next objective is to speculate the possible experimental indications which could support or rule out our findings. As we know neutrino physics has now entered the precision era as far as the measured parameters are concerned. The currently running experiments T2K and NO ν A play a major role in this aspect. These experiments will provide the precise measurement of atmospheric neutrino mass square difference and the mixing angle θ_{23} through ν_μ disappearance channel. They also intend to measure θ_{13} , the CP violation phase δ_{CP} through ν_μ to ν_e appearance. Furthermore, NO ν A can potentially resolve the

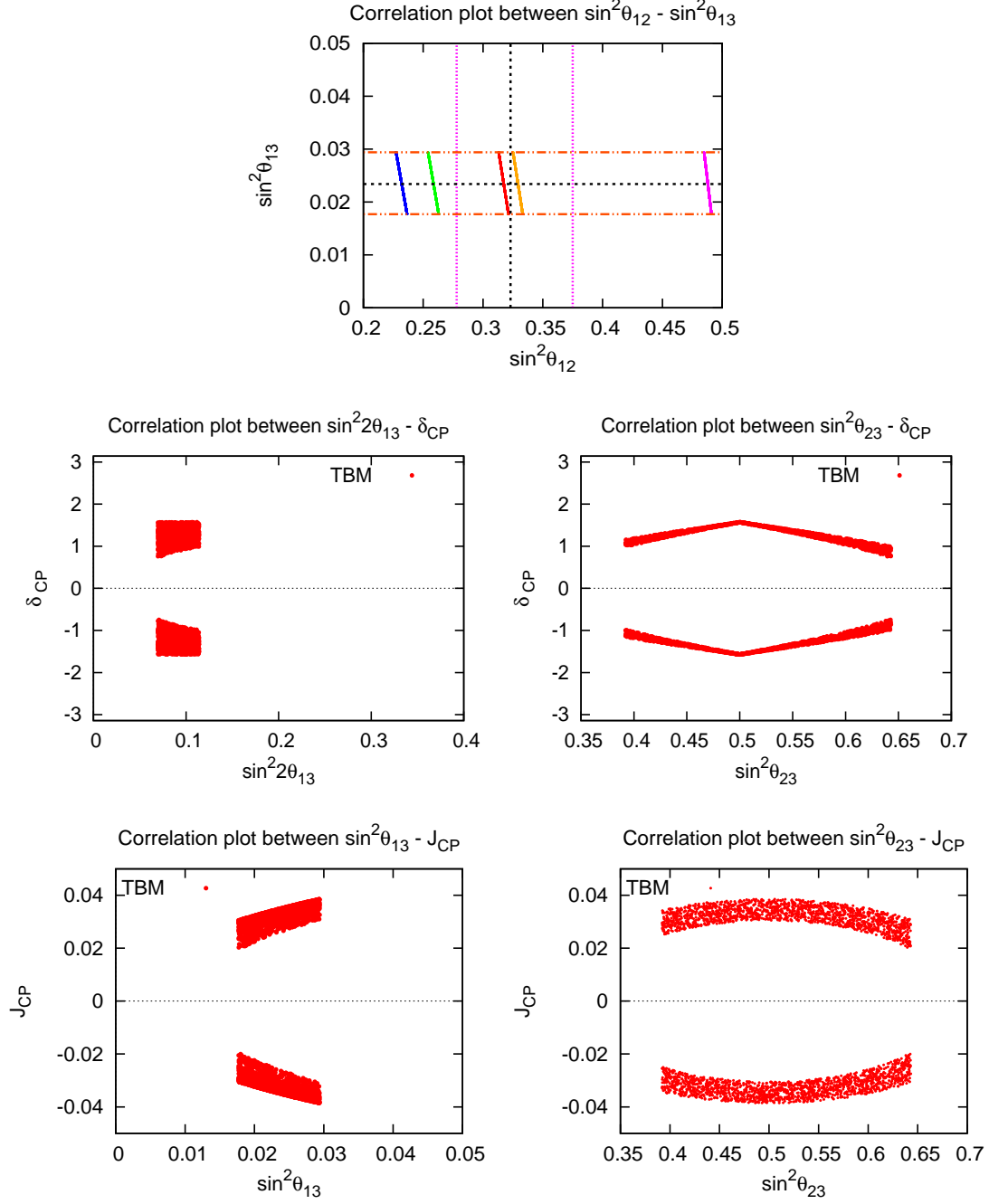


FIG. 1: Correlation plots between $\sin^2\theta_{12}$ and $\sin^2\theta_{13}$ (top panel) for BM (magenta), TBM (red), GRA (green), GRB (orange) and HG (blue) regions. The horizontal and vertical central lines represent the best fit values where as the dot-dashed orange and dashed magenta lines represent corresponding 3σ allowed ranges. The constraints on δ_{CP} for TBM mixing pattern are shown in the middle panels and on J_{CP} in the bottom panels.

mass-ordering through matter effects as it has a long-baseline. In this work, we would like to see whether the constraints obtained on δ_{CP} in our analysis could be probed in the NO ν A experiment with 3 years of data taking with neutrino mode and then followed by another 3 years with antineutrino mode. For our study we do the simulations using GLoBES [30, 31].

B. Simulation details

NO ν A (NuMI Off-axis ν_e Appearance) is an off-axis long-baseline experiment [32, 33], which uses Fermilab's NuMI $\nu_\mu/\bar{\nu}_\mu$ beamline. Its detector is a 14 kton totally active scintillator detector (TASD), placed at a distance of 810 km from Fermilab, near Ash River, which is 0.8° off-axis from the NuMI beam. It also has a 0.3 kton near detector located at the Fermilab site to monitor the unoscillated neutrino or anti-neutrino flux. It has already started data taking from late 2014. The experiment is scheduled to have three years run in neutrino mode followed by three years run in anti-neutrino mode with a NuMI beam power of 0.7 MW and 120 GeV proton energy, corresponding to 6×10^{20} p.o.t per year. Apart from the precise measurement of θ_{13} and the atmospheric parameters, it aims to determine the unknowns such as neutrino mass ordering, leptonic CP-violation, and the octant of θ_{23} by the measurement of $\nu_\mu/\bar{\nu}_\mu \rightarrow \nu_e/\bar{\nu}_e$ oscillations.

For the simulation of NO ν A experiment, the detector properties and other necessary details are taken from [34, 35]. We have used the following input true values of neutrino oscillation parameters in our simulations: $|\Delta m_{eff}^2| = 2.4 \times 10^{-3} \text{ eV}^2$, $\Delta m_{21}^2 = 7.6 \times 10^{-5} \text{ eV}^2$, $\delta_{CP} = 0$, $\sin^2 \theta_{12} = 0.32$, $\sin^2 2\theta_{13} = 0.1$ and $\sin^2 \theta_{23} = 0.5$. The relation between the atmospheric parameter Δm_{eff}^2 measured in MINOS and the standard oscillation parameter Δm_{31}^2 in nature is given as [36]

$$\Delta m_{31}^2 = \Delta m_{eff}^2 + \Delta m_{21}^2 (\cos^2 \theta_{12} - \cos \delta_{CP} \sin \theta_{13} \sin 2\theta_{12} \tan \theta_{23}), \quad (14)$$

where Δm_{eff}^2 is taken to be positive for Normal Ordering (NO) and negative for Inverted Ordering (IO).

In order to obtain the allowed region for $\sin^2 2\theta_{13}$ and δ_{CP} , we generate the true event spectrum by keeping the above mentioned neutrino oscillation parameters as true values and generate the test event spectrum by varying the test values of $\sin^2 2\theta_{13}$ in the range [0.02:0.25] and that of δ_{CP} in its full range $[-\pi : \pi]$. Finally, we calculate $\Delta\chi^2$ by comparing

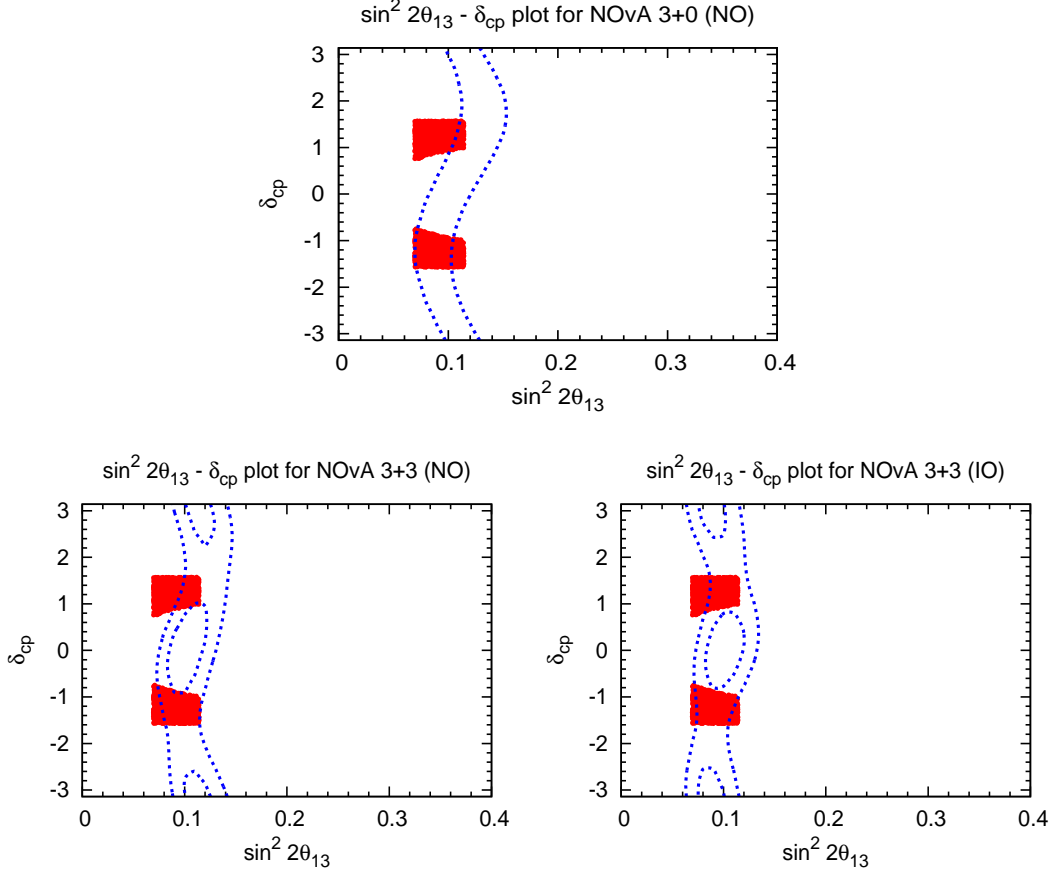


FIG. 2: The correlation between δ_{CP} and $\sin^2 2\theta_{13}$ for TBM mixing pattern (red regions) superimposed on expected $\text{NO}\nu\text{A}$ data where the blue dashed lines (top panel) represent the 1σ contours for 3 years of neutrino data taking with NO as test ordering, the blue lines in the bottom-left (NO as test ordering) and bottom-right (for IO as test ordering) panels represent the 1σ and 3σ contours for $(3\nu+3\bar{\nu})$ years of running.

the true and test event spectra. The obtained results in the $\sin^2 2\theta_{13} - \delta_{CP}$ plane are shown in Figure-2, which are overlaid by our predicted value of δ_{CP} . The top panel shows the 1σ contours for the running of $(3\nu + 0\bar{\nu})$ years, with NO as the true hierarchy. The bottom left (right) panel represents $(3\nu + 3\bar{\nu})$ years of data taking with NO (IO) as the true hierarchy. In these plots, the inner regions (bubbles) correspond to 1σ contours whereas the outer curves represent 3σ contours. From these plots, one can see that our results are supported by $\text{NO}\nu\text{A}$ data within 3σ C.L., however, with $(3\nu+3\bar{\nu})$ years of data taking, $\text{NO}\nu\text{A}$ could marginally exclude these results at 1σ C.L.

Next we would like to briefly mention about the implications of future generation long

baseline experiments such as Hyper-Kamiokande (T2HK) and Deep Underground Neutrino Experiment (DUNE) experiments in our predicted results. All the details for simulation of T2HK experiment are taken from [35] for $(3\nu+7\bar{\nu})$ years of running. The DUNE experiment which is basically slightly upgraded version of LBNE experiment, plans to use a 40 kton Liquid Argon detector. Except the detector volume other characteristics are taken from [37] for the simulation for $(5\nu+5\bar{\nu})$ years of data taking. We use the same true values of other input parameters as done for NO ν A experiment. The correlation plots between δ_{CP} and $\sin^2 2\theta_{13}$ are shown in Figure-3, overlaid by our predicted values for TBM. The plots on the top (bottom) panel are for DUNE (T2HK) experiment with NO/IO as the true ordering as labeled in the plots. It can be seen from these figures that as the $\delta_{CP} - \sin^2 2\theta_{13}$ parameter space is severely constrained, our predicted results are expected to be precisely verified by these experiments.

Deviation type	Neutrino mixing matrix pattern	δ_{CP} Range (in radian)	$ J_{CP} $ Range
23 rotation to U_ν^0	TBM and GRB	$\pm(0.7 - 1.5)$	$(0.02 - 0.04)$
13 rotation to U_ν^0	TBM, GRA and GRB	$\pm(0 - 1.5)$	$(0 - 0.04)$
12 and 13 rotation to U_l	TBM and GRB	$\pm(1.2 - 1.55)$	$(0.03 - 0.04)$
	GRA	$\pm(0.6 - 1.5)$	$(0.02 - 0.04)$
	HG	$\pm(0 - 1.3)$	$(0 - 0.035)$
	BM	$\pm(0 - 0.8)$	$(0 - 0.03)$

TABLE II: Predicted range of the CP phase δ_{CP} and the Jarlskog invariant $|J_{CP}|$ due to possible deviations for various neutrino mixing patterns.

C. Deviation due to 13 rotation

Next we consider the corrections arising from an additional (13) rotation in the neutrino sector for which the rotation matrix can be given as

$$U_{PMNS} = U_\nu^0 \begin{pmatrix} \cos \phi & 0 & e^{-i\alpha} \sin \phi \\ 0 & 1 & 0 \\ -e^{i\alpha} \sin \phi & 0 & \cos \phi \end{pmatrix} \quad (15)$$

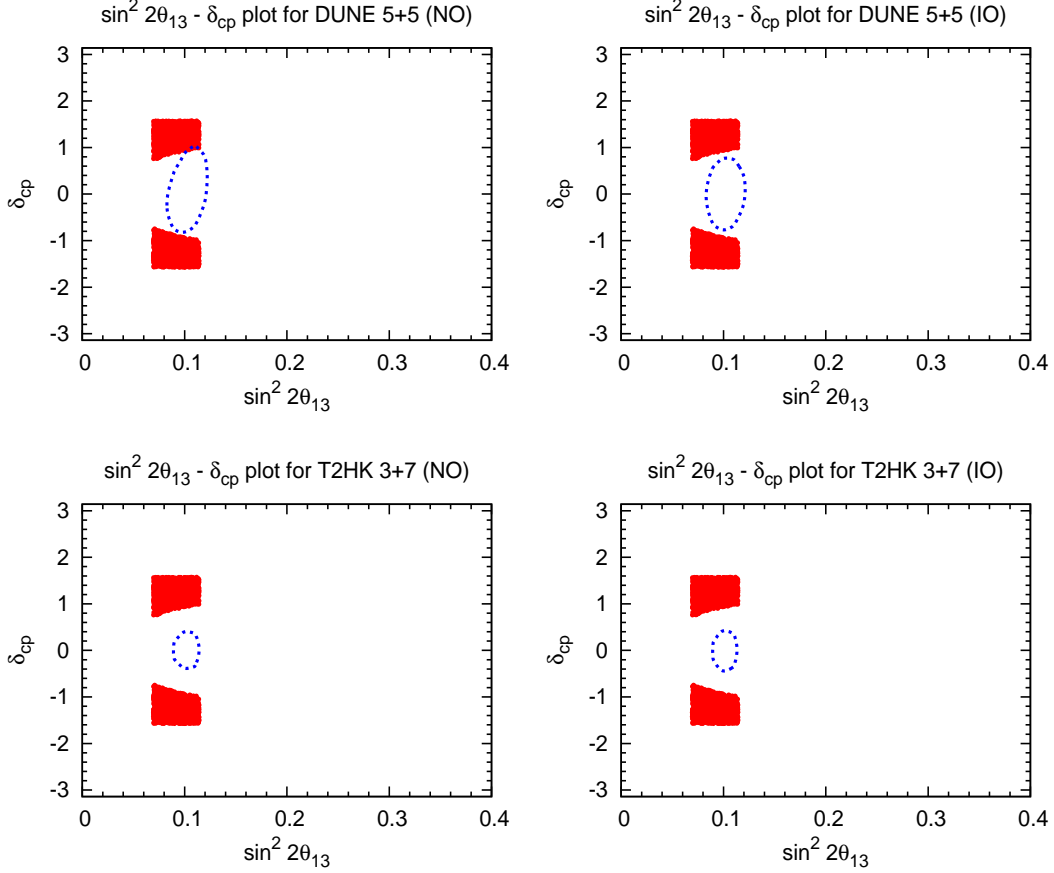


FIG. 3: The correlation between δ_{CP} and $\sin^2 \theta_{13}$ for TBM mixing pattern (red regions) superimposed on expected DUNE data (top panels) where the blue dashed lines represent the 3σ contours for $(5\nu+5\bar{\nu})$ years of data taking, while the bottom panels represent the T2HK results for $(3\nu+7\bar{\nu})$ years of running.

Proceeding in the similar way as done in the previous case, we obtain the mixing angles using Eq. (6) as

$$\sin \theta_{13} = \cos \theta'_{12} \sin \phi , \quad (16)$$

$$\sin^2 \theta_{12} = \frac{\sin^2 \theta'_{12}}{1 - \cos^2 \theta'_{12} \sin^2 \phi} , \quad (17)$$

$$\sin^2 \theta_{23} = \frac{1}{2} \left[\frac{\cos^2 \phi + \sin \theta'_{12} \sin 2\phi \cos \alpha + \sin^2 \theta'_{12} \sin^2 \phi}{1 - \cos^2 \theta'_{12} \sin^2 \phi} \right] . \quad (18)$$

Analogously, the Jarlskog invariant and the CP violating phase δ_{CP} are given as

$$J_{CP} = -\frac{1}{8} \cos \theta'_{12} \sin 2\theta'_{12} \sin 2\phi \sin \alpha , \quad (19)$$

and

$$\sin \delta_{CP} = -\frac{(1 - \cos^2 \theta_{12}^\nu \sin^2 \phi) \sin \alpha}{\left[(1 - \cos^2 \theta_{12}^\nu \sin^2 \phi)^2 - \sin^2 \theta_{12}^\nu \sin^2 2\phi \cos^2 \alpha \right]^{1/2}}. \quad (20)$$

In this case one obtains from Eqs. (16) and (17)

$$\sin^2 \theta_{12} = \frac{\sin^2 \theta_{12}^\nu}{1 - \sin^2 \theta_{13}}, \quad (21)$$

which implies that $\sin^2 \theta_{12} > \sin^2 \theta_{12}^\nu$. This in turn implies that BM and HG mixing patterns cannot accommodate the observed value of θ_{12} within its 3σ range.

From Eq. (16) and using the 3σ allowed range of $\sin^2 \theta_{13}$ the allowed range of ϕ is found to be in the range $(9 - 15)^\circ$ for various mixing patterns. Now using this value of ϕ and varying the free phase parameter α in the range $-\pi \leq \alpha \leq \pi$, we obtain the correlation plots between $\sin^2 \theta_{12}$ and $\sin^2 \theta_{13}$ as shown in the top left panel of Figure-3, where red, blue and green plots are for TBM, GRB and GRA mixing patterns. The correlation plot for HG and BM forms are not shown in the figure as they lie outside the allowed 3σ region of $\sin^2 \theta_{12}$. The δ_{CP} phase is very loosely constrained in this case as presented in Figure-4. We also overlaid the predicted value of δ_{CP} for TBM over the $\text{NO}\nu\text{A}$ simulated data. In this case also the predicted result is consistent with expected $\text{NO}\nu\text{A}$ data. The correlation plots between δ_{CP} and $\sin^2 \theta_{23}$, J_{CP} and $\sin^2 \theta_{13}$ ($\sin^2 \theta_{23}$), as well as between J_{CP} and δ_{CP} are also shown in the figure. From the plots it can be seen that it could be possible to have large CP violation $\mathcal{O}(10^{-2})$ in the lepton sector.

It should be noted that for deviation due to 12 rotation matrix does not accommodate the observed value of θ_{13} as $U_{e3} = 0$ for such case.

IV. DEVIATION IN THE CHARGED LEPTON SECTOR

In this section we will consider the deviation arising in the charged lepton sector. For the study of lepton mixing it is generally assumed that the charged lepton mass matrix is diagonal and hence, the corresponding mixing matrix as an identity matrix. The deviation in the charged lepton sector and its possible consequences have been studied by various authors [24, 26–28]. In Refs. [24, 26], the form for U_l is considered to be product of two orthogonal matrices describing rotations in 23 and 12 planes, which corresponds to two possible orderings, ‘standard’ with $U_l \propto R_{23}(\theta_{23}^l)R_{12}(\theta_{12}^l)$ and ‘inverse’ with $U_l \propto R_{12}(\theta_{12}^l)R_{23}(\theta_{23}^l)$. Using

these forms for the lepton mixing matrix the values of δ_{CP} and the rephasing invariant J_{CP} have been predicted for the cases TBM, BM, LC, GRA, GRB and HG forms of neutrino mixing matrix U_ν . They have obtained the predictions for δ_{CP} as $\delta_{CP} \simeq \pi$ for BM (LC) and $\delta_{CP} \simeq 3\pi/2$ or $\pi/2$ for TBM, GRA, GRB and HG. Here, we consider the simplest case where the deviation matrix can be represented as a single rotation matrix in the (ij) plane, as done in the previous section for the neutrino sector.

Now considering the deviation to the charged lepton mixing matrix as a unitary rotation matrix either in (12), (23) or (13) plane, one can write the PMNS matrix as

$$U_{PMNS} = U_{ij}^\dagger U_\nu^0, \quad (22)$$

where U_{ij} is the rotation matrix in (ij) plane and U_ν^0 is any one of the standard neutrino mixing matrix form TBM/BM/GRA/GRB/HG. However, corrections arising due to U_{23} rotation matrix is ruled out as it gives vanishing U_{e3} .

A. Deviation due to rotation in 12 and 13 sector

Including the additional correction matrix U_{12} to the charged lepton sector, one can write the PMNS matrix as

$$U_{PMNS} = \begin{pmatrix} \cos \phi & -e^{-i\alpha} \sin \phi & 0 \\ e^{i\alpha} \sin \phi & \cos \phi & 0 \\ 0 & 0 & 1 \end{pmatrix} U_\nu^0. \quad (23)$$

In this case we get the mixing angles as

$$\sin \theta_{13} = \frac{\sin \phi}{\sqrt{2}}, \quad (24)$$

$$\sin^2 \theta_{12} = \frac{2 \sin^2 \theta_{12}^\nu \cos^2 \phi + \cos^2 \theta_{12}^\nu \sin^2 \phi - \frac{1}{\sqrt{2}} \sin 2\theta_{12}^\nu \sin 2\phi \cos \alpha}{1 + \cos^2 \phi}, \quad (25)$$

$$\sin^2 \theta_{23} = \frac{\cos^2 \phi}{1 + \cos^2 \phi}. \quad (26)$$

With Eqs. (24) and (26), we obtain the relation

$$\sin^2 \theta_{23} = 1 - \frac{1}{2 \cos^2 \theta_{13}}, \quad (27)$$

which implies that $\sin^2 \theta_{23} < 1/2$. The Jarlskog invariant in this case is found to be

$$J_{CP} = -\frac{1}{8\sqrt{2}} \sin 2\theta_{12}^\nu \sin 2\phi \sin \alpha, \quad (28)$$

and the CP violating phase as

$$\sin \delta_{CP} = -\frac{(1 + \cos^2 \phi) \sin 2\theta_{12}^\nu \sin \alpha}{2\sqrt{Y}}, \quad (29)$$

where

$$Y = \left(2 \sin^2 \theta_{12}^\nu \cos^2 \phi + \cos^2 \theta_{12}^\nu \sin^2 \phi - \frac{1}{\sqrt{2}} \sin 2\phi \sin 2\theta_{12}^\nu \cos \alpha \right) \\ \times \left(1 + \cos 2\theta_{12}^\nu \cos^2 \phi - \cos^2 \theta_{12}^\nu \sin^2 \phi + \frac{1}{\sqrt{2}} \sin 2\theta_{12}^\nu \sin 2\phi \cos \alpha \right). \quad (30)$$

Proceeding in a similar fashion as in the previous cases and considering the 3σ allowed range of θ_{13} , one can obtain the allowed range of ϕ with Eq. (24) as $(10 - 15)^\circ$. Now varying the free parameters ϕ and α in their allowed ranges, we obtain the correlation plots between various mixing parameters as depicted in Figure-5. It should be noted that the correlation plots between $\sin^2 \theta_{13}$ and $\sin^2 \theta_{23}$ remain same for all the forms of neutrino mixing matrix U_ν^0 as these mixing angles depend only on the free parameter ϕ and are independent of θ_{12}^ν (which takes different values for different mixing patterns). For the correlation plots between $\delta_{CP} - \sin^2 2\theta_{13}$ ($\sin^2 \theta_{12}$) and $J_{CP} - \sin^2 \theta_{13}$, the red, green, blue and magenta regions correspond to TBM, GRA, HG and BM mixing patterns. The GRB mixing pattern predicts the same constraints as TBM pattern and hence, the corresponding results are not shown in the plots. Furthermore, the CP violating phase is severely constrained in this scenario and the Jarlskog invariant is found to be significantly large as seen from the figure.

Next we consider deviation due to additional rotation in 13 sector. In this case the PMNS matrix is given as

$$U_{PMNS} = \begin{pmatrix} \cos \phi & 0 & -e^{-i\alpha} \sin \phi \\ 0 & 1 & 0 \\ e^{i\alpha} \sin \phi & 0 & \cos \phi \end{pmatrix} U_\nu^0 \quad (31)$$

The mixing angles obtained are

$$\sin \theta_{13} = \frac{\sin \phi}{\sqrt{2}}, \\ \sin^2 \theta_{23} = \frac{1}{1 + \cos^2 \phi}, \\ \sin^2 \theta_{12} = \frac{2 \sin^2 \theta_{12}^\nu \cos^2 \phi + \cos^2 \theta_{12}^\nu \sin^2 \phi - \frac{1}{\sqrt{2}} \sin 2\theta_{12}^\nu \sin 2\phi \cos \alpha}{1 + \cos^2 \phi}. \quad (32)$$

In this case we obtain

$$\sin^2 \theta_{23} = \frac{1}{2 \cos^2 \theta_{13}}, \quad (33)$$

which implies $\sin^2 \theta_{23} > 1/2$. The Jarlskog invariant and the CP phase are found to be

$$J_{CP} = \frac{1}{8\sqrt{2}} \left(\sin 2\theta_{12}^\nu \sin 2\phi \sin \alpha \right), \quad (34)$$

$$\sin \delta_{CP} = \frac{\sin 2\theta_{12}^\nu \sin \alpha (1 + \cos^2 \phi)}{2\sqrt{Y}}. \quad (35)$$

Since the results for this deviation pattern are almost similar to the correction due to 12 rotation case, one obtains the same constraints on δ_{CP} as in the previous case, which are listed in Table-2.

V. SUMMARY AND CONCLUSION

The recent observation of moderately large reactor mixing angle θ_{13} has ignited a lot of interest to understand the mixing pattern in the lepton sector. It also opens up promising perspectives for the observation of CP violation in the lepton sector. The precise determination of θ_{13} , in addition to providing a complete picture of neutrino mixing pattern could be a signal of underlying physics responsible for lepton mixing and for the physics beyond the standard model. In this context a number of neutrino mixing patterns like TBM/BM/GRA etc, were proposed based on some discrete flavor symmetries like S_3 , A_4 , $\mu - \tau$, etc. However, these symmetry forms of the mixing matrices predict vanishing reactor and maximal atmospheric mixing angles. To accommodate the observed value of relatively large θ_{13} , these mixing patterns should be modified by including appropriate perturbations. In this work, we have considered the simplest case of such perturbation which involves only minimal set of new independent parameters, i.e., one rotation angle and one phase, (which basically corresponds to perturbation induced by a single rotation), and found that it is possible to explain the observed neutrino oscillation data with such corrections. The predicted values of δ_{CP} are expected to be supported by the data from currently running NO ν A experiment with $(3\nu + 3\bar{\nu})$ years of data taking. We have also shown that it is possible to predict the value of CP phase with such corrections. We have also found that sizable leptonic CP violation characterized by the Jarlskog invariant J_{CP} , i.e., $|J_{CP}| \sim 10^{-2}$ could be possible in these scenarios.

Acknowledgments SM, SC and KND would like to thank University Grants Commission for financial support. The work of RM was partly supported by the Council of Scientific

and Industrial Research, Government of India through grant No. 03(1190)/11/EMR-II.

- [1] Super-Kamiokande Collaboration, S. Fukuda *et al.*, Phys. Rev. Lett. **86**, 5651 (2001); Super-Kamiokande Collaboration, S. Fukuda *et al.*, Phys. Rev. Lett. **86**, 5656 (2001); SNO Collaboration, Q.R. Ahmad *et al.*, Phys. Rev. Lett. **87**, 071301 (2001); Super-Kamiokande Collaboration, Y. Fukuda *et al.*, Phys. Lett. **B 467**, 185 (1999); Super-Kamiokande Collaboration, S. Fukuda *et al.*, Phys. Rev. Lett. **86**, 5651 (2001); Super-Kamiokande Collaboration, S. Fukuda *et al.*, Phys. Rev. Lett. **85**, 3999 (2000); CHOOZ Collaboration, M. Apollonio *et al.*, Phys. Lett. B **420**, 397 (1998); T. Araki *et al.* [KamLAND Collaboration], Phys. Rev. Lett. **94**, 081801 (2005), hep-ex/ 0406035; S. Abe *et al.* [KamLAND Collaboration], Phys. Rev. Lett. **100**, 221803 (2008), arXiv:0801.4589.
- [2] B. Pontecorvo, Sov. Phys. JETP **7**, 172 (1958); Z. Maki, M. Nakagawa and S. Sakata, Prog. Theor. Phys. **28**, 870 (1962).
- [3] Y. Abe *et al.* [Double-Chooz Collaboration], Phys. Rev. Lett. **108**, 131801 (2012), 1112.6353.
- [4] F. P. An *et al.* [DAYA-BAY Collaboration], Phys. Rev. Lett. **108**, 171803 (2012) arXiv:1203.1669.
- [5] F. P. An *et al.*, [DAYA-BAY Collaboration], *Chin. Phys. C* **37** (2013) 011001 [arXiv:1210.6327 [hep-ex]].
- [6] J. K. Ahn *et al.*, [RENO Collaboration], Phys. Rev. Lett. **108**, 191802 (2012) [arXiv:1204.0626 [hep-ex]].
- [7] K. Abe *et al.*, [T2K Collaboration], Phys. Rev. **D 88**, 032002(2013) [arXiv:1304.0841 [hep-ex]].
- [8] K. Abe *et al.*, [T2K Collaboration], Phys. Rev. Lett. **112**, 061802 (2014).
- [9] D. Forero, M. Tortela and J. Valle, Phys. Rev. **D 86**, (2012) 073012 [arXiv:1205.4018].
- [10] G. L. Fogli, E. Lisi, A. Marrone, D. Montanino, A. Palazzo and A. M. Rotunno, Phys. Rev. **D 86**, 013012 (2012) [arXiv:1205.5254 [hep-ph]].
- [11] M. C. Gonzalez-Garcia, M. Maltoni, J. Salvado and T. Schwetz, JHEP **1212**, 123 (2012) [arXiv:1209.3023 [hep-ph]].
- [12] F. Capozzi, G.L. Fogli, E. Lisi, A. Marrone, D. Montanino, A. Palazzo, Phys. Rev. D **89**, 093018 (2014) [arXiv:1312.2878 [hep-ph]].
- [13] D. Forero, M. Tortela and J. Valle, Phys. Rev. D **90**, 093006 (2014) [arXiv:1405.7540].

- [14] G. Altarelli, F. Ferugilo, *Rev. Mod. Phys.* **82**, 2701 (2010); G. Altarelli, F. Ferugilo, L. Merlo, E. Stamou, *JHEP* **1208**, 021 (2012), arXiv:1205.4670.
- [15] S. F. King and C. Luhn, *Rept. Prog. Phys.* **76**, 056201 (2013), arXiv:1301.1340; S. F. King, A. Merle, S. Morisi, Y. Shimizu and M. Tanimoto, *New Journ. Phys.* **16**, 045018 (2014).
- [16] H. Isimori *et al.*, *Prog. Theor. Phys. Suppl.* **183**, 1 (2010).
- [17] P. F. Harrison, D. H. Perkins, and W.G. Scott, *Phys. Lett.* **B458**, 79 (1999); *Phys. Lett.* **B530**, 167 (2002); Z. Z. Xing, *Phys. Lett. B* **533**, 85 (2002); P. F. Harrison and W. G. Scott, *Phys. Lett. B* **535**, 163 (2002); *Phys. Lett.* **B557**, 76 (2003); X.-G. He and A. Zee, *Phys. Lett.* **B560**, 87 (2003); See also L. Wolfenstein, *Phys. Rev.* **D18**, 958 (1978); Y. Yamanaka, H. Sugawara, and S. Pakvasa, *Phys. Rev.* **D25**, 1895 (1982); **D29**, 2135(E) (1984); N. Li and B.-Q. Ma, *Phys. Rev. D* **71**, 017302 (2005) [arXiv:hep-ph/0412126].
- [18] X. G. He and A. Zee, *Phys. Rev. D* **84**, 053004 (2011) arXiv:1106.4359 [hep-ph], E. Ma and D. Wegman, *Phys. Rev. Lett.* **107**, 061803 (2011), arXiv:1106.4269 [hep-ph]; S. Zhou, *Phys. Lett. B* **704**, 291 (2011), arXiv:1106.4808 [hep-ph]; T. Araki, *Phys. Rev. D* **84**, 037301 (2011), arXiv:1106.5211 [hep-ph]; N. Haba, R. Takahashi, *Phys. Lett. B* **702**, 388, (2011) arXiv:1106.5926 [hep-ph]; S. N. Gninenko, *Phys. Rev. D* **85**, 051702(R), (2012), arXiv:1107.0279 [hep-ph]; K. N. Deepthi, Srinu Gollu and R. Mohanta, *Euro. Phys. J. C* **72**, 1888 (2012), arXiv:1111.2781 [hep-ph]; W. Chao, Y. J. Zheng, *JHEP* **1302**, 044 (2013); W. Rodejohann, H. Zhang and S. Zhou, *Nucl. Phys. B* **855**, 592 (2012), arXiv:1107.3970 [hep-ph]; H. Zhang and S. Zhou, *Phys.Lett. B* **704**, 296 (2011), arXiv:1107.1097 [hep-ph]; Shao-Feng Ge, Duane A. Dicus, Wayne W. Repko, *Phys. Lett. B* **702**, 220 (2011), arXiv:1108.0964 [hep-ph]; H. J. He and F. R. Yin, *Phys. Rev. D* **84**, 033009 (2011) arXiv:1104.2654 [hep-ph]; S. Morisi, K. M. Patel, E. Peinado, *Phys. Rev. D* **84**, 053002 (2011), arXiv:1107.0696 [hep-ph]; Q. -H. Cao, S. Khalil, E. Ma, H. Okada, *Phys. Rev. D* **84**, 071302(R) (2011), arXiv:1108.0570 [hep-ph]; Y. Shimizu, M. Tanimoto, arXiv:1405.1521 [hep-ph]; C. Hagedron, S. F. King, C. Luhn, arXiv:1205.3114 [hep-ph]; S. F. King, C. Luhn, *JHEP* **1109**, 042 (2011), arXiv:1107.5332 [hep-ph]; C. Luhn, *Nucl. Phys. B* **875**, 80 (2013), arXiv:1306.2358 [hep-ph]; P. S. Bhupal Dev, R. N. Mohapatra, M. Severson, *Phys. Rev. D* **84**, 053005 (2011), arXiv:1107.2378 [hep-ph]; P. S. Bhupal Dev, B. Dutta, R. N. Mohapatra, M. Severson, *Phys. Rev. D* **86**, 035002 (2012), arXiv:1202.4012 [hep-ph];
- [19] C. H. Albright, W. Rodejohann, *Eur.Phys.J.C* **62**, 599 (2009), arXiv:0812.0436 [hep-ph];

- D. Aristizabal Sierra, I. de Medeiros Varzielas and E. Houet, Phys. Rev. D **87**, 093009 (2013), arXiv:1302.6499 [hep-ph]; W. Winter, Phys. Lett. B **659**, 275 (2008), arXiv:0709.2163 [hep-ph]; S. Niehage, W. Winter arXiv:0804.1546[hep-ph]; K. N. Deepthi and R. Mohanta, Mod. Phys. Lett. A **27**, 250175 (2012), arXiv:1205.4497 [hep-ph]; H.-J. He and Xun-Jie Xu, Phys. Rev. D **86**, 111301(R) (2012) 111301, arXiv:1203.2908 [hep-ph]; S.-F. Ge, H.-J. He, F.-R. Yin, JCAP **1005**, 017 (2010), arXiv:1001.0940 [hep-ph];
- [20] F. Vissani, hep-ph/9708483; V. D. Barger, S. Pakvasa, T. J. Weiler, and K. Whisnant, Phys. Lett. **B437**, 107 (1998); A. J. Baltz, A. S. Goldhaber, and M. Goldhaber, Phys. Rev. Lett. **81**, 5730 (1998); I. Stancu and D.V. Ahluwalia, Phys. Lett. **B460**, 431 (1999); H. Georgi and S. L. Glashow, Phys. Rev. **D61**, 097301 (2000); N. Li and B.-Q. Ma, Phys. Lett. B **600**, 248 (2004), [arXiv:hep-ph/0408235].
- [21] L. L. Everett and A. J. Stuart, Phys. Rev. D **79**, 085005 (2009).
- [22] Y. Kajiyama, M. Raidal and A. Strumia, Phys. Rev. D **76**, 117301 (2007).
- [23] W. Rodejohann, Phys. Lett. B **671**, 267 (2009), arXiv:0810.5239 [hep-ph]; A. Adulpravitchai, A. Blum, W. Rodejohann, New J. Phys. **11**, 063026, (2009), arXiv:0903.0531 [hep-ph].
- [24] S. T. Petcov, Nucl. Phys. B. **892**, 400 (2015), arXiv:1405.6006 [hep-ph].
- [25] C. H. Albright, A. Dueck, W. Rodejohann, Eur.Phys.J. C **70**, 1099, (2010), arXiv:1004.2798 [hep-ph]
- [26] D. Marzocca, S. T. Petcov, A. Romanino and M.C. Sevilla, JHEP, **1305**, 073 (2013), arXiv:1302.0423 [hep-ph].
- [27] J. Alberto Acosta, Alfredo Aranda, JHEP **1404**, 34 (2014), arXiv:1402.0754 [hep-ph]; J. Alberto Acosta, Manuel A. Buen Abad, Alma D. Rojas, Phys. Lett. B **718**, 1413 (2013), arXiv:1207.6093 [hep-ph]; Srinu Gollu, K.N. Deepthi, R. Mohanta, Mod.Phys.Lett. A **28** 1350131, (2013), arXiv:1303.3393 [hep-ph]; D. Marzocca, S. T. Petcov, A. Romanino, M. Spinrath, JHEP **11**, 9, (2011), arXiv:1108.0614 [hep-ph]; Y. H. Ahn, H. -Y. Cheng, S. Oh, arXiv:1107.4549 [hep-ph]; D. Meloni, JHEP **1110**, 010 (2011), arXiv:1107.0221 [hep-ph]; A. Rashed and A. Datta, Phys. Rev. D **85**, 035019, 2012, arXiv:1109.2320 [hep-ph].
- [28] P. F. Frampton, S. T. Petcov, W. Rodejohann, Nucl. Phys. B. **678**, 31 (2004) [arXiv:hep-ph/0401206]; A. Romanino, Phys. Rev. D **70**, 013003 (2004) [arXiv:hep-ph/0402258]; S. F. King, JHEP **0508**, 105 (2005) [arXiv:hep-ph/0506297]; I. Masina, Phys. Lett. B **633**, 134 (2006) [arXiv:hep-ph/0508031]; S. Antush, S. F. King,

- Phys. Lett. B **631**, 42 (2005) [arXiv:hep-ph/0508031]; K. Hochmuth, S. T. Petcov, W. Rodejohann, Phys. Lett. B **654**, 177 (2007), arXiv:0706.2975 [hep-ph]; S. Goswami, S. Petcov, S. Ray and W. Rodejohann, Phys. Rev. D **80**, 053013 (2009), arXiv:0907.2869 [hep-ph].
- [29] Wei Chao, Y. Zheng, JHEP **1302**, 044 (2013) [arXiv:1107.0738].
- [30] P. Huber, M. Lindner and W. Winter, Comput.Phys.Commun. **167**, 195 (2005), [hep-ph/0407333].
- [31] P. Huber, J. Kopp, M. Lindner, M. Rolinec and W. Winter, Comput.Phys.Commun. **177**, 432 (2007), [hep-ph/0701187].
- [32] R. Patterson [NOvA Collaboration], Nucl. Phys. Proc. Suppl. **151**, 235 (2013), arXiv:1209.0716.
- [33] S. Childress and J. Strait [NuMI, NOvA and LBNE Collaborations], 1304.4899,(2013).
- [34] S.K. Agarwalla, S. Prakash, S. K. Raut, and S. U. Sankar, JHEP **1212**, 075 (2012), [arXiv : 1208.3644].
- [35] Soumya C., K. N. Deepthi and R.Mohanta, arXiv:1408.6071.
- [36] A. de Gouvea, J. Jenkins and B. Kayser, Phys. Rev. D **71**, 113009 (2005); S. K. Raut, Mod. Phys. Lett. A **28**, 1350093 (2013) [arXiv:1209.5658].
- [37] K. N. Deepthi, Soumya C. and R. Mohanta, New J.Phys. **17**, 2, 023035 (2015), arXiv:1409.2343.

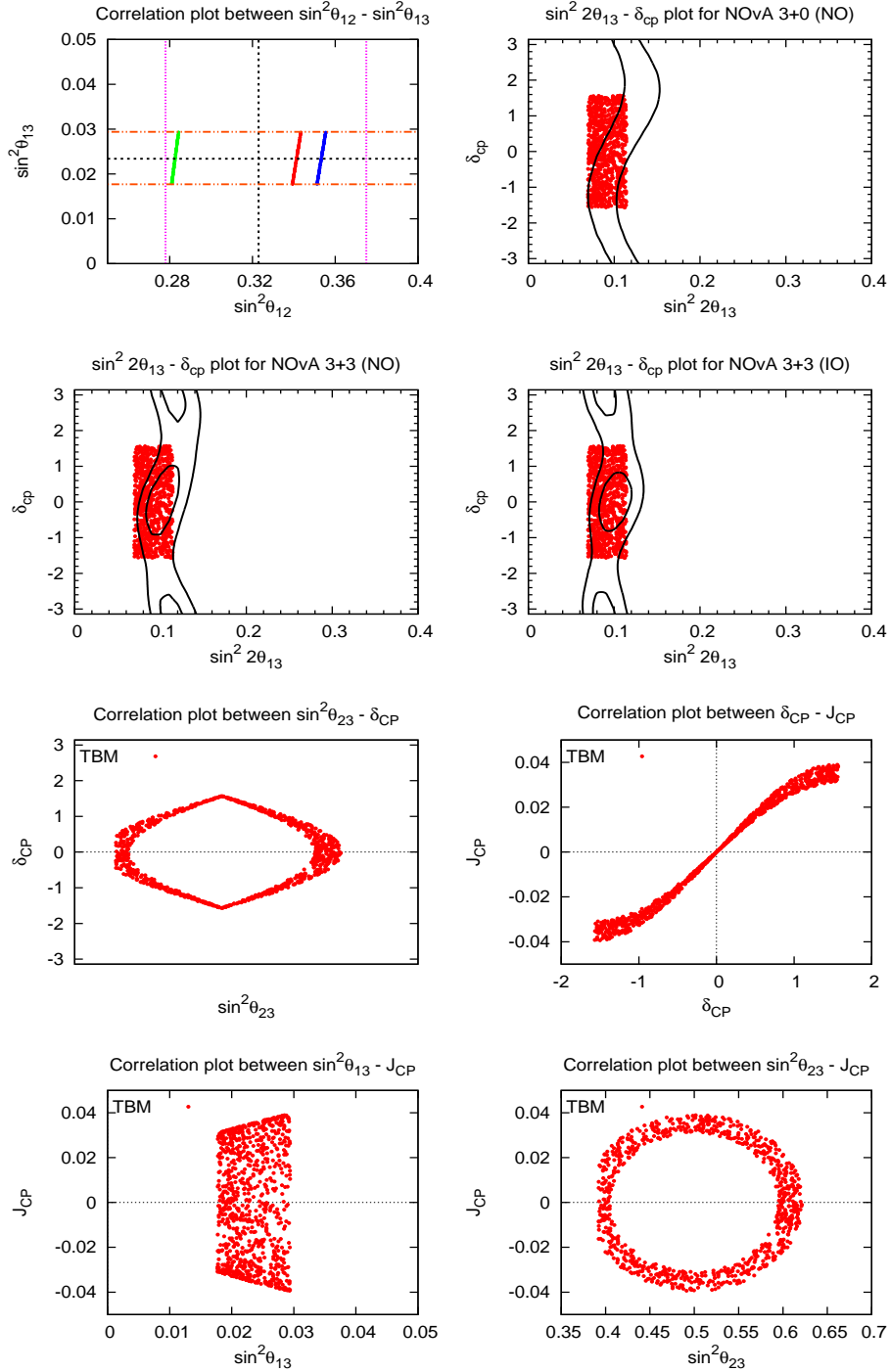


FIG. 4: Correlation plots between different oscillation parameters due to 13 deviation in the neutrino sector. In the top left panel the red, blue and green plots correspond to TBM, GRB and GRA mixing patterns. Other plots represent the correlation between different mixing parameters as indicated in the plot labels for TBM mixing pattern. The black solid lines (in the top right and second panels) represent the expected experimentally allowed parameter space (same as the dotted blue lines in Fig. 2).

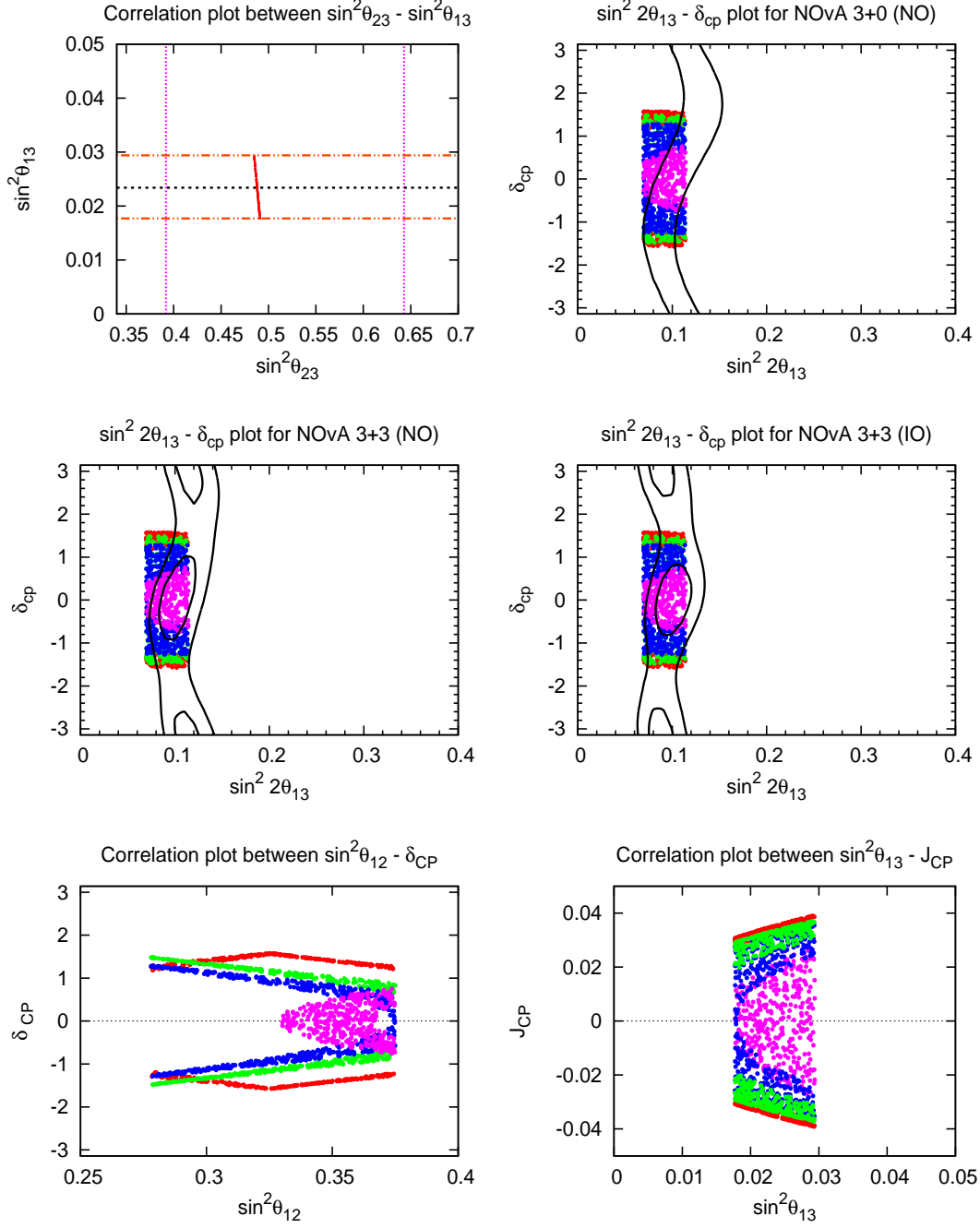


FIG. 5: Correlation plots between different observables due to 12 deviation in the charged lepton sector. The top left panel represents the correlation plot between $\sin^2\theta_{13}$ and $\sin^2\theta_{23}$. The description of the other plots are indicated in the corresponding plot labels. In these plots the red, green, blue and magenta regions correspond to TBM, GRA, HG and BM mixing patterns. The black solid lines in the top (right panel) and the middle panel plots correspond to the experimentally allowed contours.