

Regularized Transformation-Optics Cloaking in Acoustic and Electromagnetic Scattering

Hongyu Liu*, Gunther Uhlmann†

Abstract

We consider transformation-optics based cloaking in acoustic and electromagnetic scattering. The blueprints for an ideal cloak use singular acoustic and electromagnetic materials, posing server difficulties to both theoretical analysis and practical fabrication. In order to avoid the singular structures, various regularized approximate cloaking schemes have been developed. We survey these developments in this paper. We also propose some challenging issues for further investigation.

1 Introduction

We shall be concerned with invisibility cloaking for acoustic and electromagnetic (EM) waves. A region is said to be *cloaked* if its content together with the cloak is indistinguishable from the background space with respect to exterior wave measurements. A proposal for cloaking for electrostatics using the invariance properties of the conductivity equation was pioneered in [21, 22]. Blueprints for making objects invisible to electromagnetic (EM) waves were proposed in two articles in *Science* in 2006 [30, 46]. The article by Pendry et al uses the same transformation used in [21, 22] while the work of Leonhardt uses a conformal mapping in two dimensions. The method based on the invariance properties of the equations modelling the wave phenomenon has been named *transformation optics* and has received a lot of attention in the scientific community and the popular press because of the generality of the method and its simplicity. There have been several other proposals for cloaking. We mention the works of Milton and Nicorovici [42] and of Alu and Engheta [2].

The method of transformation optics relies on the transformation properties of optical parameters and the transformation invariance of the governing wave equations. To obtain an ideal invisibility cloak, one first selects a region Ω in the background space for constructing the cloaking device. Throughout the paper, we assume that the background space is uniformly homogeneous in order to facilitate the exposition, but all of the results discussed in this paper can be straightforwardly extended to the case with an

*Department of Mathematics, Hong Kong Baptist University, Kowloon, Hong Kong. Email: hongyu.liuip@gmail.com

†Department of Mathematics, University of Washington, Seattle, WA 98195, USA and Fondation des Sciences Mathématiques de Paris. Email: gunther@math.washington.edu

inhomogeneous background space. Let $P \in \Omega$ be a single point and let F be a diffeomorphism which blows up P to a region D within Ω . The ambient homogeneous medium around P is then ‘compressed’ via the *push-forward* of the transformation to form the cloaking medium in $\Omega \setminus \overline{D}$, whereas the ‘hole’ D is the cloaked region within which one can place the target object. The cloaking region $\Omega \setminus \overline{D}$ and the cloaked region D form the cloaking device in the *physical space*, whereas the homogeneous background space containing the singular point P is referred to as the *virtual space* (see Figure 3). Due to the transformation invariance of the corresponding wave equations, the acoustic/EM scattering in the physical space with respect to the cloaking device is the same as that in the virtual space. Heuristically speaking, the scattering information of the cloaking device is then ‘hidden’ in the singular point P . In a similar fashion cloaking devices based on blowing up a *crack* (namely, a curve in \mathbb{R}^3) or a *screen* (namely, a flat surface in \mathbb{R}^3) were, respectively, considered in [16] and [34], resulting in the so-called EM wormholes and carpet-cloak respectively.

The blow-up-a-point (respectively, -crack or -screen) construction yields singular cloaking materials, namely, the material parameters violate the regular conditions. The singular media present a great challenge for both theoretical analysis and practical fabrications. In order to tackle the acoustic and electromagnetic wave equations with singular coefficients underlying the ideal invisibility cloaks, finite energy solutions on Sobolev spaces with singular weights were introduced and studied in [14, 16, 23, 40]. On the other hand, several regularized constructions have been developed in the literature in order to avoid the singular structures. In [13, 15, 47], a truncation of singularities has been introduced. In [26, 27, 35], the blow-up-a-point transformation in [22, 30, 46] has been regularized to become the ‘blow-up-a-small-region’ transformation. Nevertheless, it is pointed out in [25] that the truncation-of-singularities construction and the blow-up-a-small-region construction are equivalent to each other. Instead of ideal/perfect invisibility, one would consider approximate/near invisibility for a regularized construction; that is, one intends to make the corresponding wave scattering effect due to a regularized cloaking device as small as possible depending on an asymptotically small regularization parameter $\rho \in \mathbb{R}_+$.

Due to its practical importance, the approximate cloaking has recently been extensively studied. In [5, 27], approximate cloaking schemes were developed for electrostatics. In [4, 6, 26, 32, 33, 35, 36, 38, 44, 45], various near-cloaking schemes were presented for scalar waves governed by the Helmholtz equation. In [7–9, 39], near-cloaking schemes were developed and investigated for the vector waves governed by the Maxwell system. Generally speaking, a regularized near-cloak consist of three layers: the innermost core is the cloaked region, the outermost layer is the cloaking region, and a compatible lossy layer right between the cloaked and cloaking regions. In the cloaking layer, the cloaking parameters are obtained by the push-forward construction mentioned earlier. Inside the cloaked region, from a practical viewpoint, one can place an arbitrary content, which could be both passive and active. The special lossy layer employed right between the cloaked and cloaking regions has shown to be necessary [26, 39], since otherwise there exist cloak-busting inclusions which defy any attempt for cloaking at particular resonant

frequencies. In the extreme case when the lossy parameters go to infinity, the lossy layer become an impenetrable obstacle layer, and this is the one considered in [4, 6, 7, 35]. In the rest of this paper, we shall survey these developments and at certain places, we shall also point out challenges for further investigation. In addition to the present survey, we also refer to the survey papers [10, 17, 18, 51, 52] and the references therein for discussions of the theoretical and experimental progress on invisibility cloaking. In this paper we make emphasis on remote observations via the scattering amplitude or scattering operator. The same considerations are valid for the “near-field” which corresponds to the Cauchy data or the Dirichlet-to-Neumann map [49]. In Section 2, we review perfect cloaking for the case of electrostatics using Cauchy data. In Section 3 we define precisely what we mean by perfect cloaking for scattering. In Section 4 we review the push-forward construction. In Section 5 we consider regularized or approximate cloaks for acoustics, including the case of partial cloaks. In Section 6 we discuss regularized cloaks in electromagnetics.

2 Invisibility for electrostatics

We discuss here only perfect cloaking for electrostatics. For similar results for electromagnetic waves, acoustic waves, quantum waves, etc., see the review papers [16], [17] and the references given there. The fact that the boundary measurements do not change, when a conductivity is pushed forward by a smooth diffeomorphism leaving the boundary fixed can already be considered as a weak form of invisibility. Different media appear to be the same, and the apparent location of objects can change. However, this does not yet constitute real invisibility, as nothing has been hidden from view. In invisibility cloaking the aim is to hide an object inside a domain by surrounding it with a material so that even the presence of this object can not be detected by measurements on the domain’s boundary. This means that all boundary measurements for the domain with this cloaked object included would be the same as if the domain were filled with a homogeneous, isotropic material. Theoretical models for this have been found by applying diffeomorphisms having singularities. These were first introduced in the framework of electrostatics, yielding counterexamples to the anisotropic Calderón problem (see [50] for a review) in the form of singular, anisotropic conductivities in $\mathbb{R}^n, n \geq 3$, indistinguishable from a constant isotropic conductivity in that they have the same Dirichlet-to-Neumann map [21, 22]. The same construction was rediscovered for electromagnetism in [46], with the intention of actually building such a device with appropriately designed metamaterials; a modified version of this was then experimentally demonstrated in [48]. (See also [30] for a somewhat different approach to cloaking in the high frequency limit.) The first constructions in this direction were based on blowing up the metric around a point [28]. In this construction, let (M, g) be a compact 2-dimensional manifold with non-empty boundary, let $x_0 \in M$ and consider the manifold

$$\widetilde{M} = M \setminus \{x_0\}$$

with the metric

$$\tilde{g}_{ij}(x) = \frac{1}{d_M(x, x_0)^2} g_{ij}(x),$$

where $d_M(x, x_0)$ is the distance between x and x_0 on (M, g) . Then (\tilde{M}, \tilde{g}) is a complete, non-compact 2-dimensional Riemannian manifold with the boundary $\partial\tilde{M} = \partial M$. Essentially, the point x_0 has been “pulled to infinity”. On the manifolds M and \tilde{M} we consider the boundary value problems

$$\begin{cases} \Delta_g u = 0 & \text{in } M, \\ u = f & \text{on } \partial M, \end{cases} \quad \text{and} \quad \begin{cases} \Delta_{\tilde{g}} \tilde{u} = 0 & \text{in } \tilde{M}, \\ \tilde{u} = f & \text{on } \partial\tilde{M}, \\ \tilde{u} \in L^\infty(\tilde{M}). \end{cases}$$

Here Δ_g denotes the Laplace-Beltrami operator associated to the metric g . Note that in dimension $n \geq 3$ metrics and conductivities are equivalent. These boundary value problems are uniquely solvable and define the DN maps

$$\Lambda_{M,g} f = \partial_\nu u|_{\partial M}, \quad \Lambda_{\tilde{M},\tilde{g}} f = \partial_\nu \tilde{u}|_{\partial\tilde{M}}$$

where ∂_ν denotes the corresponding conormal derivatives. Since, in the two dimensional case, functions which are harmonic with respect to the metric g stay harmonic with respect to any metric which is conformal to g , one can see that $\Lambda_{M,g} = \Lambda_{\tilde{M},\tilde{g}}$. This can be seen using e.g. Brownian motion or capacity arguments. Thus, the boundary measurements for (M, g) and (\tilde{M}, \tilde{g}) coincide. This gives a counterexample for the inverse electrostatic problem on Riemannian surfaces – even the topology of possibly non-compact Riemannian surfaces can not be determined using boundary measurements (see Fig. 1). The above example can be thought as a “hole” in a Riemann surface that

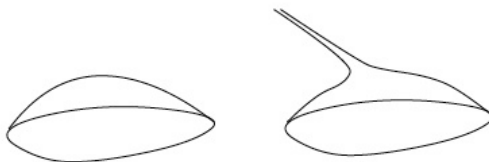


Figure 1: Blowing up a metric at a point, after [28]. The electrostatic boundary measurements on the boundary of the surfaces, one compact and the other noncompact but complete, coincide.

does not change the boundary measurements. Roughly speaking, mapping the manifold \tilde{M} smoothly to the set $M \setminus \overline{B}_M(x_0, \rho)$, where $B_M(x_0, \rho)$ is a metric ball of M , and by putting an object in the obtained hole $\overline{B}_M(x_0, \rho)$, one could hide it from detection at the boundary. This observation was used in [21, 22], where “undetectability” results were introduced in three dimensions, using degenerations of Riemannian metrics, whose

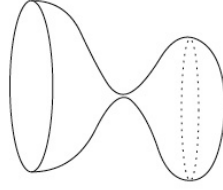


Figure 2: A typical member of a family of manifolds developing a singularity as the width of the neck connecting the two parts goes to zero.

singular limits can be considered as coming directly from singular changes of variables. The degeneration of the metric (see Fig. 2) can be obtained by considering surfaces (or manifolds in the higher dimensional cases) with a thin “neck” that is pinched. At the limit the manifold contains a pocket about which the boundary measurements do not give any information. If the collapsing of the manifold is done in an appropriate way, we have, in the limit, a singular Riemannian manifold which is indistinguishable in boundary measurements from a flat surface. Then the conductivity which corresponds to this metric is also singular at the pinched points, cf. the first formula in (2.3). The electrostatic measurements on the boundary for this singular conductivity will be the same as for the original regular conductivity corresponding to the metric g . To give a precise, and concrete, realization of this idea, let $B(0, R) \subset \mathbb{R}^3$ denote the open ball with center 0 and radius R . We use in the sequel the set $N = B(0, 2)$, the region at the boundary of which the electrostatic measurements will be made, decomposed into two parts, $N_1 = B(0, 2) \setminus \overline{B}(0, 1)$ and $N_2 = B(0, 1)$. We call the interface $\Sigma = \partial N_2$ between N_1 and N_2 the *cloaking surface*. We also use a “copy” of the ball $B(0, 2)$, with the notation $M_1 = B(0, 2)$, another ball $M_2 = B(0, 1)$, and the disjoint union M of M_1 and M_2 . (We will see the reason for distinguishing between N and M .) Let $g_{jk} = \delta_{jk}$ be the Euclidian metrics in M_1 and M_2 and let $\gamma = 1$ be the corresponding isotropic homogeneous conductivity. We define a singular transformation

$$F_1 : M_1 \setminus \{0\} \rightarrow N_1, \quad F_1(x) = \left(\frac{|x|}{2} + 1\right) \frac{x}{|x|}, \quad 0 < |x| \leq 2. \quad (2.1)$$

We also consider a regular transformation (diffeomorphism) $F_2 : M_2 \mapsto N_2$, which for simplicity we take to be the identity map $F_2 = Id$. Considering the maps F_1 and F_2 together, $F = (F_1, F_2)$, we define a map $F : M \setminus \{0\} = (M_1 \setminus \{0\}) \cup M_2 \rightarrow N \setminus \Sigma$. The push-forward $\tilde{g} = F_*g$ of the metric g in M by F is the metric in N given by

$$(F_*g)_{jk}(y) = \sum_{p,q=1}^n \frac{\partial F^p}{\partial x^j}(x) \frac{\partial F^q}{\partial x^k}(x) g_{pq}(x) \Big|_{x=F^{-1}(y)}. \quad (2.2)$$

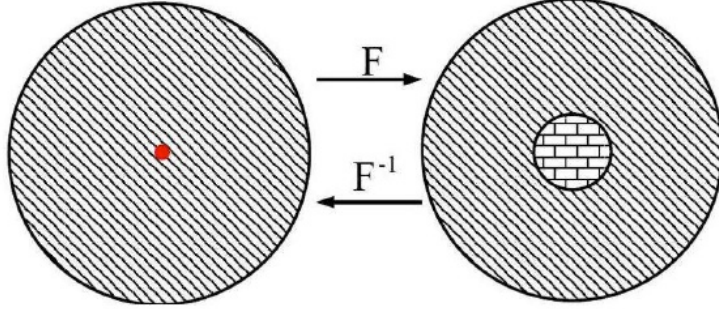


Figure 3: Map $F_1 : B(0, 2) \setminus \{0\} \rightarrow B(0, 2) \setminus \overline{B}(0, 1)$

This metric gives rise to a conductivity $\tilde{\gamma}$ in N which is singular in N_1 ,

$$\tilde{\gamma} = \begin{cases} |\tilde{g}|^{1/2} \tilde{g}^{jk} & \text{for } x \in N_1, \\ \delta^{jk} & \text{for } x \in N_2. \end{cases} \quad (2.3)$$

Thus, F forms an invisibility construction that we call “blowing up a point”. Denoting by $(r, \phi, \theta) \mapsto (r \sin \theta \cos \phi, r \sin \theta \sin \phi, r \cos \theta)$ the spherical coordinates, we have

$$\tilde{\gamma} = \begin{pmatrix} 2(r-1)^2 \sin \theta & 0 & 0 \\ 0 & 2 \sin \theta & 0 \\ 0 & 0 & 2(\sin \theta)^{-1} \end{pmatrix}, \quad 1 < |x| \leq 2. \quad (2.4)$$

Note that the anisotropic conductivity $\tilde{\gamma}$ is singular (degenerate) on Σ in the sense that it is not bounded from below by any positive multiple of I (see [27] for a similar calculation). The Euclidean conductivity δ^{jk} in N_2 (cf. (2.3)) could be replaced by any smooth conductivity bounded from below and above by positive constants. This would correspond to cloaking of a general object with non-homogeneous, anisotropic conductivity. Here, we use the Euclidean metric just for simplicity. Consider now the *Cauchy data* of all solutions in the Sobolev space $H^1(N)$ of the conductivity equation corresponding to $\tilde{\sigma}$, that is,

$$C_1(\tilde{\gamma}) = \{(u|_{\partial N}, \nu \cdot \tilde{\gamma} \nabla u|_{\partial N}) : u \in H^1(N), \nabla \cdot \tilde{\gamma} \nabla u = 0\},$$

where ν is the Euclidean unit normal vector of ∂N .

Theorem 2.1. ([22]) *The Cauchy data of all H^1 -solutions for the conductivities $\tilde{\gamma}$ and $\gamma_0 := 1$ on N coincide, that is, $C_1(\tilde{\gamma}) = C_1(\gamma_0)$.*

This means that all boundary measurements for the homogeneous conductivity $\gamma_0 = 1$ and the degenerated conductivity $\tilde{\gamma}$ are the same. The result above was proven in [21, 22] for the case of dimension $n \geq 3$. The same basic construction works in the two dimensional case [27]. Fig. 4 portrays an analytically obtained solution on a disc with

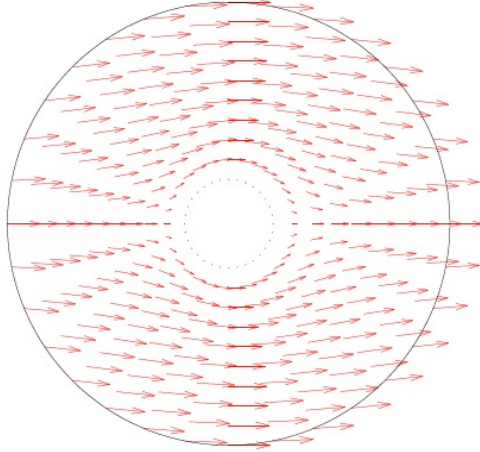


Figure 4: Analytic solutions for the currents

conductivity $\tilde{\gamma}$. As seen in the figure, no currents appear near the center of the disc, so that if the conductivity is changed near the center, the measurements on the boundary ∂N do not change. The above invisibility result is valid for a more general class of singular cloaking transformations. A general class, sufficing at least for electrostatics, is given by the following result from [22]:

Theorem 2.2. *Let $\Omega \subset \mathbb{R}^n$, $n \geq 3$, be a bounded smooth domain and $g = (g_{ij})$ be a smooth metric on Ω bounded from above and below by positive constants. Let $D \subset\subset \Omega$ be a smooth subdomain and such that there is a C^∞ -diffeomorphism $F : \Omega \setminus \{y\} \rightarrow \Omega \setminus \overline{D}$ satisfying $F|_{\partial\Omega} = Id$ and such that*

$$dF(x) \geq c_0 I, \quad \det(DF(x)) \geq c_1 \text{dist}_{\mathbb{R}^n}(x, y)^{-1} \quad (2.5)$$

where DF is the Jacobian matrix in Euclidian coordinates on \mathbb{R}^n and $c_0, c_1 > 0$. Let \hat{g} be a metric in Ω which coincides with $\tilde{g} = F_*g$ in $\Omega \setminus \overline{D}$ and is an arbitrary regular positive definite metric in D^{int} . Finally, let γ and $\hat{\gamma}$ be the conductivities corresponding to g and \hat{g} (cf. (2.3)). Then,

$$C_1(\hat{\gamma}) = C_1(\gamma).$$

The key to the proof of Theorem 2.2 is a removable singularities theorem that implies that solutions of the conductivity equation in $\Omega \setminus \overline{D}$ pull back by this singular transformation to solutions of the conductivity equation in the whole Ω . Returning to the case $\Omega = N$ and the conductivity given by (2.3), similar types of results are valid also for a more general class of solutions. Consider an unbounded quadratic form, A in $L^2(N, |\tilde{g}|^{1/2} dx)$,

$$A_{\tilde{\gamma}}[u, v] = \int_N \tilde{\gamma} \nabla u \cdot \nabla v \, dx$$

defined for $u, v \in \mathcal{D}(A_{\tilde{\gamma}}) = C_0^\infty(N)$. Let $\overline{A_{\tilde{\gamma}}}$ be the closure of this quadratic form and say that

$$\nabla \cdot \tilde{\gamma} \nabla u = 0 \quad \text{in } N$$

is satisfied in the finite energy sense if there is $u_0 \in H^1(N)$ supported in N_1 such that $u - u_0 \in \mathcal{D}(\overline{A_{\tilde{\gamma}}})$ and

$$\overline{A_{\tilde{\gamma}}}[u - u_0, v] = - \int_N \tilde{\gamma} \nabla u_0 \cdot \nabla v \, dx, \quad \text{for all } v \in \mathcal{D}(\overline{A_{\tilde{\gamma}}}).$$

Then the Cauchy data set of the finite energy solutions, denoted by

$$C_{f.e.}(\tilde{\gamma}) = \left\{ (u|_{\partial N}, \nu \cdot \tilde{\gamma} \nabla u|_{\partial N}) \mid u \text{ is a finite energy solution of } \nabla \cdot \tilde{\gamma} \nabla u = 0 \right\},$$

coincides with the Cauchy data $C_{f.e.}(\gamma_0)$ corresponding to the homogeneous conductivity $\gamma_0 = 1$, that is,

$$C_{f.e.}(\tilde{\gamma}) = C_{f.e.}(\gamma_0). \tag{2.6}$$

Kohn, Shen, Vogelius and Weinstein have considered in [27] the case when instead of blowing up a point one stretches a small ball into the cloaked region (see Fig. 5). In this case the conductivity is non-singular and one gets “almost” invisibility with a precise estimate in terms of the radius of the small ball. We study almost cloaking in more detail in the next sections for acoustic and electromagnetic scattering.

3 Wave scattering and invisibility cloaking

We start with the direct scattering for acoustic waves. Let Ω and D be two bounded Lipschitz domains in \mathbb{R}^n , $n \geq 2$, such that $D \Subset \Omega$. Let $\eta = \eta(x) = (\eta^{ij}(x)) \in \mathbb{R}^{n \times n}$, $x \in \mathbb{R}^n$, be a symmetric-matrix valued measurable function such that, for some λ , $0 < \lambda \leq 1$, we have

$$\lambda |\xi|^2 \leq \sum_{i,j=1}^n \eta^{ij}(x) \xi_i \xi_j \leq \lambda^{-1} |\xi|^2 \quad \text{for any } \xi \in \mathbb{R}^n \text{ and for a.e. } x \in \mathbb{R}^n. \tag{3.1}$$

Let $q = q_1 + iq_2 = q(x)$, $x \in \mathbb{R}^n$, be a complex-valued bounded measurable function with real and imaginary parts q_1 and q_2 respectively, such that, for some λ , $0 < \lambda \leq 1$, we have

$$q_1(x) \geq \lambda, \quad q_2(x) \geq 0 \quad \text{for a.e. } x \in \mathbb{R}^n. \tag{3.2}$$

Furthermore, we assume that $q(x) = q_0 := 1$ and $\eta^{ij}(x) = \eta_0^{ij} := \delta^{ij}$ for $x \in \mathbb{R}^n \setminus \overline{\Omega}$. In the following, (3.1) and (3.2) will be referred to as the *regular conditions* on η and q , and λ is called the *regular constant*.

Next, we introduce the time-harmonic wave scattering governed by the Helmholtz equation whose weak solution is $u = u(x, d, k)$, $x \in \mathbb{R}^n$, where $d \in \mathbb{S}^{n-1}$, $k \in \mathbb{R}_+$,

$$\begin{cases} \operatorname{div}(\eta \nabla u) + k^2 q u = -h & \text{in } \mathbb{R}^n, \\ u(x, d, k) - e^{ik \cdot x} \text{ satisfies the radiation condition,} \end{cases} \quad (3.3)$$

where h is supported in Ω and $h \in L^2(\Omega)$. The statement in (3.3) means that if one lets $u^s(x, d, k) = u(x, d, k) - e^{ik \cdot x}$, then

$$\lim_{r \rightarrow \infty} r^{\frac{n-1}{2}} \left(\frac{\partial u^s(x)}{\partial r} - i k u^s(x) \right) = 0, \quad r = |x|. \quad (3.4)$$

In the physical situation, (3.3) can be used to describe the time-harmonic acoustic scattering due to an inhomogeneous acoustical medium $(\Omega; \eta, q)$ located in an otherwise uniformly homogeneous space $(\mathbb{R}^n \setminus \bar{\Omega}; \eta_0, q_0)$. η^{-1} and q , respectively, denote the density tensor and acoustic modulus of the acoustical medium, and the RHS term h denotes a source/sink in Ω . $u(x)$ is the wave pressure with $U(x, t) := u(x)e^{-ikt}$ representing the wave field satisfying the scalar wave equation

$$q(x)U_{tt}(x, t) - \sum_{i,j=1}^N \frac{\partial}{\partial x_i} \left(\eta^{ij}(x) \frac{\partial}{\partial x_j} U(x, t) \right) = h(x)e^{-ikt}, \quad (x, t) \in \mathbb{R}^n \times \mathbb{R}.$$

The function $u^i(x) := e^{ik \cdot x}$ is an incident plane wave with k denoting the wave number and $d \in \mathbb{S}^{n-1}$ denoting the impinging direction. $u(x)$ is called the total wave field and $u^s(x)$ is called the scattered wave field, which is the perturbation of the incident plane wave caused by the presence of the inhomogeneity $(\Omega; \eta, q)$ in the whole space. Indeed, it is easily seen that if there is no presence of the inhomogeneity, u^s will be vanishing.

We recall that by a weak solution to (3.3) we mean that $u \in H_{loc}^1(\mathbb{R}^n)$ and that it satisfies

$$\int_{\mathbb{R}^n} \eta \nabla u \cdot \nabla \varphi - k^2 q u \varphi = \int_{\mathbb{R}^n} h \varphi \quad \text{for any } \varphi \in C_0^\infty(\mathbb{R}^n).$$

The limit in (3.4) has to hold uniformly for every direction $\hat{x} = x/|x| \in \mathbb{S}^{n-1}$ and is also known as the *Sommerfeld radiation condition* which characterizes the radiating nature of the scattered wave field u^s (cf. [12, 43]). There exists a unique weak solution $u(x, d, k) = u^- \chi_\Omega + u^+ \chi_{\mathbb{R}^n \setminus \bar{\Omega}} \in H_{loc}^1(\mathbb{R}^n)$ to (3.3), and we refer to Appendix in [37] for a convenient proof. We remark that, if the coefficients are regular enough, say, satisfying those regularity conditions specified at the beginning of the present section,

(3.3) corresponds to the following transmission problem

$$\left\{ \begin{array}{ll} \sum_{i,j=1}^n \frac{\partial}{\partial x_i} \left(\eta^{ij} \frac{\partial}{\partial x_j} u^-(x, d, k) \right) + k^2 q u^-(x, d, k) = -h & x \in \Omega, \\ \Delta u^+(x, d, k) + k^2 u^+(x, d, k) = 0 & x \in \mathbb{R}^n \setminus \overline{\Omega}, \\ u^-(x) = u^+(x), \quad \sum_{i,j=1}^n (\nu_i \eta^{ij} \frac{\partial u^-}{\partial x_j})(x) = (\nu \cdot \nabla u^+)(x) & x \in \partial\Omega, \\ u^+(x, d, k) = e^{ikx \cdot d} + u^s(x, d, k) & x \in \mathbb{R}^n \setminus \overline{\Omega}, \\ \lim_{r \rightarrow \infty} r^{\frac{n-1}{2}} \left(\frac{\partial u^s(x)}{\partial r} - ik u^s(x) \right) = 0 & r = |x|, \end{array} \right. \quad (3.5)$$

where $\nu = (\nu_i)_{i=1}^n$ is the outward unit normal vector to $\partial\Omega$.

Furthermore, $u(x)$ admits the following asymptotic development as $|x| \rightarrow +\infty$

$$u(x, d, k) = e^{ikx \cdot d} + \frac{e^{ik|x|}}{|x|^{\frac{n-1}{2}}} a_\infty \left(\frac{x}{|x|}, d, k \right) + \mathcal{O} \left(\frac{1}{|x|^{\frac{n+1}{2}}} \right). \quad (3.6)$$

In (3.6), $a_\infty(\hat{x}, d, k)$ with $\hat{x} := x/|x| \in \mathbb{S}^{n-1}$ is known as the *far-field pattern* or the *scattering amplitude*, which depends on the impinging direction d and the wave number k of the incident wave $u^i(x) := e^{ikx \cdot d}$, the observation direction \hat{x} , and obviously, also the underlying scattering object $(\Omega; \eta, q, h)$. In the following, we shall also write $a_\infty(\hat{x}, d; (\Omega; \eta, q, h))$ to indicate such dependences, noting that we consider k to be fixed and we drop the dependence on k . An important inverse scattering problem arising in practical applications is to recover the medium $(\Omega; \eta, q)$ or/and the source term h by knowledge of $a_\infty(\hat{x}, d)$. This inverse problem is of fundamental importance in many areas of science and technology, such as radar and sonar, geophysical exploration, non-destructive testing, and medical imaging to name just a few; see [12,24] and the references therein. As a general remark, we would like to mention that the acoustic mediums are usually dispersive, and the time-harmonic measurements will provide more accurate reconstruction for the inverse problem. In this context, an acoustic invisibility cloak could be generally introduced as follows.

Definition 3.1. Let Ω and D be bounded domains such that $D \Subset \Omega$. $\Omega \setminus \overline{D}$ and D represent, respectively, the cloaking region and the cloaked region. Let Γ and Γ' be two subsets of \mathbb{S}^{n-1} . $(\Omega \setminus \overline{D}; \eta_c, q_c)$ is said to be an (ideal/perfect) *invisibility cloaking device* for the region D if

$$a_\infty(\hat{x}, d; (\Omega; \eta_e, q_e), h) = 0 \quad \text{for } \hat{x} \in \Gamma, d \in \Gamma', \quad (3.7)$$

where the extended object

$$(\Omega; \eta_e, q_e) = \begin{cases} \eta_a, q_a & \text{in } D, \\ \eta_c, q_c & \text{in } \Omega \setminus \overline{D}, \end{cases}$$

with $(D; \eta_a, q_a)$ denoting a target medium and h denoting a active source/sink inside D . If $\Gamma = \Gamma' = \mathbb{S}^{n-1}$, then it is called a *full cloak*, otherwise it is called a *partial cloak* with limited apertures Γ of observation angles, and Γ' of impinging angles.

By Definition 3.1, we have that the cloaking layer $(\Omega \setminus \bar{D}; \eta_c, q_c)$ makes the target medium $(D; \eta_a, q_a)$ together with a source/sink h invisible to the exterior scattering measurements when the detecting waves come from the aperture Γ' and the observations are made in the aperture Γ .

The EM scattering and the corresponding invisibility cloaking can be introduced in a similar manner. Let $\varepsilon = \varepsilon(x) = (\varepsilon^{ij}) \in \mathbb{R}^{3 \times 3}$, $\mu = \mu(x) = (\mu^{ij}(x)) \in \mathbb{R}^{3 \times 3}$ and $\sigma = \sigma(x) = (\sigma^{ij}(x)) \in \mathbb{R}^{3 \times 3}$ be symmetric-matrix valued measurable real functions such that both ε and μ are regular (cf. (3.1)) and σ satisfies

$$0 \leq \sum_{i,j=1}^3 \sigma^{ij}(x) \xi_i \xi_j \leq \lambda^{-1} |\xi|^2, \quad \text{for any } \xi \in \mathbb{R}^n \text{ and for a.e. } x \in \mathbb{R}^n. \quad (3.8)$$

Physically, functions ε , μ and σ stand respectively for the electric permittivity, magnetic permeability and conductivity tensors of a *regular* EM medium. We assume the inhomogeneity of the EM medium is compactly supported such that $\varepsilon = \varepsilon_0$, $\mu = \mu_0$ and $\sigma = \sigma_0$ in $\mathbb{R}^3 \setminus \bar{\Omega}$, where $\sigma_0^{ij} = 0$ and $\varepsilon_0^{ij} = \mu_0^{ij} = \delta^{ij}$ denote the EM parameters for the homogeneous background space. Let

$$E^i(x) := p e^{ikx \cdot d}, \quad H^i(x) := \frac{1}{ik} \nabla \wedge E^i(x), \quad x \in \mathbb{R}^3, \quad (3.9)$$

be a pair of time-harmonic EM plane waves. Here, $k \in \mathbb{R}_+$ and $d \in \mathbb{S}^2$ denotes, respectively, the wave number and the impinging direction, and $p \in \mathbb{R}^3$ with $p \perp d$ denotes the polarization of the plane waves. Then the EM wave propagation in the whole space \mathbb{R}^3 with an EM medium inclusion $(\Omega; \varepsilon, \mu, \sigma)$ as described above is governed by the following Maxwell system

$$\begin{cases} \nabla \wedge E - i\omega \mu H = 0 & \text{in } \mathbb{R}^3, \\ \nabla \wedge H + i\omega \left(\varepsilon + i \frac{\sigma}{\omega} \right) E = J & \text{in } \mathbb{R}^3, \\ E^- = E|_{\Omega}, \quad E^+ = (E - E^i)|_{\mathbb{R}^3 \setminus \bar{\Omega}}, \\ H^- = H|_{\Omega}, \quad H^+ = (H - H^i)|_{\mathbb{R}^3 \setminus \bar{\Omega}}, \\ \lim_{|x| \rightarrow +\infty} |x| \left| (\nabla \wedge E^+)(x) \wedge \frac{x}{|x|} - i\omega E^+(x) \right| = 0, \end{cases} \quad (3.10)$$

where $J \in \mathbb{C}^3$ denotes an electric current density supported in Ω and $J \in L^2(\Omega)^3$. In (3.10), E and H are respectively the electric and magnetic fields, and E^+ and H^+ are the scattered fields. The last relation in (3.10) is called the Silver-Müller radiation condition, which characterizes the radiating nature of the scattered wave fields E^+ and H^+ . For a regular EM medium $(\Omega; \varepsilon, \mu, \sigma)$ and an active electric current $J \in L^2(\Omega)^3$, there exists a unique pair of solutions $E, H \in H_{loc}(\nabla \wedge; \mathbb{R}^3)$ (see [29, 43]). Here and in what follows

$$H_{loc}(\nabla \wedge; X) = \{U|_B \in H(\nabla \wedge; B) \mid B \text{ is any bounded subdomain of } X\}$$

and

$$H(\nabla \wedge; B) = \{U \in (L^2(B))^3 \mid \nabla \wedge U \in (L^2(B))^3\}.$$

Furthermore, E^+ admits the asymptotic expression as $|x| \rightarrow \infty$ (cf. [12]):

$$E^+(x) = \frac{e^{i\omega|x|}}{|x|} A_\infty \left(\frac{x}{|x|}; p, d, k \right) + \mathcal{O} \left(\frac{1}{|x|^2} \right) \quad (3.11)$$

where $A_\infty(\hat{x}; p, d, k)$ is known as the EM *scattering amplitude*. In the sequel, we shall also write $A_\infty(\hat{x}; E^i, (\Omega; \varepsilon, \mu, \sigma), J)$ to specify the related dependences. The inverse EM scattering problem is to recover $(\Omega; \varepsilon, \mu, \sigma)$ and/or J by knowledge of $A_\infty(\hat{x}, d)$. The partial- and full-cloaks in the EM scattering could be introduced in a completely similar manner to Definition 3.1.

4 Transformation acoustics and electromagnetics

Let Ω and $\tilde{\Omega}$ be two bounded Lipschitz domains, and suppose there exists a bi-Lipschitz and orientation-preserving mapping

$$\tilde{x} = F(x) : \Omega \rightarrow \tilde{\Omega}.$$

The key ingredients of the transformation acoustics are summarized in the following lemma.

Lemma 4.1. *Let $(\Omega; \eta, q, h)$ be a scattering configuration supported in Ω . Define the push-forwarded scattering configuration as follows,*

$$(\tilde{\Omega}; \tilde{\eta}, \tilde{q}, \tilde{h}) := F_*(\Omega; \eta, q, h), \quad (4.1)$$

where

$$\begin{aligned} \tilde{\eta}(\tilde{x}) &= F_*\eta(\tilde{x}) := \frac{DF(x) \cdot \eta(x) \cdot DF(x)^T}{|\det(DF(x))|} \Big|_{x=F^{-1}(\tilde{x})}, \\ \tilde{q}(\tilde{x}) &= F_*q(\tilde{x}) := \frac{q(x)}{|\det(DF(x))|} \Big|_{x=F^{-1}(\tilde{x})}, \end{aligned} \quad (4.2)$$

and

$$\tilde{h}(\tilde{x}) = F_*h(\tilde{x}) := \frac{h(x)}{|\det(DF(x))|} \Big|_{x=F^{-1}(\tilde{x})}, \quad (4.3)$$

where DF denotes the Jacobian matrix of F . Then $u \in H^1(\Omega)$ solves the Helmholtz equation

$$\nabla \cdot (\eta \nabla u) + k^2 q u = -h \quad \text{in } \Omega,$$

if and only if the pull-back field $\tilde{u} = (F^{-1})^*u := u \circ F^{-1} \in H^1(\tilde{\Omega})$ solves

$$\tilde{\nabla} \cdot (\tilde{\eta} \tilde{\nabla} \tilde{u}) + k^2 \tilde{q} \tilde{u} = -\tilde{h} \quad \text{in } \tilde{\Omega}.$$

We have made use of ∇ and $\tilde{\nabla}$ to distinguish the differentiations respectively in x - and \tilde{x} -coordinates.

A convenient proof of Lemma 4.1 can be found, e.g., in [26]. As a direct consequence of Lemma 4.1, one can show that if $F : \bar{\Omega} \rightarrow \bar{\Omega}$ is a bi-Lipschitz mapping such that $F|_{\partial\Omega} = \text{Id}$, then

$$a_\infty(\hat{x}; (\Omega; \eta, q, h)) = a_\infty(\hat{x}; F_*(\Omega; \eta, q, h)). \quad (4.4)$$

The key ingredients of the transformation electromagnetics are summarized in the following lemma.

Lemma 4.2. *Let $(\Omega; \varepsilon, \mu, \sigma, J)$ be an EM scattering configuration supported in Ω . Define the push-forwarded scattering configuration as follows,*

$$(\tilde{\Omega}; \tilde{\varepsilon}, \tilde{\mu}, \tilde{\sigma}, \tilde{J}) := F_*(\Omega; \varepsilon, \mu, \sigma, J), \quad (4.5)$$

where

$$\begin{aligned} \tilde{m}(\tilde{x}) = F_* m(\tilde{x}) &:= \frac{DF(x) \cdot m(x) \cdot DF(x)^T}{|\det(DF(x))|} \Big|_{x=F^{-1}(\tilde{x})}, \quad m = \varepsilon, \mu \text{ and } \sigma, \\ \tilde{J}(\tilde{x}) = F_* J(\tilde{x}) &:= \frac{1}{|\det(DF(x))|} (DF(x))J(x) \Big|_{x=F^{-1}(\tilde{x})}, \end{aligned} \quad (4.6)$$

Suppose that $E, H \in H(\nabla \wedge; \Omega)$ are the EM fields satisfying

$$\begin{aligned} \nabla \wedge E - ik\mu H &= 0 \quad \text{in } \Omega, \\ \nabla \wedge H + ik \left(\varepsilon + i \frac{\sigma}{\omega} \right) E &= J \quad \text{in } \Omega, \end{aligned}$$

If we define the pull-back fields by

$$\begin{aligned} \tilde{E} &= (F^{-1})^* E := (DF)^{-T} E \circ F^{-1}, \\ \tilde{H} &= (F^{-1})^* H := (DF)^{-T} H \circ F^{-1}, \end{aligned}$$

then the pull-back fields $\tilde{E}, \tilde{H} \in H(\tilde{\nabla} \wedge; \tilde{\Omega})$ satisfy the following Maxwell equations

$$\begin{aligned} \tilde{\nabla} \wedge \tilde{E} - ik\tilde{\mu}\tilde{H} &= 0 \quad \text{in } \tilde{\Omega}, \\ \tilde{\nabla} \wedge \tilde{H} + ik \left(\tilde{\varepsilon} + i \frac{\tilde{\sigma}}{k} \right) \tilde{E} &= \tilde{J} \quad \text{in } \tilde{\Omega}. \end{aligned}$$

The proof of Lemma 4.2 is given in [39]. As a direct consequence of Lemma 4.2, one can show that if $F : \bar{\Omega} \rightarrow \bar{\Omega}$ is a bi-Lipschitz mapping such that $F|_{\partial\Omega} = \text{Id}$, then

$$A_\infty(\hat{x}; (\Omega; \varepsilon, \mu, \sigma, J)) = A_\infty(\hat{x}; F_*(\Omega; \varepsilon, \mu, \sigma, J)). \quad (4.7)$$

5 Regularized cloaks in acoustic scattering

In this section, we discuss the results on regularized cloaks in acoustic scattering governed by the Helmholtz equation.

5.1 Regularized full cloaks

In the rest of this paper, we let Ω and D be two bounded simply connected smooth domains in \mathbb{R}^N containing the origin such that $D \Subset \Omega$. Define

$$D_\rho := \{\rho x; x \in D\}, \quad \rho \in \mathbb{R}_+. \quad (5.1)$$

Throughout, we assume there exists a bi-Lipschitz and orientation-preserving mapping,

$$F_\rho^{(1)} : \bar{\Omega} \setminus D_\rho \rightarrow \bar{\Omega} \setminus D, \quad F_\rho^{(1)}|_{\partial\Omega} = \text{Identity}, \quad (5.2)$$

for $0 < \rho < 1$. That is, $F_\rho^{(1)}$ blows up D_ρ within Ω (see Fig. 5). Let

$$F_\rho^{(2)}(x) = \frac{x}{\rho}, \quad x \in D_\rho, \quad (5.3)$$

and

$$F_\rho = \begin{cases} F_\rho^{(1)} & \text{on } \bar{\Omega} \setminus D_\rho, \\ F_\rho^{(2)} & \text{on } D_\rho. \end{cases} \quad (5.4)$$

Consider a virtual scattering configuration as follows

$$\Omega; \eta, q = \begin{cases} I, 1 & \text{on } \Omega \setminus D_\rho, \\ \eta_l, q_l & \text{on } D_\rho \setminus D_{\rho/2}, \\ \eta_a, q_a & \text{on } D_{\rho/2}, \end{cases} \quad (5.5)$$

where (η_l, q_l) and (η_a, q_a) shall be specified in the sequel. Let $(\Omega; \tilde{\eta}, \tilde{q})$ be a physical scattering configuration given by

$$(\Omega; \tilde{\eta}, \tilde{q}) := (F_\rho)_*(\Omega; \eta, q), \quad (5.6)$$

where F_ρ is given in (5.4) and $(\Omega; \eta, q)$ is given in (5.5).

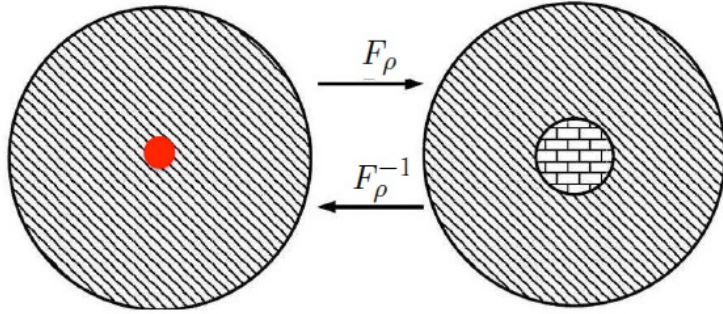


Figure 5: Map $F_\rho^{(1)} : B(0, 2) \setminus \bar{B}(0, \rho) \rightarrow B(0, 2) \setminus \bar{B}(0, 1)$

Theorem 5.1 ([26] and [38]). *Let $(\Omega; \tilde{\eta}, \tilde{q})$ be a scattering configuration given in (5.6). There exists $\rho_0 \in \mathbb{R}_+$ such that when $\rho < \rho_0$:*

i). *If*

$$\eta_l(x) = I, \quad q_l(x) = 1 + i\rho^{-2}, \quad x \in D_\rho \setminus D_{\rho/2}, \quad (5.7)$$

then

$$\|a_\infty(\hat{x}; (\Omega; \tilde{\eta}, \tilde{q}))\|_{L^\infty(\mathbb{S}^{n-1})} \leq C \|u^i\|_{L^2(B_R)} \times \begin{cases} |\ln \rho|^{-1}, & n = 2, \\ \rho, & n = 3. \end{cases} \quad (5.8)$$

ii). *If*

$$\eta_l(x) = \rho^2 I, \quad q_l(x) = 1 + i, \quad x \in D_\rho \setminus D_{\rho/2}, \quad (5.9)$$

then

$$\|a_\infty(\hat{x}; (\Omega; \tilde{\eta}, \tilde{q}))\|_{L^\infty(\mathbb{S}^{n-1})} \leq C \rho^n \|u^i\|_{L^2(B_R)}. \quad (5.10)$$

In both the estimates (5.8) and (5.10), B_R denotes a central ball containing Ω , and the generic constant C is independent of ρ , u^i , η_a and q_a .

In the sequel, we let

$$(\Omega \setminus D; \tilde{\eta}_c^\rho, \tilde{q}_c^\rho) := (F_\rho)_*(\Omega \setminus D_\rho; I, 1), \quad (5.11)$$

and

$$(D \setminus D_{1/2}; \tilde{\eta}_l, \tilde{q}_l) := (F_\rho)_*(D_\rho \setminus D_{\rho/2}; \eta_l, q_l). \quad (5.12)$$

In the theoretic limit case $\rho = +0$, D_ρ degenerate to a singular point, and F_ρ blows up the singular point to D within Ω . Moreover, $(\Omega \setminus D; \tilde{\eta}_c^0, \tilde{q}_c^0)$ is the ideal cloaking layer considered in [14] which can be used to cloak an arbitrary (but regular) passive medium $(D; \tilde{\eta}_a, \tilde{q}_a)$. Theorem 5.1 indicates that the regularized cloaking layer $(\Omega \setminus D; \tilde{\eta}_c^\rho, \tilde{q}_c^\rho)$ together with the lossy layer $(D \setminus D_{1/2}; \tilde{\eta}_l, \tilde{q}_l)$ produces an approximate cloaking device within accuracy $e(\rho)$, which can be used to cloak an arbitrary passive medium $(D_{1/2}; \tilde{\eta}_a, \tilde{q}_a) = (F_\rho)_*(\eta_a, q_a)$. Here, $e(\rho)$ denotes the RHS ρ -terms in (5.8) and (5.10). It is remarked that the lossy layer $(D \setminus D_{1/2}; \tilde{\eta}_l, \tilde{q}_l)$ is necessary for achieving a practical near-cloaking device since otherwise there exist cloak-busting inclusions $(D; \eta_\rho, q_\rho)$ which defy any attempt to nearly cloak them (see [26]). In [32], (5.7) is referred to as a *high-loss layer*, and (5.9) is referred to as a *high-density layer*. The high-lossy layer is shown to be a finite realization of a sound-soft layer, and the high-density layer is shown to be finite realization of a sound-hard layer. Both the estimates in Theorem 5.1 are shown to be sharp for the respective constructions. Here, we would like to mention a few words about the arguments in deriving the cloaking assessments. By using Lemma 4.1, one has

$$a_\infty(\hat{x}; (\Omega; \tilde{\eta}, \tilde{q})) = a_\infty(\hat{x}; (\Omega; \eta, q)), \quad (5.13)$$

where $(\Omega; \eta, q)$ is given in (5.5). The scattering configuration given in (5.5) is actually a small inclusion supported in D_ρ with an arbitrary content in $D_{\rho/2}$ enclosed by a thin

lossy layer $(D_\rho \setminus D_{\rho/2}; \eta_l, q_l)$. Hence, in order to assess the corresponding cloaking constructions, it suffices for one to consider the scattering estimate due to a small inclusion possessing the peculiar structure as described above.

In [36], the cloaking of active contents by employing a general lossy layer is considered. We let

$$\eta_l(x) = \rho^r \gamma(x/\rho), \quad x \in D_\rho \setminus D_{\rho/2}, \quad (5.14)$$

where $r > 2 - N/2$ and $\gamma(x) \in C^2(\overline{D} \setminus D_{1/2})$ is positive function that is bounded below, and

$$q_l(x) = \alpha(x/\rho) + i\beta(x/\rho), \quad x \in D_\rho \setminus D_{\rho/2}, \quad (5.15)$$

where α and β are positive functions that are bounded below and above.

Theorem 5.2 ([36]). *Let $(\Omega; \eta, q)$ be a virtual scattering configuration as that given in (5.5) but with $(D_\rho \setminus D_{\rho/2}; \eta_l, q_l)$ given in (5.14)–(5.15), and let $(\Omega; \tilde{\eta}, \tilde{q})$ be the corresponding physical scattering configuration given in (5.6). Let $h \in L^2(D_{1/2})$ be a source/sink in the physical scattering configuration. Assume that*

$$\Im \tilde{q}_a \geq \gamma_0 > 0 \quad \text{on } \text{supp}(h) \subset D_{1/2}. \quad (5.16)$$

Then there exists $\rho_0 \in \mathbb{R}_+$ such that when $\rho < \rho_0$

$$\|a_\infty(\hat{x}; (\Omega; \tilde{\eta}, \tilde{q}))\|_{L^\infty(\mathbb{S}^{n-1})} \leq C \left(\rho^{\min(n+2r-4, n)} \|u^i\|_{L^2(B_R)} + \rho^{\min(n/2, n/2+r-2)} \|h\|_{L^2(D_{1/2})} \right), \quad (5.17)$$

where C is independent of ρ , u^i , η_a , $\Re q_a$, r and h .

The general lossy layer considered in (5.14)–(5.15) will be of interest when production fluctuation occurs. Theorem 5.2 indicates the effective way of cloaking active contents. In particular, one should maintain an absorbing environment for the place where the the source/sink is located, and this viewpoint shall also be adopted in our subsequent study on the partial cloaks in acoustic scattering. Finally, we give a brief discussion on the idea of proving Theorem 5.2. As discussed earlier, by virtue of (5.13), one suffices to estimates the scattering due to a small inclusion supported in D_ρ with an arbitrary passive content and an active source in $D_{\rho/2}$ enclosed by a thin lossy layer $(D_\rho \setminus D_{\rho/2}; \eta_l, q_l)$ in (5.14)–(5.15). First, by using the structure of the lossy layer and a variational argument, one can control the energy of the wave field in the thin layer $D_\rho \setminus D_{\rho/2}$. Then, by a duality argument, one can control the trace of the wave velocity on ∂D_ρ . Hence, the problem is reduced to estimating the scattering from a small inclusion D_ρ with a prescribed trace on ∂D_ρ , and this can be achieved by the layer-potential technique.

5.2 Regularized partial cloaks

In [33], the regularized blow-up construction for acoustic cloaks has been extended to an extremely general setting, which we shall describe in this section. As before, we start our

discussion in the virtual space. In the sequel, we describe a typical but a bit simplified virtual scattering configuration in [33].

Let K_0 be a compact subset in \mathbb{R}^N such that $G := \mathbb{R}^n \setminus K_0$ is connected. We denote by $d : \mathbb{R}^n \rightarrow [0, +\infty)$ the distance function from K_0 defined as follows

$$d(x) = \text{dist}(x, K_0) \quad \text{for any } x \in \mathbb{R}^n.$$

Assume that there exists a Lipschitz function $\tilde{d} : \mathbb{R}^n \rightarrow [0, +\infty)$ such that the following properties are satisfied.

First, there exist constants a and b , $0 < a \leq 1 \leq b$, such that

$$ad(x) \leq \tilde{d}(x) \leq bd(x) \quad \text{for any } x \in \mathbb{R}^n.$$

For any $\rho > 0$, let $K_\rho = \{x \in \mathbb{R}^n : \tilde{d}(x) \leq \rho\}$. For some constants $\rho_0 > 0$, $p > 2$, $C_1 > 0$ and $R > 0$, we require that for any $\rho \in \mathbb{R}_+$, $\rho \leq \rho_0$, $K_\rho \subset \overline{B_R}$, $\mathbb{R}^n \setminus K_\rho$ is connected and

$$\|u\|_{L^p(B_{R+1} \setminus K_\rho)} \leq C_1 \|u\|_{H^1(B_{R+1} \setminus K_\rho)} \quad \text{for any } u \in H^1(B_{R+1} \setminus K_\rho).$$

We notice that, a simple sufficient condition for these assumptions to hold is that K_0 is a compact convex set. Another sufficient condition is that K_0 is a Lipschitz scatterer. Roughly speaking, K_0 is a Lipschitz scatterer if ∂K_0 is consisting of Lipschitz hypersurfaces, and we refer to [41, Section 4] for detailed discussion. Finally, K_0 may be the union of a finite number of pairwise disjoint compact convex sets and Lipschitz scatterers.

Now, we consider a virtual scattering configuration $(\mathbb{R}^n; \eta^\rho, q^\rho, h^\rho)$ satisfying the following assumptions.

- a) We have that $\eta^\rho(x) = I$ and $q^\rho(x) = 1$ for almost every $x \in \mathbb{R}^n \setminus K_\rho$.
- b) There exist a continuous nondecreasing function $\omega_1 : (0, \rho_0] \rightarrow (0, +\infty)$, such that $\lim_{s \rightarrow 0^+} \omega_1(s) = 0$, and positive constants E_1 , E'_1 , Λ , and E_2 such that for almost any $x \in K_\rho \setminus K_{\rho/2}$

$$0 < \Re q^\rho(x) \leq E_1 (\omega_1(\rho))^{-1} \quad \text{and} \quad 0 < E'_1 (\omega_1(\rho))^{-1} \leq \Im q^\rho(x). \quad (5.18)$$

Furthermore

$$\eta^\rho(x) \xi \cdot \xi \leq \Lambda \|\xi\|^2 \quad \text{for any } \xi \in \mathbb{R}^n \text{ and for a.e. } x \in K_\rho \setminus K_{\rho/2} \quad (5.19)$$

and

$$\frac{1}{\rho^2} \eta^\rho(x) \nabla \tilde{d}(x) \cdot \nabla \tilde{d}(x) \leq E_2 \quad \text{for a.e. } x \in K_\rho \setminus K_{\rho/2}. \quad (5.20)$$

Finally we require that

$$\lim_{\rho \rightarrow 0^+} \int_{K_\rho \setminus K_{\rho/2}} |q^\rho| = 0. \quad (5.21)$$

c) $h^\rho(x) = 0$ for almost every $x \in \mathbb{R}^N \setminus K_{\rho/2}$. Moreover, there exists a positive constant E_3 such that

$$\int_{K_{\rho/2}} (k^2 \Im q^\rho)^{-1} |h^\rho|^2 \leq E_3. \quad (5.22)$$

Notice that the above condition means that $\Im q^\rho > 0$ almost everywhere on the set $\{h^\rho \neq 0\}$ and that the integral is actually performed on such a set.

For the condition (5.22), we note that it remains unchanged under push-forward due to the fact that

$$\int_{\Omega} q^{-1} |h|^2 = \int_{\tilde{\Omega}} \tilde{q}^{-1} |\tilde{h}|^2,$$

where $(\tilde{\Omega}; \tilde{q}, \tilde{h}) = F_*(\Omega; q, h)$.

Let u_ρ denote the scattering solution corresponding to the scattering configuration $(\mathbb{R}^N; \eta^\rho, q^\rho, h^\rho)$ as described above; see (3.3) and (3.5). The following significant convergence result is proved in [33].

Theorem 5.3 ([33]). *Under the previous assumptions, $v_\rho = u_\rho(1 - \chi_{K_{\rho/2}})$ converges to a function u strongly in $L^2(B_r)$ for any $r > 0$, with u solving*

$$\begin{cases} \Delta u + k^2 u = 0 & \text{in } \mathbb{R}^n \setminus K_0, \\ u = u^i + u^s & \text{in } \mathbb{R}^n \setminus K_0, \\ \nabla u \cdot \nu = 0 & \text{on } \partial K_0, \\ \lim_{r \rightarrow +\infty} r^{(n-1)/2} \left(\frac{\partial u^s}{\partial r} - i k u^s \right) = 0 & r = |x|, \end{cases} \quad (5.23)$$

and $u = 0$ in K_0 .

Based on Theorem 5.3, one can construct regularized full- or partial-cloaks through blow-up construction via pushing forward the virtual scattering configuration $(\mathbb{R}^n; \eta^\rho, q^\rho)$. We assume that there exists a bi-Lipschitz and orientation-preserving mapping F_ρ such that

$$F_\rho = \text{Identity on } \mathbb{R}^n \setminus \bar{\Omega}; \quad F_\rho^{(1)} \text{ on } \bar{\Omega} \setminus K_\rho; \quad F_\rho^{(2)} \text{ on } K_\rho \quad (5.24)$$

with

$$F_\rho^{(2)}(K_{\rho/2}) = \bar{D}_{1/2}, \quad F_\rho^{(2)}(K_\rho) = \bar{D}, \quad F_\rho^{(1)}(\Omega \setminus K_\rho) = \bar{\Omega} \setminus \bar{D}. \quad (5.25)$$

We first consider the construction of regularized full-cloaks. Set

$$K_\rho = D_\rho, \quad K_{\rho/2} = D_{\rho/2}, \quad (5.26)$$

and

$$\tilde{\eta}_c^\rho = (F_\rho^{(1)})_* I, \quad \tilde{q}_c^\rho = (F_\rho^{(1)})_* 1 \quad \text{in } \Omega \setminus D, \quad (5.27)$$

$$(D \setminus D_{1/2}; \tilde{\eta}_l^\rho, \tilde{q}_l^\rho) = (F_\rho)_*(K_\rho \setminus K_{\rho/2}; \eta_l^\rho, q_l^\rho), \quad (5.28)$$

with

$$\eta_l^\rho = c_1(x) \rho^2, \quad q_l^\rho = (c_2(x) + i c_3(x)) \rho^{-n+1}. \quad (5.29)$$

In (5.29), $c_1(x)$ is a symmetric-matrix valued measurable function, and $c_2(x), c_3(x)$ are bounded real valued measurable function such that

$$\lambda_0|\xi|^2 \leq c_1(x)\xi \cdot \xi \leq \Lambda_0|\xi|^2, \quad \lambda_0 \leq c_2(x), c_3(x) \leq \Lambda_0 \quad \text{for a.e. } x \in K_\rho \setminus K_{\rho/2}, \quad (5.30)$$

where λ_0 and Λ_0 are two positive constants independent of ρ . $(D \setminus D_{1/2}; \tilde{\eta}_l^\rho, \tilde{q}_l^\rho)$ is the chosen lossy layer for the cloaking scheme. By Lemma 4.1, it is straightforward to verify that

$$\tilde{\eta}_l^\rho(x) = c_1(\rho x)\rho^n, \quad \tilde{q}_l^\rho(x) = (c_2(\rho x) + ic_3(\rho x))\rho, \quad x \in D \setminus D_{1/2}. \quad (5.31)$$

In summarizing the above description, we have a physical scattering configuration as follows

$$(\mathbb{R}^n; \tilde{\eta}^\rho, \tilde{q}^\rho) = \begin{cases} I, 1 & \text{in } \mathbb{R}^n \setminus \Omega, \\ \tilde{\eta}_c^\rho, \tilde{q}_c^\rho & \text{in } \Omega \setminus D, \\ \tilde{\eta}_l^\rho, \tilde{q}_l^\rho & \text{in } D \setminus D_{1/2}, \\ \tilde{\eta}_a, \tilde{q}_a & \text{in } D_{1/2}, \end{cases} \quad (5.32)$$

Proposition 5.1 ([33]). *There exist $\rho_0 > 0$ and a function $\omega : (0, \rho_0] \rightarrow (0, +\infty]$ with $\lim_{s \rightarrow 0^+} \omega(s) = 0$, which is independent of $\tilde{\eta}_a, \tilde{q}_a$ such that for any $\rho < \rho_0$*

$$\|a_\infty(\hat{x}; (\mathbb{R}^n; \tilde{\eta}^\rho, \tilde{q}^\rho))\|_{L^\infty(\mathbb{S}^{n-1})} \leq \omega(\rho). \quad (5.33)$$

Proposition 5.1 indicates that one has an approximate full invisibility cloak for the construction (5.26)–(5.32). By the transformation acoustics, one sees that the scattering corresponding to the physical configuration is the same as that corresponding to the virtual configuration, namely $a_\infty(\hat{x}; (\mathbb{R}^n; \tilde{\eta}^\rho, \tilde{q}^\rho)) = a_\infty(\hat{x}; (\mathbb{R}^n; \eta^\rho, q^\rho))$. In the virtual space, the scattering object is supported in K_ρ , which degenerates to a single point as $\rho \rightarrow +0$. The essential point in Proposition 5.1 is that a single point has zero capacity. We recall that $H^1(D) = H^1(D \setminus K_0)$ for any open set D and any compact $K_0 \subset D$ with zero capacity. We emphasize that by following the same spirit, and using Theorem 5.3, one could have more approximate full invisibility cloaks. For example, in \mathbb{R}^3 , a line segment is also of zero capacity, and hence one can achieve an approximate full cloak by blowing up a ‘line-segment-like’ region in \mathbb{R}^3 , namely K_0 is a line segment; or by blowing up a finite collection of ‘point-like’ and ‘line-segment-like’ regions. We refer to [33] for more concrete constructions.

Next, we consider the cloaking of active contents. In a completely similar manner, one can show that

Proposition 5.2 ([33]). *Under the same assumptions of Proposition 5.1, we further assume there exists a physical source/sink term $h \in L^2(D_{1/2})$. Moreover, we require that*

$$\Im \tilde{q}_a \geq \lambda_0 > 0 \quad \text{on } \text{supp}(h), \quad (5.34)$$

where λ_0 is a constant.

Then there exist $\varepsilon_0 > 0$ and a function $\omega : (0, \varepsilon_0] \rightarrow (0, +\infty]$ with $\lim_{s \rightarrow 0^+} \omega(s) = 0$, which is independent of $\tilde{\sigma}_a, \Re \tilde{q}_a, \Im \tilde{q}_a|_{\{h=0\}}$, such that for any $\rho < \rho_0$

$$\|a_\infty(\hat{x}; (\mathbb{R}^n; \tilde{\eta}^\rho, \tilde{q}^\rho, h))\|_{L^\infty(\mathbb{S}^{n-1})} \leq \omega(\rho). \quad (5.35)$$

Compared to the regularized full cloaks discussed in Section 5.1, we note the following two facts. First, the lossy layer employed in Propositions 5.1 and 5.2 are much more general than those discussed in Section 5.1. Nonetheless, the general lossy layers proposed in [33] could not include those lossy layers proposed in [26, 38] as special cases. Second, Theorem 5.3 only gives the convergence of the scattered wave fields corresponding to the cloaking constructions, and it does not provide the corresponding estimates of the rate of convergence. The rate of convergence would indicate the degree of approximation of the near-cloak to the ideal cloak. Those are interesting issues for further investigation.

Next, we consider the regularized partial cloaks. The construction of partial cloaking devices will rely on blowing up ‘partially’ small regions in the virtual space. Let

$$K_0 := \{-a \leq x_1 \leq a\} \times \{x_2 = 0\} \quad \text{in } \mathbb{R}^2, \quad (5.36)$$

and

$$K_0 := \{-a \leq x_1 \leq a\} \times \{-b \leq x_2 \leq b\} \times \{x_3 = 0\} \quad \text{in } \mathbb{R}^3. \quad (5.37)$$

It is noted that $\nu = (0, 1)$ in 2D and $\nu = (0, 0, 1)$ in 3D for K_0 . Let $0 \leq \tau \leq 1$ and define

$$\mathcal{N}_\tau := \{\theta \in \mathbb{S}^{N-1} : |\nu \cdot \theta| \leq \tau\}. \quad (5.38)$$

Next, we consider the scattering problem (5.23) with K_0 given in (5.36) and (5.37), which is known as the *screen problem* in the literature.

Proposition 5.3 ([33]). *Let K_0 be given in (5.36) and (5.37), and \mathcal{N}_τ be given in (5.38). Let $u \in H_{loc}^1(\mathbb{R}^n \setminus K_0)$ be the solution to (5.23) with $u^i(x) = e^{ikx \cdot d}$. Then there exists a constant C , depending only on a, b and k , such that*

$$|a_\infty(\hat{x}, d)| \leq C\tau \quad \text{for } \hat{x} \in \mathbb{S}^{n-1} \text{ and } d \in \mathcal{N}_\tau, \quad (5.39)$$

and

$$|a_\infty(\hat{x}, d)| \leq C\tau \quad \text{for } \hat{x} \in \mathcal{N}_\tau \text{ and } d \in \mathbb{S}_{n-1}. \quad (5.40)$$

Now, the construction of a partial cloak shall be based on the use of Theorem 5.3 and Proposition 5.3, similar to the one for the full cloaks in Section 5.2 by following the next three steps. First, one chooses K_ρ , an ρ -neighborhood of K_0 , and a blow-up transformation F_ρ , and through the push-forward, one constructs the cloaking layer $(\Omega \setminus D; \tilde{\eta}_c^\rho, \tilde{q}_c^\rho)$. In [33], the so-called ABC (assembled by components) technique was developed in constructing partial cloaks of compact size; see Fig. 6 for a 2D illustration and we refer to [33] for more 2D and 3D constructions. Second, one chooses a compatible lossy layer $(K_\rho \setminus K_{\rho/2}; \eta_l^\rho, q_l^\rho)$ in the virtual space, and then by the push-forward, one would have the corresponding lossy layer in the physical space. Finally, one can determine the admissible media, obstacles, or sources that can be partially cloaked. Here, we present some numerical simulation results from [33] on the partial cloaks; see Fig. 7 and 8 for illustrations.

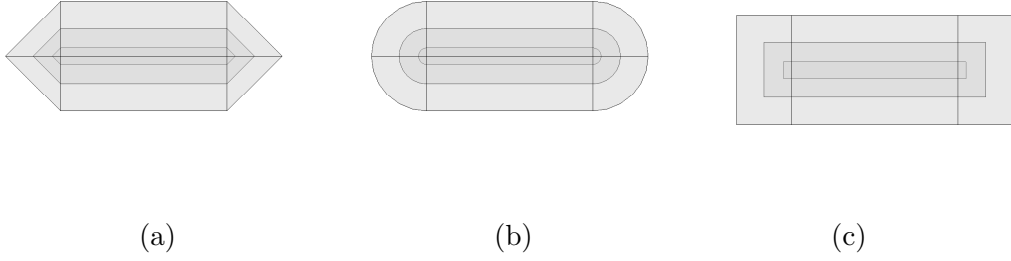


Figure 6: Three 2D partial cloaks depicted in both the virtual space (between innermost and outermost boundaries) and the physical space (between intermediate and outermost boundaries).

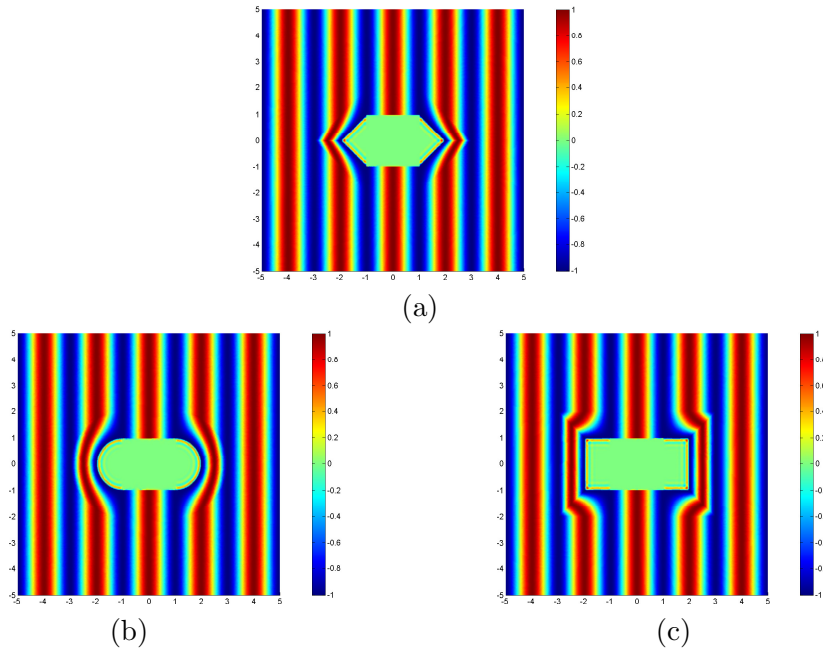


Figure 7: Real part of instantaneous acoustic pressure distribution for the 2D partial cloaks, respectively. Incident plane wave is coming from left to right.

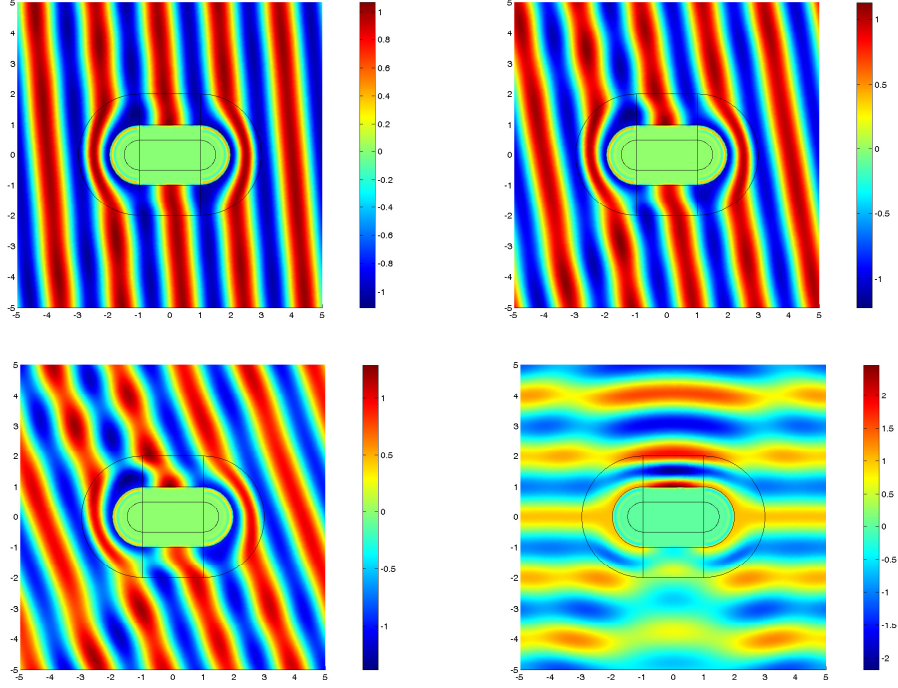


Figure 8: (From left to right) Real part of instantaneous acoustic pressure distribution for the 2D partial cloaks with tilted incident angles, 5, 10, 20 and 90 degrees, respectively.

6 Regularized cloaks in electromagnetic scattering

In this section, we discuss the results on regularized cloaks in EM scattering govern by the Maxwell equations. Let Ω, D, D_ρ and F_ρ be given in (5.1)–(5.4). Consider a virtual scattering configuration as follows

$$\Omega; \varepsilon, \mu, \sigma = \begin{cases} I, I, 0 & \text{on } \Omega \setminus D_\rho, \\ I, I, \rho^{-2}I & \text{on } D_\rho \setminus D_{\rho/2}, \\ \varepsilon_a, \mu_a, \sigma_a & \text{on } D_{\rho/2}. \end{cases} \quad (6.1)$$

Let $(\Omega; \tilde{\varepsilon}, \tilde{\mu}, \tilde{\sigma})$ be a physical scattering configuration given by

$$(\Omega; \tilde{\varepsilon}, \tilde{\mu}, \tilde{\sigma}) := (F_\rho)_*(\Omega; \varepsilon, \mu, \sigma), \quad (6.2)$$

where F_ρ is given in (5.4) and $(\Omega; \varepsilon, \mu, \sigma)$ is given in (6.1).

Theorem 6.1 ([8]). *Let $(\Omega; \tilde{\varepsilon}, \tilde{\mu}, \tilde{\sigma})$ be a scattering configuration given in (6.2). There exists $\rho_0 \in \mathbb{R}_+$ such that when $\rho < \rho_0$*

$$\|A_\infty(\hat{x}; (\Omega; \tilde{\varepsilon}, \tilde{\mu}, \tilde{\sigma}))\|_{L^\infty(\mathbb{S}^2)^3} \leq C\rho^3 \|E^i\|_{L^2(B_R)^3}, \quad (6.3)$$

where B_R denotes a central ball containing Ω , and the generic constant C is independent of $\rho, E^i, \varepsilon_a, \mu_a$ and σ_a .

Similar to the acoustic case, Theorem 6.1 indicates that the cloaking layer

$$(\Omega \setminus D; \tilde{\varepsilon}_c, \tilde{\mu}_c) := (F_\rho)_*(\Omega \setminus D_\rho; I, I)$$

together with the conducting layer $(D \setminus D_{1/2}; \tilde{\varepsilon}_l, \tilde{\mu}_l, \tilde{\sigma}_l) := (F_\rho)_*(D_\rho \setminus D_{\rho/2}; I, I, \rho^{-2}I)$ can be used to nearly cloak an arbitrary (but regular) content $(D_{1/2}; \tilde{\varepsilon}_a, \tilde{\mu}_a, \tilde{\sigma}_a)$ within an accuracy ρ^3 to the ideal cloak. The estimate in Theorem 6.1 is shown to be sharp in [39]. Moreover, it is shown in [39] that the incorporation of the conducting layer is necessary since otherwise there exist cloak-busting EM inclusions which defy any attempt to achieve the near cloak by the regularized blow-up construction. The proof of Theorem 6.1 follows a similar structure of argument to that of Theorem 5.2 by estimating the scattering due a small inclusion with a peculiar structure; see the discussion made at the end of Section 5.1. However, one needs tackle the more complicated Maxwell system than the Helmholtz equation.

7 Some open problems

In this section, we propose several interesting topics from our perspectives for further development in the intriguing field of transformation optics.

1. The regularized partial cloaks in the EM scattering were considered in [1, 31], similar to the acoustic case, by the construction through blowing up ‘partially small’ regions in the virtual space. However, only numerical simulation results were presented in [1, 31], and the corresponding theoretical justifications as those in Section 5.2 for the acoustic case still remains an open problem.
2. Two-way and one-way cloaks. Through the illustration of the perfect cloaking in electrostatics portrayed in Fig. 4, one readily sees that the electric field cannot penetrate inside the innermost cloaked region. This means, from the observations made outside the cloaking device, the device is invisible, but on the other hand, from the observations made inside the cloaked region, the exterior space of the cloak is also invisible. We call it a two-way cloak. Clearly, it is much desirable to build up a cloak which can “see” the exterior space by observations made inside the cloaked region. We call the latter one a one-way cloak. Creating a one-way cloak would be of significant importance from the practical point of view. To that end, the cloaking mediums should be much more “intelligent” in order to manipulate the waves in a more sophisticated manner than those for the two-way cloaks. Hence, one should work in a more general geometry framework than the Riemannian one, and Finsler geometry might be a good substitute. We add that the sensors of [3, 11, 19] magnify the incoming wave and allow to see part of it inside the cloak while still remaining almost invisible. A more dramatic magnification for the case of acoustic waves was done in [20].
3. The cloaking mediums obtained via the transformation-optics approach are usually anisotropic. The anisotropy causes great difficulties for practical realization of the

cloaking devices. Hence, it would be of significant interests in developing a general framework of constructing isotropic cloaking devices. One approach is to make use of the effective medium theory via inverse homogenization, and we refer to [15] for the treatment of the case with spherical geometry.

4. It would be important to extend the Schrödinger Hat construction of [20] from acoustic waves to electromagnetic waves.

Acknowledgement

The work of Gunther Uhlmann was partly supported by NSF and the Fondation des Sciences Mathématiques de Paris. He would also like to thank H. Ammari and J. Garnier for the kind invitation to give a minicourse on cloaking as part of the Session Etats de la Recherche on “Problèmes Inverse et Imagerie” sponsored by the Société Mathématique de France.

References

- [1] K. Agarwal, X. Chen, L. Hu, H. Y. Liu and G. Uhlmann, *Polarization-invariant directional cloaking by transformation optics*, Progress in Electromagnetics Research, **118** (2011), 415–423.
- [2] A. Alu and N. Engheta, *Achieving transparency with plasmonic and metamaterial coatings*, Phys. Rev. E, **72** (2005), 016623.
- [3] A. Alu and N. Engheta, *Cloaking a sensor*, Physical Review Letters, **102**, 233901.
- [4] H. Ammari, J. Garnier, V. Jugnon, H. Kang, M. Lim and H. Lee, *Enhancement of near-cloaking. Part III: Numerical simulations, statistical stability, and related questions*, Contemporary Mathematics, **577** (2012), 1–24.
- [5] H. Ammari, H. Kang, H. Lee and M. Lim, *Enhancement of near-cloaking using generalized polarization tensors vanishing structures. Part I: The conductivity problem*, Comm. Math. Phys., **317** (2013), 253–266.
- [6] H. Ammari, H. Kang, H. Lee and M. Lim, *Enhancement of near-cloaking. Part II: The Helmholtz equation*, Comm. Math. Phys., **317** (2013), 485–502.
- [7] H. Ammari, H. Kang, H. Lee and M. Lim, *Enhancement of near cloaking for the full Maxwell equations*, SIAM J. Appl. Math., **73** (2013), 2055–2076.
- [8] G. Bao and H. Liu, *Nearly cloaking the full Maxwell equations*, SIAM J. Appl. Math., **74** (2014), 724–742.
- [9] G. Bao, H. Liu and J. Zou, *Nearly cloaking the full Maxwell equations II: cloaking active contents with a general conducting layer*, J. Math. Pures Appl., **101** (2014), 716–733.

- [10] H. Chen and C. T. Chan, *Acoustic cloaking and transformation acoustics*, J. Phys. D: Appl. Phys., **43** (2010), 113001.
- [11] X. Chen and G. Uhlmann, *Cloaking a sensor for three dimensional Maxwell's equations: Transformation optics approach*, Optics Express, **19**(2011), 20518-20530.
- [12] D. Colton and R. Kress, *Inverse Acoustic and Electromagnetic Scattering Theory*, 2nd Edition, Springer-Verlag, Berlin, 1998.
- [13] A. Greenleaf, Y. Kurylev, M. Lassas and G. Uhlmann, *Improvement of cylindrical cloaking with SHS lining*, Optics Express, **15** (2007), 12717–12734.
- [14] A. Greenleaf, Y. Kurylev, M. Lassas and G. Uhlmann, *Full-wave invisibility of active devices at all frequencies*, Comm. Math. Phys., **279** (2007), 749–789.
- [15] A. Greenleaf, Y. Kurylev, M. Lassas and G. Uhlmann, *Isotropic transformation optics: approximate acoustic and quantum cloaking*, New J. Phys., **10** (2008), 115024.
- [16] A. Greenleaf, Y. Kurylev, M. Lassas, and G. Uhlmann, *Electromagnetic wormholes via handlebody constructions*, Comm. Math. Phys., **281** (2008), 369–385.
- [17] A. Greenleaf, Y. Kurylev, M. Lassas and G. Uhlmann, *Invisibility and inverse problems*, Bulletin A. M. S., **46** (2009), 55–97.
- [18] A. Greenleaf, Y. Kurylev, M. Lassas and G. Uhlmann, *Cloaking devices, electromagnetic wormholes and transformation optics*, SIAM Review, **51** (2009), 3–33.
- [19] A. Greenleaf, Y. Kurylev, M. Lassas and G. Uhlmann, *Cloaking a sensor via transformation optics*, Physical Review E., **83** (2011), 016603.
- [20] A. Greenleaf, Y. Kurylev, M. Lassas and U. Leonhardt, *Schrödinger's Hat: Electromagnetic and quantum amplifiers via transformation optics*, Proceedings of the National Academy of Sciences (PNAS), **109**, no. 26 (2012), 10169-10174.
- [21] A. Greenleaf, M. Lassas and G. Uhlmann, *Anisotropic conductivities that cannot be detected by EIT*, Physiolog. Meas, (special issue on Impedance Tomography), **24** (2003), 413.
- [22] A. Greenleaf, M. Lassas and G. Uhlmann, *On nonuniqueness for Calderón's inverse problem*, Math. Res. Lett., **10** (2003), 685–693.
- [23] U. Hetmaniuk and H. Y. Liu, *On acoustic cloaking devices by transformation media and their simulation*, SIAM J. Appl. Math., **70** (2010), 2996–3021.
- [24] V. Isakov, *Inverse Problems for Partial Differential Equations*, 2nd Edition, Springer-Verlag, New York, 2006.
- [25] I. Kocyigit, H. Liu and H. Sun, *Regular scattering patterns from near-cloaking devices and their implications for invisibility cloaking*, Inverse Problems, **29** (2013), 045005.

- [26] R. Kohn, O. Onofrei, M. Vogelius and M. Weinstein, *Cloaking via change of variables for the Helmholtz equation*, *Comm. Pure Appl. Math.*, **63** (2010), 973–1016.
- [27] R. Kohn, H. Shen, M. Vogelius and M. Weinstein, *Cloaking via change of variables in electrical impedance tomography*, *Inverse Problems*, **24** (2008), 015016.
- [28] M. Lassas, M. Taylor and G. Uhlmann, The Dirichlet-to-Neumann map for complete Riemannian manifolds with boundary, *Comm. Geom. Anal.*, **11** (2003), 207–222.
- [29] R. Leis, *Initial Boundary Value Problems in Mathematical Physics*, Teubner, Stuttgart; Wiley, Chichester, 1986.
- [30] U. Leonhardt, *Optical conformal mapping*, *Science*, **312** (2006), 1777–1780.
- [31] J. Li and H. Liu, *A class of polarization-invariant directional cloaks by concatenating via transformation optics*, *Progress in Electromagnetics Research*, **123** (2012), 175–187.
- [32] J. Li, H. Liu and H. Sun, *Enhanced approximate cloaking by SH and FSH lining*, *Inverse Problems*, **28** (2012), 075011.
- [33] J. Li, H. Liu, L. Rondi and G. Uhlmann, *Regularized transformation-optics cloaking for the Helmholtz equation: from partial cloak to full cloak*, preprint, 2013, arXiv:1301.7013 .
- [34] J. Li and J. B. Pendry, *Hiding under the carpet: a new strategy for cloaking*, *Phys. Rev. Lett.*, **101** (2008), 203901.
- [35] H. Liu, *Virtual reshaping and invisibility in obstacle scattering*, *Inverse Problems*, **25** (2009), 045006.
- [36] H. Liu, *On near-cloak in acoustic scattering*, *J. Differential Equations*, **254** (2013), 1230–1246.
- [37] H. Y. Liu, Z. Shang, H. Sun and J. Zou, *Singular perturbation of reduced wave equation and scattering from an embedded obstacle*, *J. Dyn. Diff. Eq.*, **24** (2012), 803–821.
- [38] H. Liu and H. Sun, *Enhanced near-cloak by FSH lining*, *J. Math. Pures Appl.*, **99** (2013), 17–42.
- [39] H. Liu and T. Zhou, *On approximate electromagnetic cloaking by transformation media*, *SIAM J. Appl. Math.*, **71** (2011), 218–241.
- [40] H. Liu and T. Zhou, *Two dimensional invisibility cloaking by transformation optics*, *Discrete Contin. Dyn. Syst.*, **31** (2011), 525–543.
- [41] G. Menegatti and L. Rondi, *Stability for the acoustic scattering problem for sound-hard scatterers*, preprint, 2013.

- [42] G. W. Milton and N.-A. P. Nicorovici, *On the cloaking effects associated with anomalous localized resonance*, Proc. Roy. Soc. Lond. A, **462** (2006), 3027–3095.
- [43] J. C. Nédélec, *Acoustic and Electromagnetic Equations: Integral Representations for Harmonic Problems*, Springer-Verlag, New York, 2001.
- [44] H. Nguyen, *Cloaking via change of variables for the Helmholtz equation in the whole space*, Comm. Pure Appl. Math., **63** (2010), 1505–1524.
- [45] H. Nguyen and M. S. Vogelius, *Full range scattering estimates and their application to cloaking*, Arch. Ration. Mech. Anal., **203** (2012), 769–807.
- [46] J. B. Pendry, D. Schurig and D. R. Smith, *Controlling electromagnetic fields*, Science, **312** (2006), 1780–1782.
- [47] Z. Ruan, M. Yan, C. W. Neff and M. Qiu, *Ideal cylindrical cloak: Perfect but sensitive to tiny perturbations*, Phy. Rev. Lett., **99** (2007), 113903.
- [48] D. Schurig, J. Mock, B. Justice, S. Cummer, J. Pendry, A. Starr and D. Smith, *Metamaterial electromagnetic cloak at microwave frequencies*, Science **314** (2006), no. 5801, pp. 977–980.
- [49] G. Uhlmann, *Scattering by a metric*, Chap. 6.1.5, Encyclopedia on Scattering, Academic Press, R. Pike and P. Sabatier eds, 2002, 1668–1677.
- [50] G. Uhlmann, *Calderón’s problem and electrical impedance tomography*, Inverse Problems, 25th Anniversary Volume, **25** (2009), 123011 (39pp.)
- [51] G. Uhlmann, *Visibility and invisibility*, ICIAM 07–6th International Congress on Industrial and Applied Mathematics, Eur. Math. Soc., Zürich, pp. 381–408, 2009.
- [52] M. Yan, W. Yan and M. Qiu, *Invisibility cloaking by coordinate transformation*, Chapter 4 of *Progress in Optics*–Vol. 52, Elsevier, pp. 261–304, 2008.