

Interference Functionals in Poisson Networks

Udo Schilcher, Stavros Toumpis, Martin Haenggi, Alessandro Crismani, Günther Brandner, Christian Bettstetter

Abstract

We propose and prove a theorem that allows the calculation of a class of functionals on Poisson point processes that have the form of expected values of sum-products of functions. In proving the theorem, we present a variant of the Campbell-Mecke theorem from stochastic geometry. We proceed to apply our result in the calculation of expected values involving interference in wireless Poisson networks. Based on this, we derive outage probabilities for transmissions in a Poisson network with Nakagami fading. Our results extend the stochastic geometry toolbox used for the mathematical analysis of interference-limited wireless networks.

Index Terms

Wireless networks, stochastic geometry, interference, correlation, Poisson point process, Rayleigh fading, Nakagami fading, time diversity.

I. INTRODUCTION AND CONTRIBUTIONS

INTERFERENCE in wireless networks occurs if the communication from a transmitter to a receiver is disturbed by additional nodes transmitting in the vicinity of the receiver on the same frequency band and at the same time. Interference occurs even if code division multiple access (CDMA) is used, in which case multiple users are not separated in time or space but through the use of spreading codes; in this case, as well, interference powers, albeit reduced by the spreading, add up at the receiver. Interference can be mitigated or even exploited [1], [2] in networks with central entities using scheduling and signal processing techniques, such as multiuser detection [3] and interference cancellation [4]. In non-centralized systems, however, when no dedicated control entities can regulate the access to the shared wireless medium, interference remains a performance-limiting factor, partly because it is subject to considerable uncertainty [5].

For these reasons, the stochastic modeling of interference in wireless networks—in particular its dynamic behavior over time and space [6]–[8], which we will refer to in this work as the *interference dynamics*—has recently attracted the interest of the research community. Temporal and spatial dependencies introduced by interference cause the events that different transmissions are correctly decoded to be dependent, which in turn influences system performance. It leads to reduced diversity [9] and degraded performance of many communication techniques, such as cooperative relaying, multiple-input multiple-output (MIMO), and medium access protocols [8], [10], [11].

When modeling interference and its dynamics in wireless networks, researchers often use tools from stochastic geometry [12]. These tools include the Campbell-Mecke theorem, Campbell's theorem, and expressions for the probability generating functional (pgfl) (see [13]–[15]) applied to Poisson point processes (PPPs). A comprehensive overview on applying stochastic geometry to the analysis of wireless networks can be found in books by Baccelli and Błaszczyszyn [16], [17] and by Haenggi [13].

The article at hand extends the tools of stochastic geometry by calculating general sum-product functionals for PPPs. While proving our results, we present a variant of the Campbell-Mecke theorem applied to PPPs. Furthermore, we apply our results to calculate expected values that occur in the analysis of the interference in wireless networks. Notably, we derive link outage probabilities in a Poisson network with Nakagami fading [18] caused by multipath propagation.

A. Related Work

In networks, in which the nodes' locations are modeled via a Poisson point process and that employ ALOHA, the interferers' locations form a Poisson point process. Therefore, we call such networks Poisson networks. This class of networks was the first in which the correlation of interference levels at different times and locations was analytically studied. Notably, mathematical expressions for interference dynamics are presented in [6], [7], [19], [20]. Analytical studies of cooperative diversity under correlated interference are performed in [8], [10], [11], [21], [22] using different assumptions concerning diversity combining (selection combining and maximum ratio combining) and small-scale fading (Rayleigh and Nakagami fading). In Poisson networks, many different research works study the impact of interference dynamics on network performance. The article [23] investigates the effects of the channel model and scheduling on the SIR, the outage probability, and the

Udo Schilcher, Günther Brandner, and Christian Bettstetter are with the Institute of Networked and Embedded Systems, University of Klagenfurt, Klagenfurt, Austria. E-Mail: udo.schilcher@uni-klu.ac.at

Stavros Toumpis is with the Department of Informatics, Athens University of Economics and Business, Athens, Greece.

Martin Haenggi is with the Department of Electrical Engineering, University of Notre Dame, IN, USA and with the École Polytechnique Fédérale de Lausanne (EPFL), Switzerland.

Alessandro Crismani is with the Institute of Networked and Embedded Systems, University of Klagenfurt, Klagenfurt, Austria, and is now with u-blox, Trieste, Italy.

transmission capacity. From a more theoretical perspective, the diversity gain of retransmissions under correlated interference is analyzed in [9] by means of diversity polynomials. Results show that the diversity gain is equal to unity even for lightly correlated interference despite independently fading channels in each transmission. The impact of node mobility on interference dynamics is investigated in [24]. The authors conclude that mobility reduces the temporal correlation of interference, but also has other implications on its statistics (e.g., it changes the expected value of interference).

Similar results can also be derived for cellular networks, if we assume Poisson distributed base stations. In this case, as well, interference is correlated across time and space, and its dynamics should be carefully taken into consideration when designing a system. For example, in [25] it is shown how inter-cell interference coordination and intra-cell diversity impact the performance of a cellular network. In particular, it is shown that, depending on the SIR regime under consideration, one or the other of these techniques should be selected. Further, in [26] coordinated multipoint transmissions in cellular networks are analyzed; by employing the coverage probability as a performance metric, the authors show that multipoint transmissions are more beneficial for the worst-case user than for the average user.

There is currently not as much theoretical work available on interference dynamics for Poisson networks employing carrier-sense multiple access (CSMA). When modeling CSMA, a minimum distance between sending nodes is introduced, which is typically modeled by hard-core processes.

Matérn's model is based on a dependent thinning process of a PPP, where each point is marked with a random number and the point with the highest number within a certain range is sustained; the others are removed. It is applied for modeling CSMA networks in many different publications: The authors of [17] derive some theoretical results on this modeling assumption, although a comprehensive analysis of the interference dynamics is still subject to future work. The mean interference in CSMA networks is discussed in [27]. An analysis of coverage and throughput per user in IEEE 802.11 networks based on Matérn's model is presented in [28]; the results of this analysis are also used to solve some optimization problems. In [29] an analysis of dense CSMA networks is presented; the authors employ performance metrics such as average throughput to show that different spatial models lead to a significant change in network performance.

Approaches not based on Matérn's model have also been considered. For example, a modified hard-core point process is proposed in [30] to model the transmitters in a CSMA network; the authors derive closed-form solutions that approximate mean and variance of the interference; a simulation shows the accuracy of their approximations. Also, in [31] the authors discuss how to model the spatial distribution of transmitting nodes showing that simple sequential inhibition processes are more suitable for modeling CSMA networks than Matérn's model.

The question as to how to design protocols that take advantage of the knowledge about interference correlation is still a rather unsolved problem. For example, in [32] its impact on MAC protocol design is discussed. We therefore work toward a better understanding of the impact of correlated interference by presenting very general results on interference functionals.

In the article at hand we present mathematical tools that allow researchers to further generalize the modeling assumptions when studying interference dynamics. This allows to gain insights on interference dynamics in realistic scenarios.

B. Summary of Contributions

The main contributions of this article are as follows. Firstly, in Section II we provide and prove a theorem for calculating a functional that has the form of the expected value of a combined sum and product of functions over a PPP. In particular, let us consider a PPP Φ on \mathbb{R}^n with a locally finite and diffuse intensity measure Λ and the $q+1$ non-negative measurable functions $f_i, g : \mathbb{R}^n \times \mathcal{X} \rightarrow \mathbb{R}$ with $\mathcal{X} \subseteq \mathbb{R}$, $i \in [q] = \{1, \dots, q\}$, and $g(x, \chi) \leq 1$ for all $x \in \mathbb{R}^n$ and $\chi \in \mathcal{X}$. Let the exponents p_i for $i \in [q]$ ($q \in \mathbb{N}$) be non-negative integers. We assume $0 \in \mathbb{N}$ throughout the article. Finally, let $X = (X_u)$ for all $u \in \Phi$ be \mathcal{X} -valued i.i.d. random marks to the points in Φ . These marks can be used to model, e.g., the effects of multi-path propagation in an wireless network. Throughout this article, the notation E_X indicates that the expected value is calculated with respect to X . Our contribution is to calculate the functional

$$E_{\Phi, X} \left[\prod_{i=1}^q \left(\sum_{u \in \Phi} f_i(u, X_u) \right)^{p_i} \prod_{u \in \Phi} g(u, X_u) \right]. \quad (1)$$

In the following, we call functionals of this form *sum-product functionals*. The expression we arrive at is given in (16) of Theorem 1. As part of the proof, we also present a variant of the Campbell-Mecke theorem applied to PPPs in Lemma 1.

Secondly, in Section III we apply this result to derive expressions for certain functionals related to interference in wireless networks with slotted ALOHA. In particular, we consider a setting where the interference power at the origin o at time slot i is $I_i = \sum_{u \in \Phi} h_i(u) \ell(u) \mathbf{1}(u \in \Phi_i)$ with $h_i(u)$ being the fading coefficient for node u at time slot i (assumed to be temporally and spatially i.i.d.), $\ell(u)$ being the path gain of node u , and $\mathbf{1}(u \in \Phi_i)$ being the indicator function with $\Phi_i \subseteq \Phi$ denoting the nodes transmitting at time slot i . We are able to calculate

$$E_{\Phi, h, \mathbf{1}} \left[\prod_{i=1}^q I_i^{p_i} \exp(-cI_i) \right] \quad (2)$$

for some constant $c \in \mathbb{R}$ and $p = (p_1, \dots, p_q) \in \mathbb{N}^q$. We call functionals of this form *interference functionals*. The result is given in (23) of Theorem 2. We then highlight some special cases particularly useful to wireless communications by employing commonly used models for path loss and small-scale fading into the general result of (2). For example, for a stationary PPP, the singular path loss model $\ell_s(u) = \|u\|_2^{-\alpha}$ with path loss exponent α , Rayleigh fading, and slotted ALOHA, we obtain

$$\mathbb{E}_{\Phi, h, 1}[I \exp(-I)] = \frac{\delta^2 \lambda \pi^2 \exp\left(-\frac{\delta \lambda \pi^2}{\sin(\delta \pi)}\right)}{\sin(\delta \pi)} \quad (3)$$

with $\delta = \frac{2}{\alpha}$. Other examples can be obtained by substituting the expressions presented in Table III into (25).

Finally, in Section IV we show how these results can be used in the performance analysis of wireless networks. For example, we derive the probability of a successful reception in a Poisson network with Nakagami fading, where the reception is successful iff the signal-to-interference ratio (SIR) is above a certain threshold θ . The result is given in (35). We also derive the joint probability for the successful reception of two transmissions at the same receiver in different time slots.

II. SUM-PRODUCT FUNCTIONALS ON PPPs

A. Theorems from Stochastic Geometry

Let Φ denote a PPP on \mathbb{R}^n with a locally finite and diffuse intensity measure Λ . Stochastic geometry provides a set of helpful tools to calculate certain expected values involving Φ . One well-known tool is Campbell's theorem (see [13], Section 4.5), which states that

$$\mathbb{E}_{\Phi} \left[\sum_{u \in \Phi} f(u) \right] = \int_{\mathbb{R}^n} f(x) \Lambda(dx) \quad (4)$$

for any non-negative measurable function f on \mathbb{R}^n . Another tool is the following theorem on probability generating functionals (pgfls) of PPPs (see [13], Section 4.6):

$$\mathbb{E}_{\Phi} \left[\prod_{u \in \Phi} g(u) \right] = \exp \left(- \int_{\mathbb{R}^n} (1 - g(x)) \Lambda(dx) \right) \quad (5)$$

for any measurable function g on \mathbb{R}^n with $0 \leq g(x) \leq 1$ for all x such that the integral in (5) is finite. A third tool is the following form of the Campbell-Mecke theorem (see [13], Section 8.4), which is a combination of (4) and (5) and states

$$\mathbb{E}_{\Phi} \left[\sum_{u \in \Phi} f(u) \prod_{v \in \Phi} g(v) \right] = \exp \left(- \int_{\mathbb{R}^n} (1 - g(x)) \Lambda(dx) \right) \int_{\mathbb{R}^n} f(x) g(x) \Lambda(dx) . \quad (6)$$

These theorems are very helpful in the analysis of wireless networks and many other systems. None of them, however, can be applied to calculate an expected value of the form given in (1). Such expected values are required in the analysis of wireless networks with interference, e.g., when calculating the outage probabilities under Nakagami fading. We therefore provide an expression for (1) in this section.

B. Higher-order Campbell-Mecke Theorem for PPPs

In the following we prove two variants of the higher-order Campbell-Mecke theorem [13] for PPPs (which is a special case of Corollary 9.2.3 in [16]).

Lemma 1 (Higher-order Campbell-Mecke Theorem for PPPs): Let Φ denote a PPP with a locally finite and diffuse intensity measure Λ . Further, let $f : \mathbb{R}^{nd} \times \mathcal{N} \rightarrow \mathbb{R}^+$ denote a measurable function, where \mathcal{N} is the space of counting measures. Then we have

$$\mathbb{E}_{\Phi} \left[\sum_{u \in \Phi^d}^{\neq} f(u, \Phi) \right] = \int_{\mathbb{R}^n} \dots \int_{\mathbb{R}^n} \int_{\mathcal{N}} f(x, \varphi) P_{\{x_1, \dots, x_d\}}(d\varphi) \Lambda(dx_1) \dots \Lambda(dx_d) , \quad (7)$$

where the symbol \neq on top of the sum denotes summing only over $u = (u_1, \dots, u_d)$ with $u_i \neq u_j$ for all $i \neq j$. Further, $x = (x_1, \dots, x_d)$ and $P_{\{x_1, \dots, x_d\}}$ denotes the Palm distribution of Φ with respect to the points x_1, \dots, x_d .

Proof: We get the result by iteratively applying the Campbell-Mecke theorem [13]:

$$\begin{aligned} \mathbb{E}_{\Phi} \left[\sum_{u \in \Phi^d}^{\neq} f(u, \Phi) \right] &\stackrel{(a)}{=} \mathbb{E}_{\Phi} \left[\sum_{u_1 \in \Phi} \sum_{u_2 \in \Phi \setminus \{u_1\}} \dots \sum_{u_d \in \Phi \setminus \{u_1, \dots, u_{d-1}\}} f((u_1, \dots, u_d), \Phi) \right] \\ &\stackrel{(b)}{=} \int_{\mathcal{N}} \sum_{u_1 \in \Phi} \sum_{u_2 \in \Phi \setminus \{u_1\}} \dots \sum_{u_d \in \Phi \setminus \{u_1, \dots, u_{d-1}\}} f((u_1, \dots, u_d), \varphi) P(d\varphi) \end{aligned} \quad (8)$$

$$\begin{aligned}
&\stackrel{(c)}{=} \int_{\mathbb{R}^n} \int_{\mathcal{N}} \sum_{u_2 \in \Phi} \cdots \sum_{u_d \in \Phi} f((x_1, u_2, \dots, u_d), \varphi) P_{\{x_1\}}(d\varphi) \Lambda(dx_1) \\
&\stackrel{(d)}{=} \cdots = \int_{\mathbb{R}^n} \cdots \int_{\mathbb{R}^n} \int_{\mathcal{N}} f((x_1, \dots, x_d), \varphi) P_{\{x_1, \dots, x_d\}}(d\varphi) \Lambda(dx_1) \cdots \Lambda(dx_d),
\end{aligned}$$

where (a) holds due to the definition of \sum^{\neq} ; in (b) we substitute the definition of the expected value over Φ ; and in (c) and (d) we apply the Campbell-Mecke theorem. \blacksquare

Corollary 1: With the same assumptions as in Lemma 1 and $f : \mathbb{R}^n \times \mathcal{N} \rightarrow \mathbb{R}^+$ we have

$$\mathbb{E}_{\Phi} \left[\sum_{\substack{U \subseteq \Phi \\ |U|=d}} \prod_{u \in U} f(u, \Phi) \right] = \frac{1}{d!} \int_{\mathbb{R}^n} \cdots \int_{\mathbb{R}^n} \int_{\mathcal{N}} \prod_{i=1}^d f(x_i, \varphi) P_{\{x_1, \dots, x_d\}}(d\varphi) \Lambda(dx_1) \cdots \Lambda(dx_d). \quad (9)$$

Proof: We have

$$\mathbb{E}_{\Phi} \left[\sum_{\substack{U \subseteq \Phi \\ |U|=d}} \prod_{u \in U} f(u, \Phi) \right] = \frac{1}{d!} \mathbb{E}_{\Phi} \left[\sum_{u \in \Phi^d}^{\neq} \prod_{i=1}^d f(u_i, \Phi) \right], \quad (10)$$

since the sum on the right hand side considers each product of the left hand side exactly $d!$ times due to the ordering of the elements and since the coordinates are distinct. Applying Lemma 1 yields the result. \blacksquare

C. Sum-Product Functionals on PPPs

In this section we derive an expression for the expected value given in (1). The following lemma serves as preparation.

Lemma 2: Let $U \subseteq \mathbb{R}^n$ be a countable set and $q \in \mathbb{N}$. Let the vector of exponents $p = (p_1, \dots, p_q) \in \mathbb{N}^q$ with $\|p\|_1 = \sum_{i=1}^q p_i$. We assume $\|p\|_1 > 0$. Further, let $p^c(i) = \sum_{j=1}^i p_j$ for all $i \in [q]$ be the cumulative sum of the exponents p_i ; we set $p^c(0) = 0$. Let $u = (u^{(1)}, \dots, u^{(q)}) \in U^{\|p\|_1}$ with $u^{(i)} = (u_{p^c(i-1)+1}, \dots, u_{p^c(i)})$. Finally, let $f_i : \mathbb{R}^n \rightarrow \mathbb{R}$ with $1 \leq i \leq q$ be non-negative functions. Then we have

$$\sum_{u \in U^{\|p\|_1}} \prod_{i=1}^q \prod_{j=1}^{p_i} f_i(u_j^{(i)}) = \sum_{l=1}^{\min(\|p\|_1, |U|)} \sum_{M \in \mathcal{M}_l^p} \mathcal{C}_M \sum_{\substack{V \subseteq U \\ |V|=l}} \prod_{i=1}^q \prod_{j=1}^l f_i^{m_{ij}}(v_j), \quad (11)$$

where $\mathcal{M}_l^p \subseteq \mathbb{N}^{q \times l}$ is the class of all $q \times l$ matrices for which the columns $\|m_{\cdot j}\|_1 > 0$ for $j = [l]$ and the rows $\|m_i\|_1 = p_i$ for all $i = [q]$, $M = (m_{ij})$ with $1 \leq i \leq q$ and $1 \leq j \leq l$, and $V = \{v_1, \dots, v_l\}$ without any specific ordering and the variable \mathcal{C}_M is defined as

$$\mathcal{C}_M = \prod_{i=1}^q \frac{p_i!}{\prod_{j=1}^l m_{ij}!}. \quad (12)$$

Proof: We prove the lemma by showing that the same products are summed on the left and on the right hand side. Note that all terms in each sum are non-negative and hence the sums on both sides are either absolutely convergent or diverge to infinity irrespective of the order of the summation; in both cases we can exchange the order of the summation.

We define the function $F(u) = (l, V, M)$, as follows: l is the number of distinct coordinates of u , i.e., $l = |\{u_i \mid 1 \leq i \leq \|p\|_1\}|$. Clearly, $1 \leq l \leq \min(\|p\|_1, |U|)$, covering the range from all u_i being the same to all u_i being different. The set V is the set of all distinct elements in u , i.e., $V = \{u_i \mid 1 \leq i \leq \|p\|_1\}$. Hence, $V \subseteq U$ with $|V| = l$. We denote the elements of $V = \{v_1, \dots, v_l\}$ without any specific ordering. The matrix M is of size $q \times l$ with entries m_{ij} , defined as follows: m_{ij} is the number of coordinates in the vector $u^{(i)}$ that are equal to v_j , i.e., $m_{ij} = |\{k \mid u_k^{(i)} = v_j, 1 \leq k \leq p_i\}|$. Note that these numbers must sum to $\sum_{j=1}^l m_{ij} = p_i$ for all $i \in [q]$, and each element v_j must occur at least once in the product, i.e., $\sum_{i=1}^q m_{ij} > 0$ for all $j \in [l]$.

The function $F(u)$ is not injective, i.e., there can be different vectors $u \neq u'$ with $F(u) = F(u')$. Let (l, V, M) be arbitrary, but fixed. In the following we calculate the size of the preimage $F^{-1}(l, V, M)$. Toward this goal, let $u \in F^{-1}(l, V, M)$ be an arbitrary member of this preimage. Further, let us use the notation

$$f_i^{\otimes}(u^{(i)}) = \prod_{j=1}^{p_i} f_i(u_j^{(i)}). \quad (13)$$

Observe that the product $\prod_{i=1}^q f_i^{\otimes}(u^{(i)})$ is invariant to permutations inside the vectors $u^{(i)}$. For each $u^{(i)}$, the number of such permutations is $p_i!$, but whether such permutations actually result in a different $u^{(i)}$ (and thus u) depends on how many

distinct elements of U appear in $u^{(i)}$. This is determined by the i th row of M . Hence, the number of permutations resulting in a different $u^{(i)}$ is

$$d_i = \frac{p_i!}{\prod_{j=1}^l m_{ij}!}. \quad (14)$$

The number of permutations of u , which lead to the same products (13) is hence $\mathcal{C}_M = \prod_{i=1}^q d_i$. Hence, the preimage $F^{-1}(l, V, M)$ of a given vector (l, V, M) contains $|F^{-1}(l, V, M)| = \mathcal{C}_M = \prod_{i=1}^q d_i$ elements. Note that the union of all these preimages gives $U^{\|p\|_1}$.

Each of the elements in a preimage leads to the same product on the left hand side of (11), i.e.,

$$\prod_{i=1}^q f_i^{\otimes}(u^{(i)}) = \prod_{i=1}^q \prod_{j=1}^l f_i^{m_{ij}}(v_j). \quad (15)$$

Hence, in the right hand side we sum over all combinations (l, V, M) , for each combination multiplying one element of the corresponding preimage $F^{-1}(l, V, M)$ by the size \mathcal{C}_M of this preimage. \blacksquare

Next, we state our main result on sum-product functionals on PPPs of the general form (1).

Theorem 1 (Sum-product functionals for PPPs): Let Φ be a PPP with a locally finite and diffuse intensity measure Λ . Also, let $f_i, g : \mathbb{R}^n \times \mathcal{X} \rightarrow \mathbb{R}$ with $\mathcal{X} \subseteq \mathbb{R}$ and $1 \leq i \leq q$ be non-negative measurable functions with $g(x) \leq 1$ for all $x \in \mathbb{R}^n$ and $p_i \in \mathbb{N}$ with $\|p\|_1 > 0$. Furthermore, let $X = (X_u : u \in \Phi)$ be a family of \mathcal{X} -valued i.i.d. random marks of the points in Φ . Then we have

$$\begin{aligned} & \mathbb{E}_{\Phi, X} \left[\prod_{i=1}^q \left(\sum_{u \in \Phi} f_i(u, X_u) \right)^{p_i} \prod_{v \in \Phi} g(v, X_v) \right] \\ &= \exp \left(- \int_{\mathbb{R}^n} (1 - \mathbb{E}_X [g(x, X)]) \Lambda(dx) \right) \mathbb{E}_{|\Phi|} \left[\sum_{l=1}^{\min(\|p\|_1, |\Phi|)} \sum_{M \in \mathcal{M}_l^p} \frac{\mathcal{C}_M}{l!} \prod_{i=1}^l \int_{\mathbb{R}^n} \mathbb{E}_X \left[g(x, X) \prod_{j=1}^q f_j^{m_{ij}}(x, X) \right] \Lambda(dx) \right], \end{aligned} \quad (16)$$

where X denotes a random variable with the same distribution as the i.i.d. random variables X_u . Further, \mathcal{M}_l^p is the class of all $q \times l$ matrices with non-negative integer entries for which the columns $\|m_{\cdot j}\|_1 > 0$ for $j \in [l]$ and the rows $\|m_i\|_1 = p_i$ for all $i \in [q]$, and $\mathcal{C}_M = \prod_{r=1}^q \frac{p_r!}{\prod_{s=1}^l m_{rs}!}$. Note that the expected value $\mathbb{E}_{|\Phi|}$ can be omitted iff $\Lambda(\mathbb{R}^n) = \infty$ a.s.

Proof:

$$\begin{aligned} & \mathbb{E}_{\Phi, X} \left[\prod_{i=1}^q \left(\sum_{u \in \Phi} f_i(u, X_u) \right)^{p_i} \prod_{v \in \Phi} g(v, X_v) \right] \\ & \stackrel{(a)}{=} \mathbb{E}_{\Phi, X} \left[\sum_{u \in \Phi^{\|p\|_1}} \prod_{i=1}^q \prod_{j=1}^{p_i} f_i(u_j^{(i)}, X_{u_j^{(i)}}) \prod_{v \in \Phi} g(v, X_v) \right] \\ & \stackrel{(b)}{=} \mathbb{E}_{\Phi, X} \left[\sum_{l=1}^{\min(\|p\|_1, |\Phi|)} \sum_{M \in \mathcal{M}_l^p} \mathcal{C}_M \sum_{\substack{U \subseteq \Phi \\ |U|=l}} \prod_{i=1}^q \prod_{j=1}^l f_i^{m_{ij}}(u_j, X_{u_j}) \prod_{v \in \Phi} g(v, X_v) \right] \\ & \stackrel{(c)}{=} \mathbb{E}_K \left[\sum_{l=1}^{\min(\|p\|_1, K)} \sum_{M \in \mathcal{M}_l^p} \mathcal{C}_M \mathbb{E}_{\Phi, X} \left[\sum_{\substack{U \subseteq \Phi \\ |U|=l}} \prod_{i=1}^q \prod_{j=1}^l f_i^{m_{ij}}(u_j, X_{u_j}) \prod_{v \in \Phi} g(v, X_v) \mid |\Phi| = K \right] \right] \\ & \stackrel{(d)}{=} \mathbb{E}_K \left[\sum_{l=1}^{\min(\|p\|_1, K)} \sum_{M \in \mathcal{M}_l^p} \mathcal{C}_M \mathbb{E}_{\Phi, X} \left[\sum_{\substack{U \subseteq \Phi \\ |U|=l}} \prod_{j=1}^l g(u_j, X_{u_j}) \prod_{i=1}^q f_i^{m_{ij}}(u_j, X_{u_j}) \prod_{v \in \Phi \setminus \{u_k\}_{k=1}^l} g(v, X_v) \mid |\Phi| = K \right] \right] \\ & \stackrel{(e)}{=} \mathbb{E}_K \left[\sum_{l=1}^{\min(\|p\|_1, K)} \sum_{M \in \mathcal{M}_l^p} \mathcal{C}_M \mathbb{E}_{\Phi} \left[\sum_{\substack{U \subseteq \Phi \\ |U|=l}} \prod_{j=1}^l \mathbb{E}_X \left[g(u_j, X_{u_j}) \prod_{i=1}^q f_i^{m_{ij}}(u_j, X_{u_j}) \right] \prod_{v \in \Phi \setminus \{u_k\}_{k=1}^l} \mathbb{E}_X [g(v, X_v)] \mid |\Phi| = K \right] \right] \\ & \stackrel{(f)}{=} \mathbb{E}_K \left[\sum_{l=1}^{\min(\|p\|_1, K)} \frac{1}{l!} \sum_{M \in \mathcal{M}_l^p} \mathcal{C}_M \int_{\mathbb{R}^n} \dots \int_{\mathbb{R}^n} \int_{\mathcal{N}_K} \prod_{j=1}^l \mathbb{E}_X \left[g(x_j, X_j) \prod_{i=1}^q f_i^{m_{ij}}(x_j, X_j) \right] \right. \\ & \quad \left. \cdot \prod_{v \in \Phi \setminus \{x_k\}_{k=1}^l} \mathbb{E}_X [g(v, X_v)] P_{\{x_k\}_{k=1}^l}(\mathrm{d}\varphi) \Lambda(\mathrm{d}x_1) \dots \Lambda(\mathrm{d}x_l) \right] \end{aligned} \quad (17)$$

$$\begin{aligned}
& \stackrel{(g)}{=} \mathbb{E}_K \left[\sum_{l=1}^{\min(\|p\|_1, K)} \frac{1}{l!} \sum_{M \in \mathcal{M}_l^p} \mathcal{C}_M \int_{\mathbb{R}^n} \cdots \int_{\mathbb{R}^n} \prod_{j=1}^l \mathbb{E}_X \left[g(x_j, X_j) \prod_{i=1}^q f_i^{m_{ij}}(j, X_{x_j}) \right] \right. \\
& \quad \left. \cdot \int_{\mathcal{N}_K} \prod_{v \in \varphi} \mathbb{E}_X [g(v, X_v)] P(d\varphi) \Lambda(dx_1) \cdots \Lambda(dx_l) \right] \\
& = \mathbb{E}_K \left[\sum_{l=1}^{\min(\|p\|_1, K)} \frac{1}{l!} \sum_{M \in \mathcal{M}_l^p} \mathcal{C}_M \prod_{j=1}^l \int_{\mathbb{R}^n} \mathbb{E}_X \left[g(x, X) \prod_{i=1}^q f_i^{m_{ij}}(x, X) \right] \mathbb{E}_\Phi \left[\prod_{v \in \Phi} \mathbb{E}_X [g(v, X_v)] \mid |\Phi| = K \right] \Lambda(dx) \right].
\end{aligned}$$

In (a) we apply Lemma 3 presented in Appendix A, where $U = j^{(i)}$ is defined as in Lemma 2. In (b) we have $u = \{u_1, \dots, u_{\|p\|_1}\}$ and Lemma 2 is applied; in (c) we condition on the number of points $|\Phi|$; in (d) we factor out all $g(v)$ from the rightmost product for which $v = u_j$ for some j . This is possible since all u_j are distinct (This property made necessary the use of Lemma 2). In (e) we move the expected value of the random variables X inside the sum/product since the X are i.i.d. In (f), X and X_j denote i.i.d. random variables with the same distribution as the marks X_u of Φ . Further, we apply Corollary 1, and $P_{\{x_k\}_{k=1}^l}$ denotes the Palm distribution of Φ conditioning on the points x_k , $k = 1, \dots, l$. The symbol \mathcal{N}_K denotes the space of counting measures with at most K points in all Borel sets B . Note that $\mathcal{N}_K \subseteq \mathcal{N}$. (g) holds due to Slivnyak's theorem.

Calculating the probability generating functional according to (5) yields the result. ■

Please note that in Theorem 1 there is no requirement that the f_i are different. Hence, without loss of generality we could set all $p_i = 1$ and $q = \|p\|_1$ instead. We decided, however, to present the more general case, since it reduces the number of terms that have to be evaluated on the right hand side due to the powers m_{ij} .

D. Some Special Cases

We now highlight some special cases of Theorem 1, which are of interest for the following sections.

Corollary 2 (Stationary PPPs): When the PPP is stationary with intensity λ , under the same assumptions as in Theorem 1, we have

$$\begin{aligned}
& \mathbb{E}_{\Phi, X} \left[\prod_{i=1}^q \left(\sum_{u \in \Phi} f_i(u, X_u) \right)^{p_i} \prod_{u \in \Phi} g(u, X_u) \right] \\
& = \exp \left(-\lambda \int_{\mathbb{R}^n} (1 - \mathbb{E}_X [g(x, X_x)]) dx \right) \sum_{l=1}^{\|p\|_1} \sum_{M \in \mathcal{M}_l^p} \frac{\mathcal{C}_M}{l!} \prod_{i=1}^l \lambda \int_{\mathbb{R}^n} \mathbb{E}_X \left[g(x, X_x) \prod_{j=1}^q f_j^{m_{ij}}(x, X_x) \right] dx,
\end{aligned} \tag{18}$$

where \mathcal{M}_l^p is the class of all $q \times l$ matrices with non-negative integer entries for which the columns $\|m_{\cdot j}\|_1 > 0$ for $j \in [l]$ and the rows $\|m_i\|_1 = p_i$ for $i \in [q]$, and $\mathcal{C}_M = \prod_{r=1}^q \frac{p_r!}{\prod_{s=1}^l m_{sr}!}$.

Proof: Substituting $\Lambda(U) = \lambda\mu(U)$ for all Borel sets $U \subseteq \mathbb{R}^n$ in Theorem 1 yields the result. ■

Corollary 3 (Stationary PPPs with $q = 1$): When the PPP is stationary with $q = 1$, under the same assumptions as in Theorem 1, we have

$$\begin{aligned}
& \mathbb{E}_{\Phi, X} \left[\left(\sum_{u \in \Phi} f(u, X_u) \right)^p \prod_{u \in \Phi} g(u, X_u) \right] \\
& = \exp \left(-\lambda \int_{\mathbb{R}^n} (1 - \mathbb{E}_X [g(x, X_x)]) dx \right) \sum_{l=1}^p \sum_{M \in \mathcal{M}_l^p} \frac{\mathcal{C}_M}{l!} \prod_{i=1}^l \lambda \int_{\mathbb{R}^n} \mathbb{E}_X \left[g(x, X_x) f^{m_i}(x, X_x) \right] dx,
\end{aligned} \tag{19}$$

where \mathcal{M}_l^p is the class of all vectors of length l having strictly positive integer coordinates which sum up to p , and $\mathcal{C}_M = \frac{p!}{\prod_{s=1}^l m_s!}$.

Proof: Substituting $q = 1$ in Corollary 2 yields the result. ■

Corollary 4 (Stationary PPPs with $q = 1$ and $p = 1$): When the PPP is stationary and $q = 1$, $p = 1$, under the same assumptions as in Theorem 1, we have

$$\mathbb{E}_{\Phi, X} \left[\sum_{u \in \Phi} f(u, X_u) \prod_{u \in \Phi} g(u, X_u) \right] = \exp \left(-\lambda \int_{\mathbb{R}^n} (1 - \mathbb{E}_X [g(x, X_x)]) dx \right) \lambda \int_{\mathbb{R}^n} \mathbb{E}_X \left[f(x, X_x) g(x, X_x) \right] dx. \tag{20}$$

Proof: Substituting $p = 1$ in Corollary 3 implies that $\mathcal{M}_l^p = \{(1)\}$ and $\mathcal{C}_M = 1$. ■

Note that Corollary 4 also follows from the Campbell-Mecke theorem [13] as given in (6).

III. INTERFERENCE FUNCTIONALS

A. Modeling Assumptions

We consider a wireless network with interferers distributed according to a PPP Φ with a locally finite and diffuse intensity measure Λ . All interferers transmit with the same transmission power, which we set to one. Time is slotted, and slotted ALOHA is employed for medium access control, i.e., each node in Φ accesses the channel in each time slot independently with a certain probability \wp . Let $\Phi_i \subseteq \Phi$ denote the set of interferers that are active in slot i . The interference power received at the origin o in slot i is modeled by

$$I_i = \sum_{u \in \Phi} h_i(u) \ell(u) \mathbf{1}(u \in \Phi_i). \quad (21)$$

Here, $\mathbf{1}$ denotes the indicator function, i.e.,

$$\mathbf{1}(u \in \Phi_i) = \begin{cases} 1, & u \in \Phi_i, \\ 0, & \text{else.} \end{cases} \quad (22)$$

The term $\ell(u)$ denotes the path gain from node u to o , which is assumed to be a non-negative function that decreases monotonically with $\|u\|_2$ with $\lim_{\|u\|_2 \rightarrow \infty} \ell(u) = 0$. Table I summarizes some commonly used models for the path gain, where $u \in \Phi$ is an arbitrary point, $\alpha > 2$ is the path loss exponent, and $\epsilon > 0$. The fading coefficient $h_i(u)$ denotes the channel fading state, i.e., $h_i(u)$ is a random variable that follows some distribution that depends on the fading model. Note that $h_i(u)$ are i.i.d. for different points u or different time slots i . We assume that the fading coefficients have an expected value $E[h_i(u)] = 1$. Table II shows various well-known fading models. The symbol $B_k(x)$ denotes the second modified Bessel function.

TABLE I
PATH GAIN MODELS

Model	Expression
Singular model	$\ell_s(u) = \ u\ _2^{-\alpha}$
Minimum model	$\ell_m(u) = \min(1, \ u\ _2^{-\alpha})$
ϵ model	$\ell_\epsilon(u) = \frac{1}{\epsilon + \ u\ _2^\alpha}$
Distance+1 model	$\ell_d(u) = \frac{1}{(1 + \ u\ _2)^\alpha}$

TABLE II
FADING MODELS

Fading model	Probability density function of the power, $x \geq 0$
Rayleigh	$f_h(x) = \exp(-x)$
Erlang	$f_h(x) = x^{k-1} \frac{\exp(-x)}{(k-1)!}$ for $k \in \mathbb{N} \setminus \{0\}$
Rice	$f_h(x) = \exp(-(x + \psi)/2) \left(\frac{x}{\psi}\right)^{\frac{k}{2} - \frac{1}{2}} \frac{B_{\frac{k}{2} - 1}(\sqrt{\psi x})}{2}$ for $k \in \mathbb{N}$ and $\psi \in \mathbb{R}^+$
Nakagami	$f_h(x) = x^{m-1} \frac{\exp(-xm)}{\Gamma(m)} m^m$ for $m \in \mathbb{R}^+$

B. The General Case

In the following we derive an expression for the expected value $E \left[\prod_{i=1}^q I_i^{p_i} \exp(-cI_i) \right]$ with general models for fading and path loss. This is an important result for analyzing interference in wireless networks, as it occurs in the derivation of transmission success probabilities in many scenarios. An example is the success probability in Poisson networks with Nakagami fading, as is presented in Section IV.

Theorem 2 (Interference functionals): Let $c \in \mathbb{R}$ be a constant, $p = (p_1, \dots, p_q) \in \mathbb{N}^q$ with $\|p\|_1 > 0$, and let I_i denote the interference at the origin o at time slot i as defined in (21). Then we have

$$\begin{aligned} & E_{\Phi, h, \mathbf{1}} \left[\prod_{i=1}^q I_i^{p_i} \exp(-cI_i) \right] \\ &= \exp \left(- \int_{\mathbb{R}^n} \left(1 - \prod_{j=1}^q \left(\wp E_{h_j(x)} [\exp(-ch_j(x)\ell(x))] + 1 - \wp \right) \right) \Lambda(dx) \right) E_{|\Phi|} \left[\sum_{l=1}^{\min(\|p\|_1, |\Phi|)} \sum_{M \in \mathcal{M}_l^p} \frac{\mathcal{C}_M}{l!} \right] \end{aligned} \quad (23)$$

$$\prod_{i=1}^l \int_{\mathbb{R}^n} \prod_{j=1}^q (\wp \mathbb{E}_{h_j(x)} [\exp(-ch_j(x)\ell(x)) (h_j(x)\ell(x))^{m_{ij}}] + (1-\wp) \mathbf{1}(m_{ij}=0)] \Lambda(dx),$$

where \mathcal{M}_i^p is the class of all $q \times l$ matrices with non-negative integer entries for which the columns $\|c_j\|_1 > 0$ for $j = 1, \dots, l$ and the rows $\|r_i\|_1 = p_i$ for all $i = 1, \dots, q$.

Note that the term $(1-\wp) \mathbf{1}(m_{ij}=0)$ can be omitted if $q = 1$, since all exponents $m_{ij} > 0$.

Proof: The proof is based on Theorem 1. We have

$$\begin{aligned} & \mathbb{E}_{\Phi, h, \mathbf{1}} \left[\prod_{i=1}^q I_i^{p_i} \exp(-cI_i) \right] \\ &= \mathbb{E}_{\Phi, h, \mathbf{1}} \left[\prod_{i=1}^q I_i^{p_i} \prod_{j=1}^q \exp(-cI_j) \right] \\ &= \mathbb{E}_{\Phi, h, \mathbf{1}} \left[\prod_{i=1}^q I_i^{p_i} \exp\left(-c \sum_{j=1}^q I_j\right) \right] \\ &= \mathbb{E}_{\Phi, h, \mathbf{1}} \left[\prod_{i=1}^q \left(\sum_{u \in \Phi} h_i(u) \ell_i(u) \mathbf{1}(u \in \Phi_i) \right)^{p_i} \exp\left(-c \sum_{j=1}^q \sum_{v \in \Phi} h_j(v) \ell_j(v) \mathbf{1}(v \in \Phi_j)\right) \right] \\ &= \mathbb{E}_{\Phi, h, \mathbf{1}} \left[\prod_{i=1}^q \left(\sum_{u \in \Phi} h_i(u) \ell_i(u) \mathbf{1}(u \in \Phi_i) \right)^{p_i} \prod_{v \in \Phi} \exp\left(-c \sum_{j=1}^q h_j(v) \ell_j(v) \mathbf{1}(v \in \Phi_j)\right) \right] \\ &\stackrel{(a)}{=} \exp\left(-\int_{\mathbb{R}^n} \left(1 - \mathbb{E}_{h(x), \mathbf{1}} \left[\exp\left(-c \sum_{j=1}^q h_j(x) \ell_j(x) \mathbf{1}(x \in \Phi_j)\right) \right] \right) \Lambda(dx)\right) \mathbb{E}_{|\Phi|} \left[\sum_{l=1}^{\min(\|\mathbf{p}\|_1, |\Phi|)} \sum_{M \in \mathcal{M}_l^p} \frac{\mathcal{C}_M}{l!} \right] \\ &\quad \prod_{i=1}^l \int_{\mathbb{R}^n} \mathbb{E}_{h(x), \mathbf{1}} \left[\exp\left(-c \sum_{j=1}^q h_j(x) \ell_j(x) \mathbf{1}(x \in \Phi_j)\right) \prod_{k=1}^q (h_k(x) \ell_k(x) \mathbf{1}(x \in \Phi_k))^{m_{ik}} \right] \Lambda(dx) \\ &\stackrel{(b)}{=} \exp\left(-\int_{\mathbb{R}^n} \left(1 - \prod_{j=1}^q (\wp \mathbb{E}_{h_j(x)} [\exp(-ch_j(x)\ell(x))] + 1 - \wp)\right) \Lambda(dx)\right) \mathbb{E}_{|\Phi|} \left[\sum_{l=1}^{\min(\|\mathbf{p}\|_1, |\Phi|)} \sum_{M \in \mathcal{M}_l^p} \frac{\mathcal{C}_M}{l!} \right] \\ &\quad \prod_{i=1}^l \int_{\mathbb{R}^n} \prod_{j=1}^q (\wp \mathbb{E}_{h_j(x)} [\exp(-ch_j(x)\ell(x)) (h_j(x)\ell(x))^{m_{ij}}] + (1-\wp) \mathbf{1}(m_{ij}=0)] \Lambda(dx), \end{aligned} \tag{24}$$

where (a) holds due to Theorem 1 with substituting $f_i(u, h_i(u)) = h_i(u) \ell_i(u)$, $g(u, h(v)) = \exp(-c \sum_{j=1}^q h_j(v) \ell_j(v))$, and $h(v) = (h_1(v), \dots, h_q(v))$. The terms $\mathbf{1}(x \in \Phi_j)$ denote Bernoulli random variables with $\mathbb{E}[\mathbf{1}(x \in \Phi_j)] = \wp$. (b) holds due to the independence of the fading coefficients $h_j(x)$ and $\mathbf{1}(x \in \Phi_j)$. ■

Note that, similar to Theorem 1, we can omit $\mathbb{E}_{|\Phi|}$ iff $\Lambda(\mathbb{R}^n) = \infty$ a.s.

C. Case Studies: Results for Specific Fading and Path Loss Models

In the following we calculate the expected value $\mathbb{E}_{\Phi, h, \mathbf{1}}[I \exp(-I)]$ for a stationary PPP Φ with intensity λ . This expression has to be evaluated when analyzing the outage probability in certain scenarios, e.g., in the case of Nakagami fading with $m = 2$. We have

$$\mathbb{E}_{\Phi, h, \mathbf{1}}[I \exp(-I)] = \exp\left(-\wp \lambda \int_{\mathbb{R}^n} \left(1 - \mathbb{E}_{h(x)}[\exp(-h(x)\ell(x))]\right) dx\right) \wp \lambda \int_{\mathbb{R}^n} \mathbb{E}_{h(x)}[h(x)\ell(x) \exp(-h(x)\ell(x))] dx \tag{25}$$

as a special case of Theorem 2 with $q = 1$, $p_1 = 1$, and $c = 1$.

The expected values within the integrals depend on the specific fading model. The results for the fading models in Table II and the singular path gain are presented in Table III. Substituting these expressions yields the final results.

As an example, for Rayleigh fading, the singular path gain, and a two-dimensional stationary PPP Φ with intensity λ we have

$$\begin{aligned} \mathbb{E}_{\Phi, h, \mathbf{1}}[I \exp(-I)] &= \wp \lambda \int_{\mathbb{R}^2} \frac{\ell(x)}{(1 + \ell(x))^2} dx \exp\left(-\wp \lambda \int_{\mathbb{R}^2} \left(1 - \frac{1}{1 + \ell(x)}\right) dx\right) \\ &= \delta \kappa \exp(-\kappa), \end{aligned} \tag{26}$$

TABLE III
EXPECTED VALUES FOR DIFFERENT FADING MODELS. VALUES CAN BE SUBSTITUTED INTO (25).

Fading model	$E_{h(x)}[\exp(-h(x)\ell(x))]$	$E_{h(x)}[h(x)\ell(x)\exp(-h(x)\ell(x))]$
Rayleigh	$\frac{1}{1+\ell(x)}$	$\frac{\ell(x)}{(1+\ell(x))^2}$
Erlang with $k = 2$	$\frac{1}{(1+\ell(x))^2}$	$\frac{2\ell(x)}{(1+\ell(x))^3}$
Erlang	$\frac{1}{(1+\ell(x))^k}$	$\frac{k\ell(x)}{(1+\ell(x))^{k+1}}$
Rice	$\exp\left(-\frac{\psi\ell(x)}{1+2\ell(x)}\right) (1+2\ell(x))^{-\frac{k}{2}}$	$\exp\left(-\frac{\psi\ell(x)}{1+2\ell(x)}\right) \ell(x) \frac{k+\psi+2k\ell(x)}{(1+2\ell(x))^{2+\frac{k}{2}}}$
Nakagami	$\left(\frac{m}{m+\ell(x)}\right)^m$	$\ell(x) \left(\frac{m}{m+\ell(x)}\right)^{m+1}$

where $\delta = \frac{2}{\alpha}$, $\kappa = \frac{\varphi\lambda\pi}{\text{sinc}(\delta)}$, and $\text{sinc}(x) = \frac{\sin(\pi x)}{\pi x}$. Fig. 1 shows a plot of (26) over the intensity λ for different path loss exponents α with $\varphi = 1$. As can be seen, the expected value possesses a peak at a certain density of interferers, which depends on α . For increasing densities the expected value approaches zero, i.e., $\lim_{\lambda \rightarrow \infty} E[I \exp(-I)] = 0$ for all $\alpha > 2$.

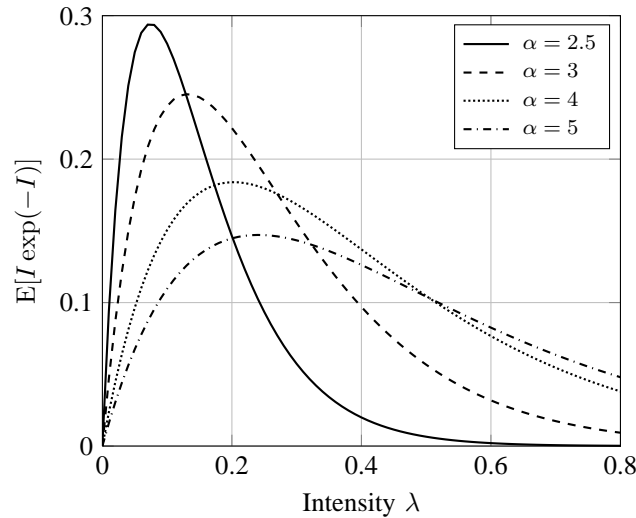


Fig. 1. Expected value $E[I \exp(-I)]$ given in (26) over the intensity of interferers for different path loss exponents α with $\varphi = 1$.

For the special case of $\alpha = 4$ (i.e., $\delta = \frac{1}{2}$) we get

$$E_{\Phi, h, 1}[I \exp(-I)] = \frac{1}{4} \varphi \lambda \pi^2 \exp\left(-\frac{\varphi \lambda \pi^2}{2}\right), \quad (27)$$

which coincides with the result calculated using the pdf of the interference (Equation (3.22) in [5]).

Next, we generalize this result by computing the expected value $E[I^k \exp(-I)]$ for $k \in \mathbb{N}$. As an intermediate result, for $i \in \mathbb{N}$, the expected value $E_{h(u)}[(h(u)\ell(u))^i \exp(-h(u)\ell(u))]$ is given by

$$E_{h(u)}[(h(u)\ell(u))^i \exp(-h(u)\ell(u))] = \frac{i! \ell^i(u)}{(1+\ell(u))^{i+1}}. \quad (28)$$

Substituting this expression into (23) allows the calculation of $E_{\Phi, h(u)}[I^k \exp(-I)]$. Some example expressions for $k = 2, 3, 4$ are presented in (29), (30), and (31), respectively. Here, again $\delta = \frac{2}{\alpha}$, $\kappa = \frac{\varphi\lambda\pi}{\text{sinc}(\delta)}$, and $\text{sinc}(x) = \frac{\sin(\pi x)}{\pi x}$.

Note that the results for calculating $E[I^k \exp(-I)]$ for $k \in \mathbb{N}$ for Rayleigh fading can be generalized to any fading distribution with the property $E[h_i^\delta(x)] < \infty$ due to the equivalence of the propagation process [33]. This can be done by replacing λ by $\lambda' = \lambda \frac{E[h_i^\delta(x)]}{\Gamma(\delta+1)}$ in (26), (27), and (29)-(31). For example, in the case of Nakagami fading, where $h_i(x)$ follows a Gamma distribution (see Table II), the corresponding moment is given by

$$E[h_i^\delta(x)] = m^\delta \frac{\Gamma(\delta+m)}{\Gamma(m)}. \quad (32)$$

$$\mathbb{E}[I^2 \exp(-I)] = \exp(-\kappa) \kappa (\delta(1-\delta) + 2\kappa\delta). \quad (29)$$

$$\mathbb{E}[I^3 \exp(-I)] = \exp(-\kappa) \kappa \frac{\delta^2(\alpha-1)(\alpha-2) + 2\kappa(6(\alpha-2) + 4\kappa)}{\alpha}. \quad (30)$$

$$\mathbb{E}[I^4 \exp(-I)] = \exp(-\kappa) \kappa \frac{4\alpha(\alpha-1)(\alpha-2)(3\alpha-2) + 2\kappa(2\alpha(\alpha-2)(11\alpha-14) + 8\kappa(3\alpha(\alpha-2) + \kappa\alpha))}{\alpha^5}. \quad (31)$$

D. Derivations using the Laplace Transform

An alternative approach for deriving the expected value $\mathbb{E}[I^k \exp(-sI)]$, for $k \in \mathbb{N}$ and $s \in \mathbb{R}^+$, which is a special case of the results derived in the previous sections, is by applying the Laplace transform of the interference (cf. [5]). We have

$$\mathbb{E}_{\Phi, h, \mathbf{1}}[I^k \exp(-sI)] = (-1)^k L_I^{(k)}(s), \quad (33)$$

where $L_I(s)$ is the Laplace transform of the interference.

As an example, we consider the Laplace transform for the singular path-loss model and Rayleigh fading (see [5], (3.21)) with transmitter density $\wp\lambda$ given by

$$L_I(s) = \exp\left(-\wp\lambda\pi s^\delta \frac{\pi\delta}{\sin(\pi\delta)}\right), \quad (34)$$

with $\delta = 2/\alpha$. When taking the first derivative of this expression and evaluate $-L_I'(1)$, this yields (26). For the second, third and fourth derivative we get (29)-(31).

IV. TEMPORAL DEPENDENCE OF OUTAGE UNDER NAKAGAMI FADING

The temporal correlation of link outages under Rayleigh fading has been derived in [9]. In the following we derive the result for the more general Nakagami fading model. For simplification we assume $m \in \mathbb{N}$ throughout this section.

A. Derivation of Outage Probabilities

In this section we apply the following network model: A source S transmits data packets to a destination D within a stationary Poisson field Φ of interferers with intensity λ . Let $d = \|D - S\|_2$ denote the distance between S and D . Slotted ALOHA is employed, i.e., each interferer transmits in each slot with probability \wp . Fading is assumed to be Nakagami with parameter m , i.e., $h \sim \Gamma(m, \frac{1}{m})$ with $m > 0$. Let A_k denote the event that a transmission from S to D is successful at slot k . We assume that the event A_k occurs iff $\text{SIR} \geq \theta$ for some constant threshold θ , where $\text{SIR} = \frac{h_k \ell(d)}{I_k}$ denotes the signal-to-interference ratio. Here, I_k is defined as in (21). Further, let $\theta_{SD} = \frac{\theta}{\ell(d)}$ denote the receiver threshold divided by the path gain from S to D . We start by deriving an expression for $\mathbb{P}[A_k]$.

Theorem 3 (Transmission success probability): The success probability of a single transmission assuming Nakagami fading is

$$\begin{aligned} \mathbb{P}[A_k] &= \exp\left(-\wp\lambda \int_{\mathbb{R}^2} \left(1 - (1 + \theta_{SD}\ell(x))^{-m}\right) dx\right) \\ &\quad \left(1 + \sum_{i=1}^{m-1} \frac{1}{i!} \sum_{l=1}^i \sum_{M \in \mathcal{M}_l^{(i)}} \frac{\mathcal{C}_M}{l!} \prod_{j=1}^l \wp\lambda \frac{\Gamma(m + m_{j1})}{\Gamma(m)} \int_{\mathbb{R}^2} \frac{(\theta_{SD}\ell(x))^{m_{j1}}}{(1 + \theta_{SD}\ell(x))^{m+m_{j1}}} dx\right), \end{aligned} \quad (35)$$

where $M \in \mathbb{N}^l$ is a vector of length l .

Proof: The probability of the event A_k in an arbitrary time slot k is given by

$$\begin{aligned} \mathbb{P}[A_k] &= \mathbb{P}[h_k > \theta_{SD} I_k] \\ &\stackrel{(a)}{=} \mathbb{E}_{\Phi, h, \mathbf{1}} \left[\sum_{i=0}^{m-1} \frac{1}{i!} (m\theta_{SD} I_k)^i \exp(-m\theta_{SD} I_k) \right] \\ &= \sum_{i=0}^{m-1} \frac{1}{i!} (m\theta_{SD})^i \mathbb{E}_{\Phi, h, \mathbf{1}} [I_k^i \exp(-m\theta_{SD} I_k)] \\ &\stackrel{(b)}{=} \exp\left(-\wp\lambda \int_{\mathbb{R}^2} \left(1 - (1 + \theta_{SD}\ell(x))^{-m}\right) dx\right) \\ &\quad \left(1 + \sum_{i=1}^{m-1} \frac{1}{i!} \sum_{l=1}^i \sum_{M \in \mathcal{M}_l^{(i)}} \frac{\mathcal{C}_M}{l!} \prod_{j=1}^l \wp\lambda \frac{\Gamma(m + m_{j1})}{\Gamma(m)} \int_{\mathbb{R}^2} \frac{(\theta_{SD}\ell(x))^{m_{j1}}}{(1 + \theta_{SD}\ell(x))^{m+m_{j1}}} dx\right), \end{aligned} \quad (36)$$

where in (a) the sum representation of the ccdf of the gamma distribution for integer m is substituted. (b) holds due to Theorem 2 for $i > 0$ and (5) for $i = 0$. Further, we calculate the expected values E_{h_i} (see Table III, Nakagami fading). ■

Note that in this section the letter m is used in two ways: we use m as the parameter for fading while m_{ij} indicates an element in the matrix M .

Next, we derive the joint probability of success in two different time slots r, s .

Theorem 4 (Joint transmission success probability): Let $r, s \in \mathbb{N}$ with $r \neq s$ denote two time slots. Then the probability of transmission success in both slots is given by

$$\begin{aligned} P[A_r, A_s] &= \exp\left(-\lambda \int_{\mathbb{R}^2} 1 - \left(\wp(1 + \theta_{SD}\ell(x))^{-m} + 1 - \wp\right)^2 dx\right) \left(1 + \sum_{i=0}^{m-1} \sum_{\substack{j=0 \\ i+j>0}}^{m-1} \frac{1}{i!j!}\right) \\ &\sum_{l=1}^{\|p\|_1} \sum_{M \in \mathcal{M}_l^p} \frac{C_M}{l!} \prod_{k=1}^l \lambda \int_{\mathbb{R}^2} \left(\wp \frac{\Gamma(m + m_{k1})(\theta_{SD}\ell(x))^{m_{k1}}}{\Gamma(m)(1 + \theta_{SD}\ell(x))^{m+m_{k1}}} + (1 - \wp) \mathbf{1}(m_{k1} = 0)\right) \\ &\left(\wp \frac{\Gamma(m + m_{k2})(\theta_{SD}\ell(x))^{m_{k2}}}{\Gamma(m)(1 + \theta_{SD}\ell(x))^{m+m_{k2}}} + (1 - \wp) \mathbf{1}(m_{k2} = 0)\right) dx \end{aligned} \quad (37)$$

with symbols defined as in Theorem 2. Here, $\mathbf{1}(m_{k1} = 0)$ denotes the indicator variable being one for $m_{k1} = 0$, and else zero.

Proof: We start the derivation by substituting the definition of the events A_r and A_s and get

$$\begin{aligned} P[A_r, A_s] &= P[h_r > \theta_{SD}I_r, h_s > \theta_{SD}I_s] \\ &= E_{\Phi, h, \mathbf{1}} \left[\sum_{i=0}^{m-1} \frac{1}{i!} (m\theta_{SD}I_r)^i \exp(-m\theta_{SD}I_r) \sum_{j=0}^{m-1} \frac{1}{j!} (m\theta_{SD}I_s)^j \exp(-m\theta_{SD}I_s) \right] \\ &= \sum_{i=0}^{m-1} \sum_{j=0}^{m-1} \frac{1}{i!j!} (m\theta_{SD})^{i+j} E_{\Phi, h, \mathbf{1}} [I_r^i I_s^j \exp(-m\theta_{SD}(I_r + I_s))] . \end{aligned} \quad (38)$$

To be able to calculate this probability we have to derive an expression for the expected value in the last line. Here we distinguish two cases: For the case $i + j > 0$ we apply Theorem 2, which gives

$$\begin{aligned} &E_{\Phi, h, \mathbf{1}} [I_r^i I_s^j \exp(-m\theta_{SD}(I_r + I_s))] \\ &= E_{\Phi, h, \mathbf{1}} \left[\left(\sum_{u \in \Phi} h_r(u) \ell(u) \mathbf{1}(u \in \Phi_r) \right)^i \left(\sum_{v \in \Phi} h_s(v) \ell(v) \mathbf{1}(v \in \Phi_s) \right)^j \right. \\ &\quad \left. \exp\left(-m\theta_{SD} \sum_{w \in \Phi} \ell(w) (h_r(w) \mathbf{1}(w \in \Phi_r) + h_s(w) \mathbf{1}(w \in \Phi_s))\right) \right] \\ &\stackrel{(a)}{=} \exp\left(-\lambda \int_{\mathbb{R}^2} \left(1 - (\wp E_{h_r(x)} [\exp(-m\theta_{SD}h_r(x)\ell(x))] + 1 - \wp) \right. \right. \\ &\quad \left. \left. (\wp E_{h_s(x)} [\exp(-m\theta_{SD}h_s(x)\ell(x))] + 1 - \wp) dx\right) \right) \\ &\sum_{l=1}^{\|p\|_1} \sum_{M \in \mathcal{M}_l^p} \frac{C_M}{l!} \prod_{k=1}^l \lambda \int_{\mathbb{R}^2} (\wp E_{h_r(x)} [\exp(-m\theta_{SD}h_r(x)\ell(x)) (h_r(x)\ell(x))^{m_{k1}}] + (1 - \wp) \mathbf{1}(m_{k1} = 0)) \\ &\quad (\wp E_{h_s(x)} [\exp(-m\theta_{SD}h_s(x)\ell(x)) (h_s(x)\ell(x))^{m_{k2}}] + (1 - \wp) \mathbf{1}(m_{k2} = 0)) dx \\ &\stackrel{(b)}{=} \exp\left(-\lambda \int_{\mathbb{R}^2} 1 - \left(\wp(1 + \theta_{SD}\ell(x))^{-m} + 1 - \wp\right)^2 dx\right) \\ &\sum_{l=1}^{\|p\|_1} \sum_{M \in \mathcal{M}_l^p} \frac{C_M}{l!} \prod_{k=1}^l \lambda \int_{\mathbb{R}^2} \left(\wp \frac{\Gamma(m + m_{k1})(\theta_{SD}\ell(x))^{m_{k1}}}{\Gamma(m)(1 + \theta_{SD}\ell(x))^{m+m_{k1}}} + (1 - \wp) \mathbf{1}(m_{k1} = 0)\right) \\ &\quad \left(\wp \frac{\Gamma(m + m_{k2})(\theta_{SD}\ell(x))^{m_{k2}}}{\Gamma(m)(1 + \theta_{SD}\ell(x))^{m+m_{k2}}} + (1 - \wp) \mathbf{1}(m_{k2} = 0)\right) dx , \end{aligned} \quad (39)$$

where $p = (i, j)$. In the above expression, (a) holds due to Theorem 2 and in (b) we calculated the expected values of the gamma distributed random variables $h \sim \Gamma(m, \frac{1}{m})$.

For the case $i + j = 0$ we apply (5), such that

$$\begin{aligned} & \mathbb{E}_{\Phi, h, \mathbf{1}} [\exp(-m\theta_{SD}(I_r + I_s))] \\ & \stackrel{(a)}{=} \exp\left(-\lambda \int_{\mathbb{R}^2} \left(1 - (\wp \mathbb{E}_{h_r(x)} [\exp(-m\theta_{SD}h_r(x)\ell(x))] + 1 - \wp) \right. \right. \\ & \quad \left. \left. (\wp \mathbb{E}_{h_s(x)} [\exp(-m\theta_{SD}h_s(x)\ell(x))] + 1 - \wp) \right) dx\right) \\ & \stackrel{(b)}{=} \exp\left(-\lambda \int_{\mathbb{R}^2} 1 - (\wp(1 + \theta_{SD}\ell(x))^{-m} + 1 - \wp)^2 dx\right). \end{aligned} \quad (40)$$

Here, (a) holds due to (5) and in (b) we calculate the expected values over $h \sim \Gamma(m, \frac{1}{m})$. ■

If we, for example, substitute the singular path-loss model into (35), we get the following result.

Corollary 5 (Transmission success probability with singular path loss): For the singular path loss model $\ell(x) = \|x\|_2^{-\alpha}$ we have

$$\begin{aligned} \mathbb{P}[A_k] &= \exp\left(-\wp\lambda \frac{\pi\theta_{SD}^\delta \Gamma(1-\delta)\Gamma(m+\delta)}{\Gamma(m)}\right) \\ & \quad \left(1 + \sum_{i=1}^{m-1} \frac{1}{i!} \sum_{l=1}^i \left(\frac{\wp\lambda\delta\pi\theta_{SD}^\delta \Gamma(m+\delta)}{\Gamma(m)}\right)^l \sum_{M \in \mathcal{M}_l^{(i)}} \frac{\mathcal{C}_M}{l!} \prod_{j=1}^l \Gamma(m_{j1} - \delta)\right). \end{aligned} \quad (41)$$

Proof: Substituting $\ell(x) = \|x\|_2^{-\alpha}$ and $\wp = 1$ into Theorem 3 yields the result. ■

Next, we substitute the singular path-loss model and $\wp = 1$ into (37).

Corollary 6 (Joint transmission success probability with singular path loss): For the singular path loss model $\ell(x) = \|x\|_2^{-\alpha}$ and $\wp = 1$ we have

$$\begin{aligned} \mathbb{P}[A_r, A_s] &= \exp\left(-\lambda \frac{\pi\theta_{SD}^\delta \Gamma(1-\delta)\Gamma(2m+\delta)}{\Gamma(2m)}\right) \left(1 + \sum_{i=0}^{m-1} \sum_{\substack{j=0 \\ i+j>0}}^{m-1} \frac{1}{i!j!} \sum_{l=1}^{i+j} \left(\frac{\lambda\delta\pi\theta_{SD}^\delta \Gamma(2m+\delta)}{\Gamma^2(m)}\right)^l \right. \\ & \quad \left. \sum_{M \in \mathcal{M}_l^{(i,j)}} \frac{\mathcal{C}_M}{l!} \prod_{k=1}^l \frac{\Gamma(m+m_{k1})\Gamma(m+m_{k2})\Gamma(m_{k1}+m_{k2}-\delta)}{\Gamma(m_{k1}+m_{k2}+2m)}\right). \end{aligned} \quad (42)$$

Proof: Substituting $\ell(x) = \|x\|_2^{-\alpha}$ and $\wp = 1$ into Theorem 4 yields the result. ■

B. Outage Probability for the Singular Path Loss

In the following, plots of (41) and (42) are presented. Fig. 2 shows the outage probability $\mathbb{P}[\bar{A}_k] = 1 - \mathbb{P}[A_k]$ over the interferers' intensity λ . The following observations can be made: Firstly, the outage probability is higher for higher intensity λ and hence higher interference, with a non-linear dependence. In the limit, the outage probability approaches one, i.e., $\lim_{\lambda \rightarrow \infty} (1 - \mathbb{P}[A_k]) = 1$. Secondly, for high values of the path loss exponent α the attenuation of both the received signal and the interference is higher than for low values. In the scenario presented in Fig. 2, the attenuation effect is stronger for interference than for the received signal. Hence, the outage probability is lower for high path loss exponents α .

In addition to the theoretical results, Fig. 2 also shows simulation results to provide a validation of the results. As can be seen, simulations and theory do indeed match very well.

To explore this effect in more detail, in Fig. 3 the impact of the path loss exponent α is shown. As can be seen, the dependence of $\mathbb{P}[A_k]$ on α is monotonic for the plotted parameters. For α close to two the success probability is very low and approaching zero, as expected in case of a stationary PPP of interferers on the plane; for higher values it is monotonically increasing. If we further increase α beyond the range of the plot, the success probability approaches a limiting value, which is given by $\lim_{\alpha \rightarrow \infty} \mathbb{P}[A_k] = \exp(-\mu)$ with $\mu = d^2\pi\lambda$ being the expected number of interferers in a circle with radius d around D . This behavior can be explained by recalling the modeling assumptions: A successful transmission is defined as the event that the SIR is above a certain threshold, i.e., neither consider noise nor receiver sensitivity. As the path loss gets large, the success probability exhibits a hard-core behavior, since any node closer to the receiver than the transmitter would cause overwhelming interference. Hence, the success probability is equal to the probability that there is no interferer in the disk of radius d centered at the destination.

Another interesting observation can be made in Fig. 3: The two parameters α and m have a joint impact on the success probability. For small α , more severe fading, i.e., smaller values of m , leads to high success probabilities. This can be explained by the fact that small α lead to strong interference, which can be partly mitigated by harsh fading conditions. Hence, in this regime fading diminishes interference stronger than it diminishes the received signal. For higher values of α this trend is inverted. Here, although interference can still be reduced by severe fading, its impact on the received signal is dominant. In between there is a certain value of α for which the parameter m plays no role at all. This value depends on the parameters λ , θ , and d .

Further, in Fig. 4 a plot of the outage probability over the interferer intensity λ for different values of the Nakagami parameter m is shown. Again, we see that for a certain value of λ (which is at about $\lambda = 0.0742$), similar as for α in Fig. 3, the curves for different m intersect at a common point. For densities λ below this threshold outage increases with m , while for λ above this threshold this trend is inverted.

Finally, Fig. 5 shows a plot of the outage probability over the path loss exponent α for different values of m . The special feature of this plot is that the distance between transmitter and receiver d is chosen in a way such that $d^\alpha = 4$ over the whole range of values for α . Again, the lines overlap at a common point, which is at about $\alpha = 2.1$. When further increasing α , the difference of the outage probabilities for different m increases to a maximum, and then starts decreasing. When further increasing the path loss exponent α , with the given parameters the outage probability approaches the limit $\lim_{\alpha \rightarrow \infty} P[\bar{A}_k] \approx 0.0309276$, independent of m .

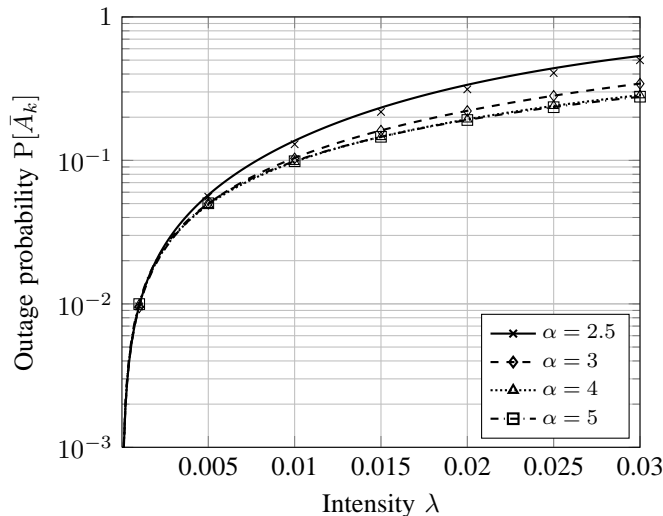


Fig. 2. Outage probability $P[\bar{A}_k]$ given in (41) over the interferer intensity λ . Lines indicate the theoretical results while marks are simulation results. Parameters are $m = 3$, $\theta = 0.5$, and $d = 2$.

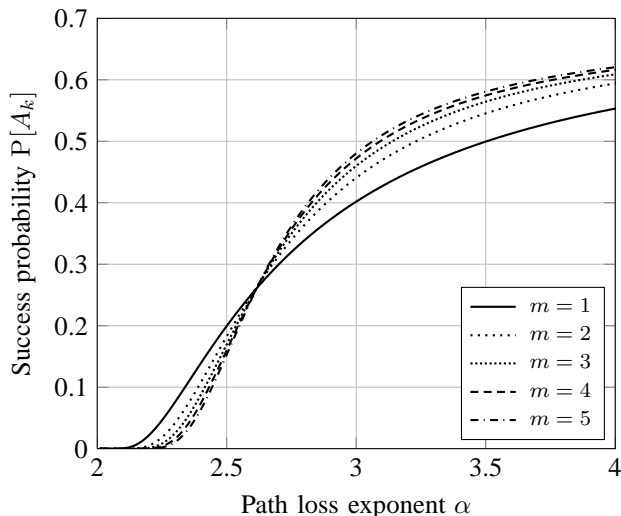


Fig. 3. Transmission success probability $P[A_k]$ given in (41) over the path loss exponent α . Parameters are $\lambda = 0.03$, $\theta = 1$, and $d = 2$.

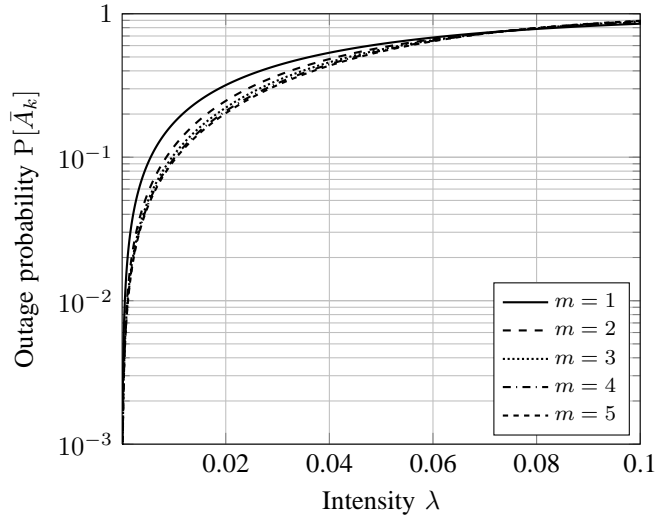


Fig. 4. Outage probability $P[\bar{A}_k]$ given in (41) over the interferer intensity λ . Parameters are $\alpha = 3$, $\theta = 0.5$, and $d = 2$.

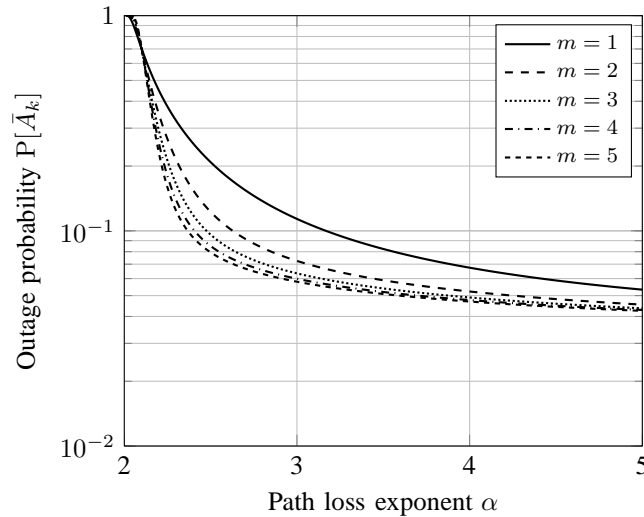


Fig. 5. Outage probability $P[\bar{A}_k]$ given in (41) over the path loss exponent α . Parameters are $\lambda = 0.01$, $\theta = 0.5$, and $d = \sqrt[4]{4}$.

C. Joint Outage Probability for the Singular Path Loss

Next, we investigate the joint outage probability of two transmissions in different time slots. Let therefore \bar{A}_r denote the complementary event of A_r , i.e., that the transmission in slot r is in outage. We can calculate the joint outage probability by $P[\bar{A}_r, \bar{A}_s] = 1 - P[A_r] - P[A_s] + P[A_r, A_s]$, which is shown in Fig. 6. Overall, the plot shows similar trends as the one in Fig. 2, with the obvious difference that for the given parameters the joint outage probability $P[\bar{A}_r, \bar{A}_s]$ is smaller than the outage probability $1 - P[A_k]$ of a single transmission for all $\lambda > 0$.

There is one small detail, which is very interesting in Fig. 6: Similar to the impact of the fading parameter m (see Fig. 3), also the influence of the path loss exponent α on the outage probability is determined by the values of other parameters. In particular, for small intensities λ — in the low interference regime — lower path loss exponents are beneficial (left side of the plot). For high intensities λ — in the high interference regime — this trend is inverted (right side of the plot). Here, high path loss exponents α significantly reduce the interference; and this effect is stronger than the degradation of the received signal due to the higher α . Between these two extremes there is a non-monotonic dependence on α , as can be seen in the plot, e.g., for $\lambda = 0.015$.

Next, we compare the probability of two transmissions both being successful for the following two cases: Firstly, interference is dependent due to the same set of interferers. In this case the joint success probability is given by $P[A_r, A_s]$. Secondly, interference is assumed to be independent. Here, the joint success probability can be simply calculated by $(P[A_k])^2$. This case is presented for comparison reasons and to highlight the impact of correlated interference on the success probabilities. It resembles the scenario where interferers are mobile and the time slots a far away from each other. A plot of these expressions

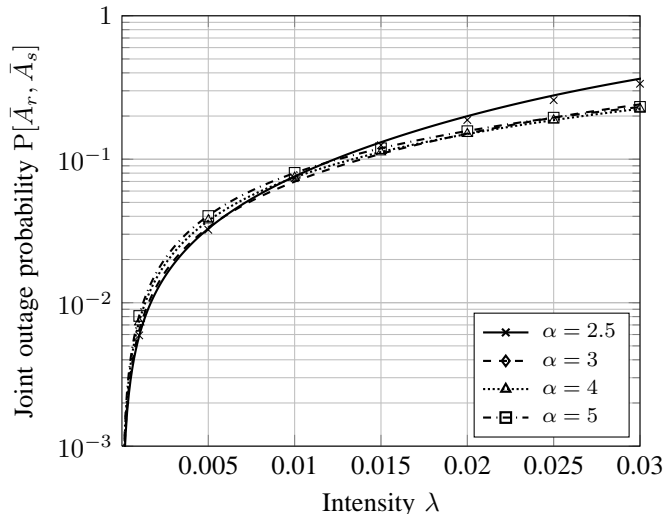


Fig. 6. Probability of two transmissions being in outage $P[\bar{A}_r, \bar{A}_s]$ given in (42) over interferer intensity λ . Lines indicate theoretical results while marks show simulation results. Parameters are $m = 3$, $\theta = 0.5$, and $d = 2$.

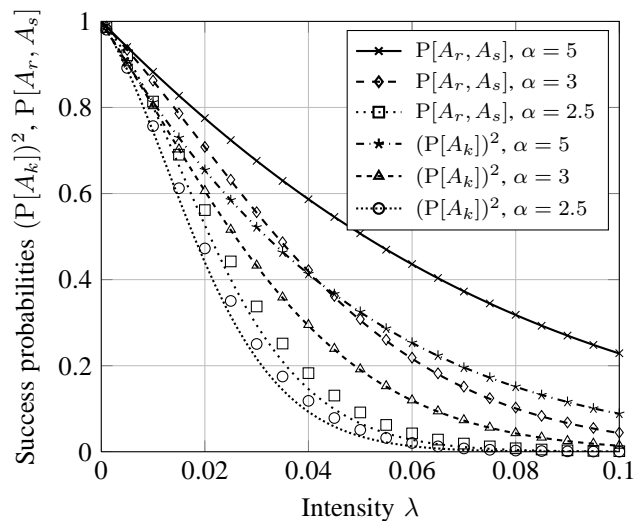


Fig. 7. A comparison between the dependent interference case $P[A_r, A_s]$ (lines) given in (42) and the independent interference case $(P[A_k])^2$ (marks) given in (41) over interferer intensity λ . Lines indicate analytical results while marks indicate simulation results. Parameters are $m = 3$, $\theta = 0.5$, and $d = 2$.

is presented in Fig. 7. We can see that for equal parameters the dependent interference case always shows higher values than the independent interference case. This effect stems from the positive correlation of interference in the two time slots r and s . Similar effects occur in the case of Rayleigh fading and cooperative relaying, as shown in [10].

Finally, we investigate the probability that at least one out of two transmissions is successful, again for both the dependent and the independent interference case. This scenario is sometimes denoted as time diversity or retransmission scenario. For the dependent interference case, the probability of at least one successful transmission is given by $P[A_r] + P[A_s] - P[A_r, A_s]$. For the independent interference case, we can calculate this probability by $1 - (1 - P[A_k])^2$. A plot of these probabilities is presented in Fig. 8. As can be seen, the success probabilities for independent interference are higher than the ones for the dependent interference. Note that it is the other way around in Fig. 7. This can be explained by the fact that for highly correlated interference (which is the case in the plot due to $\varphi = 1$) it is very likely that either both transmissions are successful or both are not. Hence, the probability of having exactly one of two transmissions being successful is relatively low in this case. Therefore, the probability of at least one transmission being successful is also reduced.

Note that the success probabilities monotonically depend on θ and hence similar trends will occur for different values of θ .

V. CONCLUDING REMARKS AND FUTURE WORK

Interference is considered to be one of the key factors limiting the performance of distributed wireless networks. A good model of the interference and its space-time dynamics is an important asset for performance assessments. This paper contributes

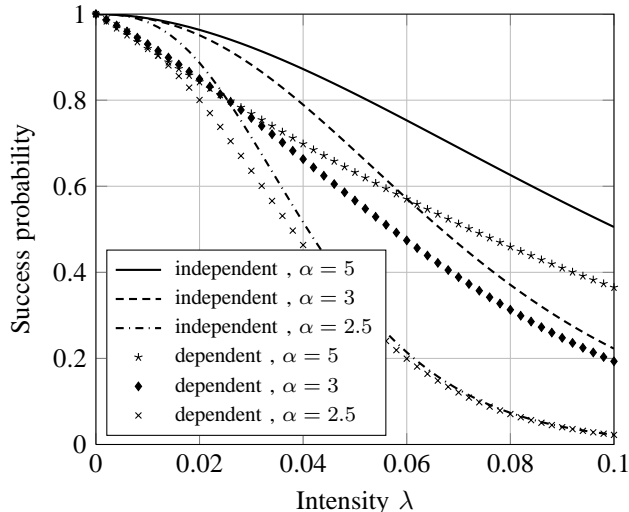


Fig. 8. The probability that at least one out of two transmissions is successfully received over interferer intensity λ . Lines indicate independent interference while marks indicate dependent interference. Parameters are $m = 3$, $\theta = 0.5$, and $d = 2$.

to this aspect in multiple ways.

Firstly, we extended the toolbox of stochastic geometry to allow the calculation of very general functionals of PPPs. In particular, we proved a theorem that provides an expression for the general functional $E_{\Phi, X} [\prod_{i=1}^q (\sum_{u \in \Phi} f_i(u, X_u))^{p_i} \prod_{u \in \Phi} g(u, X_u)]$. This result can be seen as an extension of the well-known Campbell-Mecke theorem for the PPP.

Secondly, we applied this general result, which has a broad range of applications, to interference in wireless networks. This allowed us to calculate the expected value $E [\prod_{i=1}^q I_i^{p_i} \exp(-cI_i)]$. This result can be applied to different scenarios: Similar expressions occur, e.g., when calculating the outage probability of cooperative communications.

Thirdly, we highlighted one of these examples, namely calculating the joint outage probability of several transmissions under Nakagami fading. This derivation holds for any path loss model; as a case study, we presented the result for the singular path loss model. The intention is to sketch the path going from the general result to the final expression for a particular path loss model.

Our goal for future work is to further extend the tools of stochastic geometry for use in wireless settings. In particular, we will consider more sophisticated medium access, departing from ALOHA and aiming for CSMA. Modeling a CSMA network will involve hard-core point processes, for which fewer mathematical tools are available.

ACKNOWLEDGMENTS

This work has been supported by the Austrian Science Fund (FWF) grant P24480-N15 (Dynamics of Interference in Wireless Networks) and KWF/EFRE grant 20214/20777/31602 (Research Days), the European social fund, a research leave grant from the University of Klagenfurt, and Greek national funds through the program “Education and Lifelong Learning” of the NSRF program “THALES investing in knowledge society through the European Social Fund”. Also the support of the U.S. NSF (grant CCF 1216407) is gratefully acknowledged.

REFERENCES

- [1] S. Katti, S. Gollakota, and D. Katabi, “Embracing wireless interference: Analog network coding,” *ACM SIGCOMM Comput. Commun. Rev.*, vol. 37, pp. 397–408, Aug. 2007.
- [2] B. Kellogg, A. Parks, S. Gollakota, J. R. Smith, and D. Wetherall, “Wi-Fi backscatter: Internet connectivity for RF-powered devices,” in *Proc. ACM SIGCOMM*, (Chicago, IL, USA), Aug. 2014.
- [3] M. Honig, U. Madhow, and S. Verdu, “Blind adaptive multiuser detection,” *IEEE Trans. Inf. Theory*, vol. 41, pp. 944–960, July 1995.
- [4] J. Andrews, “Interference cancellation for cellular systems: a contemporary overview,” *IEEE Wireless Commun. Mag.*, vol. 12, pp. 19–29, Apr. 2005.
- [5] M. Haenggi and R. Ganti, *Interference in Large Wireless Networks*. now publishing, 2009.
- [6] R. Ganti and M. Haenggi, “Spatial and temporal correlation of the interference in ALOHA ad hoc networks,” *IEEE Commun. Lett.*, vol. 13, pp. 631–633, Sept. 2009.
- [7] U. Schilcher, C. Bettstetter, and G. Brandner, “Temporal correlation of interference in wireless networks with Rayleigh fading,” *IEEE Trans. on Mobile Computing*, vol. 11, pp. 2109–2120, Dec. 2012.
- [8] R. Tanbourgi, H. S. Dhillon, J. G. Andrews, and F. K. Jondral, “Effect of spatial interference correlation on the performance of maximum ratio combining,” *IEEE Trans. Wireless Commun.*, vol. 13, pp. 3307–3316, June 2014.
- [9] M. Haenggi and R. Smarandache, “Diversity polynomials for the analysis of temporal correlations in wireless networks,” *IEEE Trans. Wireless Commun.*, vol. 12, pp. 5940–5951, Nov. 2013.

- [10] U. Schilcher, S. Toumpis, A. Crismani, G. Brandner, and C. Bettstetter, "How does interference dynamics influence packet delivery in cooperative relaying?," in *Proc. ACM/IEEE Intern. Conf. on Modeling, Analysis and Simulation of Wireless and Mobile Systems (MSWiM)*, Nov. 2013.
- [11] R. Tanbourgi, H. S. Dhillon, J. G. Andrews, and F. K. Jondral, "Dual-branch MRC receivers under spatial interference correlation and Nakagami fading," *IEEE Trans. Commun.*, vol. 62, pp. 1830–1844, June 2014.
- [12] M. Haenggi, J. G. Andrews, F. Baccelli, O. Dousse, and M. Franceschetti, "Stochastic geometry and random graphs for the analysis and design of wireless networks," *IEEE Journal on Selected Areas in Communications*, vol. 27, pp. 1029–1046, Sept. 2009.
- [13] M. Haenggi, *Stochastic Geometry for Wireless Networks*. Cambridge University Press, 2013.
- [14] D. Stoyan, W. S. Kendall, and J. Mecke, *Stochastic Geometry and Its Applications*. John Wiley & Sons Ltd, 1995.
- [15] N. A. C. Cressie, *Statistics for Spatial Data*. John Wiley & Sons, 1993.
- [16] F. Baccelli and B. luszczyszyn, *Stochastic Geometry and Wireless Networks, Volume I: Theory*. now publishing, 2009.
- [17] F. Baccelli and B. luszczyszyn, *Stochastic Geometry and Wireless Networks, Volume II: Applications*. now publishing, 2009.
- [18] M. Nakagami, "The m -distribution — a general formula of intensity distribution of rapid fading," in *Proc. Statistical Methods in Radio Wave Propagation*, (Los Angeles, CA, USA), pp. 3–36, June 1958.
- [19] M. Haenggi, "Outage, local throughput, and capacity of random wireless networks," *IEEE Trans. Wireless Commun.*, vol. 8, Aug. 2009.
- [20] U. Schilcher, C. Bettstetter, and G. Brandner, "Temporal correlation of interference: Cases with correlated traffic," in *Proc. ITG Conf. Syst., Commun. and Coding (SCC)*, (Munich, Germany), Jan. 2013.
- [21] A. Crismani, U. Schilcher, S. Toumpis, G. Brandner, and C. Bettstetter, "Packet travel times in wireless relay chains under spatially and temporally dependent interference," in *Proc. IEEE Intern. Conf. on Communications (ICC)*, (Sydney, Australia), June 2014.
- [22] A. Crismani, S. Toumpis, U. Schilcher, G. Brandner, and C. Bettstetter, "Cooperative relaying under spatially and temporally correlated interference," *IEEE Trans. Veh. Technol.*, 2014.
- [23] S. Weber, J. Andrews, and N. Jindal, "The effect of fading, channel inversion, and threshold scheduling on ad hoc networks," *IEEE Trans. Inf. Theory*, vol. 53, pp. 4127–4149, Nov. 2007.
- [24] Z. Gong and M. Haenggi, "Interference and outage in mobile random networks: Expectation, distribution, and correlation," *IEEE Trans. Mobile Comput.*, vol. 13, pp. 337–349, Feb. 2014.
- [25] X. Zhang and M. Haenggi, "A stochastic geometry analysis of inter-cell interference coordination and intra-cell diversity," *IEEE Trans. Wireless Commun.*, vol. 13, pp. 6655–6669, Dec. 2014.
- [26] G. Nigam, P. Minero, and M. Haenggi, "Coordinated multipoint joint transmission in heterogeneous networks," *IEEE Trans. Commun.*, vol. 62, pp. 4134–4146, Nov. 2014.
- [27] M. Haenggi, "Mean interference in hard-core wireless networks," *IEEE Commun. Lett.*, vol. 15, pp. 792–794, Aug. 2011.
- [28] H. Q. Nguyen, F. Baccelli, and D. Kofman, "A stochastic geometry analysis of dense IEEE 802.11 networks," in *Proc. IEEE INFOCOM*, pp. 1199–1207, May 2007.
- [29] G. Alfano, M. Garetto, and E. Leonardi, "New insights into the stochastic geometry analysis of dense CSMA networks," in *Proc. IEEE INFOCOM*, pp. 2642–2650, April 2011.
- [30] H. ElSawy, E. Hossain, and S. Camorlinga, "Characterizing random CSMA wireless networks: A stochastic geometry approach," in *Proc. IEEE Intern. Conf. on Communications (ICC)*, pp. 5000–5004, June 2012.
- [31] A. Busson and G. Chelius, "Point processes for interference modeling in CSMA/CA ad-hoc networks," in *Proc. ACM Symp. on Performance Eval. of Wireless Ad Hoc, Sensor, and Ubiquitous Netw. (PE-WASUN)*, (New York, NY, USA), pp. 33–40, Oct. 2009.
- [32] Y. Zhong, W. Zhang, and M. Haenggi, "Managing interference correlation through random medium access," *IEEE Trans. Wireless Commun.*, vol. 13, pp. 928–941, Feb. 2014.
- [33] B. luszczyszyn and H. P. Keeler, "Equivalence and comparison of heterogeneous cellular networks," in *Proc. IEEE Symp. on Personal, Indoor and Mobile Radio Commun. (PIMRC Workshops)*, pp. 153–157, Sept. 2013.

APPENDIX A

Lemma 3: Let $f_i : \mathbb{R}^n \rightarrow \mathbb{R}$ with $1 \leq i \leq k$ denote non-negative functions and $U \subseteq \mathbb{R}^n$ be a finite or countable set. Then we have

$$\sum_{u \in U^k} \prod_{i=1}^k f_i(u_i) = \prod_{i=1}^k \sum_{u \in U} f_i(u). \quad (43)$$

Proof: The result holds due to the law of distributivity. We prove the lemma by induction. For $k = 1$ the result is trivial. Let us assume the result holds for k ; we show that it also holds for $k + 1$. Thus, we have

$$\begin{aligned} \prod_{i=1}^{k+1} \sum_{u \in U} f_i(u) &= \left(\prod_{i=1}^k \sum_{u \in U} f_i(u) \right) \sum_{v \in U} f_{k+1}(v) \\ &\stackrel{(a)}{=} \left(\sum_{u \in U^k} \prod_{i=1}^k f_i(u_i) \right) \sum_{v \in U} f_{k+1}(v) \\ &= \sum_{v \in U} f_{k+1}(v) \left(\sum_{u \in U^k} \prod_{i=1}^k f_i(u_i) \right) \\ &= \sum_{v \in U} \sum_{u \in U^k} \left(f_{k+1}(v) \prod_{i=1}^k f_i(u_i) \right) \\ &= \sum_{u \in U^{k+1}} \prod_{i=1}^{k+1} f_i(u_i), \end{aligned} \quad (44)$$

where (a) holds due to the induction assumption. ■