

Testing the Zee-Babu model via neutrino data, lepton flavour violation and direct searches at the LHC

Juan Herrero-Garcia^a, Miguel Nebot^b, Nuria Rius^c and Arcadi Santamaria^c

^a Department of Theoretical Physics, School of Engineering Sciences, KTH Royal Institute of Technology, AlbaNova University Center, Roslagstullsbacken 21, 106 91 Stockholm, Sweden

^b Centro de Física Teórica de Partículas, Instituto Superior Técnico – Universidade de Lisboa, Av. Rovisco Pais 1, 1049-001 Lisboa, Portugal

^c Departamento de Física Teórica, Universidad de Valencia and IFIC, Universidad de Valencia-CSIC, C/ Catedrático José Beltrán, 2 — E-46980 Paterna, Spain

Abstract

In this talk we discuss how the Zee-Babu model can be tested combining information from neutrino data, low-energy experiments and direct searches at the LHC. We update previous analysis in the light of the recent measurement of the neutrino mixing angle θ_{13} [1], the new MEG limits on $\mu \rightarrow e\gamma$ [2], the lower bounds on doubly-charged scalars coming from LHC data [3, 4], and, of course, the discovery of a 125 GeV Higgs boson by ATLAS and CMS [5, 6]. In particular, we find that the new singly- and doubly-charged scalars are accessible at the second run of the LHC, yielding different signatures depending on the neutrino hierarchy and on the values of the phases. We also discuss in detail the stability of the potential.

Keywords: Neutrino masses, Lepton flavor violation, LHC, stability of the potential

1. Introduction

Radiative models are a very plausible way in which neutrinos may acquire their tiny masses: ν 's are light because they are massless at tree level, with their masses being generated by loop corrections that generically have the following form:

$$m_\nu \sim c \frac{v^2}{(4\pi)^{2i} \Lambda}, \quad (1)$$

where c encodes some lepton number violating (LNV) couplings and/or ratios of masses, Λ is the scale of LNV which can be at the TeV and therefore can be accessible at colliders, and i are the number of loops, where typically more than three loops yield too light neutrino masses or have problems with low-energy constraints (so typically $i < 4$).

In the Zee-Babu model [7, 8, 9, 10, 11, 12, 13, 14, 15] neutrino masses are generated at two loops, where the

new scalars cannot be very heavy or have very small Yukawa couplings, otherwise neutrino masses would be too small.

We follow the notation in [12, 15], where a complete list of references is given. The Zee-Babu adds to the Standard Model two charged singlet scalar fields

$$h^\pm, \quad k^{\pm\pm}, \quad (2)$$

with weak hypercharges ± 1 and ± 2 respectively.

The interesting Yukawa interactions are:

$$\mathcal{L}_Y = \bar{\ell} Y e \phi + \bar{\ell} f \ell h^+ + \bar{e}^c g e k^{++} + \text{H.c.} \quad (3)$$

Due to Fermi statistics, f_{ab} is an antisymmetric matrix in flavour space, while g_{ab} is symmetric.

And the most general scalar potential has the form:

$$V = m_H^2 H^\dagger H + m_h^2 |h|^2 + m_k^2 |k|^2 + \lambda_H (H^\dagger H)^2 + \lambda_h |h|^4 + \lambda_k |k|^4 +$$

$$\begin{aligned}
 & + \lambda_{hk}|h|^2|k|^2 + \lambda_{hH}|h|^2H^\dagger H + \lambda_{kH}|k|^2H^\dagger H + \\
 & + (\mu h^2 k^{++} + \text{H.c.}), \quad (4)
 \end{aligned}$$

being H the $SU(2)$ doublet Higgs boson.

The potential has to be bounded from below, which requires that the quartic part should be positive for all values of the fields and for all scales. Then, if two of the fields H, k or h vanish one immediately finds

$$\lambda_H > 0, \quad \lambda_h > 0, \quad \lambda_k > 0. \quad (5)$$

Moreover the positivity of the potential whenever one of the scalar fields H, h, k is zero implies

$$\alpha, \beta, \gamma > -1, \quad (6)$$

where we have defined $\alpha = \lambda_{hH}/(2\sqrt{\lambda_H\lambda_h})$, $\beta = \lambda_{kH}/(2\sqrt{\lambda_H\lambda_k})$ and $\gamma = \lambda_{hk}/(2\sqrt{\lambda_h\lambda_k})$.

Eq. 6 constrains only negative mixed couplings, $\lambda_{xH}, \lambda_{hk}$ ($x = h, k$), since for positive ones the potential is definite positive and only the perturbativity limit, $\lambda_{xH}, \lambda_{hk} \lesssim 4\pi$ applies. Finally, if at least two of the mixed couplings are negative, there is an extra constraint, which can be written as:

$$1 - \alpha^2 - \beta^2 - \gamma^2 + 2\alpha\beta\gamma > 0 \quad \vee \quad \alpha + \beta + \gamma > -1. \quad (7)$$

For a given set of parameters defined at the electroweak scale, and satisfying the stability conditions discussed above, one can calculate the running couplings numerically by using one-loop RGEs. The new scalar couplings $\lambda_{hH}, \lambda_{kH}$ always contribute positively to the running of the Higgs quartic coupling λ_H , compensating for the large and negative contribution of the top quark Yukawa coupling. Therefore, the vacuum stability problem can be alleviated in the ZB model. We show in figure 1 the allowed regions in the plane λ_{kH} vs λ_k , at the EW scale, if perturbativity/stability is required to be valid up to a certain scale.

To see how neutrino masses can be generated in this model, it is important to remark that lepton number violation requires the simultaneous presence of the four couplings Y, f, g and μ , because if any of them vanishes one can always assign quantum numbers in such a way that there is a global $U(1)$ symmetry.

The neutrino masses (see fig. 2) can be written as:

$$\mathcal{M}_\nu = \frac{v^2 \mu}{48\pi^2 M^2} \tilde{I} f Y g^\dagger Y^T f^T. \quad (8)$$

where \tilde{I} is an integral (see [10, 12, 15] for details.).

A very important point is that since f is a 3×3 antisymmetric matrix, $\det f = 0$ (for 3 generations), and therefore $\det \mathcal{M}_\nu = 0$. Thus, at least one of the neutrinos is exactly massless at this order.

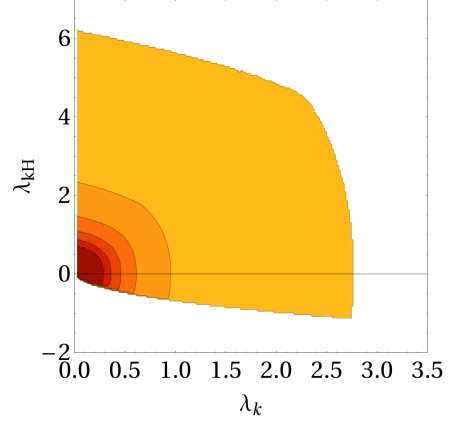


Figure 1: Allowed regions in λ_{kH} vs λ_k , taken at the m_Z scale, if perturbativity/stability is required to be valid up to $10^3, 10^6, 10^9, 10^{12}, 10^{15}, 10^{18}$ GeV (from light to dark colours).

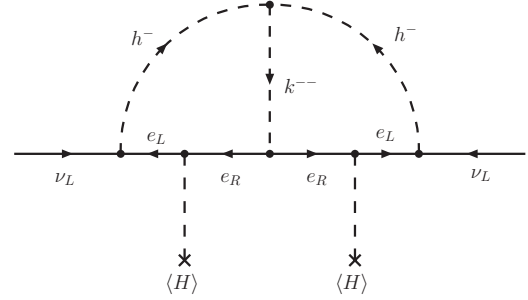


Figure 2: Diagram contributing to Majorana neutrino masses at two loops.

2. Constraints on the parameters of the model

In principle, the scale of the new mass parameters of the ZB model (m_h, m_k and μ) is arbitrary. However, from the experimental point of view it is interesting to consider new scalars light enough to be produced in the LHC. Also theoretical arguments suggest that the scalar masses should be relatively light (few TeV), to avoid unnaturally large one-loop corrections to the Higgs mass [5, 6] which would introduce a hierarchy problem. Therefore, in this paper we will focus on the masses of the new scalars, m_h, m_k , below 2 TeV.

Since one-loop corrections to Yukawa couplings (see figure 3 (top)) are order

$$\delta f \sim \frac{f^3}{(4\pi)^2}, \quad \delta g \sim \frac{g^3}{(4\pi)^2} \quad (9)$$

one expects from perturbativity $f, g \ll 4\pi$.

The trilinear coupling among charged scalars μ , on the other hand, is different, for it has dimensions of mass and it is insensitive to high energy perturbative unitarity

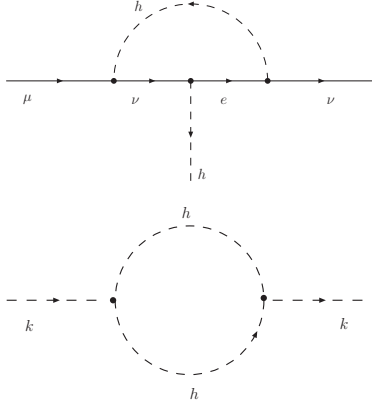


Figure 3: a) Top: one-loop corrections to the h Yukawa couplings, f (similarly for the k ones, g). b) Bottom: contribution of h to the self-energy of k . This constrains the μ parameter.

constraints. However, it induces radiative corrections (see figure 3 (bottom)) to the masses of the charged scalars of order

$$\delta m_k^2, \delta m_h^2 \sim \frac{\mu^2}{(4\pi)^2}. \quad (10)$$

Requiring that the corrections in absolute value are much smaller than the masses (naturalness) we can derive a naive upper bound for this parameter. Given that the neutrino masses depend linearly on the parameter μ , the viability of the model is very sensitive to the upper limit allowed for μ . Thus we choose to implement such limit in terms of a parameter κ ,

$$\mu < \kappa \min(m_h, m_k), \quad (11)$$

and discuss our results for different values: $\kappa = 1, 5, 4\pi$.

Several low-energy processes bound the couplings of the model [16, 2], like those plotted in figure 4:

- $\ell_a^- \rightarrow \ell_b^- \nu \bar{\nu}$ processes bound the f_{ab} couplings, see fig. 4a (top). For instance, from universality, $\sum_q |V_{uq}|^2 = 0.9999 \pm 0.0006$, we get:

$$|f_{e\mu}|^2 < 0.007 \left(\frac{m_h}{\text{TeV}} \right)^2. \quad (12)$$

The same type of diagram gives rise to non-standard interactions, which however are at most at the level of $\sim 10^{-4}$, and are therefore difficult to test [13, 15].

- $\ell_a^- \rightarrow \ell_b^+ \ell_c^- \ell_d^-$ processes bound the g_{ab} couplings, see fig. 4b (middle). For instance, $BR(\mu^- \rightarrow e^+ e^- e^-) < 1.0 \times 10^{-12}$ [16] gives:

$$|g_{e\mu} g_{ee}^*| < 2.3 \times 10^{-5} \left(\frac{m_k}{\text{TeV}} \right)^2. \quad (13)$$

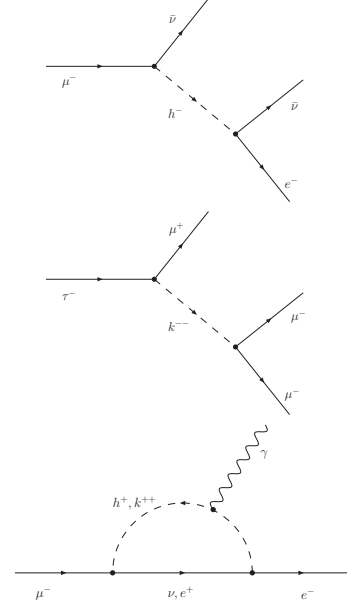


Figure 4: a) Top: tree-level lepton flavour violating decays mediated by the singly-charged h . The same type of diagram gives rise to non-standard interactions [13, 15]. b) Middle: tree-level lepton flavour violating decays ($\ell_a^- \rightarrow \ell_b^+ \ell_c^- \ell_d^-$) mediated by the doubly-charged k . c) Bottom: one-loop level lepton flavour violating decays like $\ell_a^- \rightarrow \ell_b^- \gamma$.

- $\ell_a^- \rightarrow \ell_b^- \gamma$ processes bound the f_{ab} and the g_{ab} couplings, see fig. 4c (bottom). For instance, $BR(\mu \rightarrow e \gamma) < 5.7 \times 10^{-13}$ [2] implies:

$$\frac{|f_{e\tau}^* f_{\mu\tau}|^2}{(m_h/\text{TeV})^4} + \frac{16|g_{ee}^* g_{e\mu} + g_{e\mu}^* g_{\mu\mu} + g_{e\tau}^* g_{\mu\tau}|^2}{(m_k/\text{TeV})^4} < \frac{1.6}{10^6} \quad (14)$$

Similar constraints exist for other combinations of couplings, see reference [15] for the complete list of processes and bounds on the couplings and masses.

There are also predictions for lepton number violating processes, in particular from $0\nu\beta\beta$, which has just the typical light neutrino contribution (with $m_{\text{lightest}} \sim 0$):

- In Normal Hierarchy,

$$(\mathcal{M}_\nu^{NH})_{ee} = \sqrt{\Delta_S} c_{13}^2 s_{12}^2 e^{i\phi} + \sqrt{\Delta_A} s_{13}^2. \quad (15)$$

One obtains $0.001 \lesssim \text{eV} |(\mathcal{M}_\nu^{NH})_{ee}| \lesssim 0.004 \text{ eV}$, outside reach of planned experiments.

- In Inverted Hierarchy,

$$(\mathcal{M}_\nu^{IH})_{ee} = \sqrt{\Delta_A + \Delta_S} c_{13}^2 s_{12}^2 e^{i\phi} + \sqrt{\Delta_A} c_{13}^2 c_{12}^2. \quad (16)$$

One gets $0.01 \text{ eV} \lesssim |(\mathcal{M}_\nu^{IH})_{ee}| \lesssim 0.05 \text{ eV}$, which is in the observable range of planned experiments.

Analytically, once all these constraints have been taken into account, we can plug them into eq. 8 and do a naive estimate of the allowed scalar masses:

$$\frac{m_{33}}{0.05 \text{ eV}} \simeq 500 |g_{\mu\mu}| |f_{\mu\tau}|^2 \frac{\mu}{M} \frac{\text{TeV}}{M}, \quad (17)$$

which implies:

$$m_{h,k} \gtrsim \frac{1(3) \text{ TeV}}{\sqrt{\kappa}} \text{NH (IH)}. \quad (18)$$

As will be shown, cancellations in $m_{\alpha\beta}$ may occur depending on the values of the phases, and these lead to much lower scalar masses allowed, especially for IH.

3. Numerical scan

To check the analytical estimates of the model, we have performed a MCMC. There are 17 parameters:

- 9 moduli: 3 from f and 6 from g .
- 5 phases: 3 from g and 2 from f .
- the real and positive parameter μ , and m_h, m_k , the physical masses of the scalars.

We fix 2 f 's and 3 g 's in terms of the neutrino mixing angles and masses, which we vary in their 1σ range, and we take as independent phases those of the $g_{e\alpha}$ couplings plus the Majorana and the Dirac phases of the neutrino mixing matrix. The following table summarizes the allowed range of variation of the parameters:

Parameter	Allowed range
Δ_S	$(7.50 \pm 0.19) 10^{-5} \text{ eV}^2$
Δ_A	$(2.45 \pm 0.07) 10^{-3} \text{ eV}^2$
$\sin^2 \theta_{12}$	0.30 ± 0.13
$\sin^2 \theta_{23}$	$(0.42 \cup 0.60) \pm 0.04$
$\sin^2 \theta_{13}$	0.023 ± 0.002
δ, ϕ	$[0, 2\pi]$
$\arg(g_{ee}), \arg(g_{e\mu}), \arg(g_{e\tau})$	$[0, 2\pi]$
$f_{\mu\tau}, g_{ee} , g_{e\mu} , g_{e\tau} $	$[10^{-7}, 5]$
m_h	$[100, 2 \times 10^3] \text{ GeV}$
m_k	$[200, 2 \times 10^3] \text{ GeV}$
μ	$[1, 2\kappa \times 10^3] \text{ GeV}$

There are many parameters and few observations, being most of them bounds. We have implemented these bounds in the numerical analysis with a constant and a Gaussian part, which avoids imposing stepwise bounds or half-Gaussian with best value at zero that penalize deviating from null when this might not be supported.

For an experimental bound $B_{[90\% \text{CL}]}^O$ at 90% CL (1.64σ), the χ^2 contribution of the observable O_{th} is

$$\chi^2(O_{\text{th}}) = \begin{cases} 0, & O_{\text{th}} < \frac{B_{[90\% \text{CL}]}^O}{1.64}, \\ \left(\frac{1.64 O_{\text{th}}}{B_{[90\% \text{CL]}^O}^O} - 1 \right)^2 \left(\frac{1.64}{0.64} \right)^2, & O_{\text{th}} \geq \frac{B_{[90\% \text{CL]}^O}^O}{1.64}. \end{cases}$$

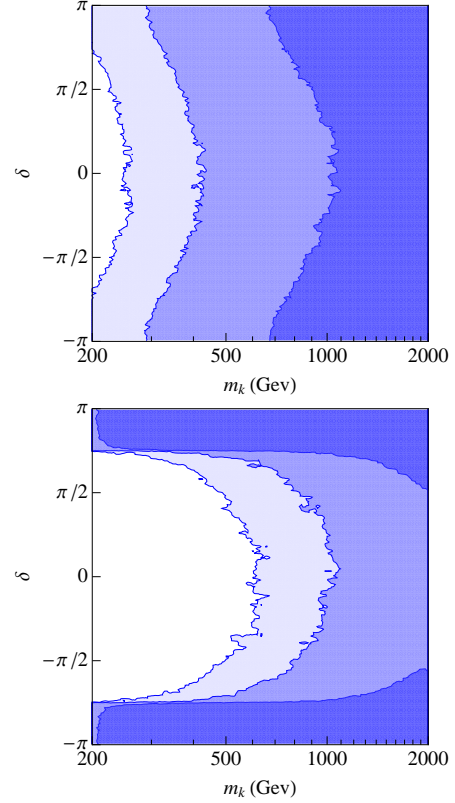


Figure 5: δ vs m_k in NH (top) and IH (bottom).

In the plots we show the regions with the total $\Delta\chi^2 \leq 6$, which corresponds to 95% confidence levels with two variables. In figure 5 we show the plane δ versus m_k in NH (top) and IH (bottom), for different values of κ : 1, 5, 4π from dark to light blue.

Similar plots exist for m_h , and also versus the Majorana phase ϕ . As can be seen, the scalar masses are accessible at LHC-14 depending on the values of the phases. They are mainly produced via Drell-Yan processes. Their dominant decay channels, however, will depend on the neutrino mass hierarchy.

In the Zee-Babu model, from eq. 8, we know that neglecting $m_e \ll m_\mu, m_\tau$:

$$m_{22} \propto f_{\mu\tau} g_{\tau\tau} m_\tau^2, \quad (19)$$

$$m_{23} \propto f_{\mu\tau} g_{\mu\tau} m_\mu m_\tau, \quad (20)$$

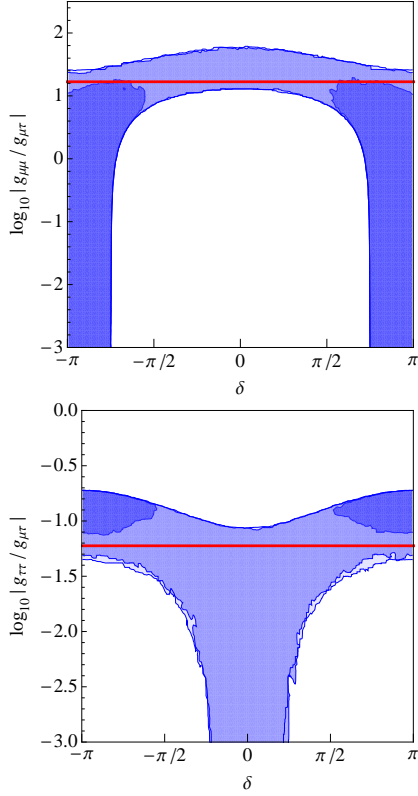


Figure 6: $\log |g_{\mu\mu}/g_{\mu\tau}|$ (top) and $\log |g_{\tau\tau}/g_{\mu\tau}|$ (bottom) vs δ for IH. The horizontal red lines represent the naive approximation.

$$m_{33} \propto f_{\mu\tau} g_{\mu\mu} m_{\mu}^2, \quad (21)$$

and as the atmospheric angle is large, $m_{22} \sim m_{23} \sim m_{33}$ implies a naive scaling $g_{\mu\mu}/g_{\mu\tau} \sim g_{\mu\tau}/g_{\tau\tau} \sim m_{\tau}/m_{\mu}$. We have checked that this is indeed fulfilled for NH, while for IH it is not, as can be seen in figure 6, in which we plot, for IH, $\log |g_{\mu\mu}/g_{\mu\tau}|$ and $\log |g_{\tau\tau}/g_{\mu\tau}|$ vs δ , and the naive scaling as red lines.

This can be understood from eqs. 19, 20 and 21 and figure 7, which shows how m_{33} is the smallest for $\delta \sim \pi$, and m_{22} for $\delta \sim 0$.

In figure 8 we show the largest of the couplings $g_{\alpha\beta}$ versus m_k : $g_{\mu\mu}$ for NH (top) and $g_{\mu\tau}$ for IH (bottom). Together with $k \rightarrow ee$, these are the most promising channels for the LHC to detect the doubly-charged scalar.

In both hierarchies $\text{BR}(k \rightarrow e\mu, e\tau, \tau\tau)$ are negligible. For instance, the constraint on $|g_{ee}g_{e\mu}|$ from $\mu \rightarrow 3e$ implies that $|g_{ee}g_{e\mu}| < 2.3 \times 10^{-5} (m_k/\text{TeV})^2$, as seen in fig. 9.

In IH one has to take into account that the channel $k \rightarrow hh$ is open, and this means that LHC-14 limits will not directly apply, as detecting the singly-charged h is experimentally much harder.

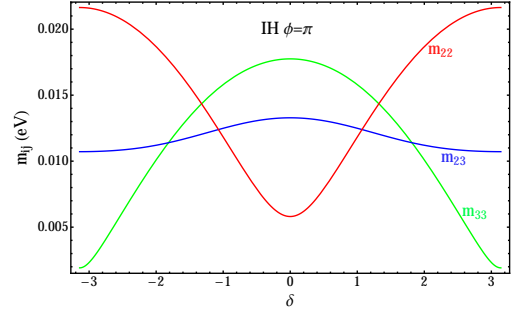


Figure 7: m_{22}, m_{23}, m_{33} versus δ (IH), for fixed Majorana phase $\phi = \pi$.

We show in figure 10 the branching ratios of h , $\text{BR}(h \rightarrow e\nu, \mu\nu, \tau\nu)$, for $\theta_{23} < 45^\circ$ (top) and $\theta_{23} > 45^\circ$ (bottom). It will be difficult to test, as we always have a large SM background, like $W \rightarrow e\nu$. If detected, the $e\nu$ channel is the best option to discriminate between hierarchies. Notice also that there is a mild dependence on δ in the $\mu\nu$ and $\tau\nu$ channels for NH.

4. Conclusions

We have studied the ZB model in the light of the second run of the LHC, taking into account the new available data from low-energy and neutrino experiments, and from direct searches. There are a number of important points and conclusions worth remarking:

- There are many LFV processes, like $\mu \rightarrow 3e$, $\mu \rightarrow e\gamma$ and $\mu - e$ conversion, τ decays... which are probing the model, but which by themselves cannot rule it out.
- One of the most important predictions of the model is that there is one neutrino with $m \sim 0$, so that the neutrino spectrum cannot be degenerate.
- In general, the scalar masses are accessible to LHC-14 in both hierarchies, but input information from neutrino experiments (hierarchy, δ , θ_{23} octant) is crucial to really pin-down the model. In fact, if the spectrum is inverted and δ is quite different from $\sim \pi$, the scalars will be outside LHC-14 reach.
- If any of the singlets is discovered, the model can be falsified using their decay modes and neutrino data (spectrum, δ , θ_{23} ...). Complementarity of both direct and indirect searches is of uttermost importance.

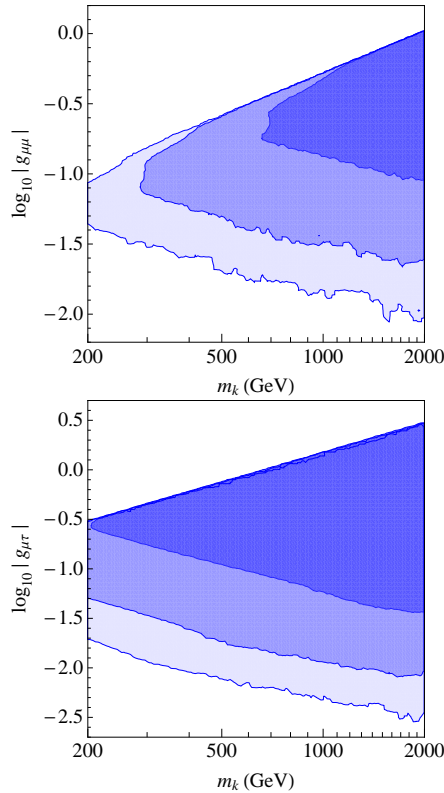


Figure 8: $\log |g_{\mu\mu}|$ vs m_k for NH (top) and $\log |g_{\mu\tau}|$ vs m_k for IH (bottom).

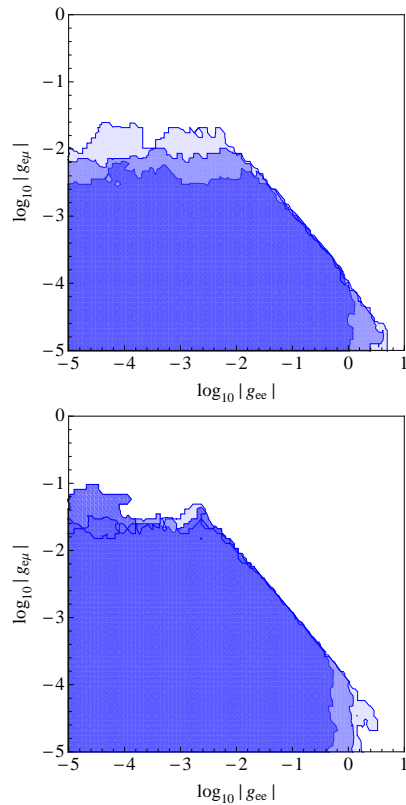


Figure 9: $\log |g_{e\mu}|$ vs $\log |g_{ee}|$ for NH (top) and IH (bottom).

Acknowledgments

This work has been partially supported by the European Union FP7 ITN INVISIBLES (Marie Curie Actions, PITN- GA-2011- 289442), by the Spanish MINECO under grants FPA2011-23897, FPA2011-29678, Consolider-Ingenio PAU (CSD2007-00060) and CPAN (CSD2007- 00042) and by Generalitat Valenciana grants PROMETEO/2009/116 and PROMETEO/2009/128. M.N. is supported by a postdoctoral fellowship of project CERN/FP/123580/2011 at CFTP (PEst-OE/FIS/UI0777/2013), projects granted by *Fundação para a Ciência e a Tecnologia* (Portugal), and partially funded by POCTI (FEDER).

References

- [1] F. An, et al., Observation of electron-antineutrino disappearance at Daya Bay, *Phys.Rev.Lett.* 108 (2012) 171803. arXiv:1203.1669, doi:10.1103/PhysRevLett.108.171803. URL <http://inspirehep.net/record/1093266>
- [2] J. Adam, et al., New constraint on the existence of the $\mu \rightarrow e\gamma$ decay, *Phys.Rev.Lett.* 110 (2013) 201801. arXiv:1303.0754, doi:10.1103/PhysRevLett.110.201801. URL <http://inspirehep.net/record/1222334>

- [3] G. Aad, et al., Search for doubly-charged Higgs bosons in like-sign dilepton final states at $\sqrt{s} = 7$ TeV with the ATLAS detector, *Eur.Phys.J.* C72 (2012) 2244. arXiv:1210.5070, doi:10.1140/epjc/s10052-012-2244-2.
- [4] S. Chatrchyan, et al., A search for a doubly-charged Higgs boson in pp collisions at $\sqrt{s} = 7$ TeV, *Eur.Phys.J.* C72 (2012) 2189. arXiv:1207.2666, doi:10.1140/epjc/s10052-012-2189-5.
- [5] G. Aad, et al., Observation of a new particle in the search for the Standard Model Higgs boson with the ATLAS detector at the LHC, *Phys.Lett.* B716 (2012) 1–29. arXiv:1207.7214, doi:10.1016/j.physletb.2012.08.020. URL <http://inspirehep.net/record/1124337>
- [6] S. Chatrchyan, et al., Observation of a new boson at a mass of 125 GeV with the CMS experiment at the LHC, *Phys.Lett.* B716 (2012) 30–61. arXiv:1207.7235, doi:10.1016/j.physletb.2012.08.021. URL <http://inspirehep.net/record/1124338>
- [7] T. Cheng, L.-F. Li, Neutrino Masses, Mixings and Oscillations in $SU(2) \times U(1)$ Models of Electroweak Interactions, *Phys.Rev.* D22 (1980) 2860. doi:10.1103/PhysRevD.22.2860.
- [8] K. Babu, Model of ‘Calculable’ Majorana Neutrino Masses, *Phys.Lett.* B203 (1988) 132. doi:10.1016/0370-2693(88)91584-5. URL <http://inspirehep.net/record/22952>
- [9] K. Babu, C. Macesanu, Two loop neutrino mass generation and its experimental consequences, *Phys.Rev.* D67 (2003) 073010. arXiv:hep-ph/0212058, doi:10.1103/PhysRevD.67.073010.

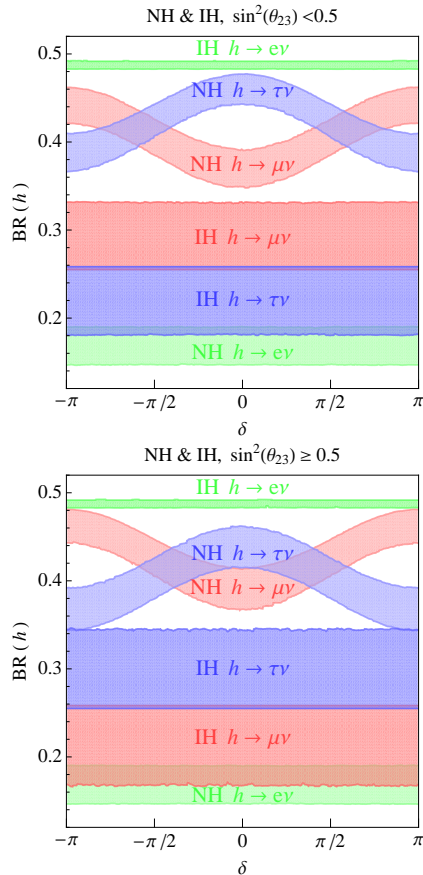


Figure 10: Branching ratios of the charged singlet h to $e\nu, \mu\nu, \tau\nu$ for $\theta_{23}, \theta_{23} < 45^\circ$ ($\theta_{23} > 45^\circ$) top (bottom). One can see the dependence on δ for the NH spectrum in the $\mu\nu$ and $\tau\nu$ channels. The bands are 95% C.L. regions.

- URL <http://inspirehep.net/record/603722>
- [10] K. L. McDonald, B. McKellar, Evaluating the two loop diagram responsible for neutrino mass in Babu's model [arXiv:hep-ph/0309270](https://arxiv.org/abs/hep-ph/0309270).
URL <http://inspirehep.net/record/628953>
- [11] D. Aristizabal Sierra, M. Hirsch, Experimental tests for the Babu-Zee two-loop model of Majorana neutrino masses, *JHEP* 0612 (2006) 052. [arXiv:hep-ph/0609307](https://arxiv.org/abs/hep-ph/0609307), doi:10.1088/1126-6708/2006/12/052.
URL <http://inspirehep.net/record/727379>
- [12] M. Nebot, J. F. Oliver, D. Palao, A. Santamaria, Prospects for the Zee-Babu Model at the CERN LHC and low energy experiments, *Phys.Rev. D* 77 (2008) 093013. [arXiv:0711.0483](https://arxiv.org/abs/0711.0483), doi:10.1103/PhysRevD.77.093013.
URL <http://inspirehep.net/record/766680>
- [13] T. Ohlsson, T. Schwetz, H. Zhang, Non-standard neutrino interactions in the Zee-Babu model, *Phys.Lett. B* 681 (2009) 269–275. [arXiv:0909.0455](https://arxiv.org/abs/0909.0455), doi:10.1016/j.physletb.2009.10.025.
URL <http://inspirehep.net/record/830191>
- [14] D. Schmidt, T. Schwetz, H. Zhang, Status of the Zee-Babu model for neutrino mass and possible tests at a like-sign linear collider, *Nuclear Physics B* 885 (2014) 524–541. [arXiv:](https://arxiv.org/abs/1402.2251)

1402.2251, doi:10.1016/j.nuclphysb.2014.05.024.

- [15] J. Herrero-Garcia, M. Nebot, N. Rius, A. Santamaria, The Zee-Babu Model revisited in the light of new data, *Nucl.Phys. B* 885 (2014) 542–570. [arXiv:1402.4491](https://arxiv.org/abs/1402.4491), doi:10.1016/j.nuclphysb.2014.06.001.
- [16] J. Beringer, et al., Review of Particle Physics (RPP), *Phys.Rev. D* 86 (2012) 010001. doi:10.1103/PhysRevD.86.010001.
URL <http://inspirehep.net/record/1126428>
- [17] A. Zee, Quantum Numbers of Majorana Neutrino Masses, *Nucl.Phys. B* 264 (1986) 99. doi:10.1016/0550-3213(86)90475-X.
URL <http://inspirehep.net/record/218115>