

Q-learning for Optimal Control of Continuous-time Systems

Biao Luo, Derong Liu, *Fellow, IEEE* and Tingwen Huang

Abstract—In this paper, two Q-learning (QL) methods are proposed and their convergence theories are established for addressing the model-free optimal control problem of general nonlinear continuous-time systems. By introducing the Q-function for continuous-time systems, policy iteration based QL (PIQL) and value iteration based QL (VIQL) algorithms are proposed for learning the optimal control policy from real system data rather than using mathematical system model. It is proved that both PIQL and VIQL methods generate a nonincreasing Q-function sequence, which converges to the optimal Q-function. For implementation of the QL algorithms, the method of weighted residuals is applied to derived the parameters update rule. The developed PIQL and VIQL algorithms are essentially off-policy reinforcement learning approaches, where the system data can be collected arbitrary and thus the exploration ability is increased. With the data collected from the real system, the QL methods learn the optimal control policy offline, and then the convergent control policy will be employed to real system. The effectiveness of the developed QL algorithms are verified through computer simulation.

Index Terms—Q-learning; model-free optimal control; off-policy reinforcement learning; the method of weighted residuals.

I. INTRODUCTION

Q-LEARNING (QL) is a popular and powerful off-policy reinforcement learning (RL) method, which is a great breakthrough in RL researches [1]–[4]. QL was proposed by Watkins [5], [6] that can be used to optimally solve Markov decision processes (MDPs). The major attractions of QL are its simplicity and that it allows using arbitrary sampling policies to generate the training data rather than using the policy to be evaluated. Till present, Watkins' QL [5], [6] has been extended and some meaningful results have been reported [6]–[12] in machine learning community. Such as, the theoretical analysis of QL was studied in [7], [10]–[13]. An incremental multi-step QL [14] was proposed, named $Q(\lambda)$ -learning, which extends the one-step QL by combining it with $TD(\lambda)$ returns for general λ in a natural way for delayed RL. A $GQ(\lambda)$ algorithm was introduced in [11], which works to a general setting including eligibility traces and off-policy learning of temporally abstract predictions. By using two-timescale stochastic approximation methodology, two QL algorithms [15] were proposed. Observe that these results about QL are mainly for MDPs, which is highly related to

the optimal control problem in control community. Thus, it is possible and promising to introduce the basic QL framework for addressing the optimal control design problem.

For the optimal control problem in control community, it usually depends on the solution of the complicated Hamilton-Jacobi-Bellman equation (HJBE) [16]–[18], which is extremely difficult and requires the accurate mathematical system model. However, for many practical industrial systems, due to their large scale and complex manufacturing techniques, equipment and procedures, it is usually impossible to identify the accurate mathematical model for optimal control design, and thus the explicit expression of the HJBE is unavailable. On the other hand, with the development and extensive applications of digital sensor technologies, and the availability of cheaper measurement and computing equipment, more and more system information could be extracted for direct control design. In the past few years, the model-free optimal control problem has attracted researchers' extensive attention in control community [19], [20], and has also brought new challenges to them. Some model-free or partially model-free RL methods [21]–[32] have been developed for solving the optimal control design problem by using real system data. For example, RL approaches were employed to solve linear quadratic regulator (LQR) problem [24], optimal tracking control problem [31] and zero-sum game problem [30] of linear systems. For nonlinear optimal control problem, Modares *et al.* [28] developed an experience-replay based integral RL algorithm for nonlinear partially unknown constrained-input systems. Zhang *et al.* [22] presented a data-driven robust approximate optimal tracking control scheme for nonlinear systems, but it requires a prior model identification procedure and the approximate dynamic programming method is still model-based. Globalized dual heuristic programming algorithms [23], [26] were developed by using three neural networks (NNs) for estimating system dynamics, cost function and its derivatives, and control policy, where model NN construction error was considered.

Most recently, some QL techniques have been introduced for solving the optimal control problems [33]–[37]. Such as, for linear discrete-time systems, the optimal tracking control problem [37] and H_∞ control problem [33], [34] were studied with QL. Online QL algorithms [35], [36] were investigated for solving the LQR problem of linear continuous-time systems. However, these works are just for simple linear optimal control problem [35]–[37] or discrete-time systems [33], [34], [36], [37]. To the best of our knowledge, the QL method and its theories are still rarely studied for general nonlinear continuous-time systems.

In this paper, we consider the model-free optimal con-

Biao Luo and Derong Liu are with State Key Laboratory of Management and Control for Complex Systems, Institute of Automation, Chinese Academy of Sciences, Beijing 100190, P. R. China (E-mail: biao.luo@ia.ac.cn; derong.liu@ia.ac.cn).

Tingwen Huang is with the Texas A&M University at Qatar, PO Box 23874, Doha, Qatar (E-mail: tingwen.huang@qatar.tamu.edu).

trol problem of general nonlinear continuous-time systems, and two QL algorithms proposed: policy iteration based QL (PIQL) and value iteration based QL (VIQL). The rest of is paper is arranged as follows. Section II presents the problem description. PIQL and VIQL algorithms are proposed in Sections III and IV, which are then simplified for LQR problem in Section V. Subsequently, the computer simulation results are demonstrated in Section VI and a brief conclusion is given in Section VII.

Notation: \mathbb{R}^n is the set of the n -dimensional Euclidean space and $\|\cdot\|$ denotes it norm. The superscript T is used for the transpose and I denotes the identify matrix of appropriate dimension. $\nabla \triangleq \partial/\partial x$ denotes a gradient operator notation. For a symmetric matrix $M, M > (\geq)0$ means that it is a positive (semi-positive) definite matrix. $\|v\|_M^2 \triangleq v^T M v$ for some real vector v and symmetric matrix $M > (\geq)0$ with appropriate dimensions. $C^1(\mathcal{X})$ is a function space on \mathcal{X} with first derivatives are continuous. Let \mathcal{X} and \mathcal{U} be compact sets, denote $\mathcal{D} \triangleq \{(x, u, x') | x, x' \in \mathcal{X}, u \in \mathcal{U}\}$. For column vector functions $s_1(x, u, x')$ and $s_2(x, u, x')$, where $(x, u, x') \in \mathcal{D}$, define the inner product $\langle s_1(x, u, x'), s_2(x, u, x') \rangle_{\mathcal{D}} \triangleq \int_{\mathcal{D}} s_1^T(x, u, x') s_2(x, u, x') d(x, u, x')$ and the norm $\|s_1(x, u, x')\|_{\mathcal{D}} \triangleq \langle s_1(x, u, x'), s_1(x, u, x') \rangle_{\mathcal{D}}^{1/2}$.

II. PROBLEM DESCRIPTION

Let us consider the following general nonlinear continuous-time system:

$$\dot{x}(t) = f(x(t), u(t)), x(0) = x_0 \quad (1)$$

where $x = [x_1 \dots x_n]^T \in \mathcal{X} \subset \mathbb{R}^n$ is the state, x_0 is the initial state and $u = [u_1 \dots u_m]^T \in \mathcal{U} \subset \mathbb{R}^m$ is the control input. Assume that $f(x, u)$ is Lipschitz continuous on the set $\mathcal{X} \times \mathcal{U}$ that contains the origin, i.e., $f(0, 0) = 0$. The system is stabilizable on \mathcal{X} , i.e., there exists a continuous control function $u(x)$ such that the system is asymptotically stable on \mathcal{X} .

For the model-free optimal control problem considered in this paper, the model $f(x, u)$ of system (1) is completely *unknown*. The objective of optimal control design is to find a state feedback control law $u(t) = u(x(t))$, such that the system (1) is closed-loop asymptotically stable, and minimize the following generalized infinite horizon cost functional:

$$V_u(x_0) \triangleq \int_0^{+\infty} (S(x(t)) + W(u(t))) dt \quad (2)$$

where $S(x)$ and $W(u)$ are positive definite functions, i.e., for $\forall x \neq 0, u \neq 0, S(x) > 0, W(u) > 0$, and $S(x) = 0, W(u) = 0$ only when $x = 0, u = 0$. Then, the optimal control problem is briefly presented as

$$u(t) = u^*(x) \triangleq \arg \min_u V_u(x_0). \quad (3)$$

III. POLICY ITERATION BASED Q-LEARNING

In this section, a PIQL algorithm and its convergence are established for solving the model-free optimal control problem of the system (1). Before starting, the definition of admissible control is necessary.

Definition 1. (*Admissible control*) For the given system (1), $x \in \mathcal{X}$, a control policy $u(x)$ is defined to be admissible with respect to cost function (2) on \mathcal{X} , denoted by $u(x) \in \mathfrak{U}(\mathcal{X})$, if, 1) u is continuous on \mathcal{X} , 2) $u(0) = 0$, 3) $u(x)$ stabilizes the system, and 4) $V_u(x) < \infty, \forall x \in \mathcal{X}$. \square

A. Policy Iteration Based Q-learning

Noting that the mathematical system model $f(x, u)$ is unknown, a PIQL algorithm is proposed to learn the optimal control policy from real system data directly. For notations simplicity, denote $t' \triangleq t + \Delta t$ for $\forall t, \Delta t > 0, x_t \triangleq x(t)$ and $x'_t \triangleq x(t')$. For an admissible control policy $u(x) \in \mathfrak{U}(\mathcal{X})$, define its cost function

$$V_u(x_t) \triangleq \int_t^{+\infty} \mathcal{R}(x(\tau), u(\tau)) d\tau \quad (4)$$

where $\mathcal{R}(x, u) \triangleq S(x) + W(u)$, and $V_u(0) = 0$. Define the Hamilton function

$$H(x, u, \nabla V) \triangleq [\nabla V(x)]^T f(x, u) + \mathcal{R}(x, u) \quad (5)$$

for some cost function $V(x) \in C^1(\mathcal{X})$. Taking derivative on both sides of expression (4) along with the system (1) yields

$$[\nabla V_u(x)]^T f(x, u) = -\mathcal{R}(x, u)$$

i.e.,

$$H(x, u, \nabla V_u) = 0 \quad (6)$$

which is linear partial differential equation.

Let $V^*(x) \triangleq V_{u^*}(x)$ be the optimal cost function, then the optimal control law (3) is given by

$$u^*(x) \triangleq \arg \min_u H(x, u, \nabla V^*). \quad (7)$$

Substituting (7) into (6) yields the following HJBE

$$H(x, u^*, \nabla V^*) = 0 \quad (8)$$

which is nonlinear partial differential equation. It is observed that the optimal control policy u^* relies on the solution V^* of the HJBE (8), while the unavailability of the system model $f(x, u)$ prevents using model-based approaches for control design.

To derive the PIQL algorithm, it is necessary to introduce an action-state value function, named Q-function. For $\forall u(x) \in \mathfrak{U}(\mathcal{X})$, define its Q-function as

$$Q_u(x_t, \mu) \triangleq \int_t^{t'} \mathcal{R}(x(\tau), \mu(\tau)) d\tau + \int_{t'}^{+\infty} \mathcal{R}(x(\tau), u(\tau)) d\tau. \quad (9)$$

where $(x_t, \mu) \in \mathcal{X} \times \mathcal{U}$ and $Q_u(0, 0) = 0$. It is found that $Q_u(x, u) = V_u(x)$, then the Q-function (9) is rewritten as

$$\begin{aligned} Q_u(x_t, \mu) &= \int_t^{t'} \mathcal{R}(x(\tau), \mu(\tau)) d\tau + Q_u(x'_t, u) \\ &= \int_t^{t'} \mathcal{R}(x(\tau), \mu(\tau)) d\tau + V_u(x'_t). \end{aligned} \quad (10)$$

Note that the Q-function $Q_u(x, \mu)$ for a state x and control action μ represents the value of the performance metric obtained when action μ is used in state x and the control

policy u is pursued thereafter. For the optimal control policy $u^*(x)$, the associate optimal Q-function $Q^*(x, \mu) \triangleq Q_{u^*}(x, \mu)$ is given by

$$\begin{aligned} Q^*(x_t, \mu) &= \int_t^{t'} \mathcal{R}(x(\tau), \mu(\tau)) d\tau + Q_{u^*}(x'_t, u^*) \\ &= \int_t^{t'} \mathcal{R}(x(\tau), \mu(\tau)) d\tau + V^*(x'_t). \end{aligned} \quad (11)$$

Then,

$$\begin{aligned} Q^*(x_t, u^*) &= \min_{\mu} Q^*(x_t, \mu) \\ &= \min_{\mu} \int_t^{t'} \mathcal{R}(x(\tau), \mu(\tau)) d\tau + V^*(x'_t) \\ &= \int_t^{t'} \mathcal{R}(x(\tau), u^*(\tau)) d\tau + V^*(x'_t) \\ &= V^*(x_t). \end{aligned} \quad (12)$$

According to the expressions (3) and (12), the optimal control policy $u^*(x)$ can also be presented as

$$u^*(x) = \arg \min_{\mu} V_u(x) = \arg \min_{\mu} Q^*(x, \mu). \quad (13)$$

Now, we give the PIQL method as follows:

Algorithm 1. Policy iteration based Q-learning

- *Step 1:* Let $u^{(0)}(x) \in \mathfrak{U}(\mathcal{X})$ be an initial control policy, and $i = 0$;
- *Step 2: (Policy evaluation)* Solve the equation

$$Q^{(i)}(x_t, \mu) = \int_t^{t'} \mathcal{R}(x(\tau), \mu(\tau)) d\tau + Q^{(i)}(x'_t, u^{(i)}) \quad (14)$$

for unknown Q-function $Q^{(i)} \triangleq Q_{u^{(i)}}$;

- *Step 3: (Policy improvement)* Update control policy with
- $$u^{(i+1)}(x) = \arg \min_{\mu} Q^{(i)}(x, \mu); \quad (15)$$
- *Step 4:* Let $i = i + 1$, go back to Step 2 and continue. □
-

Remark 1. The PIQL Algorithm 1 involves two basic operators: policy evaluation and policy improvement. The policy evaluation is to evaluate the current control policy $u^{(i)}$ for its Q-function $Q^{(i)}$, and the policy improvement is to get a better control policy $u^{(i+1)}$ based on the Q-function $Q^{(i)}$. By giving an initial admissible control policy, PIQL algorithm implement policy evaluation and policy improvement alternatively to learn the optimal Q-function Q^* and the optimal control policy u^* . Note that the proposed PIQL algorithm has two main features. First, it is a data-based control design approach, where the system model $f(x, u)$ is not required. Second, it is an off-policy learning approach [2], [38], [39], which refers to evaluate a target policy $u^{(i)}$ for its Q-function $Q^{(i)}$ while following another policy μ , known as behavior policy that can be exploratory. Thus, the proposed PIQL algorithm is exploration insensitive, which means that it is independent of how the behaves while the data is being collected. □

B. Theoretical Analysis

Some theoretical aspects of the PIQL method (i.e., Algorithm 1) are analyzed in this subsection. Its convergence is proved by demonstrating that the sequences $\{Q^{(i)}\}$ and $\{u^{(i)}\}$ generated by Algorithm 1 will converge to the optimal Q-function Q^* and the optimal control policy u^* , respectively.

Theorem 1. Let $u^{(i+1)}(x)$ be given by (15), then

$$u^{(i+1)}(x) = \arg \min_{\mu} H(x, \mu, \nabla V^{(i)}). \quad (16)$$

Proof. According to (10), equation (14) can be rewritten as

$$Q^{(i)}(x_t, \mu) = \int_t^{t'} \mathcal{R}(x(\tau), \mu(\tau)) d\tau + V^{(i)}(x'_t) \quad (17)$$

where $V^{(i)}(x'_t) \triangleq V_{u^{(i)}}(x'_t) = Q^{(i)}(x'_t, u^{(i)})$. Subtracting $V^{(i)}(x_t)$ on both sides of equation (17) yields

$$\begin{aligned} &Q^{(i)}(x_t, \mu) - V^{(i)}(x_t) \\ &= \int_t^{t'} \mathcal{R}(x(\tau), \mu(\tau)) d\tau + V^{(i)}(x'_t) - V^{(i)}(x_t) \\ &= \int_t^{t'} \mathcal{R}(x(\tau), \mu(\tau)) d\tau + \int_t^{t'} \frac{dV^{(i)}(x)}{d\tau} d\tau \\ &= \int_t^{t'} \left(\mathcal{R}(x(\tau), \mu(\tau)) + [\nabla V^{(i)}(x(\tau))]^T f(x(\tau), \mu(\tau)) \right) d\tau \\ &= \int_t^{t'} H(x(\tau), \mu(\tau), \nabla V^{(i)}(x(\tau))) d\tau \end{aligned}$$

i.e.,

$$Q^{(i)}(x_t, \mu) = V^{(i)}(x_t) + \int_t^{t'} H(x(\tau), \mu(\tau), \nabla V^{(i)}(x(\tau))) d\tau.$$

Then,

$$\begin{aligned} \min_{\mu} Q^{(i)}(x_t, \mu) &= \min_{\mu} V^{(i)}(x_t) \\ &\quad + \min_{\mu} \int_t^{t'} H(x(\tau), \mu(\tau), \nabla V^{(i)}(x(\tau))) d\tau \\ &= V^{(i)}(x_t) + \min_{\mu} \int_t^{t'} H(x(\tau), \mu(\tau), \nabla V^{(i)}(x(\tau))) d\tau. \end{aligned} \quad (18)$$

Let

$$\mu_1(\tau) = \arg \min_{\mu} \int_t^{t'} H(x(\tau), \mu(\tau), \nabla V^{(i)}(x(\tau))) d\tau \quad (19)$$

and

$$\mu_2(\tau) = \arg \min_{\mu} H(x(\tau), \mu(\tau), \nabla V^{(i)}(x(\tau))). \quad (20)$$

Thus, it follows from (20) that

$$\begin{aligned} H(x, \mu_2(\tau), \nabla V^{(i)}(x)) &= \min_{\mu} H(x, \mu, \nabla V^{(i)}(x)) \\ &\leq H(x, \mu_1(\tau), \nabla V^{(i)}(x)) \end{aligned}$$

for $\forall \tau \in [t, t']$, then integrating on interval $[t, t']$ yields

$$\begin{aligned} &\int_t^{t'} H(x(\tau), \mu_2(\tau), \nabla V^{(i)}(x(\tau))) d\tau \\ &\leq \int_t^{t'} H(x(\tau), \mu_1(\tau), \nabla V^{(i)}(x(\tau))) d\tau. \end{aligned} \quad (21)$$

On the other hand, based on (19),

$$\begin{aligned} & \int_t^{t'} H(x(\tau), \mu_1(\tau), \nabla V^{(i)}(x(\tau))) d\tau \\ &= \min_{\mu} \int_t^{t'} H(x(\tau), \mu(\tau), \nabla V^{(i)}(x(\tau))) d\tau \\ &\leq \int_t^{t'} H(x(\tau), \mu_2(\tau), \nabla V^{(i)}(x(\tau))) d\tau. \end{aligned} \quad (22)$$

According to (21) and (22),

$$\begin{aligned} & \int_t^{t'} H(x(\tau), \mu_1(\tau), \nabla V^{(i)}(x(\tau))) d\tau \\ &= \int_t^{t'} H(x(\tau), \mu_2(\tau), \nabla V^{(i)}(x(\tau))) d\tau \end{aligned}$$

i.e.,

$$\begin{aligned} & \min_{\mu} \int_t^{t'} H(x(\tau), \mu(\tau), \nabla V^{(i)}(x(\tau))) d\tau \\ &= \int_t^{t'} \min_{\mu} H(x(\tau), \mu(\tau), \nabla V^{(i)}(x(\tau))) d\tau. \end{aligned} \quad (23)$$

Then, it follows from equations (18) and (23) that

$$\begin{aligned} \min_{\mu} Q^{(i)}(x_t, \mu) &= V^{(i)}(x_t) \\ &+ \int_t^{t'} \min_{\mu} H(x(\tau), \mu(\tau), \nabla V^{(i)}(x(\tau))) d\tau. \end{aligned} \quad (24)$$

which means that

$$\arg \min_{\mu} Q^{(i)}(x, \mu) = \arg \min_{\mu} H(x, \mu, \nabla V^{(i)}) = u^{(i+1)}(x). \quad (25)$$

The proof is completed. \square

From Theorem 1, it is indicated that the policy improvement with (15) for learning a control policy $u^{(i+1)}$ that minimizes the Q-function $Q^{(i)}$, is theoretically equivalent to obtain a control policy that minimizes the associated Hamilton function $H(x, \mu, \nabla V^{(i)})$.

Theorem 2. Let $u^{(0)}(x) \in \mathfrak{U}(\mathcal{X})$, the sequence $\{u^{(i)}(x)\}$ be generated by Algorithm 1. Then, $u^{(i)}(x) \in \mathfrak{U}(\mathcal{X})$ for $\forall i = 0, 1, 2, \dots$

Proof. The proof is by mathematical induction. First, $u^{(0)}(x) \in \mathfrak{U}(\mathcal{X})$, i.e., Theorem 2 holds for $i = 0$.

Assume that Theorem 2 holds for index $i = l$, that is, $u^{(l)}(x) \in \mathfrak{U}(\mathcal{X})$. Then, according to (6), the cost function $V^{(l)}(x)$ associated with $u^{(l)}(x)$ satisfies the following Hamilton function equation

$$H(x, u^{(l)}, \nabla V^{(l)}) = 0. \quad (26)$$

Next, we should prove that Theorem 2 still holds for index $i = l + 1$. Under the control policy $u^{(l+1)}(x)$, the closed-loop system is

$$\dot{x} = f(x, u^{(l+1)}). \quad (27)$$

Selecting $V^{(l)}(x)$ be the Lyapunov function, and taking derivative of $V^{(l)}(x)$ along the state of the closed-loop system (27)

yields

$$\begin{aligned} \dot{V}^{(l)} &= \nabla V^{(l)} f(x, u^{(l+1)}) \\ &= \nabla V^{(l)} f(x, u^{(l+1)}) + S(x) + W(u^{(l+1)}) \\ &\quad - S(x) - W(u^{(l+1)}) \\ &= H(x, u^{(l+1)}, \nabla V^{(l)}) - S(x) - W(u^{(l+1)}). \end{aligned} \quad (28)$$

Based on the expressions (16) and (26),

$$\begin{aligned} H(x, u^{(l+1)}, \nabla V^{(l)}) &= \min_{\mu} H(x, \mu, \nabla V^{(l)}) \\ &\leq H(x, u^{(l)}, \nabla V^{(l)}) \\ &= 0. \end{aligned} \quad (29)$$

It follows from (28) and (29) that

$$\dot{V}^{(l)} \leq -S(x) - W(u^{(l+1)}) \leq 0.$$

which means that the closed-loop system (27) is asymptotically stable. Thus, $u^{(l+1)}(x) \in \mathfrak{U}(\mathcal{X})$, i.e., Theorem 2 holds for index $i = l + 1$. \square

Theorem 2 shows that giving an initial admissible control policy, all policies generated by the PIQL Algorithm 1 are admissible.

Theorem 3. For $\forall (x, \mu) \in \mathcal{X} \times \mathcal{U}$, the sequences $\{Q^{(i)}(x, \mu)\}$ and $\{u^{(i)}(x)\}$ are generated by Algorithm 1. Then,

- 1) $Q^{(i)}(x, \mu) \geq Q^{(i+1)}(x, \mu) \geq Q^*(x, \mu)$
- 2) $Q^{(i)}(x, \mu) \rightarrow Q^*(x, \mu)$ and $u^{(i)}(x) \rightarrow u^*(x)$ as $i \rightarrow \infty$.

Proof. 1) For $\forall i = 0, 1, 2, \dots$, define a new iterative function sequence

$$\bar{V}^{(i)}(x_t) = \min_{\mu} Q^{(i)}(x_t, \mu). \quad (30)$$

Then, it follows from the expressions (14) and (30) that

$$\begin{aligned} \bar{V}^{(i)}(x_t) &\leq Q^{(i)}(x_t, u^{(i)}) \\ &= \int_t^{t'} \mathcal{R}(x(\tau), u^{(i)}(\tau)) d\tau + V^{(i)}(x'_t) \\ &= V^{(i)}(x_t). \end{aligned} \quad (31)$$

For $\forall x_t \in \mathcal{X}$, according to (4),

$$\begin{aligned} V^{(i+1)}(x_t) &= \int_t^{t+\Delta t} \mathcal{R}(x(\tau), u^{(i+1)}(\tau)) d\tau + V^{(i+1)}(x'_t) \\ &= \int_t^{t+\Delta t} \mathcal{R}(x(\tau), u^{(i+1)}(\tau)) d\tau + V^{(i)}(x'_t) \\ &\quad - V^{(i)}(x'_t) + V^{(i+1)}(x'_t) \\ &= \bar{V}^{(i)}(x_t) - V^{(i)}(x'_t) + V^{(i+1)}(x'_t) \\ &\leq V^{(i)}(x_t) - V^{(i)}(x'_t) + V^{(i+1)}(x'_t) \\ &= \int_t^{t+\Delta t} \mathcal{R}(x(\tau), u^{(i)}(\tau)) d\tau + V^{(i+1)}(x'_t). \end{aligned} \quad (32)$$

Similar with (32), there is

$$\begin{aligned} V^{(i+1)}(x_{t+k\Delta t}) &\leq \int_{t+k\Delta t}^{t+(k+1)\Delta t} \mathcal{R}(x(\tau), u^{(i)}(\tau)) d\tau \\ &\quad + V^{(i+1)}(t + x_{(k+1)\Delta t}) \end{aligned} \quad (33)$$

for $\forall k$. Note from Theorem 2 that $u^{(i+1)}(x) \in \mathcal{U}(\mathcal{X})$, then $x_t = 0$ as $t \rightarrow \infty$, that is $V^{(i+1)}(x_{t \rightarrow \infty}) = 0$. Thus, it follows from (32) and (33) that

$$\begin{aligned}
 V^{(i+1)}(x_t) &\leq \int_t^{t+\Delta t} \mathcal{R}(x(\tau), u^{(i)}(\tau)) d\tau \\
 &\quad + \int_{t+\Delta t}^{t+2\Delta t} \mathcal{R}(x(\tau), u^{(i)}(\tau)) d\tau \\
 &\quad + V^{(i+1)}(x_{t+2\Delta t}) \\
 &\leq \int_t^{t+\Delta t} \mathcal{R}(x(\tau), u^{(i)}(\tau)) d\tau \\
 &\quad + \int_{t+\Delta t}^{t+2\Delta t} \mathcal{R}(x(\tau), u^{(i)}(\tau)) d\tau \\
 &\quad + \dots + \int_{t+k\Delta t}^{t+(k+1)\Delta t} \mathcal{R}(x(\tau), u^{(i)}(\tau)) d\tau \\
 &\quad + \dots + V^{(i+1)}(x_{t \rightarrow \infty}) \\
 &\leq \int_t^{\infty} \mathcal{R}(x(\tau), u^{(i)}(\tau)) d\tau \\
 &= V^{(i)}(x_t). \tag{34}
 \end{aligned}$$

For $\forall (x_t, \mu) \in \mathcal{X} \times \mathcal{U}$, by using the expressions (14) and (34), there is

$$\begin{aligned}
 Q^{(i+1)}(x_t, \mu) &= \int_t^{t'} \mathcal{R}(x(\tau), \mu(\tau)) d\tau + V^{(i+1)}(x'_t) \\
 &\leq \int_t^{t'} \mathcal{R}(x(\tau), \mu(\tau)) d\tau + V^{(i)}(x'_t) \\
 &= Q^{(i)}(x_t, \mu).
 \end{aligned}$$

According to (10) and (11),

$$\begin{aligned}
 Q^{(i)}(x_t, \mu) &= \int_t^{t'} \mathcal{R}(x(\tau), \mu(\tau)) d\tau + V^{(i)}(x'_t) \\
 &\geq \int_t^{t'} \mathcal{R}(x(\tau), \mu(\tau)) d\tau + V^*(x'_t) \\
 &= Q^*(x_t, \mu).
 \end{aligned}$$

The part 1) of Theorem 3 is proved.

2) From the part 1) of Theorem 3, $\{Q^{(i)}(x, \mu)\}$ is a nonincreasing sequence and bounded below by $Q^*(x, \mu)$. Considering that a bounded monotone sequence always has a limit, denote $Q^{(\infty)}(x, \mu) \triangleq \lim_{i \rightarrow \infty} Q^{(i)}(x, \mu)$ and then $u^{(\infty)}(x) \triangleq \arg \min_{\mu} Q^{(\infty)}(x, \mu)$.

Based on the proof of the part 1) in Theorem 3, $\{V^{(i)}(x)\}$ is also a nonincreasing sequence and bounded below by $V^*(x)$. Denote $V^{(\infty)}(x) \triangleq \lim_{i \rightarrow \infty} V^{(i)}(x)$. It follows from Theorem 1 (by simplify replacing $V^{(i)}$ with $V^{(\infty)}$) that

$$u^{(\infty)}(x) = \arg \min_{\mu} Q^{(\infty)}(x, \mu) = \arg \min_{\mu} H(x, \mu, \nabla V^{(\infty)}). \tag{35}$$

Since $u^{(\infty)}(x) \in \mathcal{U}(\mathcal{X})$, it is based on (6) that $H(x, u^{(\infty)}, \nabla V^{(\infty)}) = 0$, which means that $V^{(\infty)}(x)$ satisfies the HJBE (8). According to the uniqueness of the HJBE's solution, $V^{(\infty)}(x) = V^*(x)$.

Then, from (14),

$$\begin{aligned}
 Q^{(\infty)}(x_t, \mu) &= \lim_{i \rightarrow \infty} Q^{(i)}(x_t, \mu) \\
 &= \lim_{i \rightarrow \infty} \int_t^{t'} \mathcal{R}(x(\tau), \mu(\tau)) d\tau + \lim_{i \rightarrow \infty} Q^{(i)}(x'_t, u^{(i)}) \\
 &= \int_t^{t'} \mathcal{R}(x(\tau), \mu(\tau)) d\tau + Q^{(\infty)}(x'_t, u^{(\infty)}) \\
 &= \int_t^{t'} \mathcal{R}(x(\tau), \mu(\tau)) d\tau + V^{(\infty)}(x'_t) \\
 &= \int_t^{t'} \mathcal{R}(x(\tau), \mu(\tau)) d\tau + V^*(x'_t) \\
 &= Q^*(x_t, \mu). \tag{36}
 \end{aligned}$$

The substitution of (36) into (35) yields $u^{(\infty)}(x) = \arg \min_{\mu} Q^*(x, \mu) = u^*(x)$. The proof is completed. \square

In Theorem 3, the convergence of the proposed PIQL algorithm is proved. It is demonstrated that $\{Q^{(i)}(x, \mu)\}$ is a bounded nonincreasing sequence that converges to the optimal Q-function $Q^*(x, \mu)$, and then the control sequence $\{u^{(i)}(x)\}$ converges to the optimal control policy $u^*(x)$.

C. The Method of Weighted Residuals

In the PIQL algorithm (i.e., Algorithm 1), the policy evaluation requires the solution of the equation (14) for unknown Q-function $Q^{(i)}(x, \mu)$. In this subsection, the method of weighted residuals (MWR) is developed. Let $\Psi(x, \mu) \triangleq \{\psi_j(x, \mu)\}_{j=1}^{\infty}$ be complete set of linearly independent basis functions, such that $\psi_j(0, 0) = 0$ for $\forall j$. Then, the solution $Q^{(i)}(x, \mu)$ of the iterative equation (14) can be expressed as linear combination of basis function set $\Psi(x, \mu)$, i.e., $Q^{(i)}(x, \mu) = \sum_{j=1}^{\infty} \theta_j^{(i)} \psi_j(x, \mu)$ which are assumed to converge pointwise in $\mathcal{X} \times \mathcal{U}$. The trial solution for $Q^{(i)}(x, \mu)$ can be respectively taken by truncating the series to

$$\hat{Q}^{(i)}(x, \mu) = \sum_{j=1}^L \theta_j^{(i)} \psi_j(x, \mu) = \Psi_L^T(x, \mu) \theta^{(i)} \tag{37}$$

where $\theta^{(i)} \triangleq [\theta_1^{(i)} \dots \theta_L^{(i)}]^T$ is an unknown weight vector, $\Psi_L(x, \mu) \triangleq [\psi_1(x, \mu) \dots \psi_L(x, \mu)]^T$. By using (15) and (37), the estimated solution for $Q^{(i)}(x, \mu)$ is given by

$$\hat{u}^{(i)}(x) = \arg \min_{\mu} \hat{Q}^{(i-1)}(x, \mu). \tag{38}$$

Due to the truncation error of the trail solution (37), the replacement of $Q^{(i)}(x, \mu)$ and $u^{(i)}(x)$ in the iterative equation (14) with $\hat{Q}^{(i)}(x, \mu)$ and $\hat{u}^{(i)}(x)$ respectively, yields the following residual error:

$$\begin{aligned}
 \sigma^{(i)}(x_t, \mu, x'_t) &\triangleq \hat{Q}^{(i)}(x_t, \mu) - \hat{Q}^{(i)}(x'_t, \hat{u}^{(i)}) \\
 &\quad - \int_t^{t'} \mathcal{R}(x(\tau), \mu(\tau)) d\tau \\
 &= [\Psi_L(x_t, \mu) - \Psi_L(x'_t, \hat{u}^{(i)})]^T \theta^{(i)} \\
 &\quad - \int_t^{t'} \mathcal{R}(x(\tau), \mu(\tau)) d\tau \\
 &= \bar{\rho}^{(i)}(x_t, \mu, x'_t) \theta^{(i)} - \pi(x_t, \mu) \tag{39}
 \end{aligned}$$

where $\bar{\rho}^{(i)}(x_t, \mu, x'_t) = [\bar{\rho}_1^{(i)}(x_t, \mu, x'_t) \cdots \bar{\rho}_L^{(i)}(x_t, \mu, x'_t)]$ and $\pi(x_t, \mu) \triangleq \int_t^{t'} \mathcal{R}(x(\tau), \mu(\tau)) d\tau$, with $\bar{\rho}_j^{(i)}(x_t, \mu, x'_t) = \psi_j(x_t, \mu) - \psi_j(x'_t, \hat{u}^{(i)})$, $j = 1, \dots, L$. In the MWR, the unknown constant vector $\theta^{(i)}$ can be solved in such a way that the residual error $\sigma^{(i)}(x_t, \mu, x'_t)$ (for $\forall t, t' \geq 0$) of (39) is forced to be zero in some average sense. The weighted integrals of the residual are set to zero:

$$\left\langle \mathcal{W}_L^{(i)}(x, \mu, x'), \sigma^{(i)}(x, \mu, x') \right\rangle_{\mathcal{D}} = 0. \quad (40)$$

where $\mathcal{W}_L^{(i)}(x, \mu, x') \triangleq [\omega_1^{(i)}(x, \mu, x') \cdots \omega_L^{(i)}(x, \mu, x')]^T$ is named the weighted function vector. Then, the substitution of (39) into (40) yields,

$$\left\langle \mathcal{W}_L^{(i)}(x, \mu, x'), \bar{\rho}^{(i)}(x, \mu, x') \right\rangle_{\mathcal{D}} \theta^{(i)} - \left\langle \mathcal{W}_L^{(i)}(x, \mu, x'), \pi(x, \mu) \right\rangle_{\mathcal{D}} = 0$$

where the notations $\left\langle \mathcal{W}_L^{(i)}, \bar{\rho}^{(i)} \right\rangle_{\mathcal{D}}$ and $\left\langle \mathcal{W}_L^{(i)}, \pi \right\rangle_{\mathcal{D}}$ are given by

$$\left\langle \mathcal{W}_L^{(i)}, \bar{\rho}^{(i)} \right\rangle_{\mathcal{D}} \triangleq \begin{bmatrix} \left\langle \omega_1^{(i)}, \bar{\rho}_1^{(i)} \right\rangle_{\mathcal{D}} & \cdots & \left\langle \omega_1^{(i)}, \bar{\rho}_L^{(i)} \right\rangle_{\mathcal{D}} \\ \vdots & \cdots & \vdots \\ \left\langle \omega_L^{(i)}, \bar{\rho}_1^{(i)} \right\rangle_{\mathcal{D}} & \cdots & \left\langle \omega_L^{(i)}, \bar{\rho}_L^{(i)} \right\rangle_{\mathcal{D}} \end{bmatrix}$$

and

$$\left\langle \mathcal{W}_L^{(i)}, \pi \right\rangle_{\mathcal{D}} \triangleq \left[\left\langle \omega_1^{(i)}, \pi \right\rangle_{\mathcal{D}} \cdots \left\langle \omega_L^{(i)}, \pi \right\rangle_{\mathcal{D}} \right]^T.$$

and thus $\theta^{(i+1)}$ can be obtained with

$$\theta^{(i+1)} = \left\langle \mathcal{W}_L^{(i)}, \bar{\rho}^{(i)} \right\rangle_{\mathcal{D}}^{-1} \left\langle \mathcal{W}_L^{(i)}, \pi \right\rangle_{\mathcal{D}}. \quad (41)$$

Note that the computations of $\left\langle \mathcal{W}_L^{(i)}, \bar{\rho}^{(i)} \right\rangle_{\mathcal{D}}$ and $\left\langle \mathcal{W}_L^{(i)}, \pi \right\rangle_{\mathcal{D}}$ involve many numerical integrals on domain \mathcal{D} , which are computationally expensive. Thus, the Monte-Carlo integration method [40] is introduced, which is especially competitive on multi-dimensional domain. We now illustrate the Monte-Carlo integration for computing $\left\langle \mathcal{W}_L^{(i)}(x, \mu, x'), \bar{\rho}^{(i)}(x, \mu, x') \right\rangle_{\mathcal{D}}$. Let $I_{\mathcal{D}} \triangleq \int_{\mathcal{D}} d(x, \mu, x')$, and $\mathcal{S}_M \triangleq \{(x_{[k]}, \mu_{[k]}, x'_{[k]}) | (x_{[k]}, \mu_{[k]}, x'_{[k]}) \in \mathcal{D}, k = 1, 2, \dots, M\}$ be the set that sampled on domain \mathcal{D} , where M is size of sample set \mathcal{S}_M . Then, $\left\langle \mathcal{W}_L^{(i)}(x, \mu, x'), \bar{\rho}^{(i)}(x, \mu, x') \right\rangle_{\mathcal{D}}$ is approximately computed with

$$\begin{aligned} & \left\langle \mathcal{W}_L^{(i)}(x, \mu, x'), \bar{\rho}^{(i)}(x, \mu, x') \right\rangle_{\mathcal{D}} \\ &= \int_{\mathcal{D}} \mathcal{W}_L^{(i)}(x, \mu, x') \bar{\rho}^{(i)}(x, \mu, x') d(x, \mu, x') \\ &= \frac{I_{\mathcal{D}}}{M} \sum_{k=1}^M \mathcal{W}_L^{(i)}(x_{[k]}, \mu_{[k]}, x'_{[k]}) \bar{\rho}^{(i)}(x_{[k]}, \mu_{[k]}, x'_{[k]}) \\ &= \frac{I_{\mathcal{D}}}{M} (W^{(i)})^T Z^{(i)} \end{aligned} \quad (42)$$

where

$$\begin{aligned} W^{(i)} &= [\mathcal{W}_L^{(i)}(x_{[1]}, \mu_{[1]}, x'_{[1]}) \cdots \mathcal{W}_L^{(i)}(x_{[M]}, \mu_{[M]}, x'_{[M]})]^T \\ Z^{(i)} &= [(\bar{\rho}^{(i)}(x_{[1]}, \mu_{[1]}, x'_{[1]}))^T \cdots (\bar{\rho}^{(i)}(x_{[M]}, \mu_{[M]}, x'_{[M]}))^T]^T. \end{aligned}$$

Similarly,

$$\begin{aligned} & \left\langle \mathcal{W}_L^{(i)}(x, \mu, x'), \pi(x, \mu) \right\rangle_{\mathcal{D}} \\ &= \frac{I_{\mathcal{D}}}{M} \sum_{k=1}^M \left(\mathcal{W}_L^{(i)}(x_{[k]}, \mu_{[k]}, x'_{[k]}) \right)^T \pi(x_{[k]}, \mu_{[k]}) \\ &= \frac{I_{\mathcal{D}}}{M} (W^{(i)})^T \eta \end{aligned} \quad (43)$$

where $\eta \triangleq [\pi(x_{[1]}, \mu_{[1]}) \cdots \pi(x_{[M]}, \mu_{[M]})]^T$. Then, the substitution of (42) and (43) into (41) yields,

$$\theta^{(i)} = \left[(W^{(i)})^T Z^{(i)} \right]^{-1} (W^{(i)})^T \eta. \quad (44)$$

It is observed that the sample set \mathcal{S}_M is arbitrary on domain \mathcal{D} , based on which $W^{(i)}$, $Z^{(i)}$ and η can be computed and then the unknown parameter vector $\theta^{(i)}$ is obtained with the expression (44) accordingly.

The above MWR is for solving an iterative equation (15) in the PIQL algorithm. Based on the expression (44), the implementation procedure of the PIQL algorithm is given as follows:

Algorithm 2. Implementation of PIQL

- ▶ *Step 1:* Collect real system data (x_k, μ_k, x'_k) for sample set \mathcal{S}_M , and then compute $\Psi_L(x_k, \mu_k)$ and η ;
 - ▶ *Step 2:* Let $u^{(0)}(x) \in \mathfrak{U}(\mathcal{X})$, and $i = 0$;
 - ▶ *Step 3:* Compute $W^{(i)}$ and $Z^{(i)}$, and then update parameter vector $\theta^{(i)}$ with (44);
 - ▶ *Step 4:* Update control policy $\hat{u}^{(i+1)}(x)$ based on (38) with index $i + 1$;
 - ▶ *Step 5:* If $\|\theta^{(i)} - \theta^{(i-1)}\| \leq \xi$ ($i \geq 1$, ξ is a small positive number), stop iteration, else, let $i = i + 1$ and go back to Step 3. □
-

IV. VALUE ITERATION BASED Q-LEARNING

Generally, RL involves two basic frameworks: policy iteration and value iteration. Section III gives a PIQL method for model-free optimal control design of the system (1). In this section, we proposed a value iteration based QL (VIQL) algorithm, which is presented as follows:

Algorithm 3. Value iteration based Q-learning

- ▶ *Step 1:* Let $Q^{(0)}(x, \mu) \geq 0$ be an initial Q-function. Let $i = 1$;
- ▶ *Step 2: (Policy improvement)* Update control policy with:

$$u^{(i)}(x) \triangleq \arg \min_{\mu} Q^{(i-1)}(x, \mu); \quad (45)$$
- ▶ *Step 3: (Policy evaluation)* Solve the iterative equation

$$Q^{(i)}(x_t, \mu) \triangleq \int_t^{t'} \mathcal{R}(x(\tau), \mu(\tau)) d\tau + Q^{(i-1)}(x'_t, u^{(i)}) \quad (46)$$

for unknown Q-function $Q^{(i)}$;

► *Step 4:* Let $i = i + 1$, go back to Step 2 and continue. ◻

Theorem 4. For $\forall(x, \mu) \in \mathcal{X} \times \mathcal{U}$, let $\{Q^{(i)}(x, \mu)\}$ be the sequence generated by Algorithm 3. Let $Q^{(0)}(x, \mu)$ be an arbitrary Q-function of a stable control policy, then

- 1) $Q^{(i)}(x, \mu) \geq Q^{(i+1)}(x, \mu) \geq Q^*(x, \mu)$
- 2) $Q^{(i)}(x, \mu) \rightarrow Q^*(x, \mu)$ and $u^{(i)}(x) \rightarrow u^*(x)$ as $i \rightarrow \infty$.

Proof. 1) The proof is by mathematical induction.

Without loss of generality, let $Q^{(0)}(x, \mu)$ denotes the Q-function of a stable control policy $v(x)$. Then, it follows from the definition of Q-function (9) and (10) that

$$\begin{aligned} Q^{(0)}(x_t, \mu) &= Q_v(x_t, \mu) \\ &= \int_t^{t'} \mathcal{R}(x(\tau), \mu(\tau))d\tau + Q^{(0)}(x'_t, v). \end{aligned} \quad (47)$$

According to (45)-(47),

$$\begin{aligned} Q^{(1)}(x_t, \mu) &= \int_t^{t'} \mathcal{R}(x(\tau), \mu(\tau))d\tau + Q^{(0)}(x'_t, u^{(1)}) \\ &= \int_t^{t'} \mathcal{R}(x(\tau), \mu(\tau))d\tau + \min_{\mu} Q^{(0)}(x'_t, \mu) \\ &\leq \int_t^{t'} \mathcal{R}(x(\tau), \mu(\tau))d\tau + Q^{(0)}(x'_t, v) \\ &= Q^{(0)}(x_t, \mu) \end{aligned}$$

which means that the inequality $Q^{(i)}(x, \mu) \geq Q^{(i+1)}(x, \mu)$ holds for $i = 0$.

Assume that the inequality $Q^{(i)}(x, \mu) \geq Q^{(i+1)}(x, \mu)$ holds for $i = l - 1$, i.e.,

$$Q^{(l)}(x, \mu) \leq Q^{(l-1)}(x, \mu). \quad (48)$$

Based on the expression (45),

$$Q^{(l)}(x, u^{(l)}) = \min_{\mu} Q^{(l)}(x, \mu) \leq Q^{(l)}(x, \mu) \quad (49)$$

for $\forall x, \mu$. Then, it follows from (46), (48) and (49) that

$$\begin{aligned} Q^{(l+1)}(x_t, \mu) &= \int_t^{t'} \mathcal{R}(x(\tau), \mu(\tau))d\tau + Q^{(l)}(x'_t, u^{(l+1)}) \\ &= \int_t^{t'} \mathcal{R}(x(\tau), \mu(\tau))d\tau + \min_{\mu} Q^{(l)}(x'_t, \mu) \\ &\leq \int_t^{t'} \mathcal{R}(x(\tau), \mu(\tau))d\tau + Q^{(l)}(x'_t, u^{(l)}) \\ &\leq \int_t^{t'} \mathcal{R}(x(\tau), \mu(\tau))d\tau + Q^{(l-1)}(x'_t, u^{(l)}) \\ &= Q^{(l)}(x_t, \mu) \end{aligned} \quad (50)$$

which means that the inequality $Q^{(i)}(x, \mu) \geq Q^{(i+1)}(x, \mu)$ holds for $i = l$.

Next, we will prove $Q^{(i)}(x, \mu) \geq Q^*(x, \mu)$. Considering $Q^{(i-1)}(x, \mu) \geq Q^{(i)}(x, \mu)$ holds for $\forall(x, \mu) \in \mathcal{X} \times \mathcal{U}$, then

$$Q^{(i-1)}(x'_t, u^{(i)}) \geq Q^{(i)}(x'_t, u^{(i)}) \quad (51)$$

Combining (46) and (51), there is

$$\begin{aligned} Q^{(i)}(x_t, \mu) &= \int_t^{t'} \mathcal{R}(x(\tau), \mu(\tau))d\tau + Q^{(i-1)}(x'_t, u^{(i)}) \\ &\geq \int_t^{t'} \mathcal{R}(x(\tau), \mu(\tau))d\tau + Q^{(i)}(x'_t, u^{(i)}) \\ &= \int_t^{t'} \mathcal{R}(x(\tau), \mu(\tau))d\tau + V^{(i)}(x'_t) \\ &\geq \int_t^{t'} \mathcal{R}(x(\tau), \mu(\tau))d\tau + V^*(x'_t) \\ &= Q^*(x_t, \mu). \end{aligned} \quad (52)$$

The part 1) of Theorem 4 is proved.

2) The part 2) of Theorem 4 can be proved similarly as that for the part 2) of Theorem 3, and it is omitted for brevity. The proof is completed. ◻

It is noted that an iterative equation (46) should be solved in each iteration of the VIQL algorithm. Similar with Subsection III-C, the MWR can be used to solve the equation (46). To avoid repeat, we omit the detailed derivation of the MWR and give the parameter update law directly as

$$\theta^{(i)} = [W^T Z]^{-1} W^T (\eta + Z^{(i)} \theta^{(i-1)}) \quad (53)$$

where the notations are given by

$$\begin{aligned} W &= [\mathcal{W}_L(x_{[1]}, \mu_{[1]}) \cdots \mathcal{W}_L(x_{[M]}, \mu_{[M]})]^T \\ Z &= [\bar{\rho}^T(x_{[1]}, \mu_{[1]}) \cdots \bar{\rho}^T(x_{[M]}, \mu_{[M]})]^T \\ Z^{(i)} &= [\bar{\rho}^T(x'_{[1]}, \hat{u}^{(i)}(x'_{[1]})) \cdots \bar{\rho}^T(x'_{[M]}, \hat{u}^{(i)}(x'_{[M]}))]^T \\ \eta &= [\pi(x_{[1]}, \mu_{[1]}) \cdots \pi(x_{[M]}, \mu_{[M]})]^T \end{aligned}$$

with $\mathcal{W}_L(x, \mu) = [\omega_1(x, \mu) \cdots \omega_L(x, \mu)]^T$ be the weighted function vector, $\bar{\rho}(x, \mu) = [\bar{\rho}_1(x, \mu) \cdots \bar{\rho}_L(x, \mu)]$ with $\bar{\rho}_j(x, \mu) = \psi_j(x, \mu)$, $j = 1, \dots, L$, and $\pi(x_t, \mu) = \int_t^{t'} \mathcal{R}(x(\tau), \mu(\tau))d\tau$.

Based on the parameter update law (53), the implementation procedure of the VIQL algorithm is presented below:

Algorithm 4. Implementation of VIQL

- *Step 1:* Collect real system data (x_k, μ_k, x'_k) for sample set \mathcal{S}_M , and then compute W, Z and η ;
 - *Step 2:* Let $\theta^{(0)}$ be the initial parameter vector, and $i = 1$;
 - *Step 3:* Update control policy $\hat{u}^{(i)}(x)$ with (38);
 - *Step 4:* Compute $Z^{(i)}$, and then update parameter vector $\theta^{(i)}$ with (53);
 - *Step 5:* If $\|\theta^{(i)} - \theta^{(i-1)}\| \leq \xi$ (ξ is a small positive number), stop iteration, else, let $i = i + 1$ and go back to Step 3. ◻
-

Remark 2. There are several similarities and differences between PIQL and VIQL algorithms, which are summarized as follows: 1) Both of them generate a non-increasing Q-function sequence, which converges to the optimal Q-function. 2) Both algorithms are model-free method, which learns the optimal control policy from real system data rather than using

mathematical model of system (1). 3) Both of them are off-policy RL method, where the system data can be generated by arbitrary behavior control policies. 4) Their implementations are offline learning procedure, and then the convergent control will be employed for real-time control. 5) PIQL algorithm requires an initial admissible control policy, while it is not a necessity for VIQL algorithm. 6) For RL methods, the policy iteration has a quadratic convergence rate, while value iteration has a linear convergence rate. This implies that PIQL algorithm converges much faster than VIQL algorithm. \square

V. Q-LEARNING FOR LQR PROBLEM

In the section, we simplify the developed PIQL and VIQL methods for solving the model-free linear quadratic regulation (LQR) problem. Consider a linear version of system (1):

$$\dot{x}(t) = Ax(t) + Bu(t), x(0) = x_0 \quad (54)$$

where $A \in \mathbb{R}^{n \times n}$ and $B \in \mathbb{R}^{n \times m}$ are unknown matrices, and the quadratic cost function:

$$J(x_0, u) = \int_0^\infty (\|x(t)\|_S^2 + \|u(t)\|_W^2) dt \quad (55)$$

where matrices $S, W > 0$.

For the LQR problem of system (54) with cost function (55), its optimal Q-function can be given by

$$Q^*(x, \mu) = \begin{bmatrix} x \\ \mu \end{bmatrix}^T G \begin{bmatrix} x \\ \mu \end{bmatrix} \quad (56)$$

where $G \geq 0$ is a block matrix denoted as

$$G \triangleq \begin{bmatrix} G_{11} & G_{12} \\ G_{21} & G_{22} \end{bmatrix}.$$

According to (13), its optimal control policy is given by

$$u^*(x) = \arg \min_{\mu} Q^*(x, \mu) = -G_{22}^{-1} G_{21}^T x. \quad (57)$$

Thus, denote the Q-function $Q^{(i)}(x, \mu)$ as

$$Q^{(i)}(x, \mu) = \begin{bmatrix} x \\ \mu \end{bmatrix}^T G^{(i)} \begin{bmatrix} x \\ \mu \end{bmatrix} \quad (58)$$

where $G^{(i)}$ is given by

$$G^{(i)} \triangleq \begin{bmatrix} G_{11}^{(i)} & G_{12}^{(i)} \\ G_{21}^{(i)} & G_{22}^{(i)} \end{bmatrix}.$$

A. PIQL for LQR Problem

By using the expression (58), the PIQL Algorithm 1 can be simplified for solving the model-free LQR problem of system (54), which is given as follows:

Algorithm 5. PIQL for LQR problem

- *Step 1:* Let $u^{(0)}(x) \in \mathcal{U}(\mathcal{X})$ be an initial stabilizing control policy, and $i = 0$;

- *Step 2: (Policy evaluation)* Solve the equation

$$\begin{bmatrix} x_t \\ \mu \end{bmatrix}^T G^{(i)} \begin{bmatrix} x_t \\ \mu \end{bmatrix} = \int_t^{t'} \mathcal{R}(x(\tau), \mu(\tau)) d\tau + \begin{bmatrix} x'_t \\ u^{(i)} \end{bmatrix}^T G^{(i)} \begin{bmatrix} x'_t \\ u^{(i)} \end{bmatrix} \quad (59)$$

for unknown unknown matrix $G^{(i)}$;

- *Step 3: (Policy improvement)* Update control policy with

$$u^{(i+1)}(x) = -[G_{22}^{(i)}]^{-1} [G_{12}^{(i)}]^T x; \quad (60)$$

- *Step 4:* Let $i = i + 1$, go back to Step 2 and continue. \square

According to Theorem 3, Algorithm 5 generates a non-increasing matrix sequence $\{G^{(i)}\}$ that converges to G .

For each iteration of Algorithm 5, the iterative equation (59) should be solved for the unknown unknown matrix $G^{(i)}$. It is observed that $G^{(i)}$ is a $(n+m) \times (n+m)$ symmetric matrix, which has $(n+m)(n+m+1)/2$ unknown parameters. Letting

$$\Psi_L(x, \mu) = [x_1^2 \quad x_1 x_2 \quad \dots \quad x_1 \mu_1 \quad \dots \quad x_1 \mu_m \quad x_2^2 \quad \dots \quad x_2 \mu_1 \quad \dots \quad \mu_m^2]^T \quad (61)$$

and

$$\theta^{(i)} = [(g_{1,1}^{(i)})^2 \quad 2g_{1,2}^{(i)} \quad \dots \quad 2g_{1,n+1}^{(i)} \quad \dots \quad 2g_{1,n+m}^{(i)} \quad (g_{2,2}^{(i)})^2 \quad \dots \quad 2g_{2,n+m}^{(i)} \quad \dots \quad (g_{n+m,n+m}^{(i)})^2]^T \quad (62)$$

the iterative equation (59) can be equivalently rewritten as

$$[\Psi_L(x_t, \mu) - \Psi_L(x'_t, \hat{u}^{(i)}(x'_t))]^T \theta^{(i)} = \pi(x_t, \mu) \quad (63)$$

where $\pi(x_t, \mu) \triangleq \int_t^{t'} \mathcal{R}(x(\tau), \mu(\tau)) d\tau$. By using the data set \mathcal{S}_M collected from real system, the following least-square scheme is obtained for updating the unknown parameter vector $\theta^{(i)}$

$$\theta^{(i)} = [(Z^{(i)})^T Z^{(i)}]^{-1} (Z^{(i)})^T \eta \quad (64)$$

where

$$\begin{aligned} Z^{(i)} &= [\Psi_L(x_{[1]}, \mu_{[1]}) - \Psi_L(x'_{[1]}, \hat{u}^{(i)}(x'_{[1]})) \\ &\quad \dots \quad \Psi_L(x_{[M]}, \mu_{[M]}) - \Psi_L(x'_{[M]}, \hat{u}^{(i)}(x'_{[M]}))]^T \\ \eta &= [\pi(x_{[1]}, \mu_{[1]}) \quad \dots \quad \pi(x_{[M]}, \mu_{[M]})]^T. \end{aligned}$$

With the least-square scheme (64), the implementation procedure of Algorithm 5 will be obtained similarly with Algorithm 2.

Remark 3. For the LQR problem of the linear system (54), there is no residual error in the expression (63) because the Q-function $Q(x, \mu)$ can be exactly represented by basic function vector (62). \square

B. VIQL for LQR Problem

With the expression (58), the VIQL Algorithm 3 can be simplified for solving the model-free LQR problem of system (54), which is given as follows:

Algorithm 6. VIQL for LQR problem

- *Step 1:* Let $G^{(0)} \geq 0$ and $i = 1$;
- *Step 2: (Policy improvement)* Update control policy with:

$$u^{(i)}(x) = -[G_{22}^{(i-1)}]^{-1}[G_{12}^{(i-1)}]^T x; \quad (65)$$

- *Step 3: (Policy evaluation)* Solve the iterative equation

$$\begin{aligned} \begin{bmatrix} x_t \\ \mu \end{bmatrix}^T G^{(i)} \begin{bmatrix} x_t \\ \mu \end{bmatrix} &= \int_t^{t'} \mathcal{R}(x(\tau), \mu(\tau)) d\tau \\ &+ \begin{bmatrix} x'_t \\ u^{(i)} \end{bmatrix}^T G^{(i-1)} \begin{bmatrix} x'_t \\ u^{(i)} \end{bmatrix} \end{aligned} \quad (66)$$

for unknown unknown matrix $G^{(i)}$;

- *Step 4:* Let $i = i + 1$, go back to Step 2 and continue. □

Based on Theorem 4, Algorithm 6 generates a non-increasing matrix sequence $\{G^{(i)}\}$ that converges to G . By using the expressions (61) and (62) the iterative equation (66) can be equivalently rewritten as

$$\Psi_N^T(x_t, \mu)\theta^{(i)} = \pi(x_t, \mu) + \Psi_N^T(x'_t, \hat{u}^{(i)}(x'_t))\theta^{(i-1)} \quad (67)$$

where $\pi(x_t, \mu) = \int_t^{t'} \mathcal{R}(x(\tau), \mu(\tau)) d\tau$. By using the data set \mathcal{S}_M collected from real system, the following least-square scheme is obtained for the updating unknown parameter vector $\theta^{(i)}$

$$\theta^{(i)} = [Z^T Z]^{-1} Z^T (\eta + Z^{(i)} \theta^{(i-1)}) \quad (68)$$

where the notations are given by

$$\begin{aligned} Z &= [\Psi_L(x_{[1]}, \mu_{[1]}) \cdots \Psi_L(x_{[M]}, \mu_{[M]})]^T \\ Z^{(i)} &= [\Psi_L(x'_{[1]}, \hat{u}^{(i)}(x'_{[1]})) \cdots \Psi_L(x'_{[M]}, \hat{u}^{(i)}(x'_{[M]}))]^T \\ \eta &= [\pi(x_{[1]}, \mu_{[1]}) \cdots \pi(x_{[M]}, \mu_{[M]})]^T. \end{aligned}$$

With the least-square scheme (68), the implementation procedure of Algorithm 6 will be obtained similarly with Algorithm 4, which is omitted for brevity.

VI. SIMULATION STUDIES

To test the effectiveness of the proposed QL algorithms, computer simulation studies are conducted on a linear F-16 aircraft plant and a numerical nonlinear system. For all simulations, the algorithm stop accuracy is set as $\xi = 10^{-5}$, the system data set \mathcal{S}_M is collected randomly and its size is set as $M = 100$.

A. Example 1: Linear F-16 Aircraft Plant

Consider a linear F16 aircraft plant [41]–[43], where the system dynamics is described with (54), and the system matrices given by:

$$A = \begin{bmatrix} -1.01887 & 0.90506 & -0.00215 \\ 0.82225 & -1.07741 & -0.17555 \\ 0 & 0 & -1 \end{bmatrix}, B = \begin{bmatrix} 0 \\ 0 \\ 1 \end{bmatrix}$$

where the system state vector is $x = [\alpha \ q \ \delta_e]^T$, α denotes the angle of attack, q is the pitch rate, δ_e is the elevator deflection

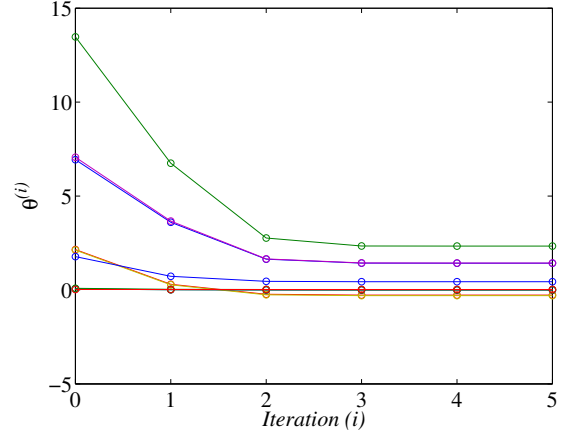


Fig. 1. For example 1, all parameters of vector $\theta^{(i)}$ obtained by PIQL algorithm.

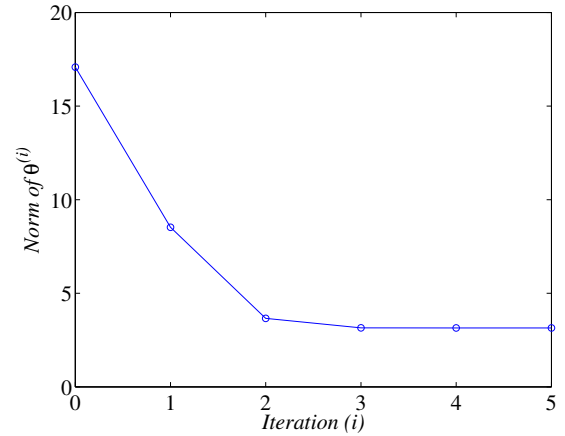


Fig. 2. For example 1, the norm $\|\theta^{(i)}\|$ obtained by PIQL algorithm.

angle, and the control input u is the elevator actuator voltage. Select S, W as unit matrices for quadratic cost function (55). Then, solve the associated Riccati algebraic equation with the MATLAB command CARE, we can obtain the optimal control policy given by $u^*(x) = Kx$, where $K = [-0.1352 \quad -0.1501 \quad 0.4329]$ is the optimal control gain.

For the LQR problem, it follows from (61) and (62) that the the basic function set is

$$\Psi_L(x, \mu) = [x_1^2 \ x_1 x_2 \ x_1 x_3 \ x_1 \mu \ x_2^2 \ x_2 x_3 \ x_2 \mu \ x_3^2 \ x_3 \mu \ \mu^2]^T \quad (69)$$

and the parameter vector is

$$\theta^{(i)} = [(g_{1,1}^{(i)})^2 \ 2g_{1,2}^{(i)} \ 2g_{1,3}^{(i)} \ 2g_{1,4}^{(i)} \ (g_{2,2}^{(i)})^2 \ 2g_{2,3}^{(i)} \ 2g_{2,4}^{(i)} \ (g_{3,3}^{(i)})^2 \ 2g_{3,4}^{(i)} \ (g_{4,4}^{(i)})^2]^T.$$

According to the policy improvement rule (60), the iterative control gain is $K^{(i)} = [k_1^{(i)} \ k_2^{(i)} \ k_3^{(i)}] = -(g_{4,4}^{(i)})^{-1} [g_{1,4}^{(i)} \ g_{2,4}^{(i)} \ g_{3,4}^{(i)}] = -0.5(\theta_{10}^{(i)})^{-1} [\theta_4^{(i)} \ \theta_7^{(i)} \ \theta_9^{(i)}]$.

First, the PIQL algorithm (i.e., Algorithm 2) with parameters update law (64) is used to solve this model-free LQR

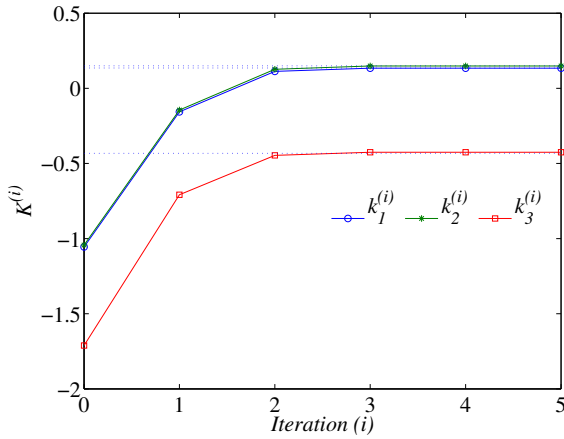


Fig. 3. For example 1, the iterative control gain $K^{(i)}$ obtained by PIQL algorithm.

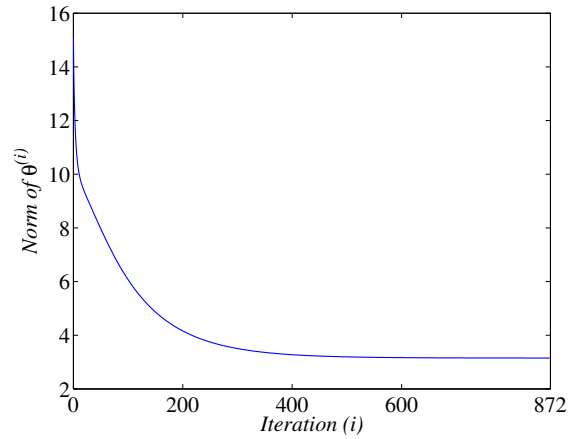


Fig. 5. For example 1, the norm $\|\theta^{(i)}\|$ obtained by VIQL algorithm.

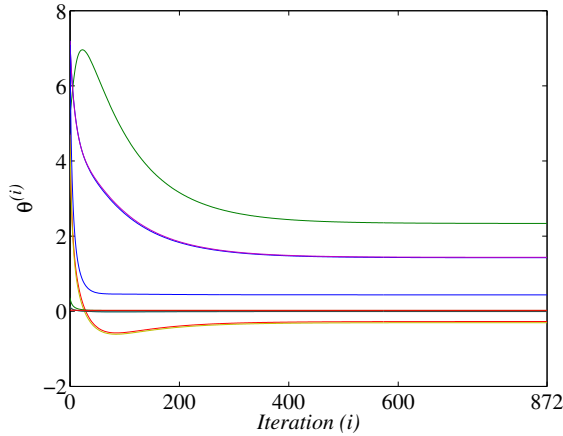


Fig. 4. For example 1, all parameters of vector $\theta^{(i)}$ obtained by VIQL algorithm.

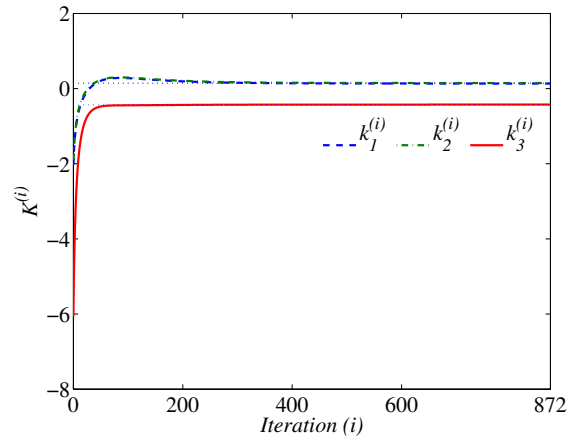


Fig. 6. For example 1, the iterative control gain $K^{(i)}$ obtained by VIQL algorithm.

problem. Figures 1-3 gives the simulation results, where the PIQL algorithm achieves convergence at $i = 5$ iteration. Figures 1 and 2 show the parameter vector $\theta^{(i)}$ and its norm $\|\theta^{(i)}\|$ respectively, where the parameter vector converges to $\theta^{(5)} = [1.4250 \ 2.3374 \ -0.2734 \ -0.0068 \ 1.4355 \ -0.3034 \ -0.0076 \ 0.4375 \ 0.0216 \ 0.0254]^T$.

Figure 3 shows the control gain $K^{(i)}$ at each iteration, where the dot lines represent idea value of the optimal control gain K . It is observed that $K^{(i)}$ converges to

$$K^{(5)} = [0.1343 \ 0.1488 \ -0.4256]$$

which approaches to the optimal control gain K .

Next, with the same basic function vector (69), the VIQL algorithm (i.e., Algorithm 4) with parameters update law (68) is employed to solve this model-free LQR problem. It is observed that the VIQL algorithm achieves convergence at $i = 872$ iteration, where the parameter vector $\theta^{(i)}$ converges to

$$\theta^{(872)} = [1.4254 \ 2.3382 \ -0.2735 \ -0.0068 \ 1.4359 \ -0.3035 \ -0.0076 \ 0.4375 \ 0.0216 \ 0.0254]^T.$$

and the iterative control gain $K^{(i)}$ converges to

$$K^{(872)} = [0.1344 \ 0.1489 \ -0.4256]$$

which approaches to the optimal control gain K . Figure 4-5 give the the parameter vector $\theta^{(i)}$ and the norm $\|\theta^{(i)}\|$ at each iteration, respectively. Figure 6 shows the control gain $K^{(i)}$ at each iteration, where the dot lines represent idea value of the optimal control gain K .

From the simulation results, it is found that the PIQL algorithm achieves much faster convergence than VIQL algorithm.

B. Example 2: Numerical Nonlinear System

This numerical example is constructed by using the converse HJB approach [44]. The system model is given as follows:

$$\dot{x} = \begin{bmatrix} -x_1 + x_2 \\ -0.5(x_1 + x_2) + 0.5x_1^2x_2 \end{bmatrix} + \begin{bmatrix} 0 \\ x_1 \end{bmatrix} u \quad (70)$$

where $x_0 = [0.1 \ 0.1]^T$. With the choice of $Q(x) = x^T x$ and $W(u) = u^2$ in the cost function (2), the optimal control policy is $u^*(x) = -x_1x_2$.

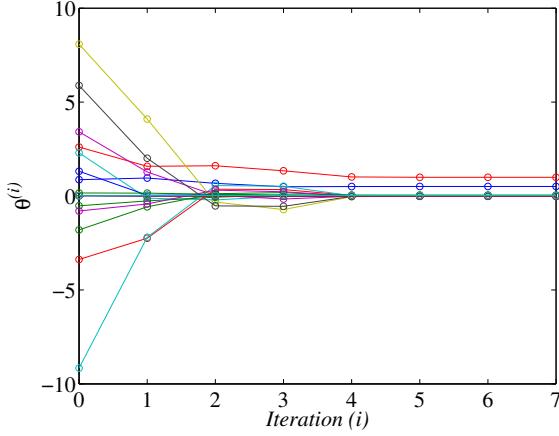


Fig. 7. For example 2, all parameters of vector $\theta^{(i)}$ obtained by PIQL algorithm.

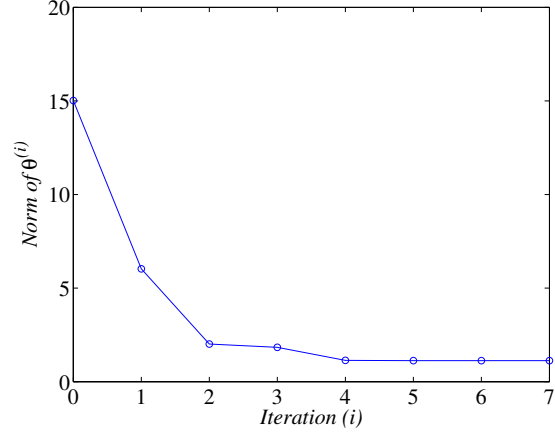


Fig. 8. For example 2, the norm $\|\theta^{(i)}\|$ obtained by PIQL algorithm.

Select the basic function vector as

$$\Psi_L(x, \mu) = [x_1^2 \ x_1x_2 \ x_2^2 \ x_1^3 \ x_1^2x_2 \ x_1x_2^2 \ x_2^3 \ x_1^4 \ x_1^3x_2 \ x_1^2x_2^2 \ x_1x_2^3 \ x_1^4 \ x_1\mu \ x_2\mu \ x_1^2\mu \ x_1x_2\mu \ x_2^2\mu \ \mu^2]^T \quad (71)$$

of size $L = 18$, and the weighted basic function vector as $\mathcal{W}_L = \Psi_L$. According to the policy improvement rule (15), the iterative control policy is $u^{(i)}(x) = K^{(i)}[x_1 \ x_2 \ x_1^2 \ x_1x_2 \ x_2^2]^T$ with control gain $K^{(i)} = [k_1^{(i)} \ k_2^{(i)} \ k_3^{(i)} \ k_4^{(i)} \ k_5^{(i)}] = -0.5(\theta_{18}^{(i)})^{-1}[\theta_{13}^{(i)} \ \theta_{14}^{(i)} \ \theta_{15}^{(i)} \ \theta_{16}^{(i)} \ \theta_{17}^{(i)}]$. Consider that the optimal control policy is $u^*(x) = -x_1x_2$, which can be represented as $u^*(x) = K[x_1 \ x_2 \ x_1^2 \ x_1x_2 \ x_2^2]^T$ with the idea optimal control gain $K = [0 \ 0 \ 0 \ -1 \ 0]$.

First, the PIQL algorithm (i.e., Algorithm 2) is used to solve the model-free optimal control problem of the system (70). It is observed that the algorithm achieves convergence at $i = 7$ iteration, where the parameter vector $\theta^{(i)}$ converges to

$$\theta^{(7)} = [0.5097 \ 0.0078 \ 0.9977 \ -0.0189 \ -0.0142 \\ -0.0060 \ 0.0120 \ 0.0091 \ 0.0038 \ 0.0215 \\ -0.0057 \ -0.0078 \ -0.0003 \ 0.0000 \ 0.0006 \\ 0.0497 \ 0.0004 \ 0.0252]^T.$$

and the iterative control gain $K^{(i)}$ converges to

$$K^{(7)} = [0.0067 \ -0.0009 \ -0.0112 \ -0.9860 \ -0.0076].$$

Figure 7-8 give the the parameter vector $\theta^{(i)}$ and the norm $\|\theta^{(i)}\|$ at each iteration, respectively. Figure 9 shows the control gain $K^{(i)}$ at each iteration, where the dot lines represent idea value of the optimal control gain K . It is noted that good convergence is achieved. Then, the convergent control policy $\hat{u}^{(7)}(x)$ is used for real control of the system (70). It is observed that the cost is 0.0150. Figure 10 shows the closed-loop trajectories of system state and control signal.

Next, by using the same basic function vector (71), the VIQL algorithm (i.e., Algorithm 4) is employed to solve the model-free optimal control problem of system (70). Figures

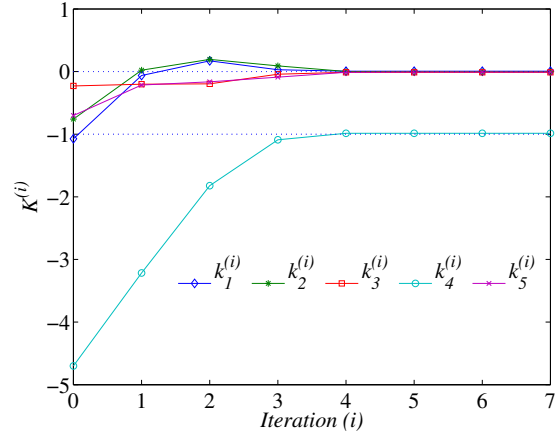


Fig. 9. For example 2, the iterative control gain $K^{(i)}$ obtained by PIQL algorithm.

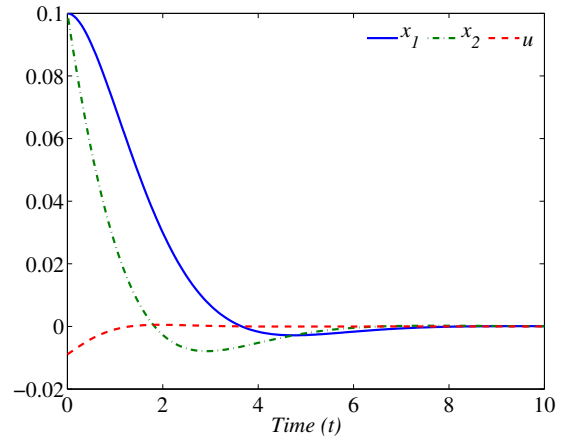


Fig. 10. For example 2, the closed-loop trajectories of system state $x(t)$ and control signal $u(t)$ obtained by PIQL algorithm.

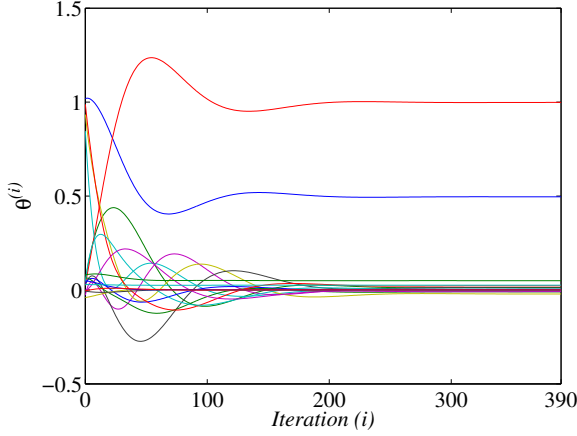


Fig. 11. For example 2, all parameters of vector $\theta^{(i)}$ obtained by VIQL algorithm.

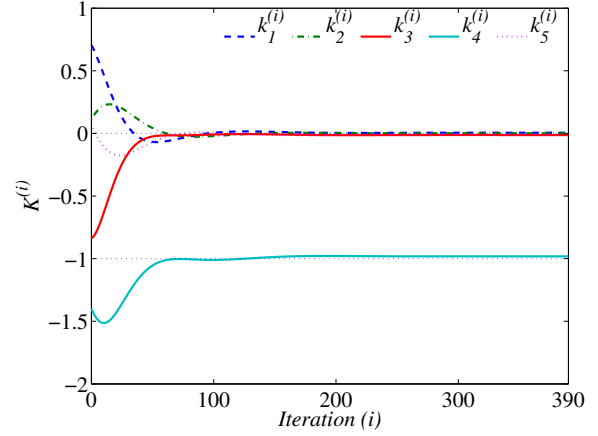


Fig. 13. For example 2, the iterative control gain $K^{(i)}$ obtained by VIQL algorithm.

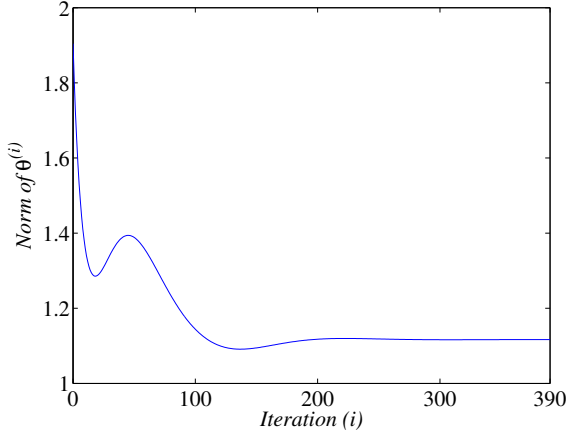


Fig. 12. For example 2, the norm $\|\theta^{(i)}\|$ obtained by VIQL algorithm.

11-13 give the simulation results, where the VIQL algorithm achieves convergence at $i = 390$ iteration. Figures 11 and 12 show the parameter vector $\theta^{(i)}$ and its norm $\|\theta^{(i)}\|$ respectively, where the parameter vector converges to

$$\theta^{(390)} = \begin{bmatrix} 0.4958 & 0.0132 & 0.9983 & -0.0021 & 0.0022 \\ -0.0214 & 0.0112 & 0.0029 & -0.0102 & 0.0219 \\ 0.0047 & -0.0089 & -0.0003 & -0.0001 & 0.0007 \\ & & 0.0495 & 0.0006 & 0.0252 \end{bmatrix}^T.$$

Figure 13 shows the control gain $K^{(i)}$ at each iteration, where the dot lines represent idea value of the optimal control gain K . It is observed that $K^{(i)}$ converges to

$$K^{(390)} = [0.0055 \quad 0.0016 \quad -0.0130 \quad -0.9813 \quad -0.0117]$$

which approaches to the optimal control gain K . With the convergent control policy $\hat{u}^{(390)}(x)$, closed-loop simulation is conducted on the real system (70). It is observed that the cost is 0.0150, and the the closed-loop trajectories of system state and control signal are almost the same as that in Figure 10, which is omitted here.

VII. CONCLUSIONS

In this paper, the model-free optimal control problem of general nonlinear continuous-time systems is considered, and two QL methods are developed. First, PIQL and VIQL algorithms are proposed and their convergence is proved. For implementation purpose, the MWR is employed to derive a update law for unknown parameters. Both PIQL and VIQL algorithms are model-free off-policy RL methods, which learn the optimal control policy offline from real system data and then be used for real-time control. Subsequently, PIQL and VIQL algorithms are simplified to solve the LQR problem of linear systems. Finally, a linear F-16 aircraft plant and a numerical nonlinear system are used to test the developed QL algorithms, and the obtained simulation results demonstrate their effectiveness.

REFERENCES

- [1] D. P. Bertsekas and J. N. Tsitsiklis, *Neuro-Dynamic Programming*. Belmont, Mass.: Athena Scientific, 1996.
- [2] R. S. Sutton and A. G. Barto, *Reinforcement Learning: An Introduction*. Cambridge Univ Press, Massachusetts London, England, 1998.
- [3] L. P. Kaelbling, M. L. Littman, and A. W. Moore, "Reinforcement learning: A survey," *Journal of Artificial Intelligence Research*, vol. 4, pp. 237–285, 1996.
- [4] A. Gosavi, "Reinforcement learning: A tutorial survey and recent advances," *INFORMS Journal on Computing*, vol. 21, no. 2, pp. 178–192, 2009.
- [5] C. J. C. H. Watkins, *Learning from delayed rewards*. PhD thesis, University of Cambridge, 1989.
- [6] C. J. C. H. Watkins and P. Dayan, "Q-learning," *Machine learning*, vol. 8, no. 3-4, pp. 279–292, 1992.
- [7] J. N. Tsitsiklis, "Asynchronous stochastic approximation and Q-learning," *Machine Learning*, vol. 16, no. 3, pp. 185–202, 1994.
- [8] R. S. Sutton, A. R. Mahmood, D. Precup, M. CA, H. van Hasselt, and U. CA, "A new Q(λ) with interim forward view and Monte Carlo equivalence," in *Proceedings of the 31st International Conference on Machine Learning*, 2014.
- [9] J. N. Tsitsiklis and B. Van Roy, "An analysis of temporal-difference learning with function approximation," *IEEE Transactions on Automatic Control*, vol. 42, no. 5, pp. 674–690, 1997.
- [10] T. Jaakkola, M. I. Jordan, and S. P. Singh, "On the convergence of stochastic iterative dynamic programming algorithms," *Neural computation*, vol. 6, no. 6, pp. 1185–1201, 1994.

- [11] H. R. Maei and R. S. Sutton, "GQ (λ): A general gradient algorithm for temporal-difference prediction learning with eligibility traces," in *Proceedings of the Third Conference on Artificial General Intelligence*, vol. 1, pp. 91–96, 2010.
- [12] E. Even-Dar and Y. Mansour, "Learning rates for Q-learning," *Journal of Machine Learning Research*, vol. 5, pp. 1–25, Dec. 2003.
- [13] A. Gosavi, "A reinforcement learning algorithm based on policy iteration for average reward: Empirical results with yield management and convergence analysis," *Machine Learning*, vol. 55, no. 1, pp. 5–29, 2004.
- [14] J. Peng and R. J. Williams, "Incremental multi-step Q-learning," *Machine Learning*, vol. 22, no. 1-3, pp. 283–290, 1996.
- [15] S. Bhatnagar and K. M. Babu, "New algorithms of the Q-learning type," *Automatica*, vol. 44, no. 4, pp. 1111–1119, 2008.
- [16] D. G. Hull, *Optimal Control Theory for Applications*. Troy, NY: Springer, 2003.
- [17] D. P. Bertsekas, *Dynamic Programming and Optimal Control*, vol. 1. Nashua: Athena Scientific, 2005.
- [18] F. L. Lewis, D. Vrabie, and V. L. Syrmos, *Optimal Control*. Hoboken, New Jersey: John Wiley & Sons, Inc., 2013.
- [19] F. L. Lewis and D. Liu, *Reinforcement Learning and Approximate Dynamic Programming for Feedback Control*, vol. 17. Hoboken, New Jersey: John Wiley & Sons, Inc., 2013.
- [20] F. L. Lewis, D. Vrabie, and K. G. Vamvoudakis, "Reinforcement learning and feedback control: Using natural decision methods to design optimal adaptive controllers," *IEEE Control Systems*, vol. 32, no. 6, pp. 76–105, 2012.
- [21] D. Vrabie and F. L. Lewis, "Neural network approach to continuous-time direct adaptive optimal control for partially unknown nonlinear systems," *Neural Networks*, vol. 22, no. 3, pp. 237–246, 2009.
- [22] H. Zhang, L. Cui, X. Zhang, and Y. Luo, "Data-driven robust approximate optimal tracking control for unknown general nonlinear systems using adaptive dynamic programming method," *IEEE Transactions on Neural Networks*, vol. 22, no. 12, pp. 2226–2236, 2011.
- [23] D. Liu, D. Wang, D. Zhao, Q. Wei, and N. Jin, "Neural-network-based optimal control for a class of unknown discrete-time nonlinear systems using globalized dual heuristic programming," *IEEE Transactions on Automation Science and Engineering*, vol. 9, no. 3, pp. 628–634, 2012.
- [24] Y. Jiang and Z.-P. Jiang, "Computational adaptive optimal control for continuous-time linear systems with completely unknown dynamics," *Automatica*, vol. 48, no. 10, pp. 2699–2704, 2012.
- [25] T. Dierks and S. Jagannathan, "Online optimal control of affine nonlinear discrete-time systems with unknown internal dynamics by using time-based policy update," *IEEE Transactions on Neural Networks and Learning Systems*, vol. 23, no. 7, pp. 1118–1129, 2012.
- [26] D. Wang, D. Liu, Q. Wei, D. Zhao, and N. Jin, "Optimal control of unknown nonaffine nonlinear discrete-time systems based on adaptive dynamic programming," *Automatica*, vol. 48, no. 8, pp. 1825–1832, 2012.
- [27] H. Modares, F. L. Lewis, and M.-B. Naghibi-Sistani, "Adaptive optimal control of unknown constrained-input systems using policy iteration and neural networks," *IEEE Transactions on Neural Networks and Learning Systems*, vol. 24, no. 10, pp. 1513–1525, 2013.
- [28] H. Modares, F. L. Lewis, and M.-B. Naghibi-Sistani, "Integral reinforcement learning and experience replay for adaptive optimal control of partially-unknown constrained-input continuous-time systems," *Automatica*, vol. 50, no. 1, pp. 193–202, 2014.
- [29] Q. Wei and D. Liu, "Adaptive dynamic programming for optimal tracking control of unknown nonlinear systems with application to coal gasification," *IEEE Transactions on Automation Science and Engineering*, p. In Press, 2014.
- [30] H. Li, D. Wang, and D. Liu, "Integral reinforcement learning for linear continuous-time zero-sum games with completely unknown dynamics," *IEEE Transactions on Automation Science and Engineering*, vol. 11, no. 3, pp. 706–714, 2014.
- [31] H. Modares and F. L. Lewis, "Linear quadratic tracking control of partially-unknown continuous-time systems using reinforcement learning," *IEEE Transactions on Automatic Control*, p. In Press, 2014.
- [32] X. Yang, D. Liu, and D. Wang, "Reinforcement learning for adaptive optimal control of unknown continuous-time nonlinear systems with input constraints," *International Journal of Control*, vol. 87, no. 3, pp. 553–566, 2014.
- [33] A. Al-Tamimi, F. L. Lewis, and M. Abu-Khalaf, "Model-free Q-learning designs for linear discrete-time zero-sum games with application to H-infinity control," *Automatica*, vol. 43, no. 3, pp. 473–481, 2007.
- [34] J.-H. Kim and F. L. Lewis, "Model-free H_∞ control design for unknown linear discrete-time systems via Q-learning with LMI," *Automatica*, vol. 46, no. 8, pp. 1320–1326, 2010.
- [35] J. Y. Lee, J. B. Park, and Y. H. Choi, "Integral Q-learning and explorized policy iteration for adaptive optimal control of continuous-time linear systems," *Automatica*, vol. 48, no. 11, pp. 2850–2859, 2012.
- [36] M. Palanisamy, H. Modares, F. Lewis, and M. Aurangzeb, "Continuous-time Q-learning for infinite-horizon discounted cost linear quadratic regulator problems," *IEEE Transactions on Cybernetics*, p. In Press, 2014.
- [37] B. Kiumarsi, F. L. Lewis, H. Modares, A. Karimpour, and M.-B. Naghibi-Sistani, "Reinforcement Q-learning for optimal tracking control of linear discrete-time systems with unknown dynamics," *Automatica*, vol. 50, no. 4, pp. 1167–1175, 2014.
- [38] D. Precup, R. S. Sutton, and S. Dasgupta, "Off-policy temporal-difference learning with function approximation," in *Proceedings of the 18th International Conference on Machine Learning*, pp. 417–424, 2001.
- [39] B. Luo, H.-N. Wu, and T. Huang, "Off-policy reinforcement learning for H_∞ control design," *IEEE Transactions on Cybernetics*, vol. DOI: 10.1109/TCYB.2014.2319577, p. In Press, 2014.
- [40] G. Peter Lepage, "A new algorithm for adaptive multidimensional integration," *Journal of Computational Physics*, vol. 27, no. 2, pp. 192–203, 1978.
- [41] B. L. Stevens and F. L. Lewis, *Aircraft Control and Simulation*. Wiley-Interscience, 2003.
- [42] K. G. Vamvoudakis, D. Vrabie, and F. L. Lewis, "Online adaptive algorithm for optimal control with integral reinforcement learning," *International Journal of Robust and Nonlinear Control*, p. In Press, 2014.
- [43] K. G. Vamvoudakis and F. L. Lewis, "Online actor-critic algorithm to solve the continuous-time infinite horizon optimal control problem," *Automatica*, vol. 46, no. 5, pp. 878–888, 2010.
- [44] V. Nevistić and J. A. Primbs, "Optimality of nonlinear design techniques: a converse HJB approach," tech. rep., California Institute of Technology, TR96-022, 1996.