

Robust Nonparametric Sequential Distributed Spectrum Sensing under EMI and Fading

Sahasranand K. R. and Vinod Sharma, *Senior Member, IEEE*

Abstract—A nonparametric distributed sequential algorithm for quick detection of spectral holes in a Cognitive Radio set up is proposed. Two or more local nodes make decisions and inform the fusion centre (FC) over a reporting Multiple Access Channel (MAC), which then makes the final decision. The local nodes use energy detection and the FC uses mean detection in the presence of fading, heavy-tailed electromagnetic interference (EMI) and outliers. The statistics of the primary signal, channel gain or the EMI is not known. Different nonparametric sequential algorithms are compared to choose appropriate algorithms to be used at the local nodes and the FC. Modification of a recently developed random walk test is selected for the local nodes for energy detection as well as at the fusion centre for mean detection. It is shown via simulations and analysis that the nonparametric distributed algorithm developed performs well in the presence of fading, EMI and is robust to outliers. The algorithm is iterative in nature making the computation and storage requirements minimal.

Index Terms—Nonparametric tests, sequential detection, distributed detection, energy detector, electromagnetic interference, heavy-tailed distributions, shadowing-fading, outliers, robust tests.

I. INTRODUCTION

Spectrum has been a costly commodity of late and intelligent use of available spectrum is warranted. A paradigm that helps us share the available spectrum is called Cognitive Radio (CR) [1]. When the licensed users (primary users) are not using the spectrum, others (secondary users) can make use of it provided they sense the availability as quickly as possible. This problem is known as Spectrum Sensing in CR literature. Depending upon the knowledge of the primary signalling and the channel gains ([2], [3]), spectrum sensing is performed in a wide variety of ways.

There is a need to detect the presence of holes as early as possible to make efficient use of idle channel and to minimize interference to the primary users. Hence *sequential* procedures serve better which can reduce the expected number of samples required, by more than half, over the fixed sample procedures [4]. Detection of spectral holes has to be performed at very low SNRs (~ -20 dB) in the presence of shadowing and fading [5]. This also demands *distributed* detection which exploits spatial diversity to mitigate fading and can also reduce the detection time ([2], [3]). Furthermore, the transmit power, channel gains, coding and modulations of the primary are unknown and hence standard algorithms such as matched

filter or cyclostationarity detector ([3]) may not be available. Energy detection (or generalised energy detection [6]) is found to be the technique applicable in such scenarios. Lack of complete knowledge about the signal and the channel fading (shadowing) calls for *nonparametric (or semiparametric)* detection algorithms. Besides, the distribution of SINR may not be known and noise power could be time varying due to time varying electromagnetic interference (EMI). EMI is modelled using heavy-tailed distributions ([7], [8]) and outliers [9] could be present in the samples received at the local nodes as well as the fusion centre (FC) over a reporting Multiple Access Channel (MAC). Channel fading can have Rayleigh, Rician or Nakagami distribution and shadowing is modelled by log normal distribution [10], [11]. Thus the channel gain could possibly have a heavy-tailed component (due to log normal distribution) and a light-tailed component (due to the fading component) [12]. Hence *robust* tests which work well with heavy tailed noise and signals are required. In summary, it is desirable to have distributed, nonparametric, robust, sequential algorithms for spectrum sensing in a CR system which mitigate the effects of heavy tailed distributions also.

Spectrum sensing has been subjected to detailed study during the recent years. [1], [13], [14] and the references therein give an overview of pioneering work in spectrum sensing. See [2], [3], [15], [16], [17] for more recent contributions. Various studies have suggested parametric ([18], [19]) as well as nonparametric ([20], [21]) solutions to this problem. None of these works studies the effect of EMI or outliers on the detection algorithm. Distributed spectrum sensing has been a recent development in this direction ([2], [22], [23], [24] and the references therein). See [17], [25], [26], [27], [28], [29], [30] for more recent developments in distributed detection and [30] for distributed estimation. Some of the issues in distributed detection are that the reporting channel (for decisions from the local nodes to the FC) should not require much bandwidth and the energy consumed and the delay in reporting the decisions should also be small [2]. Many of the works ([2], [3], [19], [31]) do not consider MAC noise or multipath fading in the reporting channel. However, see [32] and the references therein for studies which consider shadowing and fading in reporting channels. Design of algorithms at the local nodes as well as the fusion centre are motivated by the various above considerations.

The contribution of this paper is in designing new distributed, sequential, nonparametric energy detection and mean detection algorithms which perform well in the presence of slow-fast fading, heavy-tailed EMI and outliers. We are not aware of any other robust nonparametric scheme to mitigate

¹This work was partly presented in IEEE National Conference on Communications, 2015 and IEEE International Conference on Communications, 2015. Partially supported by a grant from ANRC.

²The authors are with the department of Electrical Communication Engineering, Indian Institute of Science, Bangalore, India. Email: {sanandr, vinod}@ece.iisc.ernet.in

the effects of EMI and outliers. Theoretic analysis of the algorithm is also provided.

The paper is organized as follows. Section II provides the system model and the distributed set up. Section III presents several available (nonparametric) algorithms and their comparison via simulations. It also selects appropriate algorithms for the local nodes and FC for our distributed algorithm. Section IV provides theoretical performance analysis of selected algorithms. Section V theoretically analyses the distributed algorithm. It also shows the effect of heavy tails on the system performance. Section VI provides an approximation analysis of the algorithm. Section VII provides the performance of the distributed algorithm for specific examples via simulations. Section VIII concludes the paper.

II. SYSTEM MODEL AND DISTRIBUTED ALGORITHM

We consider a CR system where L CR (local) nodes are scanning the environment to detect if a primary user is transmitting or not. Based on their observations, the nodes make local decisions and transmit to the FC. The FC makes the final decision based on the local decisions it receives from the secondary nodes. This is the most common distributed spectrum sensing architecture ([2], [3]).

At time k , node l senses \tilde{X}_{kl} (at baseband level) where

$$\tilde{X}_{kl} = H_{kl}S_k + N_{kl}$$

if a primary is transmitting (Hypothesis \mathcal{H}_1). Here, at time k , H_{kl} is the channel gain from the primary to the local node l , S_k is the symbol transmitted by the primary and N_{kl} is the node l receiver noise with possibly some EMI. If the primary is not transmitting at time k (Hypothesis \mathcal{H}_0) then

$$\tilde{X}_{kl} = N_{kl}.$$

We assume that $\{S_k, k \geq 1\}$ and $\{N_{kl}, k \geq 1\}$ are independent identically distributed (i.i.d.) and independent of each other. In the following this assumption will be slightly generalized. Also, $\{N_{kl}\}$ are assumed independent sequences for different nodes l .

For $\{H_{kl}, k \geq 1\}$, we either assume that $H_{kl} \equiv H_l$, a random variable, possibly unknown (this is a commonly made assumption [10], [33]), representing slow fading, or an i.i.d. sequence, representing fast fading. H_{kl} represents multipath fading as well as shadowing. For shadowing, log normal distribution is considered a good approximation [10], while for multipath fading, Rayleigh, Rician and Nakagami distributions are considered suitable [11]. Thus H_{kl} could possibly have a heavy-tailed component (due to log normal distribution) and a light-tailed component (due to the fast fading component) [12]. Often the combined effect of these is approximated by a K-distribution [34] which has a heavy tail.

If sensing is done at times of primary symbol transmission then assuming $\{S_k\}$ to be i.i.d. is realistic which will often take values in a finite alphabet depending on the modulation scheme used by the primary. The secondary may not know the coding and modulation used by the primary. Also, different primary users may be using the same channel and a primary can change its modulation and coding with time. Thus, we

will not assume that the local nodes know the signalling of the primary. This is a common assumption in the CR literature.

As a result of unknown H_{kl}, S_k statistics, it is usually recommended to use energy detection at the local nodes ([2], [3]). Thus, we consider the energy samples

$$X_{kl} = \sum_{i=(k-1)M+1}^{Mk} (\tilde{X}_{il})^2 \quad (1)$$

at each local node l where M is a constant decided as part of the sensing algorithm. Taking square of \tilde{X}_{kl} in (1) provides the usual energy detector and is shown to be optimal for Gaussian noise in the absence of S_k statistics. However, it has been shown [6] that for non Gaussian noise, instead of 2, some other power p of $|\tilde{X}_{kl}|$ may perform better. In the following we will keep $p = 2$ but allow the possibility of other powers when EMI is significant (see below).

In the following we will only assume $\{X_{kl}, k \geq 1\}$ to be i.i.d. independent sequences under \mathcal{H}_0 and \mathcal{H}_1 allowing $\{\tilde{X}_{il}, Mk+1 \leq i \leq M(k+1)\}$ to have arbitrary dependence. This provides flexibility in modelling fading and sensing versus signalling duration.

The receiver noise is usually distributed as Gaussian, mean 0 and variance (say) σ^2 (denoted as $\mathcal{N}(0, \sigma^2)$). However, in wireless channels there can often be a significant component of EMI [7]. EMI is modelled by Gaussian mixtures (which are light-tailed) and symmetric α -stable distributions (which are heavy-tailed for $\alpha < 2$) ([8]). Thus N_{kl} will often not be Gaussian and can possibly be heavy-tailed. Of course, as a result of squaring \tilde{X}_{kl} , the noise distribution will not be symmetric.

Now we consider the hypothesis testing problem one encounters for energy detection with samples (1). We will denote by P_i , $\mathbb{E}_i[X]$ and $Var_i[X]$, the distribution, the mean and the variance of X under the hypothesis \mathcal{H}_i , $i = 0, 1$. For simplicity, we take $\{\tilde{X}_{kl}, k \geq 1\}$ i.i.d. in this paragraph. If N_{kl} has a general distribution with mean 0 and variance σ_l^2 , under \mathcal{H}_0 , $\mathbb{E}_0[X_{1l}] = M\sigma_l^2$ and $Var_0(X_{1l}) = M(\mathbb{E}_0[(N_{1l})^4] - \sigma_l^4)$. Also, under \mathcal{H}_1 , $\mathbb{E}_1[X_{1l}] = M\sigma_{1l}^2 + E_{sl}$ and $Var_1(X_{1l}) = M(\mathbb{E}_1[(N_{1l} + H_{1l}S_{1l})^4] - (\sigma_{1l}^2 + \mathbb{E}_1[(H_{1l}S_{1l})^2])^2)$ where $E_{sl} = M\mathbb{E}_1[(H_{1l}S_{1l})^2]$, the received energy at node l .

If $\sigma_l^2 \gg E_{sl}$ and σ_l^2, E_{sl} are known but the distributions of N_{kl}, S_k are not known, we can consider it as a nonparametric mean detection problem with $\mathcal{H}_0 : \mu = \mu_0 = M\sigma_l^2$ vs $\mathcal{H}_1 : \mu = \mu_1 = M\sigma_l^2 + E_{sl}$. It is a simple hypothesis testing problem with equal known variance under both hypotheses. If E_{sl} is not known but we know that E_{sl} is lower bounded by E_L then the testing problem is $\mathcal{H}_0 : \mu = \mu_0 = M\sigma_l^2$ vs $\mathcal{H}_1 : \mu = M\sigma_l^2 + E_s \geq M\sigma_l^2 + E_L = \mu_1$. Now \mathcal{H}_1 is a composite hypothesis. If σ_l^2 is also not known but we know that $\sigma_L^2 < \sigma_l^2 < \sigma_U^2$ then the problem is $\mathcal{H}_0 : \mu = M\sigma_l^2 \leq M\sigma_U^2 = \mu_0$ and $\mathcal{H}_1 : \mu = M\sigma_l^2 + E_s \geq M\sigma_L^2 + E_L = \mu_1$. Now the variance under the two hypotheses are the same but unknown. The most general situation arises when the low SNR assumption is also violated and now the unknown variances under the two composite hypotheses are not the same.

As a consequence of the above comments, for a local node to make a decision, nonparametric statistical techniques which

do not require complete knowledge of the distributions of observations X_{kl} under \mathcal{H}_0 and \mathcal{H}_1 are suitable for energy detection. To make quick decisions, local nodes will use sequential detection. Thus node l will make its decision at a random time based on its local observations $\{X_{kl}, k \geq 1\}$. In the next section we compare several nonparametric sequential algorithms for energy detection and pick the best.

If node l decides \mathcal{H}_1 at time k , it will transmit $+b_1$ to the FC. If it decides \mathcal{H}_0 , it transmits $-b_0$. If the node has not made a decision at a time, it transmits nothing. Thus, at time k , FC receives $Y_k = \sum_{l=1}^L G_{kl} Y_{kl} + Z_k$ where Y_{kl} is the transmission from node l , G_{kl} is the corresponding channel gain and Z_k is the superposition of the receiver noise (which will often have a distribution $\mathcal{N}(0, \sigma^2)$) and EMI. Thus, Z_k will be a summation of Gaussian noise and Gaussian mixtures and/or alpha-stable EMI. The distribution of G_{kl} may also not be known. Thus, we need at the FC a nonparametric sequential algorithm but unlike at the local nodes, the signalling ($+b_1$ or $-b_0$) is known to the FC. Furthermore, unlike at the local nodes, we can use partially coherent detection (we may be able to estimate the phase; in particular, the sign of G_{kl} although not necessarily the magnitude of the channel gains [35], [10]). Then the local node multiplies its transmission Y_{kl} ($+b_1$ or $-b_0$) by the sign of G_{kl} and transmits. Thus, $Y_k = \sum_{l=1}^L |G_{kl}| Y_{kl} + Z_k$. Therefore

we do not need an energy detector (actually in our set up we may not be able to use the energy detector at the FC) but in fact a nonparametric detector which performs well for mean detection with symmetric noise will be a suitable choice (if Z_k is zero mean symmetric, which will often happen in practice. But we will not assume symmetric distribution in the following).

As discussed above, at the local nodes as well as at the FC, due to possibly significant EMI, the noise may be heavy-tailed. Such a scenario in CR has been considered in [7]. But the impact of heavy-tailed noise has not been specifically studied. In [24], this was considered in the context of change detection and it was shown that heavy tails can degrade the performance significantly. In this paper, for the distributed hypothesis testing algorithm also, we show that heavy-tailed distributions can significantly impact the performance. Then we will modify the algorithms so that their impact along with that of the outliers which are also present, can be mitigated.

Often the reporting (MAC) channel from the local nodes to the FC is considered noiseless ([2], [19], [3], [31]). However, as mentioned above, like any other wireless channel, it does experience EMI, outliers and receiver noise. One implication of this is that the decisions transmitted by local nodes may not reach the FC without error making the use of standard Fusion centre rules - AND, OR, majority etc. [3] less accurate and/or difficult to implement.

Now we describe our basic distributed algorithm which has been shown to be asymptotically optimal and performs well at practical parameter values ([27], [21]). It also makes an efficient use of the reporting MAC. An optimal algorithm in this setting is not known [23]. We will complete this algorithm

by choosing appropriate detection algorithms for the local nodes and the FC in the next sections. We will also study the performance of the overall algorithm so developed especially under the influence of EMI, outliers and fading.

Distributed Algorithm

- Each local node l receives observation X_{kl} at time k .
- Each node l uses a sequential algorithm to compute $T_{kl} = f(X_{k,l}, X_{(k-1),l}, \dots, X_{1,l})$ and makes a decision at time N_l where

$$N_l = \inf\{n : T_{nl} \notin (-\gamma_{0l}, \gamma_{1l})\},$$

γ_{0l}, γ_{1l} are appropriately chosen positive constants and the decision is H_0 if $T_{N_l l} \leq -\gamma_{0l}$ and H_1 if $T_{N_l l} \geq \gamma_{1l}$. It transmits Y_{kl} to the FC at time k where

$$Y_{kl} = b_1 \mathbb{1}\{T_{kl} \geq \gamma_{1l}\} - b_0 \mathbb{1}\{T_{kl} \leq -\gamma_{0l}\}.$$

Node l will keep transmitting till the FC makes a decision.

- At time k , FC receives

$$Y_k = \sum_{l=1}^L Y_{k,l} + Z_k$$

and computes W_k based on an algorithm to be decided. At time

$$N = \inf\{n : W_n \notin (-\beta_0, \beta_1)\},$$

it decides H_1 if $W_N \geq \beta_1$ and H_0 if $W_N \leq -\beta_0$ where β_0, β_1 are appropriately specified. After N , all nodes stop transmitting. \square

The energy detection algorithm to be used by the local nodes and the mean detection to be used at the FC will be chosen in the next section.

One of the advantages of our distributed algorithm is that the local node l which has a good channel gain H_{kl} from the primary will make a decision faster and will influence the FC decision more. Also, since each local node keeps transmitting its decision till the FC decides, if a local node has made a wrong decision, most likely it will soon change it and hence wrong local decisions will have minimal effect on the FC decision, especially when P_{FA} (probability that the FC decides \mathcal{H}_1 while \mathcal{H}_0 is true) and P_{MD} (probability that the FC decides \mathcal{H}_0 while \mathcal{H}_1 is true) are small.

III. SINGLE NODE: ALGORITHMS

In this section we consider sequential nonparametric single node algorithms with their statistics denoted by T_n , which can be used by the local nodes and the FC for energy detection and mean detection respectively. Optimal tests for single nodes also do not exist. We will not use the node index l in this section.

A. Rank test

Rank test (Wilcoxon rank test) is a location test [4] for location μ of a distribution $F(x - \mu)$ which is symmetric around μ . For testing $\mu \leq \mu_0$ vs $\mu \geq \mu_1, \mu_1 > \mu_0$, its statistics is defined as follows.

- i. Let $Y_i = X_i - \frac{\mu_0 + \mu_1}{2}$, where X_i s are the observations.
- ii. Calculate R_i , the rank of Y_i in Y_1, \dots, Y_n when these are arranged in ascending order of their absolute values.
- iii. Test statistic $T_n = \sum_{i=1}^n \text{sgn}(Y_i) \frac{R_i}{n+1}$ where $\text{sgn}(x) = \frac{x}{|x|}$ for $x \neq 0$ and 0 for $x = 0$.

We will use this statistic in our sequential set up. This statistic is distribution free for symmetric distributions [4].

B. Sequential t test

We use the usual t test [36] extended to make it a two sided test. The test statistic is given by,

$$T_n = n \frac{\bar{X}_n - \frac{\mu_0 + \mu_1}{2}}{s_n} \quad (2)$$

where $\bar{X}_n = \frac{1}{n} \sum_{k=1}^n X_k$ is the sample mean, and $s_n = [\frac{1}{n-1} \sum_{k=1}^n (X_k - \bar{X}_n)^2]^{1/2}$ is the sample variance.

C. Random walk

Its test statistic is obtained by modifying the above t test statistic:

$$T_n = \sum_{i=1}^n (X_i - \frac{\mu_0 + \mu_1}{2}). \quad (3)$$

The statistic is a simple random walk and we refer to this algorithm as random walk.

The above three tests are primarily designed for detection of mean $\mathcal{H}_0 : \mu \leq \mu_0$ vs $\mathcal{H}_1 : \mu \geq \mu_1$, but can also be used for testing some other functional of the distributions. Unlike sequential t test and rank test, random walk test is *iterative*. Thus it is simpler to compute the statistic and does not require storing the whole data.

D. Mitigating effects of outliers, heavy tails and fading

The sample mean and the sample variance used in the t test and random walk are not robust to outliers. This gets reflected in the performance of these tests (compare Figures 3 and 4 below; see also Figure 1). From Figures 3 and 4 we also see that the rank test is quite robust to outliers although may not perform the best. This motivates the use of robust versions of the random walk and t tests [9]. Robust tests are obtained by replacing the sample mean (and sample variance) in these tests by their robust versions.

- $M - t$ test is obtained by applying a cut-off function ψ (called *Huber function* after [9]) to obtain a robust sample mean (corresponding modified sample variance is in the denominator of T_n below.) and obtain the statistics of t

test as

$$T_n = \frac{\sum_{i=1}^n \psi(X_i - \frac{\mu_0 + \mu_1}{2})}{(\sum_{i=1}^n \psi^2(X_i - \bar{X}_n))^{\frac{1}{2}}}, \quad (4)$$

where $\psi : \mathcal{R} \mapsto \mathcal{R}$ is a non decreasing, continuous, odd and bounded function. For $\mathcal{N}(0, 1)$, a recommended ψ [9] is

$$\psi_0(z) = \begin{cases} K, & \text{if } z > K, \\ z, & \text{if } |z| \leq K, \\ -K, & \text{if } z < -K, \end{cases} \quad (5)$$

for a given positive $K < \infty$.

- Applying the ψ function on the random walk, we get a robust version called M -random walk via the statistic

$$T_n = \sum_{i=1}^n \psi(X_i - \frac{\mu_0 + \mu_1}{2}). \quad (6)$$

This statistic is *iterative*, unlike the t test or $M - t$ test.

It is known that the t test is not efficient for heavy-tailed distributions [36]. One expects this behaviour for the random walk test also (see Figure 1 below). On the other hand, the rank test is quite efficient for heavy tailed distributions also.

We will also see that the Huber function ψ not only robustifies t and random walk tests but also makes them more efficient with respect to (w.r.t.) heavy-tailed distributions. We will confirm these findings from simulations and the theory in Section IV.

In very heavy-tailed case (S α S with $\alpha < 1$ or for energy detection with $\alpha < 2$), the mean of the sample X_k is infinity. Thus, random walk and t test will not work. The rank test can possibly still work. Even the above robust versions of random walk and t test (6) and (4) will not work directly because μ_0 and μ_1 will be infinity. Thus, we replace samples X_i with

$$\hat{X}_i = \psi_1(X_i) \quad (7)$$

where ψ_1 is from the class of functions mentioned below equation (4), and use M -random walk test on it with μ_0 and μ_1 corresponding to the means of \hat{X}_i . We call this M^2 -random walk test. We will see below via simulations that M^2 -random walk test works for S α S with $\alpha < 2$ while M -random walk, random walk, t , $M - t$ and $M - t$ based on samples (7) do not work at all.

Choice of ψ in (4), (6) and ψ_1 in (7) affects the performance of the algorithm (see [9] for different ψ in parametric set up). In our nonparametric setup we will simply use ψ_0 defined in (5) with different K values. Our aim of using ψ for heavy-tailed case is to create light-tailed samples (7). In our simulations below for energy samples, we will take K large for ψ_1 (≈ 200) but small (≤ 5) for ψ in (4) and (6).

It has been known that slow fading can significantly degrade the performance of a detection algorithm ([33]). We will see that this happens for the above algorithms also. This is because in slow fading, $X_k = HS_k + N_k$ and for usual fading distributions e.g., Rayleigh, H can be small with a large probability. In this case, applying the ψ function does not help. Then if we do not make a decision when $|H| \leq \delta$ for a small δ , it can significantly improve the performance if we

take $\mathbb{E}_H[\mathbb{E}_i[N(H)]]$ as the performance measure for given P_{FA} and P_{MD} where $\mathbb{E}_i[N(H)]$ is the mean number of samples needed to decide under \mathcal{H}_i when the channel gain is H . The constant δ needs to be chosen carefully depending on the desired probabilities of error. In the distributed setting, due to spatial diversity, the δ needed can be reduced. We will study the effect of this operation via simulation and theory in the following.

When both EMI and slow fading are present, then we should combine the above two operations: not make a decision if $|H| \leq \delta$ and when we do make, we use (3), (6) and (7). We will call the corresponding random walk algorithms, δ -random walk, $M - \delta$ -random walk and $M^2 - \delta$ -random walk. Similarly we name the t test.

E. Simulation Results

We compare the above algorithms for mean detection when the channels may experience slow/fast fading with shadowing and S α S EMI and outliers. This scenario can be useful for energy detection at low SNR and at the FC. We have taken $\alpha = 1.8$ for the S α S distribution [8] and fading is Rayleigh distributed with parameter P where $P \sim \log \mathcal{N}(0, 0.36)$ represents shadowing [12]. The receiver noise $Z \sim \mathcal{N}(0, \sigma^2)$ and $SNR = 10 \log \frac{\mathbb{E}[H^2](\mu_1 - \mu_0)^2}{\sigma^2}$. The X-axis shows $\frac{P_{FA} + P_{MD}}{2}$ and the Y-axis shows $\frac{\mathbb{E}_0[N] + \mathbb{E}_1[N]}{2}$. For slow fading we keep the channel gains constant till the decisions are made. The simulations were run 10,000 times and averaged to obtain the probabilities of error and the mean time to sense.

Figures 1- 5 show the simulations for various algorithms with different combinations of fast/slow fading, S α S EMI and outliers. We draw the following conclusions.

- From Figures 2- 5 we see that the random walk test always performs better than the t test and the rank test.
- From Figures 2, 3, 4 comparing the top part of each figure (for fast fading) with the bottom part (for slow fading), for each algorithm, slow fading performs much worse. The effect of heavy-tailed EMI is somewhat like that of fast fading.
- From Figure 1 we see that for random walk, slow fading has the most devastating effect on performance. This can be seen for other algorithms also from other figures. Next major damage is done by outliers. We see that heavy-tailed EMI also degrades the performance significantly.
- From Figures 2, 5 we observe that when there is only Gaussian noise and fast/slow fading M -random walk does not improve the performance over random walk. This is expected because the operation of ψ is used only to improve the performance with respect to outliers and heavy-tailed EMI. We will see in the next section that degradation via (slow) fading is mainly due to the channel gain H being low very often. Also see comments below.
- That M -random walk and M^2 -random walk are very effective in mitigating the effects of heavy-tailed EMI and outliers can be seen from Figures 3, 4. From these we can conclude that outliers can cause major damage (for random walk, t test) but are effectively handled by M -random walk. The rank test is not affected so much. In

case of energy detection with S α S EMI and fast fading, the only algorithm (among the algorithms considered) that works at all is M^2 -random walk. Other algorithms do not provide probability of error ≤ 0.3 .

- Performance of M^2 -random walk test with EMI is presented in Figure 12 along with that of the distributed algorithm. From Figure 12 we also see that unlike in Figure 1, the outliers are helping the performance in the energy detection case. This is because we consider outliers only when there is signal (\mathcal{H}_1) and not under \mathcal{H}_0 unlike in Figure 1 where \mathcal{H}_1 and \mathcal{H}_0 both have signal.
- As mentioned above, slow fading causes maximum degradation. This is because, for Rayleigh fading, the channel gain H is low with a large probability. In that case, not making a decision when H is very small is the sensible thing to do. Thus our algorithm δ -random walk actually improves the performance significantly in this case (see Figure 6).

Based on the above simulation results, we have decided to use the M -random walk at the FC and the M^2 -random walk test at the local nodes. However, this happened because we took α in S α S EMI as 1.8. To allow for any $\alpha > 0$ at the FC, we need to use M^2 -random walk at the FC as well. M^2 -random walk can be made to work close to M -random walk if we take K in ψ_1 large.

In the next section we will theoretically study these algorithms. Asymptotic analysis of the random walk test is provided in [37]. In the next section we briefly present that and also include the effects of heavy tailed noise and fading which was not discussed in [37]. This will explain why M -random walk and M^2 -random walk perform better under heavy-tailed EMI and outliers and using truncation on H improves performance in the presence of slow fading.

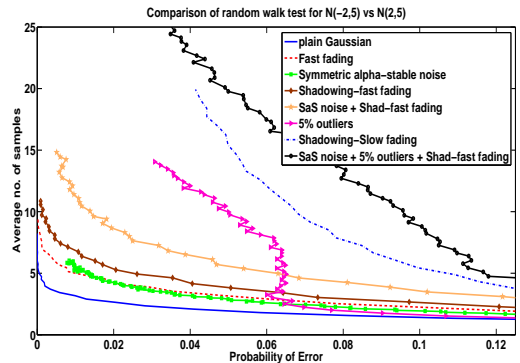


Fig. 1: Effect of different factors on the performance of random walk.

IV. SINGLE NODE: ANALYSIS FOR RANDOM WALK

First we consider the scenario of mean detection. Here, the noise can have heavy tail due to Gaussian and symmetric α -stable (or other heavy tailed) distribution. Furthermore, the fading distribution can also be heavy tailed. In the following we first provide the different classes of heavy-tailed distributions used in the analysis that follows.

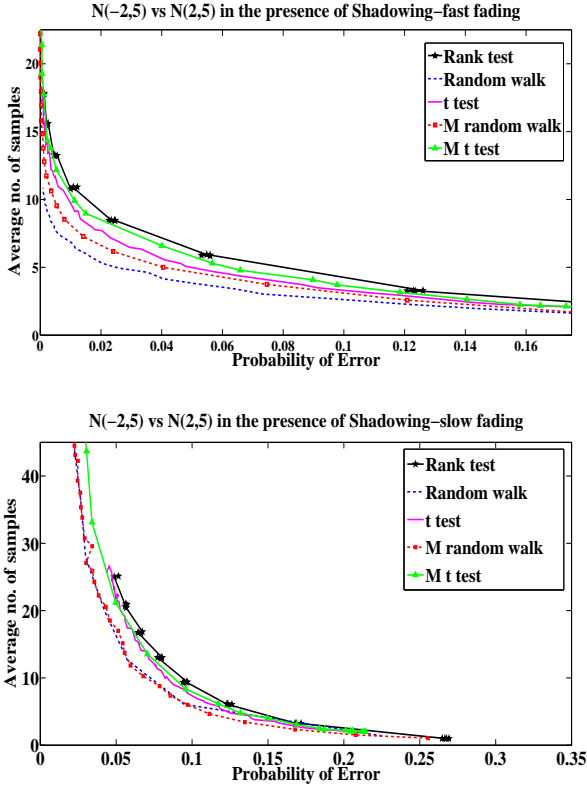


Fig. 2: Mean detection at FC in the presence of Gaussian noise. Top: Log \mathcal{N} shadowing - Rayleigh *fast* fading. Bottom: Log \mathcal{N} shadowing - Rayleigh *slow* fading.

The family of α -stable laws is denoted by $S_\alpha(\sigma, \beta, \mu)$ [7] with $0 < \alpha \leq 2$ its index, $\sigma > 0$ its scale parameter, $-1 \leq \beta \leq 1$ its skewness and $-\infty < \mu < +\infty$ its location. When $\alpha = 2$ then it becomes $\mathcal{N}(\mu, 2\sigma^2)$. All α -stable laws have continuous, positive, uni-modal probability density function. A random variable X with α -distribution, $0 < \alpha < 2$ satisfies $P[X > x] \sim x^{-\alpha} \sim P[X < -x]$ and $\mathbb{E}[|X|^p] < \infty$ for $0 < p < \alpha$ and $\mathbb{E}[|X|^p] = \infty$ for $p \geq \alpha$.

We also allow for the possibility of Gaussian mixture for EMI, which is light-tailed. Also, for M -random walk and $M-t$ test, due to bounded Huber ψ function, all distributions become light-tailed.

We will use the following notation. For CDF F , $\bar{F}(x) = 1 - F(x)$, F^{*2} is convolution of F with itself and $\bar{F}^{*2}(x) = 1 - F^{*2}(x)$.

Definition [38]: F is *light-tailed* if $\int_{-\infty}^{\infty} e^{\alpha x} dF(x) < \infty$ for all α with $0 \leq |\alpha| < \alpha_1$ for an $\alpha_1 \leq \infty$; otherwise it is *heavy-tailed*. F is *long-tailed* ($F \in \mathbb{L}$) if $\lim_{x \rightarrow \infty} \frac{\bar{F}(x+y)}{\bar{F}(x)} = 1$ for all finite y . F is *sub-exponential* ($F \in \mathbb{S}$) if $\lim_{t \rightarrow \infty} \frac{\bar{B}^{*2}(x)}{B(x)} = 2$ where B is the distribution of $\max\{0, X\}$ while X has the distribution of F . F is *regularly varying* of index $-\alpha$, $\alpha \geq 0$, (denoted by $F \in R(-\alpha)$), if $\bar{F}(x) = l(x)x^{-\alpha}$, where l is a slowly varying function, i.e., for all $\lambda > 0$, $\frac{l(\lambda x)}{l(x)} \rightarrow 1$ as $x \rightarrow \infty$. $F \in \mathbb{S}^*$ if $\lim_{t \rightarrow \infty} \int_0^t \frac{\bar{F}(t-x)}{\bar{F}(t)} \bar{F}(x) dx = 2 \int_0^\infty \bar{F}(x) dx$.

A long-tailed distribution is heavy-tailed. Also, $\mathbb{S}^* \subset \mathbb{S} \subset \mathbb{L}$ and $R(-\alpha) \subset \mathbb{S}$. If $F \in R(-\alpha)$ and it also has a fi-

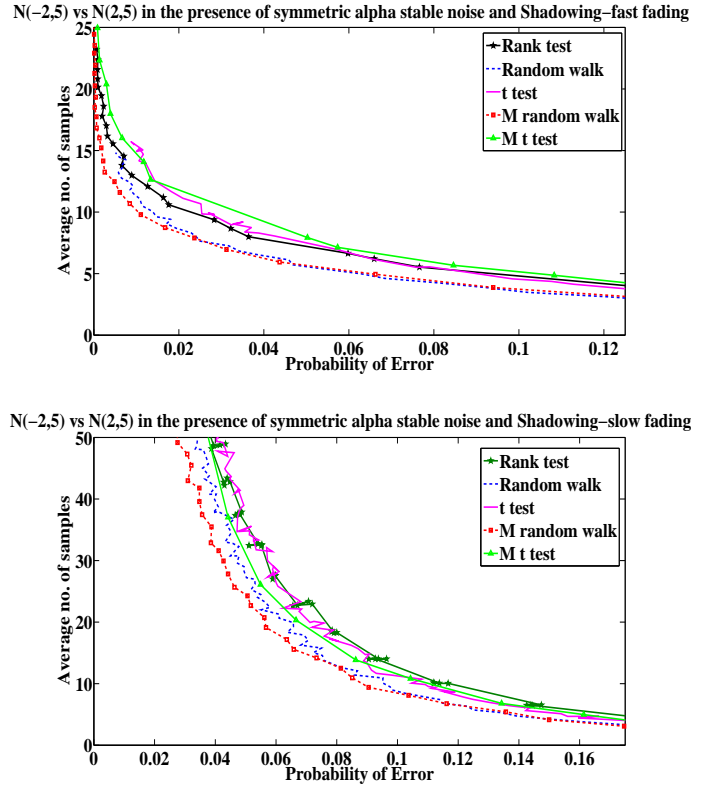


Fig. 3: Mean detection at FC in the presence of Gaussian and symmetric α -stable noise. Top: Log \mathcal{N} shadowing - Rayleigh *fast* fading. Bottom: Log \mathcal{N} shadowing - Rayleigh *slow* fading.

nite mean, then it is in \mathbb{S}^* . Gaussian, exponential, Rayleigh and Laplace distributions are light-tailed while Pareto, log normal and Weibull distributions are sub-exponential. For $\alpha < 2$, $S_\alpha(\sigma, \beta, \mu)$ belongs to $R(-\alpha)$. If $F \in R(-\alpha)$ then $\mathbb{E}[X^\beta] < \infty$ for $\beta < \alpha$ and $\mathbb{E}[X^\beta] = \infty$ for $\beta \geq \alpha$.

When S_k takes values in a finite set and H_k is light-tailed then $H_k S_k$ is light-tailed; if H_k is heavy-tailed then $H_k S_k$ is heavy-tailed, if $H_k \in R(-\alpha)$ then $H_k S_k \in R(-\alpha)$. If independent random variables X and Y are light-tailed then $X + Y$ is light-tailed. If any of X and Y is heavy-tailed so is $X + Y$. If $F \in \mathbb{S}$, $\bar{G}(x) = O(\bar{F}(x))$, then $F * G \in \mathbb{S}$. If X, Y are long-tailed then $X + Y$ is long-tailed. If $X \in R(-\alpha_1)$, $Y \in R(-\alpha_2)$ then $(X + Y) \in R(-\min\{\alpha_1, \alpha_2\})$. If $X \in \mathbb{L}$, then $X^2 \in \mathbb{L}$. If $X \in R(-\alpha)$, then $X^2 \in R(-\alpha/2)$.

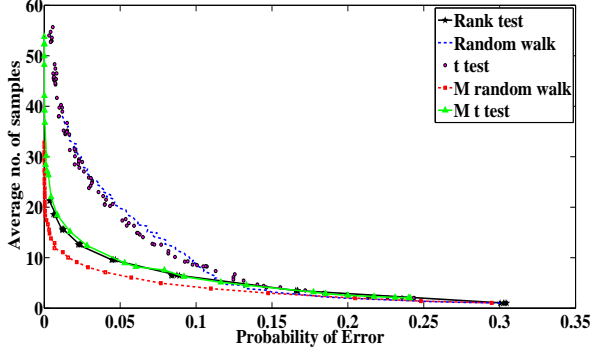
The above results provide us the tail behaviour of $N_k + H_k S_k$, $N_k + H_k b_1$ and $N_k - H_k b_0$ in terms of tail behaviour of N_k and H_k where b_0 and b_1 are positive constants. We also see the effect of taking energy samples.

Consider the random walk statistics (3) or the robustified random walk (6) with Huber function ψ .

We write it as $T_n = \sum_{k=1}^n Y_k$ where $Y_k = (X_k - \frac{\mu_0 + \mu_1}{2})$ or $Y_k = \psi(X_k - \frac{\mu_0 + \mu_1}{2})$. We choose ψ such that $\theta_0 \triangleq \mathbb{E}_0[Y_1] < 0$ and $\theta_1 \triangleq \mathbb{E}_1[Y_1] > 0$. Implications for M^2 -random walk directly follow.

The sequential test for the random walk statistics stops at $N = \inf\{n : Y_n \notin (-t_0, t_1)\}$ where $t_0, t_1 > 0$. We will discuss picking t_0 and t_1 later on. Once t_0, t_1 are fixed, the

$N(-2,5)$ vs $N(2,5)$ in symmetric alpha stable noise, shadowing-fast fading and 5% outliers



$N(-2,5)$ vs $N(2,5)$ in symmetric alpha stable noise, shadowing-slow fading and 5% outliers

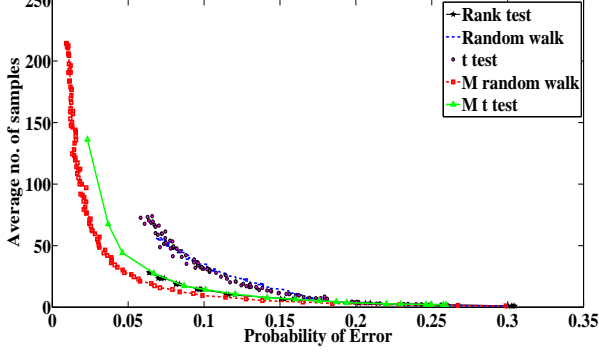


Fig. 4: Mean detection at FC in the presence of Gaussian and symmetric α -stable noise and 5% $\mathcal{N}(0, 20)$ outliers. Top: Log \mathcal{N} shadowing - Rayleigh fast fading. Bottom: Log \mathcal{N} shadowing - Rayleigh slow fading.

actual performance of the test does depend on the distribution of Y_1 and we study that now. Define, for $t > 0$,

$$N_1(t) = \inf\{n : T_n > t\}, N_0(-t) = \inf\{n : T_n < -t\}.$$

We consider $\mathbb{E}_0[N]$. The results will similarly hold for $\mathbb{E}_1[N]$. Let $M = \sup_{n \geq 0} T_n$.

Under \mathcal{H}_0 , $\mathbb{E}_0[Y_k] = \theta_0 < 0$. Thus $N_0(-t) < \infty$ a.s. for all $t > 0$ and $\{N_1(t) = +\infty\} = \{M < t\}$ when $M < \infty$ a.s. Consider $N(t) = \min\{N_0(t), N_1(t)\}$. Thus,

$$\lim_{t \rightarrow \infty} \mathbb{P}_0[N(-t) = N_0(-t)] = 1, \text{ and}$$

$$\lim_{t \rightarrow \infty} \frac{N(-t)}{t} = \lim_{t \rightarrow \infty} \frac{N_0(-t)}{t}, \text{ a.s.}$$

Since we want to design algorithms with small probabilities of error, we will work with t where $P[N(-t) = N_0(-t)]$ is large. Thus, we consider $N_0(-t_0)$. From random walk theory [39], the following results hold. We have $\lim_{t \rightarrow \infty} \frac{N_0(-t_0)}{t} = \frac{-1}{\theta_0}$ a.s. and in L_1 even when $\theta_0 = -\infty$ (then the limit is 0). For $r \geq 1$, if $\mathbb{E}[(Y_1^-)^r] < \infty$ then $\mathbb{E}[(N_0(t_0))^r] < \infty$ and if Y_1 has finite moment generating function in a neighbourhood of 0 then $N_0(t)$ also has. Here and in the following $Y_1^- = \min\{0, Y_1\}$ and $Y_1^+ = \max\{0, Y_1\}$. Also F denotes the distribution of Y_1 .

For $1 < r < 2$, if $\mathbb{E}[(Y_1^-)^r] < \infty$ then $\mathbb{E}_0[N(t_0)] =$

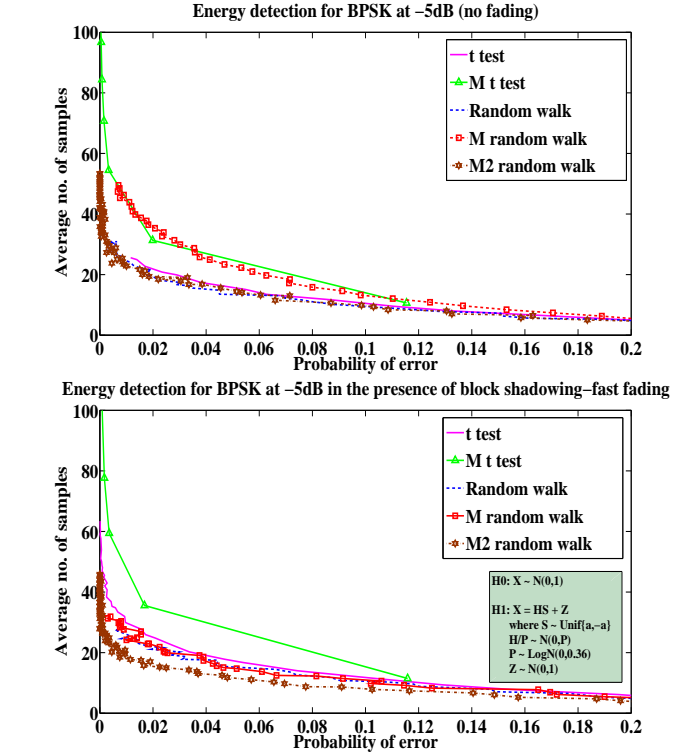


Fig. 5: Energy detection in the presence of Gaussian noise. Top: Without fading. Bottom: Under block Log \mathcal{N} shadowing - Rayleigh fast fading.

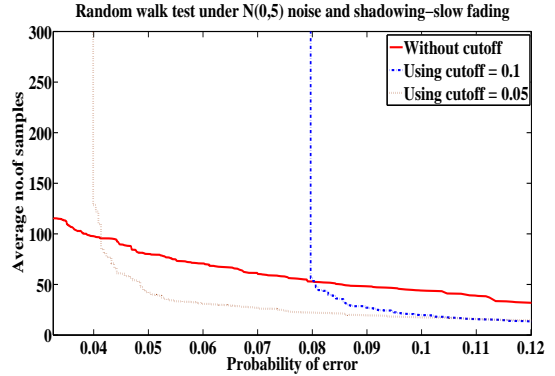


Fig. 6: Comparison of random walk with delta-random walk

$\frac{t_0}{\theta_0} + o(t^{2-r})$. If $\mathbb{E}[(Y_1^-)^2] < \infty$,

$$\frac{t_0}{\theta_0} \leq \mathbb{E}[N_0(-t_0)] \leq \frac{t_0}{\theta_0} + \frac{\mathbb{E}[(Y_1^-)^2]}{2\theta_0^2} + o(1). \quad (8)$$

Similar results hold for $\mathbb{E}_1[N_1(t_1)]$ with conditions on $\mathbb{E}[(Y_1^+)^r]$.

From above results we see that the tail behaviour of F may not have much impact on $\mathbb{E}[N]$. For somewhat large t_i , $\mathbb{E}_i[N(t_i)]$ is close to t_i/θ_i , $i = 0, 1$ under very weak conditions.

Next we consider P_{FA} . We have

$$P_{FA} = P_0[Y_N \geq t_1] \leq P_0[M \geq t_1]. \quad (9)$$

From [40], if $\mathbb{E}[e^{\alpha Y_1}] < \infty$ for all $0 < \alpha < \alpha^* \leq \infty$ and $\mathbb{E}[e^{\alpha Y_1}] = \infty$ for all $\alpha \geq \alpha^*$ then there exists a $\Gamma > 0$ such

that $\mathbb{E}[e^{\Gamma Y_1}] = 1$ and then

$$P_0[M \geq t_1] \leq e^{-\Gamma t_1} \text{ for all } t_1 \geq 0. \quad (10)$$

Also, if Y_1 is long tailed then

$$P_0[M \geq t_1] \sim \frac{1}{\theta_0} \bar{F}_T(t_1) \text{ as } t_1 \rightarrow \infty, \quad (11)$$

where $\bar{F}_T(x) = \int_x^\infty (1 - F(y))dy$ and $f(x) \sim g(x)$ denotes $\lim_{x \rightarrow \infty} \frac{f(x)}{g(x)} = \text{constant}$. Thus if $Y_1 \in \mathbb{R}(-\alpha)$ then $M \in \mathbb{R}(-\alpha + 1)$ for $\alpha > 1$ and if $F \in \mathbb{S}$, then $M \in \mathbb{S}$. For M -random walk, only (10) is relevant. From (9), (10) and (11), we get an upper bound on P_{FA} for light-tailed as well as long tailed distributions of Y_1 . Because of our focus on M -random walk and M^2 -random walk, light tailed case is of particular interest. If $P_{FA} \leq \alpha$ is desired then from (10) we can get the threshold t_1 needed. However, Γ depends on the distribution of Y_1 . But approximations for Γ are also available. For example, from [41], Chapter IV, $\Gamma < \frac{\mathbb{E}[Y_1]^2}{\mathbb{E}[Y_1^-] \mathbb{E}[Y_1^2]}$. This is a good approximation for $\mathbb{E}[Y_1]$ close to 0, i.e., Γ can be replaced with this upper bound. This bound depends only on the first two moments of Y_1 and, $\mathbb{E}[Y_1^-]$. Similarly we can use the $P_{MD} \leq \beta$ to get t_0 . These then provide $\mathbb{E}_0[N]$ and $\mathbb{E}_1[N]$.

Perhaps a more precise approximation of P_{FA} can be obtained by observing that $P_{FA} = P_0[\text{sup}_{0 \leq k \leq N_0(-t_0)} T_k > t_1]$. Since $N_0(-t_0)$ is a stopping time for the random walk S_k , if distribution F of $Y_1 \in S^*$ then [42],

$$\frac{P[\text{sup}_{0 \leq k \leq N_0(-t_0)} S_k \geq x]}{1 - F(x)} \rightarrow \mathbb{E}_0[N_0(-t_0)] \text{ as } x \rightarrow \infty.$$

Thus, if t_1 is somewhat large we can write

$$P_{FA} \sim (1 - F(t_1)) \mathbb{E}_0[N_0(-t_0)] \quad (12)$$

and use approximations and bounds on $\mathbb{E}_0[N_0(-t_0)]$ provided in (8) and above it. Thus, P_{FA} decays with t_1 at the same rate as the positive tail of F as long as F is in S^* . This provides a stronger result than (11): if $Y_1 \in \mathbb{R}(-\alpha)$ then $P_{FA}(t_1) \sim t_1^{-\alpha}$.

Similarly P_{MD} depends on the negative tail of F .

We use the above results to explicitly get the approximations for $\mathbb{E}_0[N]$ and $\mathbb{E}_1[N]$ for given $P_{FA} \leq \alpha$ and $P_{MD} \leq \beta$. For the light-tailed case, from (10) we get t_1 such that $e^{-\Gamma t_1} = \alpha$. Similarly we get t_0 such that $e^{-\Gamma_1 t_0} = \beta$ where Γ_0 and Γ_1 are the Γ coefficients in (10) under P_0 and P_1 . For these t_0 and t_1 , $\mathbb{E}_0[N] \approx \mathbb{E}_0[N_0(-t_0)] \sim \frac{t_0}{\theta_0} = \frac{1}{\theta_0 \Gamma_1} |\log \beta|$ and $\mathbb{E}_1[N] \approx \mathbb{E}_1[N_1(t_1)] \approx \frac{1}{\theta_1 \Gamma_0} |\log \alpha|$.

Now we consider the case where $1 - F_0(t_1) \sim t_1^{-\alpha_1}$ and $1 - F_1(t_0) \sim t_0^{-\alpha_1}$. Then $\alpha = P_{FA} \sim (1 - F_0(t_1)) \mathbb{E}_0[N(-t_0)] \sim t_1^{-\alpha_1} \frac{t_0}{\theta_0}$, $\beta = P_{MD} \sim t_0^{-\alpha_1} \frac{t_1}{\theta_1}$ and hence

$$\mathbb{E}_0[N] \sim \theta_0^{\left(\frac{1}{1-\alpha_1^2} - 1\right)} (\alpha \theta_1^{\alpha_1} \beta^{\alpha_1})^{\frac{1}{1-\alpha_1^2}}, \quad (13)$$

$$\mathbb{E}_1[N] \sim \theta_1^{\left(\frac{1}{1-\alpha_1^2} - 1\right)} (\beta \theta_0^{\alpha_1} \alpha^{\alpha_1})^{\frac{1}{1-\alpha_1^2}}. \quad (14)$$

This shows that the performance of the random walk algorithm depends quite strongly on the tail behaviour of F and with heavy tails the performance can really deteriorate.

Now we briefly comment of the performance of the (robust) random walk for mean detection: under \mathcal{H}_0 , $Y_k = N_k - b_0 H_k$ and under \mathcal{H}_1 , $Y_k = N_k + b_1 H_k$. We take $\mathbb{E}[N_k] = 0$.

Initially assume that there is no fading, i.e., $H_k \equiv 1$. It is then a mean detection with $\mu_0 = -b_0$ and $\mu_1 = b_1$. Now the above analysis directly provides the effect of light and heavy-tailed N_k . Also, we see that by applying Huber function ψ we can substantially gain in case of heavy-tailed N_k . For light-tailed case if we pick K small, then it can make μ_0 and μ_1 smaller and hence one may see worse performance.

Next we consider the case of slow fading: $H_k \equiv H$. Now, it is realistic to assume that H has been estimated and the receiver knows it (coherent detection case). Then we can consider observations $\bar{Y}_k = \frac{Y_k}{H} = \frac{N_k}{H} + b_1$ (or $\frac{N_k}{H} - b_0$). Since N_k is zero mean, independent of H , N_k/H stays zero mean. Also given $H = h$, N_k/h will be heavy/light-tailed if N_k is. Thus, it becomes the case considered in the previous paragraph. Denoting by $P_{FA}(t_0, t_1, h)$, $P_{MD}(t_0, t_1, h)$, $\mathbb{E}_0[N_0(-t_0, h)]$, $\mathbb{E}_1[N_1(t_1, h)]$ the corresponding quantities, $\mathbb{E}_0[N_0(-t_0, h)] \approx \frac{t_0}{b_0}$, $\mathbb{E}_1[N_1(t_1, h)] \approx \frac{t_1}{b_1}$. For light-tailed case, $\mathbb{E}_0[N_0(H)] \approx \frac{1}{b_0 \Gamma_1(H)} |\log \beta|$. If $N_k \sim \mathcal{N}(0, \sigma^2)$ then $\Gamma_1(H) = b_1 H^2 / \sigma^2$ and $\mathbb{E}_H[\mathbb{E}_0[N_0(H)]] \sim \frac{|\log \beta| \sigma^2}{b_0 b_1} \mathbb{E}[\frac{1}{H^2}]$. For Rayleigh fading $\mathbb{E}[\frac{1}{H^2}] = \infty$. This is reflected in a significant performance degradation seen in the simulation results in Section III-E.

If $P[N_k > t] \sim t^{-\alpha}$ then $P_0[\frac{N_k}{H} - b_0 > t_1] \sim ((t_1 + b_0)h)^{-\alpha_1}$ and by (13) and (14) we get asymptotics for $\mathbb{E}_H[N_0(H)]$ and $\mathbb{E}_H[N_1(H)]$. We can further take expectation over H to get the dependence on distribution of H .

Above, we made the thresholds t_0 and t_1 dependent on H and ensured that for each h , $P_{FA} \leq \alpha$ and $P_{MD} \leq \beta$. But this can often imply that $\mathbb{E}_H[N_1(H)]$ and/or $\mathbb{E}_H[N_0(H)] = \infty$. A weaker requirement is to choose t_0 and t_1 independently of H such that $\mathbb{E}_H[P_{FA}(H)] \leq \alpha$ and $\mathbb{E}_H[P_{MD}(H)] \leq \beta$. It is possible that even now $\mathbb{E}_H[N_1(H)]$ and/or $\mathbb{E}_H[N_0(H)] = \infty$. In that case we can find positive constants $\delta_1, \delta, \alpha', \beta'$ such that $\delta_1 < \min\{\alpha, \beta\}$ and $P[|H| < \delta] \leq \delta_1$ with $\mathbb{E}[P_{FA}(H)|H \geq \delta] \leq \alpha'$, $\mathbb{E}[P_{MD}(H)|H \geq \delta] \leq \beta'$ and

$$\begin{aligned} \mathbb{E}[P_{FA}(H)] &= P[|H| \leq \delta] + \mathbb{E}[P_{FA}(H)|H \geq \delta]P(H \geq \delta) \\ &\leq \delta_1 + \alpha'(1 - \delta_1) = \alpha \end{aligned} \quad (15)$$

and $\delta + \beta'(1 - \delta) = \beta$. Now we do not make a decision when $|H| \leq \delta$. For this case we can ensure that $\mathbb{E}_H[N_i(H)] < \infty$ for $i = 0, 1$. At least for Gaussian N_k and Rayleigh fading example above, $\mathbb{E}[\frac{1}{H^2} | |H| \geq \delta] < \infty$.

If we assume that we only know the sign of H and not its magnitude (partial coherence – knowing the phase only) then we define $\bar{Y}_k = \text{sgn}(H)Y_k = \text{sgn}(H)N_k + |H|b_1$ under \mathcal{H}_1 (or $\text{sgn}(H)N_k - |H|b_0$ under \mathcal{H}_0). From the distribution of N_k , we get the distribution of $\text{sgn}(h)N_k$ and obtain the asymptotics of our performance measures. In particular, if N_k is zero mean, symmetric, $\text{sgn}(h)N_k$ has the same distribution as N_k . Also $\mathbb{E}_0[N_0(-t_0, h)] \approx \frac{t_0}{|h|b_0}$, $\mathbb{E}_1[N_1(t_1, h)] \approx \frac{t_1}{|h|b_1}$ and if $P[N_k > t] \sim t^{-\alpha}$ then we can get from (13) and (14), $\mathbb{E}_1[N(H)]$ and $\mathbb{E}_0[N(H)]$.

From the above two paragraphs, we can see the advantage of knowing the magnitude $|H|$ at the receiver. Also, not knowing $|H|$ implies that we cannot decide when $|H| \geq \delta_1$ as needed in (15). Analysis of P_{MD} follows in the same way.

If the phase of H is also not known, then random walk algorithm is not the right choice for this problem because it will perform quite badly.

Now we consider the fast fading case where $\{H_k\}$ is i.i.d. This is a less likely scenario but we briefly discuss it because it leads to some new results. As above, if we have a noncoherent case (no sign or magnitude of H available) then we should not use the random walk algorithm. The case of coherent detection (phase and magnitude both available) seems quite unlikely. Thus we consider partial coherence case where only the sign of H is available. Taking $\bar{Y}_k = \text{sgn}(H_k)Y_k = \text{sgn}(H_k)N_k + |H_k|b_1$ under \mathcal{H}_1 and $\bar{Y}_k = \text{sgn}(H_k)N_k - |H_k|b_0$ under \mathcal{H}_0 , we obtain the following conclusions:

- If N_k has light positive and negative tails, but H_k is heavy-tailed, P_1 has a positive heavy tail and light negative tail and vice versa for P_0 . Thus, system performance is not affected by the heavy-tailed H_k . One can see some beneficial effects because $\mathbb{E}_i[N_i]$ will be somewhat shorter which is not captured by our analysis.
- If N_k has heavy positive and negative tails, but H_k is light-tailed then P_0 and P_1 both have heavy positive and negative tails. Thus, P_{FA} and P_{MD} both suffer.
- If N_k and H_k both are heavy-tailed then again P_{FA} and P_{MD} suffer.

Now we consider the system described in Section II. Under \mathcal{H}_0 , $\tilde{X}_k = N_k$ and under \mathcal{H}_1 , $\tilde{X}_k = H_k S_k + N_k$. As discussed, we use energy detection for this case by taking samples X_k in (1). Then, from the results above, if $\{S_k\}$ is i.i.d. with values in a finite set and $\{H_k\}$ is i.i.d. (fast fading) depending on the tail behaviour of H_k and N_k , we know the tail behaviour of energy samples X_k . Also, under various SNR conditions, we know that the energy detection problem can be considered the mean detection problem and the above results can be directly used. We do not need any information about H_k itself; only the mean of X_k under \mathcal{H}_1 and \mathcal{H}_0 may be required (at least for the low SNR case).

For slow fading case, $H_k \equiv h$, a constant in the sensing duration. Then, at low SNR, it is mean detection with $\mu_0 = M\sigma^2$ and $\mu_1 = M(\sigma^2 + h^2\mathbb{E}[S_k^2])$. Now, for given thresholds $-t_0$ and t_1 , $\mathbb{E}[N_0(-t_0, h)] = \frac{t_0}{M\sigma^2}$ and $\mathbb{E}[N_1(t_1, h)] = \frac{t_1}{M(\sigma^2 + h^2\mathbb{E}[S_k^2])}$. Also, $P_{FA}(t_0, t_1, h)$ and $P_{MD}(t_0, t_1, h)$ can be approximated/bounded as above and the effect of heavy and light-tailed N_k can be studied. Taking expectation over H will provide the effects of tail of the distribution of H as well.

If $H_k \equiv H$ (slow fading) and unknown, then let for $H = h$, $P_{FA}(h)$, $P_{MD}(h)$, $\mathbb{E}[N_0(-t_0, h)]$, $\mathbb{E}[N_1(t_1, h)]$ represent the corresponding probabilities of error and expected detection times. Then $\mathbb{E}[N(-t_0)] \approx t_0/h$. If $N_k \in \mathbb{S}^*$, then $P_{FA}(t_1, h) \sim (1 - F_0(t_1 + ht_0))\frac{t_0}{h}$ where F_0 is the cdf of N_k . Also, $\mathbb{E}_H[P_{FA}(t_1, H)] \sim \int_0^\infty (1 - F_0(t_1 + ht_0))\frac{t_0}{h} dP_H(h)$ where P_H is the distribution of H . Similarly one can study the case of H being light-tailed. The analysis for P_{MD} is along

the same lines. In this case particularly, since ψ_0 and ψ_1 are bounded, one expects that M -random walk and M^2 -random walk will provide much better performance.

This study explains the results observed in Section III-E.

V. ASYMPTOTIC ANALYSIS

Based on the simulation results in Section III and the theory in Section IV we now consider the distributed algorithm where each local node and the FC use M^2 -random walk. In addition, we also use δ -truncation. We call this distributed algorithm, M^2 - M^2 - δ -random walk. Exact theoretical analysis of this algorithm is intractable. Therefore, in this section we provide an asymptotic analysis of the algorithm which provides the performance as the P_{FA} and P_{MD} tend to zero. This analysis provides good insight but does not provide a good approximation of the algorithm at practical parameter values. Thus in the next section we will also present an approximation analysis which provides a much better approximation to the performance at usual parameters of interest than the asymptotic results provided here.

The observations at the local nodes and the fusion node after operation with the ψ function are light-tailed, in fact bounded. Therefore, assumptions of Theorem 2 and 3 below, will be satisfied. Comparing Theorem 3 with Theorem 4 shows the advantage of using ψ_0 and ψ_1 . The following analysis is not affected by δ -truncation.

Let

$$\hat{X}_{1l} = \psi_0\left(\psi_1(X_{1l}) - \frac{\mu_{0l} + \mu_{1l}}{2}\right),$$

where $\mathbb{E}_1[\psi_1(X_{1l})] \geq \mu_{1l}$, $\mathbb{E}_0[\psi_1(X_{1l})] \leq \mu_{0l}$ and, $\mu_{1l} > \mu_{0l}$ for $l = 1, 2, \dots, L$.

We choose ψ_0 and ψ_1 such that under \mathcal{H}_0 , $\mathbb{E}[\hat{X}_{1l}] < 0$, under \mathcal{H}_1 , $\mathbb{E}[\hat{X}_{1l}] > 0$. Then, $T_{nl} = \sum_{k=1}^n \hat{X}_{kl}$ and $W_n = \sum_{k=1}^n \psi_0\left(\psi_1(Y_k) - \frac{\bar{\mu}_0 + \bar{\mu}_1}{2}\right)$ where $0 > \bar{\mu}_0$ and $0 < \bar{\mu}_1$ are selected properly such that $\bar{\mu}_0 \geq -b_0L$, $\bar{\mu}_1 \leq b_1L$. Let $\hat{Z}_k = \psi_0\left(\psi_1(Y_k) - \frac{\bar{\mu}_0 + \bar{\mu}_1}{2}\right)$.

We use the following notation:

$\Delta_i =$ mean drift of W_k when all local nodes decide \mathcal{H}_i ,

$$D_{tot}^i = \sum_{l=1}^L \mathbb{E}_i[\hat{X}_{kl}],$$

$$N = \inf\{k : F_k \geq \beta_1 \text{ or } F_k \leq -\beta_0\},$$

$$\xi_i^* = \psi_0\left(\psi_1(Lb_1 + Z_i) - \frac{\bar{\mu}_0 + \bar{\mu}_1}{2}\right),$$

$$\xi_i^{**} = \psi_0\left(\psi_1(-Lb_0 + Z_i) - \frac{\bar{\mu}_0 + \bar{\mu}_1}{2}\right),$$

$$R_i^l = -\log \inf_{t \geq 0} \mathbb{E}_i[e^{(-1)^t t (\hat{X}_{il} - \frac{\mu_{0l} + \mu_{1l}}{2})}].$$

$$R_i = \min_l R_i^l.$$

We choose ψ_0 such that $\Delta_0 < 0$ and $\Delta_1 > 0$.

Theorem 1: For any finite thresholds γ_{il} , β_i , $P_i[N < \infty] = 1$.

Proof: Please see the appendix. \square

For Theorems 2-4, we will use the following thresholds:

$$\begin{aligned} -\beta_0 &= -|\log c|, \beta_1 = |\log c|, \\ \gamma_{0l} &= -\gamma_l |\log c|, \gamma_{1l} = \rho_l |\log c|, \text{ where,} \\ \gamma_l &= \frac{\mathbb{E}_0[\hat{X}_{kl}]}{D_{tot}^0}, \rho_l = \frac{\mathbb{E}_1[\hat{X}_{kl}]}{D_{tot}^1}. \end{aligned}$$

Theorem 2 : Let $\mathbb{E}_i[|\hat{X}_{1l}|^{\alpha+1}] < \infty$ for $l = 1, 2, \dots, L$ and $\mathbb{E}_i[|\hat{Z}_1|^{\alpha+1}] < \infty$ for some $\alpha > 1$. Then under \mathcal{H}_i ,

$$\limsup_{c \rightarrow 0} \frac{N}{|\log c|} \leq \frac{1}{D_{tot}^i} + M_i \text{ a.s.}$$

and in L_1 where $M_i = \frac{c_i}{\Delta_i}, c_0 = -[1 + \frac{\mathbb{E}_0|\xi_1^*|}{D_{tot}^0}], c_1 = [1 + \frac{\mathbb{E}_1|\xi_1^*|}{D_{tot}^1}]$.

Proof : Please see the appendix. \square

We make the following assumptions for the next theorem.

- $\mathbb{E}_i[e^{\alpha_l \hat{X}_{1l}}] < \infty$ for $|\alpha_l| < \alpha_l^* \leq \infty$ and $\mathbb{E}[e^{\alpha_l^* \hat{X}_{1l}}] = \infty$ for some $\alpha_l^* \leq \infty$, for $i = 0, 1$. This implies that there exist $\Gamma_{il} > 0, i = 0, 1, l = 1, \dots, L$, such that $\mathbb{E}[e^{\Gamma_{il} \hat{X}_{1l}}] = 1$ ([41]).
- There exists $\alpha_0 > 0$ such that $\phi_{\xi^*}(\alpha_0) \triangleq \mathbb{E}_0[e^{\alpha_0 \xi^*}] < \infty$, and a $\beta_0 > 0$ such that $\phi_{\xi^{**}}(\beta_0) \triangleq \mathbb{E}_1[e^{\beta_0 \xi^{**}}] < \infty$.
- For $k_2 \triangleq \sum_l \gamma_l \gamma_l'$ where γ_l' is the smallest positive constant with $\mathbb{E}[e^{-\gamma_l' \hat{X}_{1l}}] = e^{-\eta}$ for all $l = 1, \dots, L$ and η is some positive constant less than $R_0, k_2 < \alpha_0$. Also let $\log \phi_{\xi^*}(\alpha_0) \leq \eta$. Similarly we define conditions for \mathcal{H}_1 .
- There exist constants $\Gamma_0, \Gamma_1 > 0$ such that $\mathbb{E}_i[e^{\Gamma_i \hat{Z}_1}] = 1$, for $i = 0, 1$.
- There is $\alpha_1 > 0$ such that $\bar{\phi}_{il}(\alpha_1) \triangleq \mathbb{E}[e^{-\alpha_1 \hat{X}_{1l}}] < \infty$ for all $l = 1, \dots, L$ and $\eta + \log \bar{\phi}_{0l}(\alpha_1) < \alpha_1 \mathbb{E}[-\hat{X}_{1l}] < 0$. Also, there is $\beta_1 > 0$ such that $\bar{\phi}_{il}(\beta_1) \triangleq \mathbb{E}[e^{-\beta_1 \hat{X}_{1l}}] < \infty$ for all $l = 1, \dots, L$ and $\eta + \log \bar{\phi}_{0l}(\beta_1) < 0$.
- $\mathbb{E}[\xi_1^*] \geq 0, \mathbb{E}[\xi_1^{**}] \leq 0$.

Theorem 3 : Under the above assumptions,

- $\lim_{c \downarrow 0} \frac{P_{FA}}{c^{r'}} < \infty$ for any r' , with $0 < r' < \min\{r\alpha_0 - k_2, \Gamma_0(1-r), \Gamma_{0l}\gamma_l, l = 1, \dots, L\}$ for some $0 < r < 1$.
- $\lim_{c \downarrow 0} \frac{P_{MD}}{c^{s'}} < \infty$ for any s' , with $0 < s' < \min\{s\alpha_1 - k_2', \Gamma_1(1-s), \Gamma_{1l}\gamma_l, l = 1, \dots, L\}$ for some $0 < s < 1$.

Proof : Please see the appendix. \square

We verify the above assumptions for the Gaussian distribution. Then we do not use ψ_0 or ψ_1 . Thus, $X_{1l} \sim \mathcal{N}(\mu_{0l}, \sigma_l^2)$ under \mathcal{H}_0 and $X_{1l} \sim \mathcal{N}(\mu_{1l}, \sigma_l^2)$ under \mathcal{H}_1 . Also, $\hat{Z}_1 \sim \mathcal{N}(\frac{\mu_0 - \mu_1}{2}, \bar{\sigma}^2)$ under \mathcal{H}_0 and $\hat{Z}_1 \sim \mathcal{N}(\frac{\mu_1 - \mu_0}{2}, \bar{\sigma}^2)$ under \mathcal{H}_1 .

Now, $R_0^l = \frac{1}{2} \frac{\mu_0^2}{\sigma_l^2}$. Assuming that the means and variances are the same at each node, i.e., $\mu_{il} = \mu_i$ and $\sigma_{il}^2 = \sigma^2$ for $i = 0, 1$, we get $R_0 = \frac{1}{2} \frac{\mu_0^2}{\sigma^2}$. Now $\log \phi_{\xi^*}(\alpha_0) = \mu_0 \alpha_0 + \frac{1}{2} \sigma^2 \alpha_0^2$. We need to check if there exists an $\eta < R_0$ such that $\log \phi_{\xi^*}(\alpha_0) \leq \eta$. Thus, we need to find α_0 such that $\log \phi_{\xi^*}(\alpha_0) < \frac{1}{2} \frac{\mu_0^2}{\sigma^2}$. This translates to finding α_0 such

that $\alpha_0 < \frac{-\mu_0 - \sqrt{\mu_0^2 + \mu_0}}{\sigma^2}$. Now, by definition, $k_2 \triangleq \sum_l \gamma_l \gamma_l'$ where $\gamma_l' = \min\{\gamma > 0 : \mathbb{E}[e^{\gamma \hat{X}_{1l}}] = e^{-\eta}\}$. Thus $\gamma_l' = \frac{\mu_1 - \sqrt{\mu_1^2 - 2\sigma^2\eta}}{\sigma^2}$. From the definition of γ_l , we get $\gamma_l = \frac{1}{L}$ where L is the number of local nodes. Thus, $k_2 = \frac{1}{L^2} (\mu_1 - \sqrt{\mu_1^2 - 2\sigma^2\eta})$. We need to check if $k_2 < \frac{-\mu_0 - \sqrt{\mu_0^2 + \mu_0}}{\sigma^2}$ so that a choice of α_0 and k_2 satisfying $k_2 < \alpha_0$ is possible. This is equivalent to checking if $\mu_1^2 < \mu_1^2 - 2\sigma^2\eta$, which holds true for any positive η . Thus, we can choose any η such that $0 < \eta < R_0$ and $\eta + \log \bar{\phi}_{0l}(\alpha_1) < \alpha_1 \mathbb{E}[-\hat{X}_{1l}] < 0$. We also note that $\Gamma_0 = \Gamma_1 = \frac{\mu_1 - \mu_0}{\sigma^2}$ are the positive constants satisfying $\mathbb{E}_i[e^{\Gamma_i \hat{Z}_1}] = 1$, for $i = 0, 1$.

The following result is for heavy-tailed case. This is provided to show that if we do not robustify the observations at the local nodes and/or FC, the penalty for heavy-tailed EMI/outliers can be high. This holds for single node case also as demonstrated in Section IV. For the following theorem, we work with the random walk algorithm (3).

Theorem 4 : If there is an $r_1 > 1$ and $r_2 > 0$ such that the distribution of $X_{1l} \in R(-r_1)$ for all $l = 1, 2, \dots, L$ and under \mathcal{H}_0 and \mathcal{H}_1 and the distribution of $Z_1 \in R(-r_2 - 1)$ then

$$P_{FA} \leq o(|\log c|^{-\min\{r_1, r_2\} + \epsilon}),$$

$$P_{MD} \leq o(|\log c|^{-\min\{r_1, r_2\} + \epsilon}).$$

for any $\epsilon > 0$.

Proof : Please see the appendix. \square

VI. APPROXIMATION ANALYSIS

In this section we provide an approximation analysis of the algorithm.

In the following, we take, for convenience, $b_1 = -b_0 = b$, and $\mu_1 = -\mu_0 = \mu = I.b$, for some I with $1 \leq I \leq L$. Roughly speaking, this ensures that the FC makes decision \mathcal{H}_1 when I more nodes decide \mathcal{H}_1 compared to the nodes deciding \mathcal{H}_0 . Similarly for \mathcal{H}_0 .

$$N_l^1 \triangleq \inf\{n : T_{nl} \geq \gamma_{1l}\}, N_l^0 \triangleq \inf\{n : T_{nl} \leq \gamma_{0l}\},$$

$$N_l = \min\{N_l^1, N_l^0\}$$

Similarly, N^1, N^0 and N represent the corresponding terms for the FC.

From Theorems 3 and 4 we know that as $\gamma_{0l}, \gamma_{1l} \rightarrow \infty$ and $\beta_0, \beta_1 \rightarrow \infty, P_{FA}, P_{MD} \rightarrow 0$. One can similarly show that as $\gamma_{0l}, \gamma_{1l} \rightarrow \infty$, the local decisions made by each local node are correct with probability 1.

We will use the following notation:

$\delta_{i,FC}^j \triangleq$ mean drift of the FC process $\{W_k\}$ under \mathcal{H}_i , when j local nodes are transmitting.

$t_j \triangleq$ time at which the mean drift of $\{W_k\}$ changes from $\delta_{i,FC}^{j-1}$ to $\delta_{i,FC}^j$.

$\tilde{W}_j \triangleq \mathbb{E}[W_{t_j-1}]$.

Under \mathcal{H}_i ,

$$\tilde{W}_j = \tilde{W}_{j-1} + \delta_{i,FC}^{j-1} (\mathbb{E}(t_j) - \mathbb{E}(t_{j-1})), \tilde{W}_0 = 0.$$

Based on the fact that P_{FA} and P_{MD} of each local node $l \rightarrow 0$ as $\gamma_{0l}, \gamma_{1l} \rightarrow \infty$ for each l , we get

Lemma 1. P_i (decision of the local node at time t_k is \mathcal{H}_i and t_k is the k^{th} order statistics of $\{N_1^i, \dots, N_L^i\} \rightarrow 1$ as $\alpha_l, \beta_l \rightarrow 0, \forall l$. ■

Lemma 2. Under \mathcal{H}_0 , when α_l and β_l are small,

$$N_l^0 \sim \mathcal{N}\left(\frac{-|\gamma_{0l}|}{\delta_{0,l}}, \frac{-|\gamma_{0l}|\rho_{0,l}^2}{\delta_{0,l}^3}\right),$$

where $\delta_{0,l} \triangleq \mathbb{E}[\hat{X}_{k,l}]$, and $\rho_{0,l}^2 \triangleq$ variance of $[\hat{X}_{k,l}]$ under \mathcal{H}_0 .

Proof: See Theorem 5.1, Chapter 3 in [39]. ■

A similar result holds for \mathcal{H}_1 as well.

Based on the above lemmas, in the following we provide an approximation for $\mathbb{E}_i[N], i = 0, 1$.

Let,

$$t_0^* \triangleq \min\{j : \delta_{0,FC}^j < 0 \text{ and } \frac{\gamma_{0l} - \tilde{W}_j}{\delta_{0,FC}^j} < \mathbb{E}(t_{j+1}) - \mathbb{E}(t_j)\}.$$

Then we can have the approximation

$$\mathbb{E}_0[N] \approx \mathbb{E}(t_0^*) + \frac{\gamma_{0l} - \tilde{W}_{t_0^*}}{\delta_{0,FC}^{t_0^*}}. \quad (16)$$

The first term in approximation (16) corresponds to the mean time till the mean drift of $\{W_k\}$ becomes negative (for \mathcal{H}_0), and the second term corresponds to the mean time from then on till it crosses the threshold. Using the Gaussian approximation of Lemma 2, the t_k 's are the order statistics of i.i.d. Gaussian random variables and hence, the \tilde{F}_k 's can be computed. (See, for example, [43]). A similar approximation can be written for $\mathbb{E}_1[N]$.

Next, we compute approximate expressions for P_{FA} and P_{MD} .

Under the same setup of large $\gamma_{0l}, \gamma_{1l}, \beta_0, \beta_1$, for P_{FA} analysis, we assume that all local nodes are making correct decisions. Then for false alarm, the dominant event is $\{N^1 < t_1\}$. Also, for reasonable performance, $P_0(N^0 < t_1)$ should be small. Then, the probability of false alarm, P_{FA} , can be approximated as

$$\begin{aligned} P_{FA} &= P_0(N^1 < N^0) \geq P_0(N^1 < t_1, N^0 > t_1) \\ &\approx P_0(N^1 < t_1). \end{aligned} \quad (17)$$

Also,

$$\begin{aligned} P_0(N^1 < N^0) &\leq P_0(N^1 < \infty) \\ &= P_0(N^1 < t_1) + P_0(t_1 \leq N^1 < t_2) + \dots \end{aligned} \quad (18)$$

The first term in the RHS of (18) should be the dominant term since after t_1 , the drift of F_k will have the desired sign (will at least be in the favourable direction) with a high probability.

Equations (17) and (18) suggest that $P_0(N^1 < t_1)$ should serve as a good approximation for P_{FA} . Similar arguments show that $P_1(N^0 < t_1)$ should serve as a good approximation for P_{MD} . In the following, we provide approximations for these.

Let \hat{Z}_k before t_1 have mean 0 and probability distribution symmetric about 0. This will happen if $\mathbb{E}[Z_k] = 0$, distribution of Z_k is symmetric about 0 and $\mu_0 + \mu_1 = 0$. Then, from the Markov property of the random walk $\{W_k\}$, before t_1 ,

$$P_0(N^1 < t_1) \approx$$

$$\begin{aligned} &\sum_{k=1}^{\infty} P_0[\{W_k \geq -\log c\} \\ &\quad \bigcap_{n=1}^{k-1} \{W_n < -\log c\} | t_1 > k] P_0(t_1 > k) \\ &= \sum_{k=1}^{\infty} P_0[\{W_k \geq -\log c\} | \bigcap_{n=1}^{k-1} \{W_n < -\log c\}] \\ &\quad P_0[\bigcap_{n=1}^{k-1} \{W_n < -\log c\}] P_0(t_1 > k) \\ &= \sum_{k=1}^{\infty} P_0[W_k \geq -\log c | (W_{k-1} < -\log c)] \\ &\quad P_0\left(\sup_{1 \leq n \leq k-1} W_n < -\log c\right) [1 - \Phi_{t_1}(k)] \\ &= \sum_{k=1}^{\infty} \left[\int_{u=0}^{\infty} P_0(\hat{Z}_k > u) f_{W_{k-1}}(-\log c - u) du \right] \\ &\quad P_0\left(\sup_{1 \leq n \leq k-1} W_n < -\log c\right) \cdot [1 - \Phi_{t_1}(k)], \end{aligned}$$

where Φ_{t_1} is the CDF of t_1 . We can find a lower bound to the above expression by using

$$P_0\left(\sup_{1 \leq n \leq k-1} W_n < -\log c\right) \geq 1 - 2P_0(F_{k-1} \geq -\log c)$$

([44], page 525) and an upper bound by replacing $\sup_{1 \leq n \leq k-1} W_n$ by W_{k-1} .

Similarly, P_{MD} can be approximated as

$$\begin{aligned} P_{MD} &\gtrsim \sum_{k=1}^{\infty} \left[\int_{u=0}^{\infty} P_1(\hat{Z}_k < -u) f_{W_{k-1}}(\log \beta + u) du \right] \\ &\quad [1 - 2P_1(W_{k-1} \leq \log \beta)] [1 - \Phi_{t_1}(k)], \end{aligned}$$

and

$$\begin{aligned} P_{MD} &\lesssim \sum_{k=1}^{\infty} \left[\int_{u=0}^{\infty} P_1(\hat{Z}_k < -u) f_{W_{k-1}}(\log \beta + u) du \right] \\ &\quad P_1(W_{k-1} > \log \beta) [1 - \Phi_{t_1}(k)]. \end{aligned}$$

In the above expressions, $f_{W_{k-1}}$ stands for the probability density function of W_{k-1} .

Figures 7 and 8 show the comparison of simulation, approximation and asymptotics for $\mathbb{E}_i[N]$. (Please see Section VII for details on the simulation setup). Figure 7 shows the results when there is no fading and Figure 8 shows the case

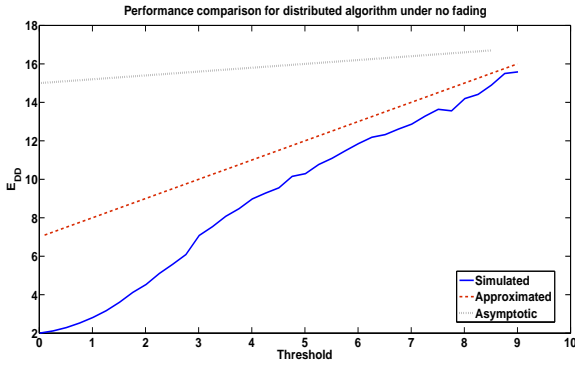


Fig. 7: Performance of distributed algorithm under Gaussian noise at the FC

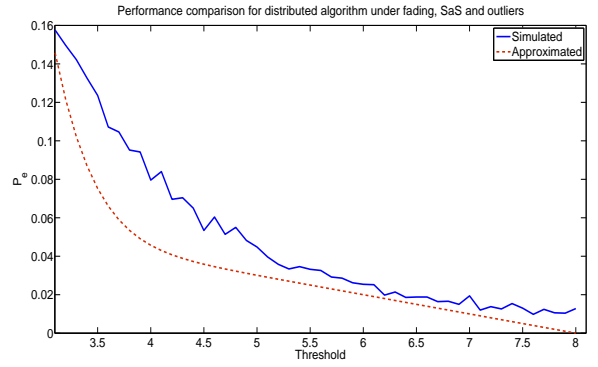


Fig. 10: Performance of distributed algorithm under Gaussian and SaS noise, 5% outliers and block Log \mathcal{N} shadowing - Rayleigh fast fading (with outliers at local nodes).

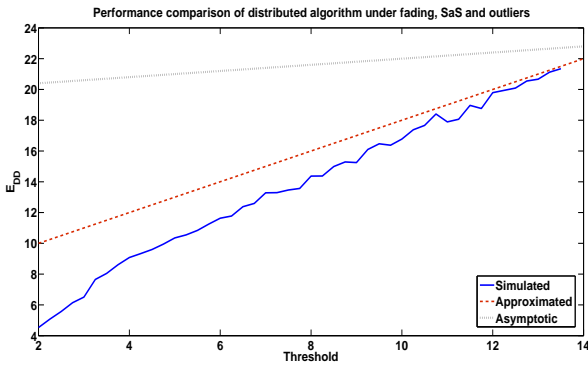


Fig. 8: Performance of distributed algorithm under Gaussian and SaS noise, 5% outliers and block Log \mathcal{N} shadowing - Rayleigh fast fading (with outliers at local nodes).

wherein there is fading, EMI and outliers. We see that the approximation explains the simulation results much better than the asymptotics. We also get approximation for P_e and see (in Figures 9 and 10) that the approximations are close to the simulation results for small P_e .

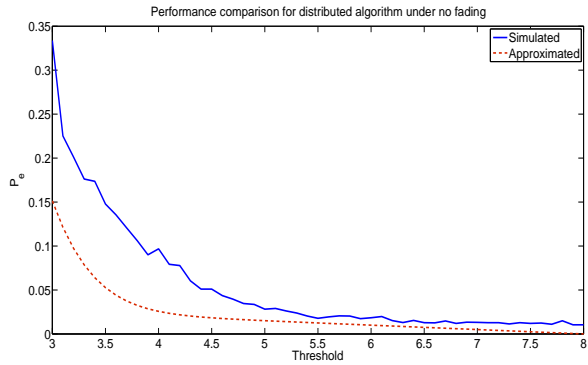


Fig. 9: Performance of distributed algorithm under Gaussian noise at the FC

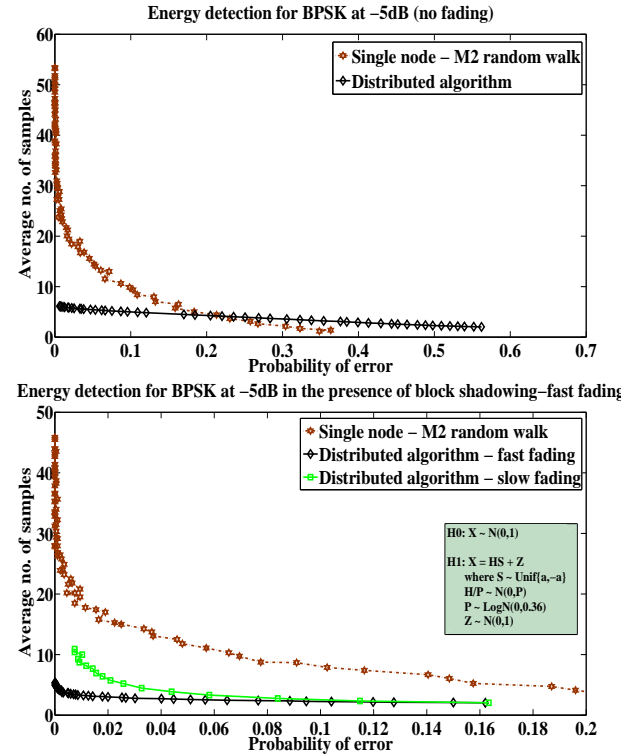


Fig. 11: Energy detection in the presence of Gaussian noise. Top: Without fading. Bottom: Log \mathcal{N} shadowing - Rayleigh fast fading.

VII. SIMULATION RESULTS FOR DISTRIBUTED ALGORITHM

We have considered $L = 5$ local nodes reporting their decisions to the FC. The distributions of fading, EMI and outliers at the local nodes and the FC are the same as in Section III. Also, $b_0 = 1, b_1 = 1$. The receiver noise at the local nodes is $\mathcal{N}(0, 1)$ and at the FC is $\mathcal{N}(0, 5)$. From Figures 11 and 12, we see that the distributed algorithm performs much better than the single node algorithm using M^2 -random walk, especially in the low probability of error regime. Figure 11 shows the comparison when the local nodes run M^2 -random walk and FC runs M -random walk in the

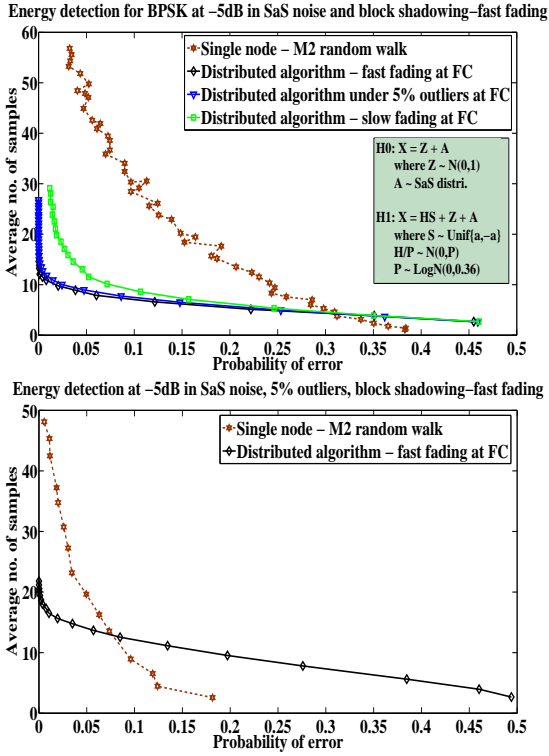


Fig. 12: Energy detection in the presence of Gaussian and S α S noise, 5% outliers and block Log \mathcal{N} shadowing - Rayleigh fast fading. Top: Without outliers at local nodes. Bottom: With outliers at local nodes.

presence of Gaussian noise and fading. From Figure 12 we see that the distributed algorithm performs better in the presence of EMI (along with shadowing-fading) at the local nodes and the FC. It also shows that the presence of 5% outliers (along with shadowing-fast fading) at the FC does not make a considerable difference in the performance of the distributed algorithm. We have considered the presence of outliers only when the signal is present (under \mathcal{H}_1 at local nodes and under both the hypotheses at the FC). With all these impairments, the reporting channel becomes bad and the improvement over the single node case is seen for small probability of error only (Figure 12 bottom).

We see that the distributed algorithm performs much better than the single node M^2 -random walk, especially at low probability of error. It is also quite robust to the effects of fading, EMI and outliers at the local nodes and the FC.

VIII. CONCLUSION

We propose a distributed algorithm for spectrum sensing in Cognitive radio. Various impairments such as additive noise, EMI, shadowing and multipath effects and outliers were taken into account while designing the algorithm. The local nodes perform energy detection for lack of knowledge about the primary's transmission parameters and the FC is signalled via BPSK. We find that robust versions of random walk algorithm developed recently, perform well in case of energy detection at the local nodes and binary signalling over the reporting MAC

channel. We have performed simulations to demonstrate this and have theoretically validated the observations.

IX. APPENDIX

The proofs of Theorems 1–4 are provided in this appendix. We will use the following notation:

$$N_l^0 = \inf\{n : T_{nl} \leq -\gamma_{0l}\},$$

$$N_l^1 = \inf\{n : T_{nl} \geq \gamma_{1l}\},$$

$$\tau_l(-\gamma_{0l}) = \text{the last time random walk } T_{nl} \text{ is above } -\gamma_{0l},$$

$$\tau = \max_l \tau_l(-\gamma_{0l}),$$

$$\nu(a) = \text{Starting from 0, the first time } W_k \text{ crosses } a \text{ when all local nodes are transmitting } -b_0,$$

$$\tau(c) = \max_l \tau_l(-\gamma_l |\log c|).$$

Proof of Theorem 1. We show $P_0[N < \infty] = 1$. Similarly we can show for $P_1[N < \infty] = 1$.

Under \mathcal{H}_0 , T_{nl} is a random walk with finite negative mean, for each l . Thus, $T_{nl} \rightarrow -\infty$ a.s. and hence $\tau_l(-\gamma_{0l}) < \infty$ a.s. for any finite γ_{0l} . Therefore $\tau < \infty$ a.s. After τ , all local nodes transmit $-b_0$ and hence increments of W_k have a negative mean ($= \Delta_0$). Therefore,

$$N < \tau + \nu(-W_{\tau+1} - \beta_0). \quad (19)$$

Since $\tau < \infty$ a.s. and $\mathbb{E}[|Y_k|] < \infty$, $|W_{\tau+1}| < \infty$ a.s. and hence $\nu(-W_{\tau+1} - \beta_0) < \infty$ a.s. Therefore, $P_0[N < \infty] = 1$. ■

Proof of Theorem 2. We prove for \mathcal{H}_0 . From (19),

$$\frac{N}{|\log c|} \leq \frac{\tau(c)}{|\log c|} + \frac{\nu(-W_{\tau(c)+1} - |\log c|)}{|\log c|}.$$

Also, from [39]

$$\lim_{c \rightarrow 0} \frac{\tau(c)}{|\log c|} = \frac{1}{D_{tot}^0} \text{ a.s.}$$

Furthermore,

$$\begin{aligned} \frac{\nu(-|\log c| - W_{\tau(c)+1})}{|\log c|} &\leq \frac{\nu(-|\log c|)}{|\log c|} \\ &+ \frac{\nu(-W_{\tau(c)+1})}{W_{\tau(c)+1}} \frac{W_{\tau(c)+1}}{\tau(c)+1} \frac{\tau(c)+1}{|\log c|} \end{aligned}$$

and from [39],

$$\lim_{c \rightarrow 0} \frac{\nu(-|\log c|)}{|\log c|} = -\frac{1}{\Delta_0} \text{ a.s.}$$

Also, by Strong Law of Large Numbers (SLLN) (since $\tau(c) \rightarrow \infty$ a.s. as $c \downarrow 0$)

$$\lim_{c \downarrow 0} \frac{W_{\tau(c)+1}}{\tau(c)+1} \leq \mathbb{E}[\xi_1^*] \text{ a.s.}$$

Thus,

$$\lim_{c \rightarrow 0} \frac{\nu(-W_{\tau(c)+1})}{W_{\tau(c)+1}} \frac{W_{\tau(c)+1}}{\tau(c)+1} \frac{\tau(c)}{|\log c|} \leq \left(\frac{-1}{\Delta_0}\right) \frac{\mathbb{E}[\xi_1^*]}{D_{tot}^0} \text{ a.s.} \quad \blacksquare$$

Proof of Theorem 3. We prove the result for P_{FA} . It holds for P_{MD} in the same way.

We have,

$$P_{FA} = P_0[\text{Declare } \mathcal{H}_1 \text{ upto } \tau(c)] + P_0[\text{Declare } \mathcal{H}_1 \text{ after } \tau(c)].$$

The first term on the RHS,

$$\begin{aligned} & P_0[\text{Declare } \mathcal{H}_1 \text{ upto } \tau(c)] \\ & \leq P_0\left[\cup_l \{l^{\text{th}} \text{ random walk crosses } \gamma_l |\log c| \text{ upto } \tau(c)\}\right] \\ & + P_0[\hat{W}_0 = 0, \hat{W}_k \text{ crosses } |\log c| \text{ upto } \tau(c)] \\ & \text{with } \hat{W}_k = \sum_{n=1}^k \xi_n^* \\ & \leq \sum_l P_0\left[\sup_{0 \leq k \leq \tau(c)} T_{kl} > \gamma_l |\log c|\right] \end{aligned} \quad (20)$$

$$+ P_0\left[\sup_{0 \leq k \leq \tau(c)} \hat{W}_k > |\log c|\right]. \quad (21)$$

The first term on the RHS in (21),

$$\begin{aligned} P_0\left[\sup_{0 \leq k \leq \tau(c)} T_{kl} > \gamma_l |\log c|\right] & \leq P[M_{0l} > \gamma_l |\log c|] \\ & \leq e^{-\Gamma_{0l} \gamma_l |\log c|}, \end{aligned}$$

where $M_{0l} = \sup_{k \geq 0} T_{kl}$ and $\mathbb{E}_0[e^{\Gamma_{0l} \hat{X}_{1l}}] = 1$. Since $\Gamma_{0l} > 0$, this goes down exponentially to 0 with $|\log c| \rightarrow \infty$ at rate $\Gamma_{0l} \gamma_l$.

Now consider $P_0[\sup_{0 \leq k \leq \tau(c)} \hat{W}_k > |\log c|]$, the second term on the RHS of (21). From Theorem 10 in [45], since $\{\hat{W}_k\}$ is a submartingale, we get, for an $\alpha > 0$ with $\mathbb{E}[e^{\alpha \xi_1^*}] < \infty$ (by taking function $g(x) = e^{\alpha x} - 1$, $\alpha > 0$ in Theorem 10 of [45]),

$$P[\sup_{k \leq n} \hat{W}_k \geq x] \leq \frac{\mathbb{E}[e^{\alpha \hat{W}_n}] - 1}{e^{\alpha x} - 1}.$$

Therefore, since $\tau(c)$ is independent of $\{\hat{W}_k\}$,

$$\begin{aligned} & \sum_{n=1}^{\infty} P\left[\sup_{0 \leq k \leq n} \hat{W}_k \geq |\log c| \mid P[\tau(c) = n]\right] \\ & \leq \sum_{n=1}^{\infty} P[\tau(c) = n] \left(\frac{\phi_{\xi^*}(\alpha_0)^n - 1}{e^{\alpha_0 |\log c|} - 1}\right) \\ & = (e^{\alpha_0 |\log c|} - 1)^{-1} \mathbb{E}[e^{\tau(c) \log \phi_{\xi^*}(\alpha_0)} - 1] \\ & \leq (e^{\alpha_0 |\log c|} - 1)^{-1} \mathbb{E}[(e^{\eta \tau(c)} - 1)]. \end{aligned} \quad (22)$$

if $\log \phi_{\xi^*}(\alpha_0) \leq \eta$. Thus, we have from Lemma 3 below, exponential decay if $k_2 < \alpha_0$.

Next consider, for an $r, 0 < r < 1$,

$$\begin{aligned} & P_0[\text{Declare } \mathcal{H}_1 \text{ after } \tau(c)] \\ & \leq P_0[\text{Declare } \mathcal{H}_1 \text{ after } \tau(c) \text{ if } W_{\tau(c)+1} \leq r |\log c|] \\ & + P_0[W_{\tau(c)+1} > r |\log c|]. \end{aligned}$$

Since,

$$P_0[W_{\tau(c)+1} > r |\log c|] \leq P\left[\sup_{0 \leq k \leq \tau(c)+1} \hat{W}_k > r |\log c|\right],$$

from (22) and Lemma 3,

$$P_0[W_{\tau(c)+1} > r |\log c|] \leq k_1' \frac{\mathbb{E}[e^{\eta(\tau(c)+1)}] - 1}{k_1' e^{r \alpha_0 |\log c|} - 1} \rightarrow 0$$

exponentially in $|\log c|$ if $r \alpha_0 > k_2$ for some $0 < r < 1$.

Next consider

$$\begin{aligned} & P_0[\text{Declare } \mathcal{H}_1 \text{ after } \tau(c) \text{ if } W_{\tau(c)+1} \leq r |\log c|] \\ & \leq P_0[\text{Declare } \mathcal{H}_1 \text{ after } \tau(c) \text{ if } W_{\tau(c)+1} = r |\log c|] \\ & \leq P[\text{random walk starting with zero} \\ & \text{and increments } Z_k - Lb_0 \text{ has max} > (1-r)|\log c|] \\ & \leq e^{-\Gamma_0(1-r)|\log c|} \rightarrow 0, \end{aligned}$$

exponentially because $\Gamma_0 > 0$ where $\mathbb{E}[e^{\Gamma_0(Z_1 - Lb_0)}] = 1$. Thus,

$$\begin{aligned} P_{FA} & \leq k_1 e^{-\alpha_0 |\log c|} e^{k_2 |\log c|} + k_1' e^{-\alpha_0 r |\log c|} e^{k_2 |\log c|} \\ & + e^{-\Gamma_0(1-r)|\log c|} + \sum_{l=1}^L e^{-\Gamma_{0l} \gamma_l |\log c|} \end{aligned}$$

and $\lim_{c \downarrow 0} \frac{P_{FA}}{c^{r'}} < \infty$ where $r' < \min\{\alpha_0 r - k_2, \Gamma_0(1-r), \Gamma_{0l} \gamma_l, l = 1, \dots, L\}$. ■

Lemma 3. Let there be an η such that $R_0 > \eta > 0$ and γ_l' is the smallest positive constant with $\phi_{il}(\gamma_l') = e^{-\eta}$ for all $l = 1, \dots, L$. Also, there is $\alpha_1 > 0$ such that $\bar{\phi}_{il}(\alpha_1) \triangleq \mathbb{E}[e^{-\alpha_1 \hat{X}_{1l}}] < \infty$ for all $l = 1, \dots, L$ and $\eta + \log \bar{\phi}_{0l}(\alpha_1) < 0$. Then, $\limsup_{c \downarrow 0} \frac{\mathbb{E}[e^{\eta \tau(c)}]}{k_1 e^{k_2 |\log c|}} \leq 1$ when k_1 is a constant and $k_2 = \sum_l \gamma_l \gamma_l'$.

Proof. For any c , for $l = 1, \dots, L$

$$\begin{aligned} \mathbb{E}[e^{\eta \tau_l(c)}] & = \sum_{n=0}^{\infty} e^{\eta n} P[\tau_l(c) = n] \\ & \leq \sum_{n=0}^{\infty} e^{\eta n} P(T_{(n+1)l} \leq -\gamma_l |\log c|) \\ & = e^{-\eta} \sum_{n=1}^{\infty} e^{\eta n} P(-T_{nl} \geq \gamma_l |\log c|) \\ & \leq \sum_{n=1}^{\infty} e^{\eta n} \frac{\bar{\phi}_{il}(\alpha_1)^n}{e^{\gamma_l |\log c|}}, \end{aligned} \quad (23)$$

by Markov inequality. Also, RHS of (23) is finite if $\eta + \log \bar{\phi}_{0l}(\alpha_1) < 0$. Thus, under our assumptions, from [46], there exist positive γ_l' such that

$$\lim_{c \downarrow 0} \frac{\mathbb{E}[e^{\eta \tau_l(c)}]}{f_l(\gamma_l) e^{\gamma_l |\log c| \gamma_l'}} = 1 \text{ for each } l,$$

when $f_l(\gamma_l)$ is a constant provided in [46]. Thus, since $\tau_1(c), \tau_2(c), \dots, \tau_L(c)$, are independent,

$$\mathbb{E}[e^{\eta \tau(c)}] \leq \mathbb{E}[e^{\eta \sum_{l=1}^L \tau_l(c)}] = \prod_{l=1}^L \mathbb{E}[e^{\eta \tau_l(c)}].$$

Therefore,

$$\lim_{c \downarrow 0} \frac{\mathbb{E}[e^{\eta\tau(c)}]}{\prod_{l=1}^L f_l(\gamma_l) e^{|\log c| \sum_l r_l \gamma_l}} \leq 1.$$

Proof of Theorem 4. Define

$$A_l = \{\text{local node } l \text{ makes a wrong decision some time}\}.$$

Then,

$$\begin{aligned} P_{FA} &= P_0(\text{declare } \mathcal{H}_1) \\ &\leq P_0(\text{declare } \mathcal{H}_1 | \cap_l A_l^c) P(\cap_l A_l^c) + \sum_{l=1}^L P_0(A_l). \end{aligned}$$

From the text below equation (12),

$$\begin{aligned} P_0[A_l] &\leq P_0[\sup_{n \geq 0} T_{nl} \geq \rho_l |\log c|] \\ &\sim f_l(\rho_l |\log c|) (\rho_l |\log c|)^{-r_1} \end{aligned}$$

where f_l is a slowly varying function. Thus,

$$\begin{aligned} P_0(\text{Declare } \mathcal{H}_1) &\lesssim P_0(\cap_l A_l^c) P_0(\text{Declare } \mathcal{H}_1 | \cap_l A_l^c) \\ &\left(\sum_l \frac{f_l(\rho_l |\log c|)}{\rho_l^{r_1}} \right) \frac{1}{(|\log c|)^{r_1}}. \end{aligned} \quad (24)$$

Consider

$$\begin{aligned} P_0(\text{Declare } \mathcal{H}_1 | \cap_l A_l^c) &= P_0(\text{Declare } \mathcal{H}_1 \text{ upto } \tau(c) | \cap_l A_l^c) \\ &\quad + P_0(\text{Declare } \mathcal{H}_1 \text{ after } \tau(c) | \cap_l A_l^c) \\ &\leq P_0\left(\sup_{0 \leq k \leq \tau(c)} \sum_{k=1}^n Z_k > |\log c|\right) \\ &\quad + P_0(\text{Declare } \mathcal{H}_1 \text{ after } \tau(c) | \cap_l A_l^c) \end{aligned} \quad (25)$$

Also, from [42], since Z_k distribution $\in R(-r_2 - 1)$,

$$\begin{aligned} P_0\left[\sup_{1 \leq k \leq \tau(c)} \sum_{n=1}^k Z_n > |\log c|\right] \\ \sim \mathbb{E}[\tau(c)] g_1(|\log c|) |\log c|^{-r_2-1} \\ \sim |\log c|^{-r_2} g_1(|\log c|). \end{aligned} \quad (26)$$

where g_1 is a slowly varying function.

The second term on *RHS* of (25), for a $\delta, 0 < \delta < 1$,

$$\begin{aligned} P_0(\text{Declare } \mathcal{H}_1 \text{ after } \tau(c) | \cap_l A_l^c) \\ \leq P[\text{random walk at FC with mean } \Delta_0 \\ \text{and initial condition } \sum_{k=1}^{\tau(c)+1} Z_k \text{ crosses } |\log c|] \\ \leq P[\text{FC random walk with mean } \Delta_0 \text{ and initial condition } \\ \delta |\log c| \text{ crosses } |\log c| + P[\sum_{k=1}^{\tau(c)+1} Z_k > (1-\delta)|\log c|]]. \end{aligned}$$

Also, for slowly varying functions g_2, g_3 ,

$$\begin{aligned} P\left[\sum_{k=1}^{\tau(c)+1} Z_k > (1-\delta)|\log c|\right] \\ \leq P\left[\sup_{0 \leq k \leq \tau(c)+1} \sum_{j=0}^k Z_j > (1-\delta)|\log c|\right] \\ \sim g_2((1-\delta)|\log c|) \mathbb{E}[\tau(c) + 1] |\log c|^{-r_2-1} \\ \sim g_2((1-\delta)|\log c|) |\log c|^{-r_2} \end{aligned} \quad (27)$$

and

$P[\text{random walk with mean } -\Delta_0 \text{ and initial condition } \delta |\log c| \text{ crosses } |\log c|]$

$$\leq g_3((1-\delta)|\log c|) |\log c|^{-r_2}. \quad (28)$$

From (24), (25), (26), (27) and (28),

$$\begin{aligned} P_{FA} &\lesssim \left(\sum_l \frac{f_l(\rho_l |\log c|)}{\rho_l^{r_1}} \right) \frac{1}{(|\log c|)^{r_1}} \\ &\quad + g_1(|\log c|) |\log c|^{-r_2} + g_2(1-\delta) |\log c| |\log c|^{-r_2} \\ &\quad + g_3(1-\delta) |\log c| |\log c|^{-r_2}. \end{aligned}$$

REFERENCES

- [1] J. Mitola and J. Maguire, G.Q., "Cognitive radio: making software radios more personal," *IEEE Personal Communications*, vol. 6, no. 4, pp. 13–18, Aug 1999.
- [2] I. F. Akyildiz, B. Lo, and R. Balakrishnan, "Cooperative spectrum sensing in cognitive radio networks: A survey," *Physical Communication*, vol. 4, no. 1, pp. 40–62, 2011.
- [3] E. Axell, G. Leus, E. G. Larsson, and H. V. Poor, "Spectrum sensing for cognitive radio: State-of-the-art and recent advances," *Signal Processing Magazine, IEEE*, vol. 29, no. 3, pp. 101–116, May 2012.
- [4] Z. Govindarajulu, *Sequential statistics*. World Scientific Publishing Co., 2004.
- [5] A. Sahai, N. Hoven, and R. Tandra, "Some fundamental limits on cognitive radio," in *42nd Allerton Conference on Communication, Control, and Computing*, 2004.
- [6] S. Atapattu, C. Tellambura, and H. Jiang, *Energy Detection for Spectrum Sensing in Cognitive Radio*. DOI 10.1007/978-1-4939-0494-5, Springer-Briefs in Computer Science, 2014.
- [7] M. Z. Win, P. C. Pinto, and L. A. Shepp, "A mathematical theory of network interference and its applications," *Proceedings of the IEEE*, vol. 97, no. 2, pp. 205–230, 2009.
- [8] J. Park, G. Shevlyakov, and K. Kim, "Maximin distributed detection in the presence of impulsive alpha-stable noise," *IEEE Trans. on Wireless Communications*, pp. 1687 – 1691, June 2011.
- [9] P. J. Huber and E. M. Ronchetti, *Robust Statistics*. 2nd edition, A. John Wiley and sons Inc. publication, 2009.
- [10] D. Tse and P. Viswanath, *Fundamentals of Wireless Communication*. Cambridge University press, 2005.
- [11] J. D. Parsons, *The mobile radio propagation channel*. 2nd edition, John Wiley and Sons, 2000.
- [12] F. Hansen and F. I. Meno, "Mobile fading-rayleigh and lognormal superimposed," *IEEE Trans. on Vehicular Technology*, vol. VT 26, no. 4, pp. 332–335, 1997.
- [13] A. Ghasemi and E. Sousa, "Spectrum sensing in cognitive radio networks: Requirements, challenges and design trade-offs," *IEEE Communications Magazine*, vol. 46, no. 4, pp. 32–39, 2008.
- [14] R. Viswanathan and P. K. Varshney, "Distributed detection with multiple sensors i. fundamentals," *IEEE Proceedings*, vol. 85, pp. 54–63, 1997.
- [15] G. Feng, W. Chen, and Z. Cao, "A joint phy-mac spectrum sensing algorithm exploiting sequential detection," *IEEE Signal Processing Letters*, vol. 17, no. 8, pp. 703–706, Aug 2010.

- [16] F. Lin, R. C. Qiu, and J. P. Browning, "Spectrum sensing with small-sized data sets in cognitive radio: Algorithms and analysis," *IEEE Trans. on Vehicular Technology*, vol. 64, no. 1, pp. 77–87, Jan 2015.
- [17] Y. Zeng, Y. C. Liang, A. T. Hoang, and R. Zhang, "A review on spectrum sensing for cognitive radio: Challenges and solutions," *EURASIP Journal on Advances in Signal Processing*, no. Article id 381465, 2010.
- [18] G. Fellouris and G. V. Moustakides, "Decentralized sequential hypothesis testing using asynchronous communication," *IEEE Trans. on Information Theory*, vol. 57, no. 1, pp. 534–548, 2011.
- [19] Y. Mei, "Asymptotic optimality theory for decentralized sequential hypothesis testing in sensor networks," *IEEE Trans. on Information Theory*, vol. 54, no. 5, pp. 2072–2089, 2008.
- [20] J. K. Sreedharan and V. Sharma, "Nonparametric decentralized sequential detection via universal source coding," in *Information Theory and Applications Workshop (ITA)*, DOI 10.1109/ITA.2013.6502977, 2013.
- [21] S. Ganguly, K. R. Sahasranand, and V. Sharma, "A new algorithm for distributed nonparametric sequential detection," in *International Conference on Communications (ICC)*, 2014.
- [22] J. Chamberland and V. Veeravalli, "Wireless sensors in distributed detection applications," *IEEE Signal Processing Magazine*, vol. 24, pp. 16–25, 2007.
- [23] V. Veeravalli, "Sequential decision fusion: theory and applications," *Journal of the Franklin Institute*, vol. 336, pp. 301–322, 1999.
- [24] T. Banerjee, V. Sharma, V. Kavitha, and A. Jayaprakasam, "Generalized analysis of a distributed energy efficient algorithm for change detection," *IEEE Trans. on Wireless Communication*, vol. 10, pp. 91–101, 2011.
- [25] K. S. Jithin, V. Sharma, and R. Gopalarathnam, "Cooperative distributed sequential spectrum sensing," in *National Conference on Communications (NCC)*, 2011.
- [26] Z. Quan, S. Cui, H.V.Poor, and A. Sayed, "Collaborative wideband sensing for cognitive radios," *IEEE Signal Processing Magazine*, vol. 25, pp. 60–73, 2008.
- [27] J. K. Sreedharan and V. Sharma, "Spectrum sensing using distributed sequential detection via noisy reporting mac," in *Signal Processing, Elsevier*, vol. 106, pp. 159–173, January 2015.
- [28] K. Liu and A. M. Sayeed, "Optimal distributed detection strategies for wireless sensor networks," *Proceedings of IEEE*, vol. 17, 2010.
- [29] J. Unnikrishnan and V.V.Veeravalli, "Cooperative sensing for primary detection in cognitive radio," *IEEE Journal of selected topics in Signal Processing*, vol. 2, pp. 18–27, Feb 2008.
- [30] S. Dasarathan and C. Tepedelenlioglu, "Distributed estimation and detection with bounded transmissions over gaussian multiple access channels," *IEEE Trans. on Signal Processing*, vol. 62, no. 13, pp. 3454–3463, July 2014.
- [31] S. Maleki, A. Pandharipande, and G. Leus, "Energy-efficient distributed spectrum sensing for cognitive sensor networks," *IEEE Sensors Journal*, vol. 11, no. 3, pp. 565–573, March 2011.
- [32] N. Reisi, S. Gazor, and M. Ahmadian, "Distributed cooperative spectrum sensing in mixture of large and small scale fading channels," *IEEE Trans. on Wireless Communications*, vol. 12, no. 11, pp. 5406–5412, Nov 2013.
- [33] M. K. Simon and M.-S. Alouini, *Digital Communication over Fading Channels*. 2nd edition, John Wiley and Sons, 2005.
- [34] A. Abdi and M. Kaveh, "K distribution: an appropriate substitute for rayleigh-lognormal distribution in fading-shadowing wireless channels," *IET Electronics Letters*, vol. 34, no. 9, pp. 851–852, 1998.
- [35] H. Abdel-Ghaffar and S. Pasupathy, "Partially coherent, suboptimal detectors over rayleigh fading diversity channels," in *Communications Theory Mini-Conference Record, GLOBECOM*, pp. 76–80, 1994.
- [36] E. Lehmann and J. P. Romano, *Testing Statistical Hypotheses*. 3rd edition, Springer, New York, 2005.
- [37] F. Ibrahim and V. Sharma, "Novel distributed sequential nonparametric tests for spectrum sensing," in *Proceedings of IEEE GlobalSIP*, 2014.
- [38] K. Sigman, "Appendix: A primer on heavy-tailed distributions," *Queueing systems*, vol. 33, pp. 261–275, 1999.
- [39] A. Gut, *Stopped random walks : limit theorems and applications*. Springer-Verlag, New York, 1988.
- [40] S. Asmussen, *Applied Probability and Queues*. 2nd edition, Springer, 2003.
- [41] S. Asmussen and H. Albrecher, *Ruin Probabilities*. 2nd edition, World Scientific, 2010.
- [42] S.G.Foss and S.Zachary, "The maximum on a random time interval of a random walk with long tailed increments and negative drift," *Annals of applied probability*, vol. 1, pp. 37–57, 2003.
- [43] H. Barakat and Y. Abdelkader, "Computing the moments of order statistics from non-identical random variables," *Statistical Methods and Applications*, vol. 13, pp. 15–26, 2004.
- [44] P. Billingsley, *Probability and Measure*. John Wiley and Sons, 1986.
- [45] V. M. Zolotarev, "A one-sided interpretation and refinements of certain chebyshev-type inequality," *Selected translations in Math. Statistics and Probability*, vol. 12, 1973.
- [46] A. Iksanov and M. Meiners, "Exponential moments of first passage times and related quantities for random walks," *Electrical Communication Prob.*, vol. 15, pp. 365–375, 2010.