

Consistent estimation of the proportion of false nulls and FDR for adaptive multiple testing Normal means under weak dependence

Xiongzhi Chen*

Abstract

We consider multiple testing means of many dependent Normal random variables that do not necessarily follow a joint Normal distribution. Under weak dependence, we show the uniform consistency of proportion estimators that are constructed as solutions to Lebesgue-Stieltjes equations for the setting of a point, bounded and one-sided null, respectively, and characterize via the index of weak dependence the sparsest proportion these estimators can consistently estimate. On the other hand, under a principal correlation structure and employing a suitable definition of p-value for composite null hypotheses, we show that three key empirical processes induced by a single-step multiple testing procedure (MTP) satisfy the strong law of large numbers for testing each of the three types of nulls. Further, under this structure and for testing a point null and a one-sided null respectively, we construct an adaptive single-step MTP that employs a proportion estimator mentioned earlier, and show that the false discovery proportion of this procedure satisfies the weak law of large numbers and hence consistently estimates the false discovery rate of the procedure. In addition, we report some findings on the estimators of Jin and of Meinshausen and Rice of the proportion of false nulls in the critically and very sparse regimes under weak dependence and model misspecifications, respectively.

Keywords: adaptive multiple testing; composite null hypothesis; false discovery rate; proportion of false nulls.

MSC 2010 subject classifications: Primary 62F12, 62F03; Secondary 62H15.

Contents

1	Introduction	2
1.1	Summary of main contributions	3
1.2	Notations and conventions	4
1.3	Organization of article	4

*Corresponding author. Department of Mathematics and Statistics, Washington State University, Pullman, WA 99164, USA; E-mail: xiongzhi.chen@wsu.edu

2	Adaptive multiple testing Normal means	4
2.1	Multiple testing, proportion of false nulls and p-value	5
2.2	Principal correlation structure and stability of multiple testing	6
2.3	Adaptive single-step multiple testing and consistent FDR estimation	8
3	Consistent proportion estimators under weak dependence	10
3.1	Construction of proportion estimators via integral equations	11
3.2	Consistency of proportion estimator for the case of a point null	13
3.3	Consistency of proportion estimator for the case of a bounded null	15
3.4	Consistency of proportion estimator for the case of a one-sided null	16
4	Simulation study	17
4.1	Simulations for the case of a point null	18
4.1.1	Accuracy and stability of two proportion estimators	19
4.1.2	Accuracy of FDR estimation for adaptive multiple testing	20
4.2	Simulations for the cases of one-sided and bounded nulls	21
4.3	Simulations for Student’s t random variables	22
5	Discussion	27
A	Proofs	27
A.1	Proof of Corollary 2.1	27
A.2	Proof of Theorem 2.2	28
A.3	Proof of Theorem 3.2	30
A.4	Proof of Theorem 3.3	32
A.5	Two auxiliary lemmas	33
A.6	Proof of Theorem 3.4	33
A.7	Proof of Theorem 3.5	35
A.8	Proof of Lemma A.3	37

1 Introduction

We consider the multiple testing scenario where the means of many dependent Normal random variables are simultaneously tested. This scenario is a classic subject of theoretical study in statistics. It has also been conducted when implementing a strategy called “marginal regression followed by multiple testing”, where many marginal regression models are obtained, a null hypothesis is that a regression coefficient is zero, the associated test statistic follows a Normal distribution and has mean zero under the null hypothesis, and all regression coefficients are simultaneous assessed; see, e.g., [Owen \(2005\)](#); [Fan et al. \(2012\)](#); [Azriel and Schwartzman \(2015\)](#).

Due to the large number of null hypotheses to test simultaneously, it is often desirable to control the false discovery rate (FDR) in order to identify a set of regression coefficients for further study. However, the Normally distributed test statistics can be highly dependent, and the behavior of the false discovery proportion (FDP) of a multiple testing procedure (MTP) such as the Benjamini-Hochberg (BH) procedure of [Benjamini and Hochberg \(1995\)](#) is unstable and sometimes even unpredictable; see, e.g., [Finner et al. \(2007\)](#). Considerable efforts have been carried out to identify dependence structures under which a BH-type step-up procedure is conservative, either non-asymptotically or asymptotically, as by, e.g., [Benjamini and Yekutieli \(2001\)](#); [Storey et al. \(2004\)](#); [Finner et al. \(2007\)](#); [Farcomeni \(2007\)](#). Parallel to these efforts, another line of research studies a single-step MTP and aims at asymptotic FDR control under dependence; see, e.g., [Friguet et al. \(2009\)](#); [Schwartzman and Lin \(2011\)](#); [Fan et al. \(2012\)](#); [Delattre and Roquain \(2016\)](#); [Fan and Han \(2017\)](#); [Chen and Doerge \(2020\)](#). Finally, adaptive MTPs that incorporate a suitably accurate estimate of the proportion of true nulls can be more powerful than their non-adaptive counterparts when this proportion is not very close one; see, e.g., [Storey et al. \(2004\)](#); [Benjamini et al. \(2006\)](#); [Blanchard and Roquain \(2009\)](#); [Nandi et al. \(2021\)](#).

However, the above mentioned works are for multiple testing a point null hypothesis and are not for adaptive single-step MTPs that incorporate proportion estimators. Even though Bayesian mixture models have been used, e.g., by [Storey \(2003\)](#); [Genovese and Wasserman \(2004\)](#); [Chi \(2010\)](#), to route testing composite nulls back to testing point nulls, we will take a frequentist perspective here since Bayesian mixture models often unrealistically force test statistics to be marginally identically distributed. So, there is a need to fill the gap of consistently estimating the proportion of false nulls (i.e., one minus the proportion of true nulls) and consistently estimating the FDR of an adaptive single-step MTP under dependence and for multiple testing composite nulls. This motivates our work.

1.1 Summary of main contributions

In this article, we study the FDP of an adaptive single-step MTP when each pair of test statistics follows a bivariate Normal distribution with known variances. Firstly, we consider a single-step MTP and show that, for the setting of a point null, bounded null and one-sided null respectively, the empirical processes of the number of false rejections, the total number of rejections and the FDP all satisfy the strong law of large numbers when the Normal random variables have a principal correlation structure (PCS). Secondly, we show that, for testing a point null and a one-sided null respectively, the FDP of the adaptive single-step MTP that employs a consistent proportion estimator of the proportion of false nulls satisfies the weak law of large numbers. So, the FDR of the procedure can be consistently estimated by its FDP, and the rejection threshold of the procedure can be explicitly determined to asymptotically control its FDR at a desired level. Thirdly, for the setting of a point null, bounded null and one-sided null respectively, we

show that the proportion estimators of [Chen \(2019b\)](#) and [Chen \(2019a\)](#) are uniformly consistent when the Normal random variables are weakly dependent. This includes an extension in the setting of a point null Jin’s estimator of [Jin \(2008\)](#) to the case where Normal random variables have heterogeneous variances and are weakly dependent.

Further, our simulation study investigates the performances of Jin’s estimator and the “MR” estimator of [Meinshausen and Rice \(2006\)](#) for three types of dependence in the setting of a point null, none of which has been considered in the simulation studies of [Meinshausen and Rice \(2006\)](#), [Jin and Cai \(2007\)](#) or [Jin \(2008\)](#). In particular, we have observed that Jin’s estimator is overall more accurate than the MR estimator, that Jin’s estimator can have reasonable performance in the critically and very sparse regimes even though it has not been theoretically proven to be consistent in these regimes, and that both estimators are relatively robust to violations of assumptions needed for their consistency.

1.2 Notations and conventions

The notations and conventions we will use throughout are stated as follows: \mathbb{P} is the probability measure, and \mathbb{E} , \mathbb{V} and cov are the expectation, variance and covariance operators with respect to \mathbb{P} ; $\mathbf{w} \sim \mathcal{N}_m(\mathbf{u}, \mathbf{S})$ denotes that \mathbf{w} is an m -dimensional Normally distributed random vector with mean vector \mathbf{u} and covariance matrix \mathbf{S} , and Φ the cumulative distribution function (CDF) of $X \sim \mathcal{N}_1(0, 1)$; for two sequences $\{a_m\}_{m \geq 1}$ and $\{b_m\}_{m \geq 1}$, the “big O” notation $a_m = O(b_m)$ means that $|a_m| \leq M |b_m|$ for some constant $M > 0$ for all sufficiently large m ; for a matrix \mathbf{A} , let $\|\mathbf{A}\|_1 = \sum_{i,j} |\mathbf{A}(i, j)|$ be its l_1 -norm; 1_A is the indicator of a set A ; $[x]$ denotes the integer part of a real number x ; \Re denotes the real part of a complex number, and $\iota = \sqrt{-1}$.

1.3 Organization of article

The rest of the article is organized as follows. In [Section 2](#) we state the model for multiple testing Normal means, the definition of PCS and its implications on the stability of an MTP, and the methodology of adaptive single-step MTP and consistent estimation of its FDR. In [Section 3](#) we introduce the proportion estimators of [Chen \(2019b\)](#) and [Chen \(2019a\)](#) in the setting of Normal random variables and show their uniform consistency under weak dependence. We provide in [Section 4](#) a simulation study on these proportion estimators for multiple testing a point, bounded and one-sided null respectively and on an adaptive single-step MTP that employs such an estimator for multiple testing a point null. We end the article with a discussion in [Section 5](#) and relegate all proofs into the appendix.

2 Adaptive multiple testing Normal means

The main purpose of this section is to present the framework for adaptive multiple testing the means of Normal random variables and some key and new results on the stability of a

single-step MTP under PCS. Specifically, we will state in [Section 2.1](#) the problem of multiple testing Normal means, in [Section 2.2](#) the relationship between PCS and the stability of three key empirical processes induced by an MTP, and in [Section 2.3](#) adaptive single-step multiple testing and consistent estimation of FDR under PCS.

2.1 Multiple testing, proportion of false nulls and p-value

Let Θ_0 be a subset of the set of real numbers \mathbb{R} that has a non-empty interior and non-empty complement $\Theta_1 = \mathbb{R} \setminus \Theta_0$. For each $i \in \{1, \dots, m\}$, let $z_i \sim \mathcal{N}_1(\mu_i, \sigma_{ii})$, such that, for some integer m_0 between 0 and m , $\mu_i \in \Theta_0$ for each $i \in \{1, \dots, m_0\}$ and $\mu_i \in \Theta_1$ for each $i \in \{m_0 + 1, \dots, m\}$. Consider simultaneously testing the null hypothesis $H_{i0} : \mu_i \in \Theta_0$ versus the alternative hypothesis $H_{i1} : \mu_i \in \Theta_1$ for all $i \in \{1, \dots, m\}$. For testing the means of Normal random variables, without loss of generality, we set $\Theta_0 = \{0\}$ as the “point null”, $\Theta_0 = (-\infty, 0)$ the “one-sided null”, and $\Theta_0 = (a, b)$ for fixed, finite a, b with $a < b$ a “bounded null”. The case where $\Theta_0 = \{0\}$ is the classic “Normal means problem” that has been studied by many; see, e.g., [Donoho and Jin \(2004\)](#) and [Wasserman \(2006\)](#). In contrast, a one-sided or bounded null is often encountered in genomics or genetics when a practitioner is looking for down- or up-regulation for genes or assessing the range of fold-changes in gene expressions.

Let $I_{0,m} = \{i \in \{1, \dots, m\} : \mu_i \in \Theta_0\}$ and $I_{1,m} = \{i \in \{1, \dots, m\} : \mu_i \in \Theta_1\}$. Then the cardinality of $I_{0,m}$ is m_0 , the proportion of true nulls (“null proportion” for short) is defined as $\pi_{0,m} = m^{-1}m_0$, and the proportion of false nulls (“alternative proportion” for short) $\pi_{1,m} = 1 - \pi_{0,m}$. In other words,

$$\pi_{1,m} = m^{-1} |\{i \in \{1, \dots, m\} : \mu_i \in \Theta_1\}| \quad (2.1)$$

is the proportion of Normal random variables whose means are in Θ_1 . The proportions $\pi_{0,m}$ and $\pi_{1,m}$ appear in upper bounds on FDR and false nondiscovery rate (FNR, [Genovese and Wasserman \(2002\)](#)), and suitable estimates of these proportions are used to construct adaptive FDR procedures by, e.g., [Storey et al. \(2004\)](#); [Sarkar \(2006\)](#); [Benjamini et al. \(2006\)](#); [Blanchard and Roquain \(2009\)](#); [Chen \(2020\)](#); [Nandi et al. \(2021\)](#).

For $\Theta_0 = \{0\}$, the one-sided p-value for z_i is defined as “right-tailed” $p_i = 1 - F_0(z_i)$ or “left-tailed” $p_i = F_0(z_i)$, and the two-sided p-value for z_i as $p_i = 2F_0(-|z_i|)$, where F_0 is the CDF of $X \sim \mathcal{N}_1(0, \sigma_{ii})$. In contrast, if Θ_0 is not a singleton, i.e., if Θ_0 is a composite null, then a p-value for z_i can be defined as

$$p_i = \sup_{\mu \in \Theta_0} F_\mu(z_i) \text{ where } F_\mu \text{ is the CDF of } X \sim \mathcal{N}_1(\mu, \sigma_{ii}); \quad (2.2)$$

see, e.g., Definition 2.1 in Chapter of [Dickhaus \(2014\)](#). It is widely known that definition (2.2) can be very conservative in terms of power and hard to compute numerically, which is perhaps the main obstacle for its wide usage. For the one-sided null $\Theta_0 = (-\infty, 0)$ and when z_i ’s have

identical variances, the family of densities of $\{F_{\mu_i}\}_{i=1}^m$ forms a monotone likelihood ratio family and p_i in (2.2) can be set as $p_i = 1 - F_0(z_i)$ using the concept of uniformly most powerful test for testing a single hypothesis; see, e.g., Chapter 3 of [Lehmann and Romano \(2005\)](#). We call this definition a “classic definition” of p-value for the one-sided null $\Theta_0 = (-\infty, 0)$. Note that other definitions of p-value for a composite null have been provided by, e.g., [Bayarri and Berger \(2000\)](#), [Chi \(2010\)](#) and [Dickhaus \(2013\)](#). However, studying which among all these definitions is better under what circumstances is not our focus here.

2.2 Principal correlation structure and stability of multiple testing

Consider the single-step MTP with a rejection threshold $\tau \in (0, 1)$ that rejects $H_{i0} : \mu_i \in \Theta_0$ if and only if $p_i \leq \tau$. Then $R_m(\tau) = \sum_{i=1}^m 1_{\{p_i \leq \tau\}}$ is the number of rejections and $V_m(\tau) = \sum_{i \in I_{0,m}} 1_{\{p_i \leq \tau\}}$ the number of false discoveries. Further, the FDP and FDR of the MTP are respectively

$$\text{FDP}_m(\tau) = \frac{V_m(\tau)}{\max\{R_m(\tau), 1\}} \quad \text{and} \quad \text{FDR}_m(\tau) = \mathbb{E}[\text{FDP}_m(\tau)].$$

When m is large, we aim to control the FDR of the MTP at a given level $\alpha \in (0, 1)$ by choosing an appropriate τ or to estimate the FDR of the MTP for a given τ .

Let $\mathbf{z} = (z_1, \dots, z_m)^\top$ and let $\mathbf{\Sigma} = (\sigma_{ij})$ and $\mathbf{R} = (\rho_{ij})_{m \times m}$ be the covariance matrix and correlation matrix of \mathbf{z} respectively. If

$$m^{-2} \|\mathbf{R}\|_1 = O\left(m^{-\beta}\right) \quad \text{for some } \beta > 0, \quad (2.3)$$

we say that \mathbf{z} has a “principal correlation structure (PCS)” as defined by [Chen and Doerge \(2020\)](#) and call β the PCS index. PCS says that the sum of the absolute correlations among all components of the random vector \mathbf{z} accumulates at a slower rate than the squared dimensionality of \mathbf{z} . Note that β in (2.3) has to be no larger than 1. The components of \mathbf{z} for which $\lim_{m \rightarrow \infty} m^{-2} \|\mathbf{R}\|_1 = 0$ are referred to as “weakly correlated” by [Azriel and Schwartzman \(2015\)](#). In view of this, PCS is a more quantified version of weak correlation. A related concept is “weak dependence” defined by [Fan et al. \(2012\)](#), for which $\{z_i\}_{i=1}^m$ are “weakly dependent” if

$$m^{-2} \|\mathbf{\Sigma}\|_1 = O\left(m^{-\delta}\right) \quad \text{for some } \delta > 0. \quad (2.4)$$

We refer to δ in (2.4) as the “index of weak dependence”, and $\delta > 1$ can happen when some σ_{ii} ’s are zero. Let

$$\sigma_{(1)} = \min_{1 \leq i \leq m} \sigma_{ii} \quad \text{and} \quad \sigma_{(m)} = \max_{1 \leq i \leq m} \sigma_{ii}.$$

Since (2.4) implies (2.3) when $\lim_{m \rightarrow \infty} \sigma_{(1)} > 0$ and $\lim_{m \rightarrow \infty} \sigma_{(m)} < \infty$ whereas (2.3) implies (2.4) when $\lim_{m \rightarrow \infty} \sigma_{(m)} < \infty$, neither PCS nor weak dependence subsumes the other in terms

of set inclusion.

It is easy to verify that PCS subsumes strongly mixing and short-range dependence considered in [Jin and Cai \(2007\)](#). Specifically, we can construct \mathbf{z} such that (2.3) holds and that for $k = 10^{-1}\sqrt{m}$, all entries of the covariance matrix of the $2k$ components z_j and z_{m+1-j} for $1 \leq j \leq k$ are uniformly bounded in m from below by a positive constant, and thus the sequence $\{z_i\}_{i=1}^m$ is neither strongly mixing nor have short-range dependence; see also the ‘‘Long Range’’ dependence in the simulation study in [Section 4](#). Further, condition (2.3) complements several mixing conditions that were used by, e.g., [Farcomeni \(2007\)](#), as explained below. Let $m > 1$. Consider a sequence $\{z_i\}_{i=1}^m$, such that z_1 and z_m have non-zero, constant variances and covariance and that z_i and z_j with $i \neq j$ and $i, j \neq 1$ or m are independent. Then, $\{z_i\}_{i=1}^m$ cannot be mixing but satisfies (2.3). In contrast, a sequence $\{z_i\}_{i=1}^m$ such that the correlation between z_i and $z_j, i \neq j$ is $1/\ln m$ can be mixing but cannot satisfy (2.3).

One implication of PCS is the following strong law of large numbers for three empirical processes induced by a single-step MTP for testing a point null hypothesis $\Theta_0 = \{0\}$, shown by [Chen and Doerge \(2020\)](#):

Theorem 2.1. *Consider the point null $\Theta_0 = \{0\}$ and its associated right-tailed or two-sided p -values $\{p_i\}_{i=1}^m$ for $\{z_i\}_{i=1}^m$. If each pair (z_i, z_j) with $i \neq j$ is bivariate Normal, then there exists a constant $C > 0$ such that*

$$\left| \text{cov}(1_{\{p_i \leq \tau\}}, 1_{\{p_j \leq \tau\}}) \right| \leq C |\rho_{ij}| \text{ for all } i \neq j. \quad (2.5)$$

If in addition (2.3) holds, then

$$\lim_{m \rightarrow \infty} m^{-1} |R_m(\tau) - \mathbb{E}[R_m(\tau)]| = 0 = \lim_{m_0 \rightarrow \infty} m_0^{-1} |V_m(\tau) - \mathbb{E}[V_m(\tau)]| \text{ almost surely.} \quad (2.6)$$

If further $\liminf_{m \rightarrow \infty} m^{-1} R_m(t) > 0$, then

$$\lim_{m \rightarrow \infty} |\text{FDP}_m(\tau) - \mathbb{E}[\text{FDP}_m(\tau)]| = 0 \text{ almost surely.} \quad (2.7)$$

Condition (2.3) provides a way to check if the ‘‘weak dependence’’ assumption, which was proposed by [Storey et al. \(2004\)](#) and requires (2.6), holds, and the condition $\liminf_{m \rightarrow \infty} m^{-1} R_m(t) > 0$ is a very important sufficient condition, without which a linear step-up MTP may fail to control its FDR asymptotically even if $\lim_{m_0 \rightarrow \infty} m_0^{-1} |V_m(\tau) - \mathbb{E}[V_m(\tau)]| = 0$ holds almost surely; see [Gontscharuk and Finner \(2013\)](#). [Theorem 2.1](#) asserts that, for multiple testing whether the means of Normal random variables are zero or not under PCS, if there is always a positive proportion of rejected nulls, then the FDR of the MTP can be estimated arbitrarily well by its FDP as the number of tests increases. However, it does not necessarily hold under weak dependence or weak correlation. Note that the original statement of [Theorem 2.1](#) used the condition $\liminf_{m \rightarrow \infty} \pi_{0,m} > 0$, which implies $\liminf_{m \rightarrow \infty} m^{-1} R_m(t) > 0$, e.g., when

$\lim_{m \rightarrow \infty} \max_{i \in I_{0,m}} \sigma_{ii} < \infty$, i.e., when no $z_i, i \in I_{0,m}$ eventually becomes totally uninformative, and that $\liminf_{m \rightarrow \infty} \pi_{0,m} > 0$ simply requires that there is always a positive proportion of true nulls.

Here we complement [Theorem 2.1](#) by the following

Corollary 2.1. *For $\{z_i\}_{i=1}^m$, consider their left-tailed p -values $\{p_i\}_{i=1}^m$ if $\Theta_0 = \{0\}$ or p -values $\{p_i\}_{i=1}^m$ defined by (2.2) if Θ_0 is a composite null. If each pair (z_i, z_j) with $i \neq j$ is bivariate Normal, then (2.5) holds. If in addition (2.3) holds, then (2.6) holds. If further*

$$\liminf_{m \rightarrow \infty} \pi_{0,m} > 0 \quad \text{and} \quad \lim_{m \rightarrow \infty} \min_{i \in I_{0,m}} \mathbb{P}(p_i \leq \tau) > 0, \quad (2.8)$$

then (2.7) holds.

[Corollary 2.1](#) can potentially be used to consistently estimate the FDR of an adaptive single-step MTP for testing composite nulls. The condition $\lim_{m \rightarrow \infty} \min_{i \in I_{0,m}} \mathbb{P}(p_i \leq \tau) > 0$ holds when $\Theta_0 = \{0\}$ and the variances of z_i 's are uniformly bounded away from 0 and ∞ or when $p_i, i \in I_{0,m}$ are identically distributed (as, e.g., in the case where the classic definition of p -value is taken). Note that if $\inf_{m \geq 1} \sigma_{(1)} = 0$ does happen, then some z_i 's will eventually be equal to their means almost surely, and we will not make any mistake testing these means and can test them separately. Further, condition (2.8) is to ensure $\liminf_{m \rightarrow \infty} m^{-1} R_m(t) > 0$, which then yields (2.7) from (2.6).

2.3 Adaptive single-step multiple testing and consistent FDR estimation

Even though [Theorem 2.1](#) and [Corollary 2.1](#) characterize, for multiple testing Normal means, a large class of dependence under which the FDP of a single-step MTP concentrates almost surely around its FDR, we can potentially improve the MTP as follows: firstly, we will make it into an adaptive procedure by incorporating into it a consistent estimator of the proportion $\pi_{0,m}$; secondly, using [Theorem 2.1](#) and [Corollary 2.1](#) we can consistently estimate the FDR of the adaptive MTP; finally, we can choose the rejection threshold for the adaptive MTP, so that its FDR is as close as possible to a prespecified level as the number of hypotheses to test increases.

Recall $z_i \sim \mathcal{N}_1(\mu_i, \sigma_{ii})$ and the non-adaptive single-step MTP defined in [Section 2.2](#). With an estimator $\hat{\pi}_{1,m} \in [0, 1]$ of $\pi_{1,m}$, at a nominal FDR level $\alpha \in (0, 1)$ we can construct an adaptive single-step MTP as follows: define

$$\alpha_m(\tau) = (1 - \hat{\pi}_{1,m}) \frac{\mathbb{P}(p_{i_0} \leq \tau)}{m^{-1} R_m(\tau)} 1_{\{R_m(\tau) \neq 0\}} \quad (2.9)$$

for some $i_0 \in I_{0,m}$ and

$$\hat{\tau} = \sup \{ \tau \in [0, 1] : \alpha_m(\tau) \leq \alpha \}, \quad (2.10)$$

and reject $H_{i_0} : \mu_i \in \Theta_0$ if and only if $p_i \leq \hat{\tau}$. This adaptive procedure can be regarded as a

slight extension of the procedure of [Storey et al. \(2004\)](#). Note that $1 - \hat{\pi}_{1,m}$ is an estimate of $\pi_{0,m}$, and that the non-adaptive MTP is equivalent to setting $\hat{\pi}_{1,m} = 0$ in (2.9). Since the rejection threshold $\hat{\tau}$ in (2.10) is almost surely at least as large as that obtained by setting $\hat{\pi}_{1,m} = 0$, the adaptive MTP can potentially reject more null hypotheses and hence can be more powerful than the non-adaptive MTP at the same nominal FDR level. However, when $\pi_{1,m}$ is very close to zero, there may be little or no gain in power when using the adaptive MTP compared to its non-adaptive counterpart. Further, the FDP of the adaptive MTP may not be stable enough as an estimator of its FDR when the number of hypotheses to test is small.

Denote the FDR of the adaptive MTP by q , i.e., $q = \mathbb{E}[\text{FDP}_m(\hat{\tau})]$. We have

Theorem 2.2. $\alpha_m(\hat{\tau}) \leq \alpha$ almost surely. Further, if the following conditions hold:

1. Each pair (z_i, z_j) , $i \neq j$ is bivariate Normal such that (2.3) holds and that $\lim_{m \rightarrow \infty} \mathbb{E}[m^{-1}R_m(t)] = Q(t)$ for a continuous function Q ;
2. $\{p_i\}_{i \in I_{0,m}}$ are identically distributed and $\mathbb{P}(p_{i_0} \leq t)$ is continuous in $t \in [0, 1]$;
3. $\lim_{m \rightarrow \infty} \pi_{1,m} = \pi_1$, $\lim_{t \downarrow 0} A(t) \neq \alpha$ and $\frac{d}{dt}A(\tau_1)$ exists and is nonzero, where

$$A(t) = \frac{(1 - \pi_1) \mathbb{P}(p_{i_0} \leq \tau)}{Q(t)} \quad \text{and} \quad \tau_1 = \sup \{t \in [0, 1] : A(t) \leq \alpha\}; \quad (2.11)$$

4. $\lim_{m \rightarrow \infty} \mathbb{P}(|\hat{\pi}_{1,m} - \pi_{1,m}| \rightarrow 0) = 1$ and

$$\lim_{m \rightarrow \infty} \mathbb{P}\left(\min_{1 \leq \tilde{m} \leq m} \tilde{m}^{-1}R_{\tilde{m}}(\hat{\tau}) > 0\right) = 1, \quad (2.12)$$

then

$$\lim_{m \rightarrow \infty} \mathbb{P}(\hat{\tau} \rightarrow \tau_1) = 1, \quad (2.13)$$

and

$$\lim_{m \rightarrow \infty} \mathbb{P}(|\text{FDP}_m(\hat{\tau}) - q| \rightarrow 0) = 1 = \lim_{m \rightarrow \infty} \mathbb{P}(|\alpha_m(\hat{\tau}) - q| \rightarrow 0), \quad (2.14)$$

and $\lim_{m \rightarrow \infty} \text{FDP}_m(\hat{\tau}) = A(\tau_1)$.

Theorem 2.2 asserts that when the Normal random variables have a PCS, $\hat{\pi}_{1,m}$ consistently estimates $\pi_{1,m}$ and some other mild conditions are satisfied, $\alpha_m(\hat{\tau})$ consistently estimates the FDR of the adaptive procedure and the FDP of the procedure satisfies the weak law of large numbers. When the Normal random variables all have unit variance, the adaptive MTP can be easily implemented once we are able to verify $m^{-2} \|\mathbf{R}\|_1 = O(m^{-\beta})$ for some $\beta > 0$ without consistently estimating \mathbf{R} . This is an advantage of FDR estimation under PCS.

The conditions on the function $A(t)$ defined by (2.11), which essentially is the limiting process of the process $\alpha_m(t)$, are standard, as already have been (equivalently) used by, e.g.,

Storey et al. (2004) and Hu et al. (2010). Theorem 2.2 can be regarded as a refinement of Theorem 4 of Storey et al. (2004) and of Theorem 4 of Hu et al. (2010) with a consistent rather than conservative estimator $\hat{\pi}_{0,m}$ of $\pi_{0,m}$ and as an upgrade of these theorems to multiple testing one-sided nulls. The assertion (2.13), analogous to Theorem 5 of Storey et al. (2004), can be regarded as an example of the continuity of a “thresholding functional” from the space of CDFs under the uniform topology to the space of random variables under weak topology, originally proved by Donoho and Jin (2006) for adaptive multiple testing means of independent exponential random variables for the thresholding functional of the BH procedure, for multiple testing the means of Normal random variables under PCS via an adaptive single-step MTP. The condition (2.12) simply requires that the adaptive procedure always makes a positive proportion of rejections and is needed to ensure (2.14).

We remark that the condition “ $\{p_i\}_{i \in I_{0,m}}$ are identically distributed” in Theorem 2.2 ensures

$$\lim_{m_0 \rightarrow \infty} m_0^{-1} V_m(t) = \mathbb{P}(p_{i_0} \leq t) \text{ almost surely for any } i_0 \in I_{0,m} \text{ and } t \in [0, 1], \quad (2.15)$$

so that we can obtain (2.13) and (2.14). However, when Θ_0 is a bounded null, (2.15) may not hold. In this case, we can set

$$\tilde{\alpha}_m(\tau) = (1 - \hat{\pi}_{1,m}) \frac{\max_{1 \leq i \leq m} \mathbb{P}(p_i \leq \tau)}{m^{-1} R_m(\tau)} 1_{\{R_m(\tau) \neq 0\}}, \quad (2.16)$$

define the rejection threshold

$$\tilde{\tau} = \sup \{ \tau \in [0, 1] : \tilde{\alpha}_m(\tau) \leq \alpha \},$$

and reject $H_{i_0} : \mu_i \in \Theta_0$ if and only if $p_i \leq \tilde{\tau}$. Even though doing so gives an adaptive single-step MTP, its power may already have been compromised by the term $\max_{1 \leq i \leq m} \mathbb{P}(p_i \leq \tau)$ in (2.16), which we will not investigate here.

3 Consistent proportion estimators under weak dependence

With the framework and key results laid out in Section 2 for adaptive single-step multiple testing Normal means, we can now move to proportion estimation under weak dependence. We will formally state the strategy for proportion estimation and proportion estimators of Chen (2019b) and Chen (2019a) in Section 3.1 and then show their uniform consistency for each of the three types of nulls, i.e., the point null $\Theta_0 = \{0\}$, one-sided null $\Theta_0 = (-\infty, 0)$ and bounded null $\Theta_0 = (a, b)$, for weakly dependent Normal random variables. Specifically, the latter is done in Section 3.2 for the point null, in Section 3.3 for the bounded null, and in Section 3.4 for the one-sided null. These proportion estimators can be used by the adaptive single-step MTPs introduced in Section 2.3.

3.1 Construction of proportion estimators via integral equations

Let $\boldsymbol{\mu} = (\mu_1, \dots, \mu_m)^\top$ and recall $\pi_{1,m}$ defined by (2.1). Denote by F_{μ_i} the CDF of z_i for $i \in \{1, \dots, m\}$, and suppose each F_{μ_i} is a member of a set \mathcal{F} of CDFs such that $\mathcal{F} = \{F_\mu : \mu \in U\}$ for some non-empty, interval U in \mathbb{R} that has a non-empty interior. Note that $U = \mathbb{R}$ for Normal random variables. Uniformly consistent estimators of $\pi_{1,m}$ for each of the three types of nulls have been constructed by Chen (2019b) and Chen (2019a) using solutions to Lebesgue-Stieltjes integral equations. Specifically, each such estimator is an “empirical matching function”

$$\hat{\varphi}_m(t, \mathbf{z}) = m^{-1} \sum_{i=1}^m \{1 - K(t, z_i)\}, \quad (3.1)$$

where $K : \mathbb{R}^2 \rightarrow \mathbb{R}$ is a “matching function” that does not depend on any $\mu \in \Theta_1$ and satisfies the Lebesgue-Stieltjes integral equation

$$\psi(t, \mu) = \int K(t, x) dF_\mu(x) \text{ for all } \mu \in U$$

for a “discriminant function” ψ such that $\lim_{t \rightarrow \infty} \psi(t, \mu) = 1$ for $\mu \in \Theta_0$ and $\lim_{t \rightarrow \infty} \psi(t, \mu) = 0$ for $\mu \in \Theta_1$. Further, $\mathbb{E}\{\hat{\varphi}_m(t, \mathbf{z})\} = \varphi_m(t, \boldsymbol{\mu})$, where

$$\varphi_m(t, \boldsymbol{\mu}) = m^{-1} \sum_{i=1}^m \{1 - \psi(t, \mu_i)\} \quad (3.2)$$

is the “average discriminant function”, and the “Oracle” $\Lambda_m(\boldsymbol{\mu}) = \lim_{t \rightarrow \infty} \varphi_m(t, \boldsymbol{\mu}) = \pi_{1,m}$ for any fixed m and $\boldsymbol{\mu}$. We will reserve the notation (ψ, K) for a pair of discriminant function and matching function and the notations $\varphi_m(t, \boldsymbol{\mu})$ and $\hat{\varphi}_m(t, \mathbf{z})$ as per (3.2) and (3.1) unless otherwise noted. We refer interested readers to Chen (2019b) and Chen (2019a) for more details on how these estimators are constructed, their advantages over other methods of constructing proportion estimators, and discussions on several existing, leading proportion estimators, and specifically to Jin (2008) for the origin of the method of construction presented above.

Let r_μ be the modulus of the characteristic function (CF) \hat{F}_μ of the CDF F_μ of $X \sim \mathcal{N}_1(\mu, \sigma^2)$ for $\mu \in U$, i.e., $r_\mu(t) = \exp(-2^{-1}t^2\sigma^2)$, which is independent of μ . The constructions and proportion estimators (hereafter referred to as “proposed estimators”) provided by Chen (2019b) and Chen (2019a) for Normal random variables are restated by the following theorem:

Theorem 3.1. *Let ω be non-negative, even and of bounded variation and Lebesgue integrate to 1 on $[-1, 1]$.*

1. For the point null $\Theta_0 = \{0\}$, $(\psi, K) = (\psi_{1,0}(t, \mu; 0), K_{1,0}(t, x; 0))$, where for any $\mu' \in U$,

$$\begin{cases} K_{1,0}(t, x; \mu') = \int_{[-1,1]} \frac{\omega(s) \cos\{ts(x - \mu')\}}{r_{\mu'}(ts)} ds \\ \psi_{1,0}(t, \mu; \mu') = \int K_{1,0}(t, x; \mu') dF_{\mu}(x) = \int_{[-1,1]} \omega(s) \cos\{ts(\mu - \mu')\} ds \end{cases}.$$

2. For the one-sided null $\Theta_0 = (-\infty, 0)$, (ψ, K) is

$$\begin{cases} K(t, x) = 2^{-1} - K_1(t, x) - 2^{-1}K_{1,0}(t, x; 0) \\ \psi(t, \mu) = 2^{-1} - \psi_1(t, \mu) - 2^{-1}\psi_{1,0}(t, \mu; 0) \end{cases}, \quad (3.3)$$

where

$$K_1(t, x) = \frac{1}{2\pi} \int_0^1 dy \int_{-1}^1 \left[\frac{\sin(ytsx)}{y} \left\{ \frac{d}{ds} \frac{1}{r_0(tys)} \right\} + \frac{tx \cos(tysx)}{r_0(tys)} \right] ds,$$

and

$$\psi_1(t, \mu) = \int K_1(t, x) dF_{\mu}(x) = \frac{1}{2\pi} \int_0^t dy \int_{-1}^1 \mu \exp(\nu ys\mu) ds.$$

3. For the bounded null $\Theta_0 = (a, b)$, (ψ, K) is

$$\begin{cases} K(t, x) = K_1(t, x) - 2^{-1} \{K_{1,0}(t, x; a) + K_{1,0}(t, x; b)\} \\ \psi(t, \mu) = \psi_1(t, \mu) - 2^{-1} \{\psi_{1,0}(t, \mu; a) + \psi_{1,0}(t, \mu; b)\} \end{cases}, \quad (3.4)$$

where

$$K_1(t, x) = \frac{t}{2\pi} \int_a^b dy \int_{[-1,1]} \frac{\cos\{ts(x - y)\}}{r_0(ts)} ds \quad (3.5)$$

and

$$\psi_1(t, \mu) = \int K_1(t, x) dF_{\mu}(x) = \frac{1}{\pi} \int_{(\mu-b)t}^{(\mu-a)t} \frac{\sin y}{y} dy.$$

When the difference

$$e_m(t) = \hat{\varphi}_m(t, \mathbf{z}) - \varphi_m(t, \boldsymbol{\mu}) \quad (3.6)$$

is small for large t , $\hat{\varphi}_m(t, \mathbf{z})$ will accurately estimate $\pi_{1,m}$. Since $\varphi_m(t, \boldsymbol{\mu}) = \pi_{1,m}$ or $\hat{\varphi}_m(t, \mathbf{z}) = \pi_{1,m}$ rarely happens, $\hat{\varphi}_m(t, \mathbf{z})$ often employs an increasing sequence $\{t_m\}_{m \geq 1}$ with $\lim_{m \rightarrow \infty} t_m = \infty$ in order to achieve ‘‘consistency’’ in the sense that

$$\Pr \left\{ \left| \pi_{1,m}^{-1} \hat{\varphi}_m(t_m, \mathbf{z}) - 1 \right| \rightarrow 0 \right\} \rightarrow 1 \quad \text{as } m \rightarrow \infty. \quad (3.7)$$

We refer to t_m as the ‘‘speed of convergence’’ of $\hat{\varphi}_m(t_m, \mathbf{z})$ as did by [Chen \(2019b\)](#) and [Chen \(2019a\)](#). By duality, $\varphi_m^*(t, \boldsymbol{\mu}) = 1 - \varphi_m(t, \boldsymbol{\mu})$ satisfies $\pi_{0,m} = \lim_{t \rightarrow \infty} \varphi_m^*(t, \boldsymbol{\mu})$ for any fixed m and $\boldsymbol{\mu}$. Accordingly, $\hat{\varphi}_m^*(t, \mathbf{z}) = 1 - \hat{\varphi}_m(t, \mathbf{z})$, as an estimator of $\pi_{0,m}$, satisfies $\mathbb{E} \{ \hat{\varphi}_m^*(t, \mathbf{z}) \} =$

$\varphi_m^*(t, \boldsymbol{\mu})$ for any fixed m, t and $\boldsymbol{\mu}$, and the oscillation of $\hat{\varphi}_m^*(t, \mathbf{z})$ is also $e_m(t)$.

3.2 Consistency of proportion estimator for the case of a point null

For the point null $\Theta_0 = \{0\}$, $K_{1,0}$ and $\psi_{1,0}$ in [Theorem 3.1](#) become

$$\begin{cases} K_{1,0}(t, x; 0) = \int_{[-1,1]} \omega(s) \exp(2^{-1}t^2s^2\sigma^2) \cos(tsx) ds \\ \psi(t, \mu) = \psi_{1,0}(t, \mu; 0) = \int_{[-1,1]} \omega(s) \cos(ts\mu) ds \end{cases}. \quad (3.8)$$

Write $K_{1,0}(t, x; 0)$ as $G_\sigma(t, x)$ and let

$$\phi_{\mu,\sigma}(x) = \left(\sqrt{2\pi\sigma}\right)^{-1} \exp\left(-2^{-1}\sigma^{-2}(x - \mu)^2\right) \text{ for } \mu \in \mathbb{R}, \sigma > 0.$$

Then $\mathbb{E}[G_\sigma(t, X)] = \psi(t, \mu) = \hat{\omega}(t\mu)$ for all t and μ when $X \sim \mathcal{N}_1(\mu, \sigma^2)$, where $\hat{\omega}$ denotes the Fourier transform of ω , and the identity

$$(G_1(t; \cdot) * \phi_{0,1})(\mu) = \psi(t, \mu) = (G_\sigma(t; \cdot) * \phi_{0,\sigma})(\mu) \quad (3.9)$$

holds, where $*$ denotes convolution. We remark that $K_{1,0}$ in (3.8) and $\hat{\varphi}_m$ in (3.1) with this $K_{1,0}$ generalize corresponding functions in [Jin \(2008\)](#) by allowing each z_i to have its own variance σ_{ii} . The estimator $\hat{\varphi}_m(t, \mathbf{z})$ based on this (ψ, K) reduces to Jin's estimator in [Jin \(2008\)](#) when $\sigma_{ii} = 1$ for all i .

Recall (2.4), i.e., $m^{-2} \|\boldsymbol{\Sigma}\|_1 = O(m^{-\delta})$ for some $\delta > 0$ and $\sigma_{(m)} = \max_{1 \leq i \leq m} \sigma_{ii}$ and set $\|\omega\|_\infty = \sup_{s \in [-1,1]} |\omega(s)|$. We have

Theorem 3.2. *Let $p_m(t) = m^{-1} + 2t^2m^{-2} \|\boldsymbol{\Sigma}\|_1$ and assume each pair (z_i, z_j) , $i \neq j$ is bivariate Normal. Then*

$$\mathbb{E}[e_m^2(t)] \leq 4 \|\omega\|_\infty^2 \exp(t^2\sigma_{(m)}) p_m(t), \quad (3.10)$$

and, for any $\varepsilon > 0$, with probability at least $1 - \varepsilon^{-2}p_m(t)$,

$$|e_m(t)| \leq 2\varepsilon \|\omega\|_\infty \exp(2^{-1}t^2\sigma_{(m)}). \quad (3.11)$$

If $\inf_{m \geq 1} \sigma_{(m)} > 0$ and (2.4) holds, then, for any three constants η, γ and δ' such that $0 < \gamma < \eta$ and $2\eta < \delta' < \min\{\delta, 1\}$, and $t_{\gamma,m} = \sqrt{2\sigma_{(m)}^{-1}\gamma \ln m}$,

$$\sup_{t \in (0, t_{\gamma,m}]} |e_m(t)| \leq 2 \|\omega\|_\infty m^{\gamma-\eta}, \quad (3.12)$$

holds with probability at least $1 - Cm^{-(\delta'-2\eta)}$ for some constant C that is determined by (2.4).

[Theorem 3.2](#) provides an integrated view on the relationship between the strength of dependence among the Normal random variables $m^{-2} \|\boldsymbol{\Sigma}\|_1$, their maximal variance $\sigma_{(m)}$, and the

magnitude of oscillations of $e_m(t)$. In particular, it asserts that, when the Normal random variables are weakly dependent, with overwhelming probability, for any γ and η such that $0 < \gamma < \eta$ and $2\eta < \min\{\delta, 1\}$, the stochastic fluctuation of $|e_m(t)|$ is upper bounded in order by $m^{\gamma-\eta}$ uniformly for $t \in (0, t_{\gamma,m}]$. It also provides in (3.10) an upper bound on the variance of the estimator $\hat{\varphi}_m(t, \mathbf{z})$, which helps characterize its stability. The condition $\inf_{m \geq 1} \sigma_{(m)} > 0$ requires that not all Normal random variables are equal to their means almost surely for all m and is easily satisfied. In case $\sigma_{(\tilde{m})} = 0$ for some positive integer \tilde{m} , then $\pi_{1,\tilde{m}} = \tilde{m}^{-1} \sum_{i=1}^{\tilde{m}} 1_{\{\tilde{z}_i \in \Theta_1\}}$ almost surely and is known, where \tilde{z}_i is a realization of z_i for $i = 1, \dots, \tilde{m}$.

When the Normal random variables are mutually independent and have unit variance, $m^{-2} \|\Sigma\|_1 = m^{-1}$, $\delta = 1$ and $\sigma_{(m)} = 1$ in Theorem 3.2. Accordingly, the range for γ is $(0, 0.5)$ in Theorem 3.2 whereas the range for γ is $(0, 0.5]$ in Jin (2008) and Chen (2019b), meaning that the difference between the two is the singleton $\{0.5\}$. Such a difference is mainly due to Lemmas 4 and 5 in Jin (2008), no longer applicable to the dependence setting here, that give

$$\sup_{t \in (0, \sqrt{2\gamma \ln m}]} |e_m(t)| = O\left(\frac{m^{\gamma-1/2}}{\sqrt{\ln m}}\right) \quad \text{for } \gamma \in (0, 0.5], \quad (3.13)$$

where the gain $(\ln m)^{-1/2}$ in (3.13) allows $\gamma = 0.5$. Nonetheless, this does not reduce the applicability of the proportion estimator.

Using the bound on $e_m(t)$ provided in Theorem 3.2, we obtain uniform consistency of the estimator as

Theorem 3.3. *Assume each pair (z_i, z_j) , $i \neq j$ is bivariate Normal such that $\inf_{m \geq 1} \sigma_{(m)} > 0$. Let $\tilde{u}_m = \min_{\{j: \mu_j \neq 0\}} |\mu_j|$. Further, assume (2.4), $\lim_{m \rightarrow \infty} \tilde{u}_m \sqrt{2\gamma \ln m} = \infty$ and $\lim_{m \rightarrow \infty} \pi_{1,m} m^{\eta-\gamma} = \infty$, where γ and η are specified in Theorem 3.2. Then, with $t_{\gamma,m}$ defined by Theorem 3.2,*

$$\mathbb{P}\left(\left|\pi_{1,m}^{-1} \hat{\varphi}_m(t_{\gamma,m}, \mathbf{z}) - 1\right| \rightarrow 0\right) \rightarrow 1 \quad \text{as } m \rightarrow \infty. \quad (3.14)$$

Theorem 3.3 justifies the consistency of the estimator for a range of $\pi_{1,m}$ values when z_i 's are weakly dependent, going beyond the settings of strongly mixing and short-range dependence that have been covered by Jin and Cai (2007) and Jin (2008) for Jin's estimator. In particular, it implies the consistency of Jin's estimator of Jin (2008) when z_i 's have unit variance and are mutually independent. The condition $\lim_{m \rightarrow \infty} \tilde{u}_m \sqrt{2\gamma \ln m} = \infty$ simply requires the minimal magnitude of the nonzero Normal means not to be extremely small, and it is satisfied when $\tilde{u}_m \geq \ln \ln m / \sqrt{\ln m}$ as assumed by Jin (2008) and Chen (2019b). Note that since we already have the variance upper bound for $e_m(t)$ in (3.10), we can choose a speed of convergence t_m different than $t_{\gamma,m}$ for t in $\hat{\varphi}_m(t, \mathbf{z})$, so that (3.7) still holds for different ranges of $\pi_{1,m}$.

In Theorem 3.3, the condition $\pi_{1,m} m^{\eta-\gamma} \rightarrow \infty$ means that, under weak dependence, the sparsest $\pi_{1,m}$ that can be consistently estimated by the estimator has to be denser than $m^{\gamma-\eta}$ with $0 < \gamma < \eta$ and $2\eta < \min\{\delta, 1\}$. This is due to the fact that the stochastic fluctuation of

$\hat{\varphi}_m(t_{\gamma,m}, \mathbf{z})$ around $\varphi_m(t, \boldsymbol{\mu})$ under weak dependence, even though converging to 0 as $m \rightarrow \infty$, can be as large in order as $m^{\gamma-\eta}$. In contrast, when the Normal random variables are independent and have unit variance, the sparsest $\pi_{1,m}$ in Jin (2008) and Chen (2019b) is allowed to be $m^{\gamma-1/2}$ with $\gamma \in (0, 0.5]$ due to (3.13). In other words, the speed of convergence of $\hat{\varphi}_m(t_{\gamma,m}, \mathbf{z})$ should not “override” the index δ of weak dependence. Regardless, the level of sparsity of $\pi_{1,m}$ for which $\pi_{1,m}$ can be consistently estimated by the estimator is largely determined by the index δ of weak dependence in (2.4).

The sequence $\{t_{\gamma,m}\}_{m \geq 1}$ for $\hat{\varphi}_m(t_{\gamma,m}, \mathbf{z})$ is also referred to as the “thresholding sequence” for the estimator. When the Normal random variables have unit variance, it is also the thresholding sequence for Jin’s estimator. When γ is set to be the supremum of its allowed value, i.e., when $\gamma = 0.5\delta$ is set, where δ is the index of weak dependence, we say that the corresponding thresholding sequence is maximal. When the Normal random variables are mutually independent and have unit variance, Jin (2008) and Chen (2019b) provided strong evidence on the excellent performance of $\varphi_m(t_m; \mathbf{z})$ when it uses the maximal thresholding sequence $t_{0.5,m} = \sqrt{\ln m}$ for which $\gamma = 0.5$.

3.3 Consistency of proportion estimator for the case of a bounded null

For the bounded null $\Theta_0 = (a, b)$, we assume $\sigma_{ii} = \sigma^2$ for some fixed variance σ^2 for all $i \in \{1, \dots, m\}$ to avoid unnecessary notational burdens of dealing with different σ_{ii} without significant gains in sharper statistical results. After all, when σ_{ii} ’s are different but known, we can scale z_i ’s (so that the scaled z_i ’s have unit variance) and adjust the bounded null. For the bounded null $\Theta_0 = (a, b)$, K_1 in Theorem 3.1 becomes

$$K_1(t, x) = \frac{t}{2\pi} \int_a^b dy \int_{[-1,1]} \exp(2^{-1}t^2s^2\sigma^2) \cos\{ts(x-y)\} ds,$$

and we have the following theorem on the uniform consistency of the estimator $\hat{\varphi}_m(t, \mathbf{z})$:

Theorem 3.4. *Let $p_m(t) = m^{-1} + 2t^2m^{-2} \|\boldsymbol{\Sigma}\|_1$ and assume each pair (z_i, z_j) , $i \neq j$ is bivariate Normal. Then*

$$\mathbb{V}\{e_m(t)\} \leq 2p_m(t) \frac{\exp(t^2\sigma^2) - 1}{t^2\sigma^2} \left\{ \frac{t^2(b-a)^2}{\pi^2} + 16\|\omega\|_\infty^2 \right\}. \quad (3.15)$$

Set $u_m = \min_{u \in \{a,b\}} \min_{\{j: \mu_j \neq u\}} |\mu_j - u|$ and $t_m = \sqrt{\gamma\sigma^{-2} \ln m}$ for some $\gamma > 0$. If in addition

$$t_m^{-1} (1 + u_m^{-1}) = o(\pi_{1,m}) \quad \text{and} \quad m^{-2+\gamma} \|\boldsymbol{\Sigma}\|_1 \ln m = o(\pi_{1,m}^2), \quad (3.16)$$

then $\hat{\varphi}_m(t_m, \mathbf{z})$ is consistent.

From Theorem 3.4, we can easily obtain the uniform consistency of $\hat{\varphi}_m(t_m, \mathbf{z})$ for a range of

$\pi_{1,m}$ and $\boldsymbol{\mu}$ that depends on the index δ of weak dependence. When $\{z_i\}_{i=1}^m$ are independent, the second condition in (3.16) becomes $m^{(\gamma-1)/2}\sqrt{\ln m} = o(\pi_{1,m})$. In contrast, if $\{z_i\}_{i=1}^m$ are not independent such that $m^{-2}\|\boldsymbol{\Sigma}\|_1 = O(m^{-\delta})$ for some $\delta \in (0, 1)$, then the second condition in (3.16) becomes $m^{(\gamma-\delta)/2}\sqrt{\ln m} = o(\pi_{1,m})$. Accordingly, the estimator $\varphi_m(t_m; \mathbf{z})$ with $t_m = \sqrt{\gamma\sigma^{-2}\ln m}$ may not be consistent when $\gamma \geq \delta$ whereas it can be when $\gamma < \delta$. However, regardless of if $\{z_i\}_{i=1}^m$ are independent or not, the sparsest $\pi_{1,m}$ it is able to consistently estimate at speed $t_m = \sqrt{\gamma\sigma^{-2}\ln m}$ should be larger in order than $\ln^{-1/2} m$, as suggested by (3.16). We remark that, similar to the case of a point null, the variance upper bound for $e_m(t)$ in (3.15) allows us to choose a speed of convergence t_m different than $\sqrt{\gamma\sigma^{-2}\ln m}$ for t in $\hat{\varphi}_m(t, \mathbf{z})$, so that (3.7) still holds for different ranges of $\pi_{1,m}$.

3.4 Consistency of proportion estimator for the case of a one-sided null

Recall the one-sided null $\Theta_0 = (-\infty, 0)$. In this setting, K_1 in Theorem 3.1 becomes

$$K_1(t, x) = \frac{1}{2\pi} \int_0^1 dy \int_{-1}^1 \exp(2^{-1}t^2y^2s^2\sigma^2) \{syt^2\sigma^2 \sin(ytsx) + tx \cos(tysx)\} ds.$$

For this null, we assume $\sigma_{ii} = \sigma^2$ for some fixed variance σ^2 for all $i \in \{1, \dots, m\}$ for the same reason stated in Section 3.3. We have the following result on the uniform consistency of the estimator $\hat{\varphi}_m(t, \mathbf{z})$:

Theorem 3.5. *Let $c_* = \sup_{m \geq 1} \max_{1 \leq i < j \leq m} |\sigma_{ij}|$ and $\mu_* = \max_{1 \leq i \leq m} |\mu_i|$. If $c_* < \sigma^2$ and each pair $(z_i, z_j), i \neq j$ is bivariate Normal, then*

$$\mathbb{V}\{e_m(t)\} \leq \frac{\exp(t^2\sigma^2) - 1}{\pi^2} \left\{ p_m(t) t^2\sigma^2 + \frac{p_{2,m}}{\sigma^2} \right\}, \quad (3.17)$$

where $p_m(t) = m^{-1} + 2t^2m^{-2}\|\boldsymbol{\Sigma}\|_1$ and

$$p_{2,m} = m^{-1}(\sigma^2 + \mu_*) + \frac{4K_0^2\sigma^2(\sigma + \mu_*)^2}{(\sigma^2 - c_*)} m^{-2}\|\boldsymbol{\Sigma}\|_1$$

for a constant $K_0 > 0$. Set $t_m = \sqrt{\gamma\sigma^{-2}\ln m}$ for some $\gamma > 0$. If in addition

$$t_m^{-1}(1 + \tilde{u}_m^{-1}) = o(\pi_{1,m}) \quad \text{and} \quad m^{-2+\gamma}\|\boldsymbol{\Sigma}\|_1(\ln^4 m + \mu_*^2 + \mu_*) = o(\pi_{1,m}^2), \quad (3.18)$$

then $\varphi_m(t_m; \mathbf{z})$ is consistent.

From Theorem 3.5, we can easily obtain the uniform consistency of $\hat{\varphi}_m(t_m, \mathbf{z})$ for a range of $\pi_{1,m}$ and $\boldsymbol{\mu}$ that depends on the index δ of weak dependence. If $\{z_i\}_{i=1}^m$ are independent, $t_m = \sqrt{\gamma\sigma^{-2}\ln m}$ and $t_m^{-1}(1 + \tilde{u}_m^{-1}) = o(\pi_{1,m})$, then Theorem 3.5 asserts that $\hat{\varphi}_m(t_m, \mathbf{z})$ is consistent when $m^{\gamma-1}(\ln^4 m + \mu_*^2 + \mu_*) = o(\pi_{1,m}^2)$. Note that we could have directly used the

uniform consistency class provided by Theorem 6 of [Chen \(2019a\)](#) when $\{z_i\}_{i=1}^m$ are independent, which says that $\hat{\varphi}_m(t_m, \mathbf{z})$ with $t_m = \sqrt{\gamma\sigma^{-2}\ln m}$ is consistent when $t_m^{-1}(1 + \tilde{u}_m^{-1}) = o(\pi_{1,m})$ and $0 < \gamma < \gamma' < 1$ and $\mu_*^2 m^{\gamma'-1} = o(1)$. Similar to the cases of a point null and a one-sided null, the variance upper bound for $e_m(t)$ in (3.17) allows us to choose a speed of convergence t_m different than $\sqrt{\gamma\sigma^{-2}\ln m}$ for t in $\hat{\varphi}_m(t, \mathbf{z})$, so that (3.7) still holds for different ranges of $\pi_{1,m}$.

4 Simulation study

In this section, we provide a simulation study on the proposed estimators, by also comparing them with the ‘‘MR’’ estimator $\hat{\pi}_{\text{MR}}$ of [Meinshausen and Rice \(2006\)](#). We choose $\hat{\pi}_{\text{MR}}$ for a comparison with the proposed estimators since $\hat{\pi}_{\text{MR}}$ is the only theoretically proven consistent estimator of $\pi_{1,m}$, besides those of [Jin \(2008\)](#), [Chen \(2019b\)](#) and [Chen \(2019a\)](#), that is able to handle $\pi_{1,m} = m^{-\vartheta}$ for $\vartheta \in [0, 0.5)$ without the need to employ the Bayesian two-component mixture model on $\{z_i\}_{i=1}^p$ or their p-values. However, since $\hat{\pi}_{\text{MR}}$ is based on p-values, we will convert each observed Normal random variable z_i into p-value p_i and apply them to $\{p_i\}_{i=1}^m$ to estimate $\pi_{1,m}$. Note that the consistency of $\hat{\pi}_{\text{MR}}$ requires that p-values are identically distributed under the false nulls and that this is not satisfied by the simulation design to be given next.

For one-side null, we will also compare our estimator with a version, referred to as the ‘‘HD’’ estimator, of one minus the proportion estimator of Section 4.3 of [Hoang and Dickhaus \(2021a\)](#) that has both of its two tuning parameters as 0.5 (since our previous study provided evidence that this estimator with its second tuning parameter (for constructing randomized p-values) optimally determined from data performed worse than the ‘‘HD’’ estimator). For other settings of our simulation study (that are given below), we will not include a comparison with the HD estimator, since it is not an aim of our paper to investigate for these other settings whether the definition of randomized p-value of [Dickhaus \(2013\)](#); [Hoang and Dickhaus \(2021b\)](#) leads to valid randomized p-values that can be practically computed.

The proposed estimators will use the triangular density ω (mentioned in [Theorem 3.1](#)) to reduce a bit of the computations in their implementations. Further, the double integral in the construction of the proposed estimators is computed by an iterated integral for which each single integral is approximated by a Riemann sum based on an equally spaced partition with norm 0.01, so as to reduce a bit the computational complexity of the estimators when the number of hypotheses to test is very large. However, we will not explore here how much more accurate these estimators can be when finer partitions are used to obtain the Riemman sums.

For an estimator $\hat{\pi}_{1,m}$ of $\pi_{1,m}$, its accuracy is measured by the excess $\tilde{\delta}_m = \hat{\pi}_{1,m}\pi_{1,m}^{-1} - 1$. For each experiment, the mean μ_m^* and standard deviation σ_m^* of $\tilde{\delta}_m$ is estimated from independent realizations of the experiment. Among two estimators of $\pi_{1,m}$, the one that has smaller σ_m^* is taken to be more stable, and the one that has both smaller σ_m^* and smaller $|\mu_m^*|$ is better. On the other hand, in terms of non-asymptotic conservative FDR control for an adaptive single-

step MTP, an estimator $\hat{\pi}_{1,m}$ of $\pi_{1,m}$ is preferred to under-estimate $\pi_{1,m}$, i.e., it is preferred that $1 - \hat{\pi}_{1,m}$ over-estimates $\pi_{0,m}$. This fact can be found, e.g., in Section 3.2 of [Blanchard and Roquain \(2009\)](#). Therefore, among two estimators of $\pi_{1,m}$ for a fixed m , the one that has smaller σ_m^* and larger, non-positive μ_m^* will be considered better for non-asymptotic conservative FDR control.

In the remainder of this section, [Section 4.1](#) contains a simulation study for the setting of a point null, [Section 4.2](#) a simulation study for the settings of bounded and one-sided nulls, and [Section 4.3](#) a simulation study on the robustness of the proposed proportion estimators for each of the three types of nulls.

4.1 Simulations for the case of a point null

For the setting of a point null, we will examine the performances of the estimator $\hat{\varphi}_m(t_{\gamma,m}, \mathbf{z})$ (denoted by $\hat{\pi}_J$) with $t_{\gamma,m} = \sqrt{2\sigma_{(m)}^{-1}\gamma \ln m}$ and $\sigma_{(m)} \equiv 1$ and the adaptive single-step MTP given in [Section 2.3](#). Set $\mathbf{z} \sim \mathcal{N}_m(\boldsymbol{\mu}, \boldsymbol{\Sigma})$ where $\boldsymbol{\Sigma}$ is a correlation matrix $\mathbf{R} = (\rho_{ij})$. We consider 10 values for m as 10^3 , 2×10^3 , 4×10^3 , 6×10^3 , 8×10^3 , 10^4 , 2×10^4 , 4×10^4 , 8×10^4 and 10^5 . Recall m_0 as the number of zero μ_i 's and $\pi_{1,m} = 1 - m_0 m^{-1}$ as the proportion of nonzero μ_i 's. Following the classification of sparsity by [Jin \(2008\)](#), we consider 4 sparsity levels for $\pi_{1,m}$, i.e., the dense regime $\pi_{1,m} = 0.05$, moderately sparse regime $\pi_{1,m} = m^{-0.2}$, critically sparse regime $\pi_{1,m} = m^{-0.5}$ and very sparse regime $\pi_{1,m} = m^{-0.7}$. The nonzero μ_i 's are generated independently such that their absolute values $|\mu_i|$ are from the uniform distribution on the compact interval $[0.5, 3.5]$ but each μ_i has probability 0.5 to be negative or positive.

There are 3 types of dependence, given below:

- “Autoregressive”: $\rho_{ij} = \rho^{|i-j|} 1_{\{i \neq j\}}$ with $\rho = 0.7$, i.e., \mathbf{z} inherits the autocorrelation structure of an autoregressive model of order 1, such that $m^{-2} \|\mathbf{R}\|_1 = \frac{1+\rho}{1-\rho} m^{-1} + O(m^{-2})$ for $\rho \in (0, 1)$.
- “Long Range”: $\rho_{ij} = \rho = 0.7$ for $i = 1$ and $j = m - \lfloor \sqrt{m} \rfloor + 1, \dots, m$ and $\rho_{ij} = 0$ for all other distinct pairs (i, j) . Namely, z_1 is equally correlated with each z_j for $j = m - \lfloor \sqrt{m} \rfloor + 1, \dots, m$, inducing long range dependence, and $m^{-2} \|\mathbf{R}\|_1 = m^{-1} + O(m^{-3/2})$.
- “Moving Average”: \mathbf{R} is a banded matrix of bandwidth $\kappa = \lfloor 0.5\sqrt{m} \rfloor$, such that $\rho_{ij} = \sum_{l=1}^{\kappa-|i-j|} \kappa_l \kappa_{|i-j|+l}$ with $\kappa_i = \kappa^{-1/2}$ when $0 < |i-j| < \kappa$. Namely, \mathbf{z} inherits the autocorrelation structure of a moving average model of order κ . The smallest off-diagonal nonzero entry of \mathbf{R} is κ^{-1} , and $m^{-2} \|\mathbf{R}\|_1 = \frac{7}{24} m^{-1/2} + O(m^{-1})$.

For the simulation design stated above, the Moving Average and Autoregressive dependencies are respectively short range and strongly mixing, whereas the Long Range dependence is neither strongly mixing nor short range. However, all three types of dependence satisfy PCS and in the settings here are weak dependence (with $\beta = \delta$ in [\(2.4\)](#) and [\(2.3\)](#)) induced by PCS and

bounded maximal variance, and none of them has been considered in the simulation studies of [Meinshausen and Rice \(2006\)](#), [Jin and Cai \(2007\)](#) or [Jin \(2008\)](#). Further, neither of the critically sparse and very sparse regimes was considered by [Jin and Cai \(2007\)](#) or [Jin \(2008\)](#). Recall that \tilde{u}_m is the minimum of the absolute values of the nonzero Normal means, and that the condition $\lim_{m \rightarrow \infty} \tilde{u}_m \sqrt{2\gamma \ln m} = \infty$ is sufficient to ensure the consistency of $\hat{\pi}_J$. Here $\tilde{u}_m = 0.5$. So, the condition is satisfied.

There are a total of 120 different experiments determined by the triple $(m, \pi_{1,m}, \Sigma)$, and the simulation is implemented by independently repeating 500 times each experiment.

4.1.1 Accuracy and stability of two proportion estimators

First, we discuss how Jin’s estimator $\hat{\pi}_J$ with thresholding sequence $t_{\gamma,m} = \sqrt{2\gamma \ln m}$ behaves as γ changes. [Figure 1](#) shows the effects of the tuning parameter γ on $\hat{\pi}_J$ when $m = 10^5$ and γ ranges from 0.01 to 0.5 with stepsize 0.01. Two observations can be made: (1) When $\hat{\pi}_J$ is not applied to the very sparse regime or Moving Average dependence and γ changes within the theoretical range $(0, 2^{-1}\beta)$ where β is the index of weak dependence, $\hat{\pi}_J$ usually under-estimates $\pi_{1,m}$, the variance of the excess $\tilde{\delta}_m$ usually has a smaller magnitude than its bias, and $\hat{\pi}_J$ becomes more accurate as γ increases. (2) In the critically sparse and very sparse regimes, if γ is much larger than $2^{-1}\beta$, $\hat{\pi}_J$ can over-estimate $\pi_{1,m}$, and the larger γ is, the more it over-estimates $\pi_{1,m}$. However, for some γ in $(0, 2^{-1}\beta)$, $\hat{\pi}_J$ may still accurately estimate $\pi_{1,m}$ in the very sparse regime if it is not applied to Moving Average dependence. This is likely due to the fact that the bounds on $|e_m(t)|$ obtained through $\|\Sigma\|_1$ are not necessarily tight when Σ is not diagonal.

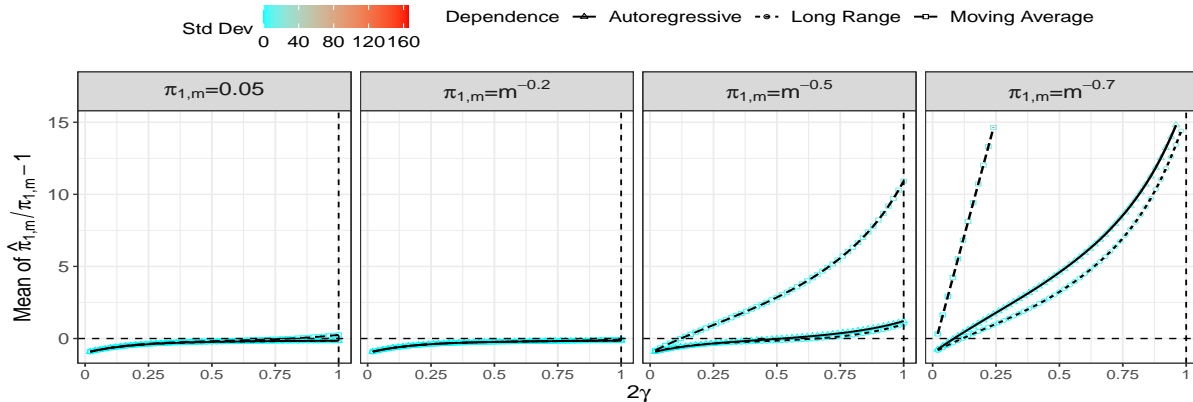


Figure 1: Mean and standard deviation (“Std Dev” in the color legend) of the excess $\tilde{\delta}_m = \hat{\pi}_{1,m} \pi_{1,m}^{-1} - 1$ of Jin’s estimator $\hat{\pi}_J$ of [Jin \(2008\)](#) with thresholding sequence $t_{\gamma,m} = \sqrt{2\gamma \ln m}$ for $m = 10^5$ as 2γ changes. The curve for “Moving Average” dependence and $\pi_{1,m} = m^{-0.7}$ has been truncated at 15 for the mean of $\tilde{\delta}_m$ to accommodate the scales of other subfigures since for this curve the mean of $\tilde{\delta}_m$ displays a monotone increasing relationship with 2γ and reaches around 112 with its variance around 165 when $2\gamma = 1$.

Second, we discuss the performances of $\hat{\pi}_J$ and $\hat{\pi}_{MR}$. Specifically, $\hat{\pi}_J$ is implemented with $\gamma = 0.24$ for Moving Average dependence with PCS index $\beta = 0.5$ and with $\gamma = 0.49$ for Autoregressive and Long Range dependencies with PCS index $\beta = 1$. Figure 2 shows the results. Note that the independence case has been considered by Jin (2008) and Meinshausen and Rice (2006). For Autoregressive and Long Range dependencies and all 4 sparsity regimes, $\hat{\pi}_J$ is accurate and is more accurate than $\hat{\pi}_{MR}$. In contrast, for Moving Average dependence, $\hat{\pi}_{MR}$ is more accurate than $\hat{\pi}_J$ in the dense and moderately sparse regimes, and is less accurate than $\hat{\pi}_J$ in the critically sparse and very sparse regimes. In the critically sparse and very sparse regimes, both $\hat{\pi}_J$ and $\hat{\pi}_{MR}$ can be unstable and over-estimate $\pi_{1,m}$ when m is large and β is small. Further, $\hat{\pi}_{MR}$ may over-estimate $\pi_{1,m}$ in the dense regime when m is small.

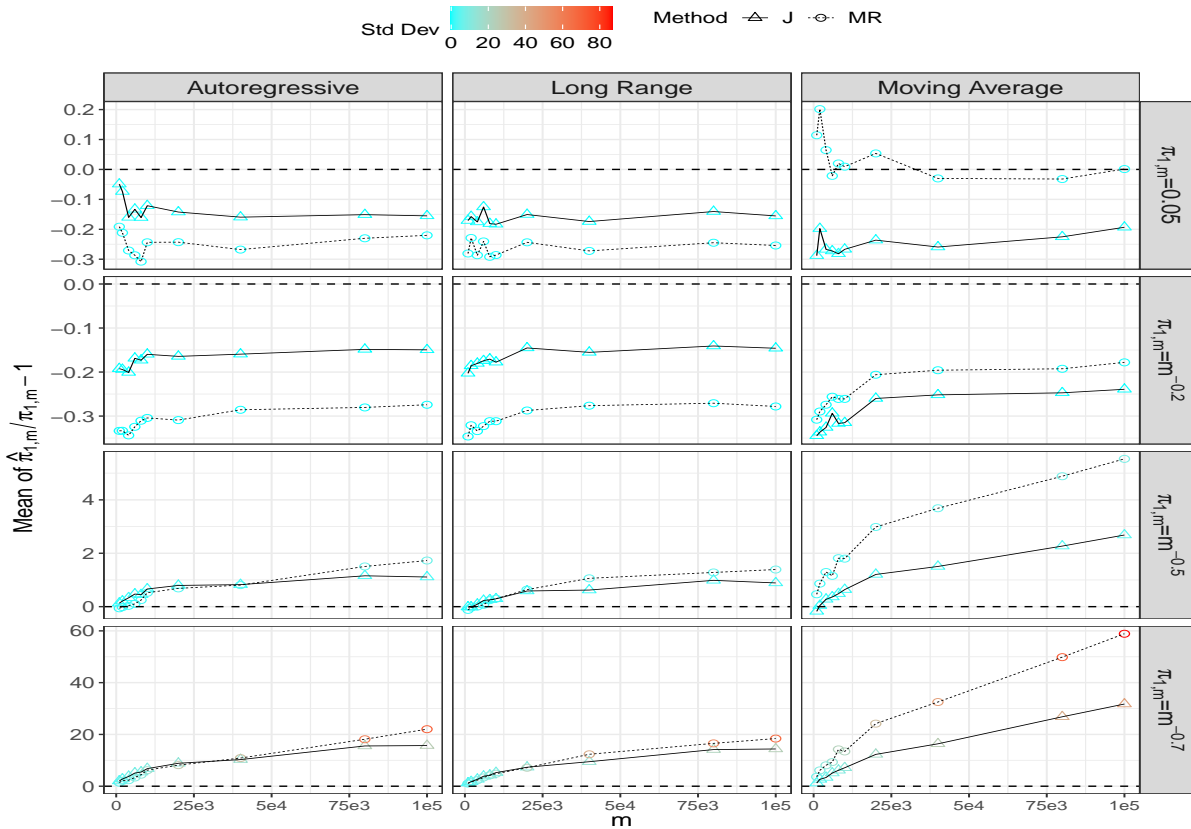


Figure 2: Mean and standard deviation (“Std Dev” in the color legend) of the excess $\hat{\delta}_m = \hat{\pi}_{1,m} \pi_{1,m}^{-1} - 1$ of Jin’s estimator (“J”) of Jin (2008) and the estimator (“MR”) in Meinshausen and Rice (2006) when m ranges from 10^3 to 10^5 .

4.1.2 Accuracy of FDR estimation for adaptive multiple testing

We discuss the accuracy of FDR estimation (based on Theorem 2.2) for the adaptive single-step MTP introduced in Section 2.3 that employs the estimator $\hat{\pi}_J$ for multiple testing the

point null $\Theta_0 = \{0\}$. **Figure 3** records the FDR of the adaptive MTP as m increases, where $\hat{\pi}_J$ is implemented with $\gamma = 0.24$ since the smallest PCS index is $\beta = 0.5$ for the 3 types of dependence. The mean of the FDP, i.e., the FDR, of the procedure is always upper bounded by the nominal FDR level $\alpha = 0.05$. It shows a strong trend of convergence to 0.05 as m increases in the dense and moderately sparse regimes for all 3 types of dependence, and it is smaller than α in the critically sparse and very sparse regimes for all 3 types of dependence even though the estimator $\hat{\pi}_J$ is not theoretically proven to be consistent in these two sparsity regimes. This provides evidence that asymptotic FDR control under weak dependence (that is induced by PCS) may be robust to the accuracy of proportion estimation. However, in the critically sparse and very sparse regimes, the FDP of the procedure is more variable, likely due to the increased variability of the employed estimator $\hat{\pi}_J$.

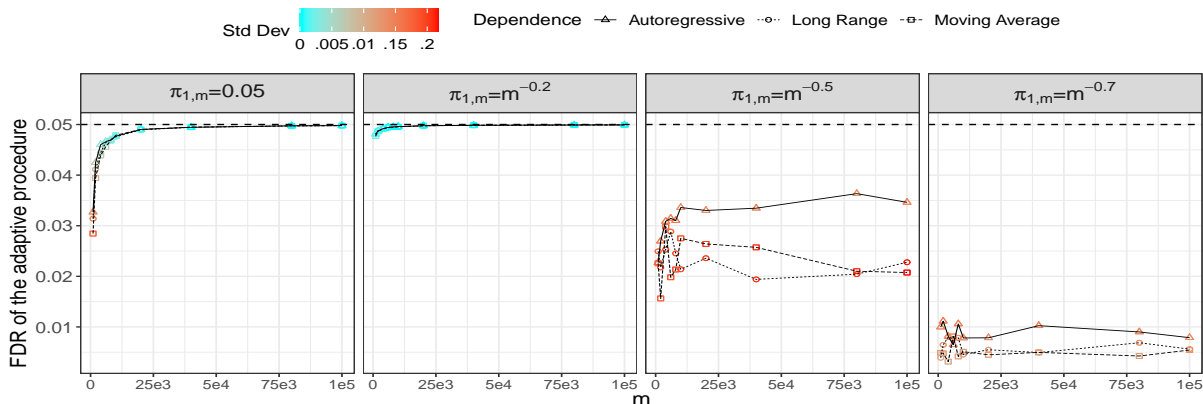


Figure 3: The mean, i.e., FDR, and standard deviation of the FDP (“Std Dev” in the color legend) of the adaptive single-step MTP that employs the proportion estimator $\hat{\pi}_J$ of [Jin \(2008\)](#) as m ranges from 10^3 to 10^5 . Note that the horizontal line marks the nominal FDR level $\alpha = 0.05$.

4.2 Simulations for the cases of one-sided and bounded nulls

We will check the performances of the proposed estimators, denoted now by “NEW”, by also comparing them with the “MR” estimator $\hat{\pi}_{MR}$ for the settings of one-sided and point nulls. For the one-sided null $\Theta_0 = (-\infty, 0)$, when X_0 is an observation from a random variable X with CDF F_μ , $\mu \in U$, its one-sided p-value is computed as $1 - F_0(X_0)$.

We will simulate $\mathbf{z} \sim \mathcal{N}_m(\boldsymbol{\mu}, \boldsymbol{\Sigma})$ with $\boldsymbol{\Sigma}$ being a correlation matrix, where $\boldsymbol{\Sigma}$ represents a dependence structure given in [Section 4.1](#). We consider 6 values for $m = 10^3, 5 \times 10^3, 10^4, 5 \times 10^4, 10^5$ or 5×10^5 , and 2 sparsity levels $\pi_{1,m} = 0.2$ (indicating the dense regime) or $(\ln \ln m)^{-1}$ (indicating the moderately sparse regime), where we recall $\pi_{1,m} = m_1 m^{-1}$ and $m_0 + m_1 = m$. The speed of the proposed estimators $\hat{\varphi}_m(t_m, \mathbf{z})$ is set to be $t_m = \sqrt{0.45 \ln m}$ since the minimal of the weak dependence index δ for the 3 dependence structures is 0.5, and $u_m = \tilde{u}_m = (\ln \ln m)^{-1}$,

where u_m and \tilde{u}_m are respectively defined by [Theorem 3.4](#) and [Theorem 3.5](#). This ensures $t_m^{-1} (1 + \max \{u_m^{-1}, \tilde{u}_m^{-1}\}) = o(\pi_{1,m})$ and the consistency of the proposed proportion estimators.

For $a < b$, let $U(a, b)$ be the uniform random variable or the uniform distribution on the closed interval $[a, b]$. For the bounded null $\Theta_0 = (a, b)$ or one-sided null $\Theta_0 = (-\infty, 0)$, the μ_i 's are generated as follows:

- Scenario 1 “estimating $\pi_{1,m}$ for a bounded null”: set $a = -1$ and $b = 2$; generate m_0 μ_i 's independently from $U(a + u_m, b - u_m)$, m_{11} μ_i 's independently from $U(b + u_m, b + 6)$, and m_{11} μ_i 's independently from $U(a - 4, a - u_m)$, where $m_{11} = \max \{1, [0.5m_1] - [m / \ln \ln m]\}$; set half of the remaining $m - m_0 - 2m_{11}$ μ_i 's to be a , and the rest to be b .
- Scenario 2 “estimating $\pi_{1,m}$ for a one-sided null”: set $b = 0$; generate m_0 μ_i 's independently from $U(-4, b - u_m)$, and $[0.9m_1]$ μ_i 's independently from $U(b + u_m, b + 6)$; set the rest μ_i 's to be b .

Scenario 1 and Scenario 2 are practical settings used in the simulations of [Chen \(2019a\)](#). There are a total of 72 experiments, and each experiment is independently repeated 250 times. [Figure 4](#) visualizes the performances of the proposed estimators and the MR estimator. For the point and one-sided nulls respectively, the proposed estimators display strong trends towards consistency, are stable and are more accurate than the MR estimator, while for the bounded null, the proposed estimator displays a strong trend of convergence and is stable and reasonably accurate. Note that the MR estimator is often 0 for the case of the one-sided null, failing to detect the existence of alternative hypothesis. For one-side null, our proposed estimator performs better than both the HD and MR estimators, and the HD estimator does better than the MR estimator.

4.3 Simulations for Student's t random variables

We will consider all 3 types of nulls in this subsection. Specifically, we will take the same set of values for m and $\pi_{1,m}$ and the same settings for $\Sigma = (\sigma_{ij})$ as given by [Section 4.2](#), together with one additional setting where Σ is the identity matrix for “Independent” $\{z_i\}_{i=1}^m$. As for the μ_i 's, they are generated the same way for the point null as in [Section 4.1](#) but the same way for the bounded and one-sided nulls as in [Section 4.2](#). The Student's t random variables are generated as follows: set $n = 50$ and independently generate n $\mathbf{z}_j \sim \mathcal{N}_m(\boldsymbol{\mu}, \Sigma)$. For each j let $\mathbf{z}_j = (z_{j1}, \dots, z_{jm})^\top$, and for each i let $\xi_i = \bar{z}_i / (s_i / \sqrt{n})$, where $\bar{z}_i = n^{-1} \sum_{j=1}^n z_{ji}$ and $s_i = (n - 1)^{-1} \sum_{j=1}^n (z_{ji} - \bar{z}_i)^2$. So, each ξ_i follows a Student's t distribution but will be approximately Normal (since $n = 50$). We refer to $\{\xi_i\}_{i=1}^m$ as “weakly dependent” since they are induced by weakly dependent Normal random variables. To assess the robustness of the proposed estimators, we apply them to $\{\xi_i\}_{i=1}^m$. The speeds of convergence of the proposed estimators are set to be $t_m = \sqrt{0.45 \ln m}$ since the minimal of the weak dependence index δ for the three

dependence structures encoded by Σ is 0.5. There are a total of 144 experiments, and each experiment is independently repeated 250 times. For the point and one-sided nulls respectively, the p-values to which the MR estimator is applied are computed using the central Student t distribution associated with the ξ_i 's (as usual for the point null but as given by [Section 4.2](#) for the one-sided null, respectively).

Let λ_i be the mean of ξ_i for each i . Since $\sigma_{ii} = 1$,

$$\xi_i = \frac{\bar{z}_i - \mu_i}{s_i/\sqrt{n}} + \frac{\mu_i}{s_i/\sqrt{n}},$$

and $(\bar{z}_i - \mu_i) / (s_i/\sqrt{n})$ has mean 0, we have

$$\lambda_i = \mu_i \sqrt{n(n-1)} \mathbb{E} \left\{ \chi_{n-1}^{2 \times (-1/2)} \right\} = \mu_i \sqrt{n(n-1)} \frac{\Gamma(2^{-1}n-1)}{\sqrt{2}\Gamma(2^{-1}n-2^{-1})}, \quad (4.1)$$

where χ_{n-1}^2 is the central Chi-squared random variable with $n-1$ degrees of freedom. So, for the point null $\Theta_0 = \{0\}$ and one-sided null $\Theta_0 = \{\mu : \mu < 0\}$ we must have

$$\pi_{1,m} = 1 - m^{-1} |\{i \in \{1, \dots, m\} : \lambda_i \in \Theta_0\}|,$$

i.e., the alternative proportion associated with $\{\mu_i\}_{i=1}^m$ for the generating Normal random vector $\mathbf{z} \sim \mathcal{N}_m(\boldsymbol{\mu}, \Sigma)$ is the same as that for the means $\{\lambda_i\}_{i=1}^m$ of the induced Student's t random variables $\{\xi_i\}_{i=1}^m$, and we are assessing the robustness of the proportion estimators against violations of distributional assumptions. In contrast, for the bounded null $\Theta_0 = \{\mu : \mu \in (a, b)\}$, the alternative proportion $\pi_{1,m}^{**}$ associated with the means $\{\lambda_i\}_{i=1}^m$ is

$$\pi_{1,m}^{**} = 1 - m^{-1} |\{i \in \{1, \dots, m\} : \lambda_i \in (a, b)\}|,$$

which in view of (4.1) is not equal to the alternative proportion $\pi_{1,m}$ associated with $\{\mu_i\}_{i=1}^m$. Specifically, when $n = 50$ and $(a, b) = (-1, 2)$, we have $\lambda_i \approx 7.181\mu_i$ and that $\pi_{1,m}^{**}$ is much larger than $\pi_{1,m}$ for each fixed m and is very close to 1. So, for the bounded null, we are assessing the robustness of the proposed estimators against violations of distributional assumptions and misspecified alternative proportions.

[Figure 5](#) visualizes the results for the settings of the point, one-sided and bounded nulls. The following can be observed: (i) for the point null, both the proposed estimator and MR estimator are accurate and stable, with the former being more accurate and more stable than the latter. (ii) for the one-sided null, the MR estimator is more accurate than the proposed estimator in the dense regime, whereas the opposite holds in the moderately sparse regime. Specifically, the new estimator seems to be very accurate in the moderately sparse regime, even though it may under-estimate the alternative proportion when m is very large. (iii) for the bounded null, as explained earlier, the actual alternative proportion $\pi_{1,m}^{**}$ is much larger than $\pi_{1,m}$ for each fixed

m and is very close to 1 in both the dense and moderately sparse regimes. In view of this, the proposed estimator is reasonably accurate in terms of estimating $\pi_{1,m}^{**}$ (rather than $\pi_{1,m}$) if we convert $\hat{\pi}_{1,m}\pi_{1,m}^{-1} - 1$ into $\hat{\pi}_{1,m}(\pi_{1,m}^{**})^{-1} - 1$ in [Figure 5](#). However, for the setting of a bounded null in the moderately sparse regime where $\pi_{1,m} = (\ln \ln m)^{-1}$, the proposed estimator does not show a strong trend towards consistency due to violations of assumptions and a misspecified alternative proportion. Note that the accuracy of the proportion estimators can be improved by using more refined Riemman sums as mentioned at the beginning of [Section 4](#).

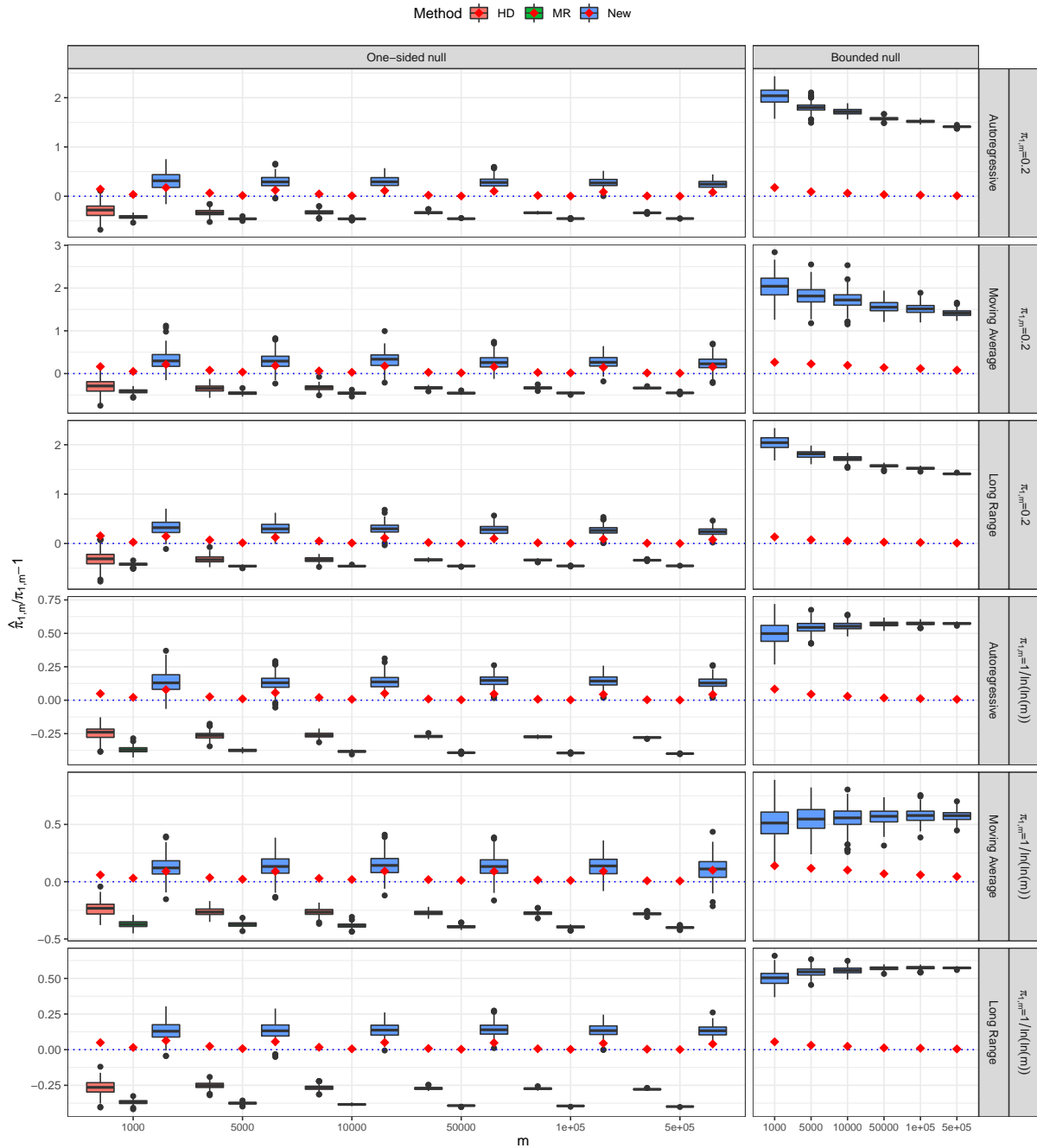


Figure 4: Boxplot of the excess $\tilde{\delta}_m = \hat{\pi}_{1,m}\pi_{1,m}^{-1} - 1$ (on the vertical axis) of an estimator $\hat{\pi}_{1,m}$ of $\pi_{1,m}$. The thick horizontal line and the diamond in each boxplot are respectively the mean and standard deviation of $\tilde{\delta}_m$, and the dotted horizontal line is the reference for $\tilde{\delta}_m = 0$. For for each m in each setting for the one-side null, there are three boxplots, where the leftmost is for the “HD” estimator, the middle for the “MR” estimator, and the rightmost for the proposed estimator “New”. No simulation was done for the “HD” or “MR” estimator for the bounded null.

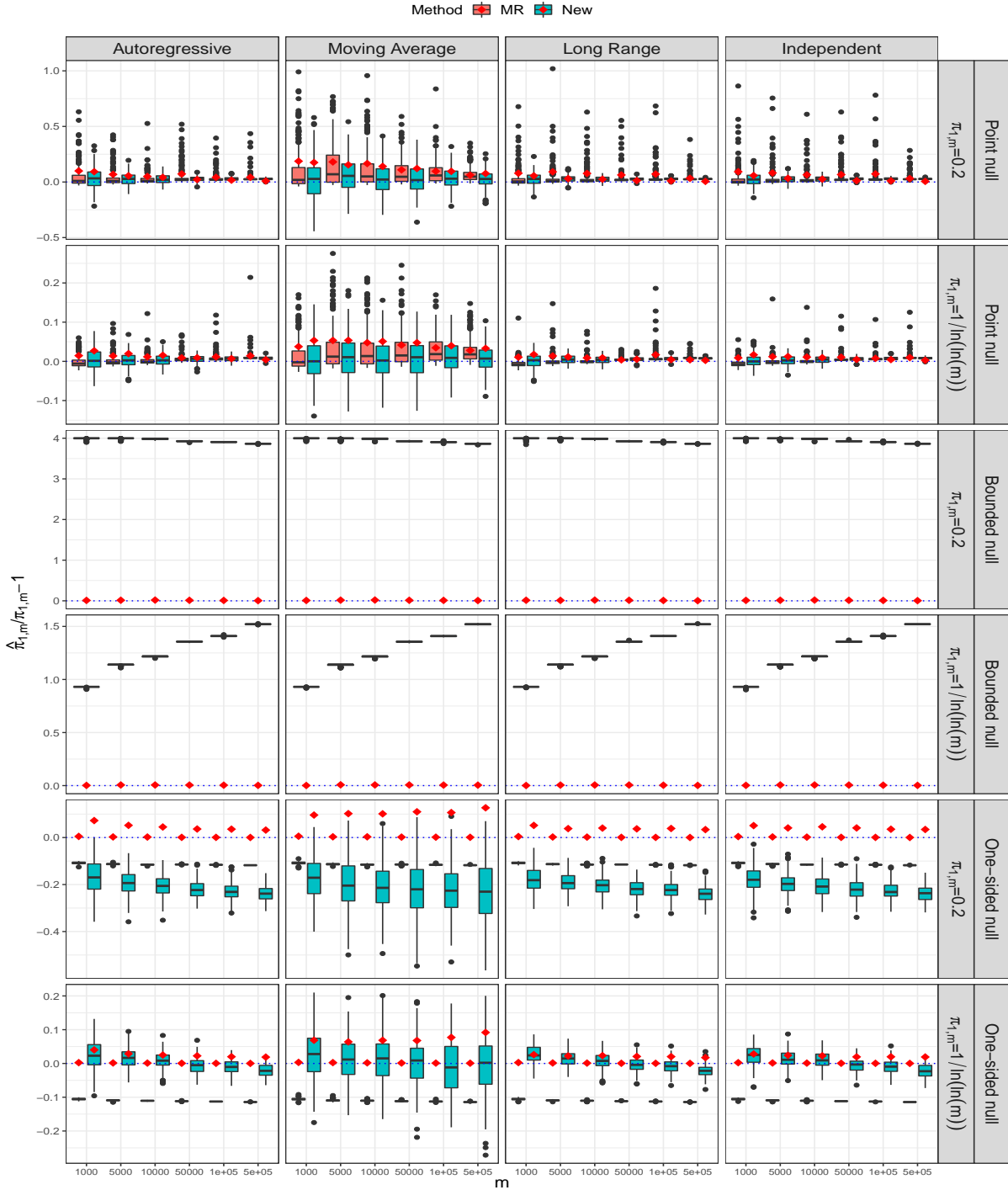


Figure 5: Boxplot of the excess $\tilde{\delta}_m = \hat{\pi}_{1,m}\pi_{1,m}^{-1} - 1$ (on the vertical axis) of an estimator $\hat{\pi}_{1,m}$ of $\pi_{1,m}$. The thick horizontal line and the diamond in each boxplot are respectively the mean and standard deviation of $\tilde{\delta}_m$, and the dotted horizontal line is the reference for $\tilde{\delta}_m = 0$. For each pair of boxplots for each m for the point null and one-sided null respectively, the right one is for the proposed estimator “New” and the left one the “MR” estimator. No simulation on the “MR” estimator was done for the bounded null.

5 Discussion

Due to issues related to defining and computing a p-value and the difficulty in estimating the expectation of the average number of false rejections when testing a composite null, we were not able to construct an adaptive single-step MTP for testing composite nulls in general whose FDP satisfies the weak law of large numbers and hence consistently estimates its FDR under weak dependence or PCS. Even though multiple testing composite nulls is more relevant in practice than multiple testing a point null, theoretical progresses in FDR control and estimation under dependence for adaptive MTPs for the former seems to be insufficient. We hope our assertions on adaptive single-step MTPs under a PCS and consistency results on the proportion estimators under weak dependence can be useful for further developments in adaptive multiple testing composite nulls and under dependence.

For the proportion estimators that have been discussed here, we have focused on their speeds of convergence at the maximal order $\sqrt{\ln m}$ and their uniform consistency at these speeds. In practice, this allows these estimators to achieve faster convergence to the proportion of false nulls than using a slower speed of convergence. However, when these estimators employ slower speeds of convergence, they will be able to consistently estimate sparser proportions of false nulls than when they use faster speeds of convergence. This principle applies to all proportion estimators of Jin and Cai (2007), Jin (2008), Chen (2019b) and Chen (2019a). On the other hand, these proportion estimators can be used to estimate the sparsity level of the vector of regression parameters in high-dimensional sparse linear models with weakly dependent Gaussian errors, similar to the setting discussed by Chen (2019a) for such models with independent Gaussian random errors.

A Proofs

We provide the proofs of Corollary 2.1, Theorem 2.2, Theorem 3.2, Theorem 3.3, Theorem 3.4 and Theorem 3.5.

A.1 Proof of Corollary 2.1

First, consider the case $\Theta_0 = \{0\}$. Since $\text{cov}(1_{\{p_i \leq \tau\}}, 1_{\{p_j \leq \tau\}})$ for two right-tailed p-values p_i and p_j is the same as that for two left-tailed p-values p_i and p_j , the inequality (2.5), i.e.,

$$\left| \text{cov}(1_{\{p_i \leq \tau\}}, 1_{\{p_j \leq \tau\}}) \right| \leq C |\rho_{ij}| \text{ for all } i \neq j$$

holds for left-tailed p-values $\{p_i\}_{i=1}^m$ that are associated with $\{z_i\}_{i=1}^m$.

Second, consider the case where Θ_0 is not a singleton and

$$p_i = \sup_{\mu \in \Theta_0} F_\mu(z_i) \text{ where } F_\mu \text{ is the CDF of } X \sim \mathcal{N}_1(\mu, \sigma_{ii})$$

for each i . Then, for each p-value $p_i = \sup_{\mu \in \Theta_0} F_\mu(z_i)$, we can pick a sequence $\mu_{i,l} \in \Theta_0$ and set $p_{i,l} = F_{\mu_{i,l}}(z_i)$ such that $p_i = \lim_{l \rightarrow \infty} p_{i,l}$. However, we see from the proof of [Theorem 2.1](#) by [Chen and Doerge \(2020\)](#) that, for each pair (z_i, z_j) with $i \neq j$, (2.5) also holds uniformly in $(\mu_i, \mu_j) \in \mathbb{R}^2$ and $(\sigma_{ii}, \sigma_{jj}) \in \mathbb{R}^2$. Therefore,

$$\left| \text{cov}(1_{\{p_{i,l} \leq \tau\}}, 1_{\{p_{j,l} \leq \tau\}}) \right| \leq C |\rho_{ij}| \text{ for all } i \neq j,$$

and applying the dominated convergence theorem (DCT), we obtain

$$\text{cov}(1_{\{p_i \leq \tau\}}, 1_{\{p_j \leq \tau\}}) = \lim_{l \rightarrow \infty} \text{cov}(1_{\{p_{i,l} \leq \tau\}}, 1_{\{p_{j,l} \leq \tau\}}),$$

and (2.5) holds for these p-values.

Third, the proof of [Theorem 2.1](#) reveals the following: when (2.5) and (2.6) hold, the condition $\liminf_{m \rightarrow \infty} m^{-1} R_m(t) > 0$ implies (2.7), i.e., $\lim_{m \rightarrow \infty} |\text{FDP}_m(\tau) - \mathbb{E}[\text{FDP}_m(\tau)]| = 0$ almost surely, regardless of whether Θ_0 is singleton or not. However, if $\liminf_{m \rightarrow \infty} \pi_{0,m} > 0$ and $\lim_{m \rightarrow \infty} \min_{i \in I_{0,m}} \mathbb{P}(p_i \leq \tau) > 0$, then

$$\begin{aligned} \liminf_{m \rightarrow \infty} \frac{R_m(\tau)}{m} &\geq \liminf_{m \rightarrow \infty} \frac{m_0}{m} \frac{V_m(\tau)}{m_0} \geq \liminf_{m \rightarrow \infty} \pi_{0,m} \liminf_{m \rightarrow \infty} \frac{V_m(\tau)}{m_0} \\ &\geq C \frac{m_0 \lim_{m \rightarrow \infty} \min_{i \in I_{0,m}} \mathbb{P}(p_i \leq \tau)}{2m_0} > 0 \end{aligned}$$

for some constant $C > 0$. This completes the proof.

A.2 Proof of [Theorem 2.2](#)

Firstly, $\alpha_m(\hat{\tau}) \leq \alpha$ almost surely by the definition of $\hat{\tau}$. Let $r_m = \min_{1 \leq k \leq m} k^{-1} R_k(\hat{\tau})$. Then $\mathbb{P}(r_m > 0) \rightarrow 1$. Since the processes $m_0^{-1} V_m(t)$ and $m^{-1} R_m(t)$ and the FDP process are all nonnegative and uniformly upper bounded by 1 almost surely, we can assume $\mathbb{P}(r_m > 0) = 1$ without affecting any conclusion on convergence in probability to be presented next. Let \rightarrow denote ‘‘almost sure convergence’’ and \rightsquigarrow ‘‘convergence in probability’’. We will frequently use [Theorem 2.1](#) and [Corollary 2.1](#) but will not mention this every time. In the rest of the proof, m is sufficiently large and each limit is for when $m \rightarrow \infty$.

Let $c(t) = \mathbb{P}(p_{i_0} \leq \tau)$ for some $i_0 \in I_{0,m}$. Since $\{p_i\}_{i \in I_{0,m}}$ are identically distributed, then $m_0^{-1} V_m(t) \rightarrow c(t)$. When $m^{-1} \mathbb{E}[R_m(t)] \rightarrow Q(t)$ and $\pi_{1,m} \rightarrow \pi_1$, we can define $\pi_0 = 1 - \pi_1$,

$$A(t) = \frac{\pi_0 c(t)}{Q(t)} \quad \text{and} \quad \tau_1 = \sup \{t \in [0, 1] : A(t) \leq \alpha\}.$$

Recall

$$\hat{\tau} = \sup \left\{ t \in [0, 1] : \alpha_m(t) = \frac{(1 - \hat{\pi}_{1,m}) c(t)}{m^{-1} R_m(t)} \leq \alpha \right\}.$$

Then

$$\text{FDP}_m(\hat{\tau}) = \frac{m^{-1}V_m(\hat{\tau})}{m^{-1}R_m(\hat{\tau})} = \frac{(1 - \pi_{1,m})m_0^{-1}V_m(\hat{\tau})}{m^{-1}R_m(\hat{\tau})}$$

is the FDP of the adaptive procedure.

First, let us show $\hat{\tau} \rightsquigarrow \tau_1$. Since $\lim_{t \downarrow 0} A(t) \neq \alpha$, we have $\tau_1 > 0$. Further, $A(\tau_1 + \varepsilon) > \alpha$ must hold for any $\varepsilon > 0$ with $\tau_1 + \varepsilon \in [0, 1]$. Fix some small $\delta_1 > 0$, and pick any $\delta_2 \geq \delta_1$ such that $t' = \tau_1 + \delta_2 \in [0, 1]$. Set

$$\Delta_m = \sup_{t \in [0,1]} |m^{-1}R_m(t) - Q(t)| \quad \text{and} \quad \Gamma_m = \sup_{t \in [0,1]} |m_0^{-1}V_m(t) - c(t)|.$$

Since the almost sure limits $c(t)$ and $Q(t)$ are bounded and right continuous with left limits, by the same arguments in the proof of the Glivenko-Cantelli theorem (see, e.g., page 20 of [Loève \(1977\)](#)), we have $\Delta_m \rightarrow 0$ and $\Gamma_m \rightarrow 0$. However, $|\hat{\pi}_{1,m} - \pi_{1,m}| \rightsquigarrow 0$ and $\pi_{1,m} \rightarrow \pi_1$. So,

$$\begin{aligned} \inf_{\delta_2 \geq \delta_1} \frac{(1 - \hat{\pi}_{1,m})c(t')}{m^{-1}R_m(t')} &\geq \inf_{\delta_2 \geq \delta_1} \frac{(1 - \hat{\pi}_{1,m})c(t')}{Q(t') + \Delta_m} \\ &\geq \inf_{\delta_2 \geq \delta_1} \frac{\pi_0 c(t') - \varepsilon_0}{Q(t') + \Delta_m} > \alpha \end{aligned}$$

for some small $\varepsilon_0 > 0$. Thus, $\mathbb{P}(\hat{\tau} < \tau_1 + \delta_1) \rightarrow 1$ holds. On the other hand, the derivative $\frac{d}{dt}A(\tau_1)$ must be positive when it is defined, due to the definition of τ_1 . So, $A(\tau_1 - \delta_3) < A(\tau_1)$ when $\delta_3 > 0$ is small enough. Setting $t'' = \tau_1 - \delta_4$ by picking $0 < \delta_4 \leq \delta_3$ yields

$$\frac{(1 - \hat{\pi}_{1,m})c(t'')}{m^{-1}R_m(t'')} \leq \frac{(1 - \hat{\pi}_{1,m})c(t'')}{Q(t'') - \Delta_m} \leq \frac{\pi_0 c(t'') + \tilde{\varepsilon}_0}{Q(t'') - \Delta_m} < \alpha$$

for some small $\tilde{\varepsilon}_0 > 0$, again due to $\Delta_m \rightarrow 0$, $|\hat{\pi}_{1,m} - \pi_{1,m}| \rightsquigarrow 0$ and $\pi_{1,m} \rightarrow \pi_1$. Therefore, $\mathbb{P}(\hat{\tau} > \tau_1 - \delta_3) \rightarrow 1$, and $\hat{\tau} \rightsquigarrow \tau_1$ holds.

Second, let us show $|\alpha_m(\hat{\tau}) - A(\tau_1)| \rightsquigarrow 0$. Clearly,

$$\begin{aligned} |m_0^{-1}V_m(\hat{\tau}) - c(\tau_1)| &\leq |m_0^{-1}V_m(\hat{\tau}) - c(\hat{\tau})| + |c(\hat{\tau}) - c(\tau_1)| \\ &\leq \Gamma_m + |c(\hat{\tau}) - c(\tau_1)| \rightsquigarrow 0, \end{aligned} \tag{A.1}$$

and

$$|m^{-1}R_m(\hat{\tau}) - Q(\tau_1)| \leq \Delta_m + |Q(\hat{\tau}) - Q(\tau_1)| \rightsquigarrow 0, \tag{A.2}$$

where the second term on the right-hand side (RHS) of each of (A.1) and (A.2) $\rightsquigarrow 0$ due to $\hat{\tau} \rightsquigarrow \tau_1$ and the continuous mapping theorem (CMT). On the other hand, $\hat{\pi}_{1,m} \rightsquigarrow \pi_{1,m}$, $\pi_{1,m} \rightarrow \pi_1$ and $\mathbb{P}(r_m > 0) \rightarrow 1$, which together with (A.1), (A.2) and the CMT imply

$$\alpha_m(\hat{\tau}) \rightsquigarrow A(\tau_1) \quad \text{and} \quad \text{FDP}_m(\hat{\tau}) \rightsquigarrow A(\tau_1).$$

Thus, by the DCT, we must have $|\text{FDP}_m(\hat{\tau}) - \mathbb{E}[\text{FDP}_m(\hat{\tau})]| \rightarrow 0$ and $|\alpha_m(\hat{\tau}) - \mathbb{E}[\alpha_m(\hat{\tau})]| \rightarrow 0$, which also implies

$$\text{FDP}_m(\hat{\tau}) \rightsquigarrow A(\tau_1) \quad \text{and} \quad \text{FDR}_m(\hat{\tau}) \rightarrow A(\tau_1).$$

This completes the proof.

A.3 Proof of Theorem 3.2

Recall $\sigma_{(m)} = \max_{1 \leq i \leq m} \sigma_{ii}$ and $\|\omega\|_\infty = \sup_{s \in [-1, 1]} |\omega(s)|$. Let $S_m(w) = m^{-1} \sum_{j=1}^m \cos(wz_j)$ and $d_m(w) = S_m(w) - \mathbb{E}[S_m(w)]$. Recall $e_m(t) = \hat{\varphi}_m(t, \mathbf{z}) - \varphi_m(t, \boldsymbol{\mu})$. In order to bound the oscillations of $|e_m(t)|$, we will bound the variance $\mathbb{V}[d_m(ts)]$ for $s \in [-1, 1]$. Clearly, $\mathbb{V}[d_m(t)] = I_1 + I_2$, where $I_1 = m^{-2} \sum_{i=1}^m \mathbb{V}[\cos(tsz_i)]$, $I_2 = 2m^{-2} \sum_{1 \leq i < j \leq m} c_{ij}$ and $c_{ij} = \text{cov}[\cos(tsz_i), \cos(tsz_j)]$ for $i \neq j$. Since $|\cos(tsz_i)|$ is upper bounded by 1 uniformly in t, s and z_i , we see

$$I_1 = m^{-2} \sum_{i=1}^m \mathbb{V}[\cos(tsz_i)] \leq m^{-1}. \quad (\text{A.3})$$

So, it is left to bound I_2 . We divide the proof into two parts: ‘‘Part I’’ to upper bound $|c_{ij}|$ for $i \neq j$; ‘‘Part II’’ to upper bound the variance of $e_m(t)$.

Part I. Let $x_i = \exp(\sqrt{-1}tsz_i)$ for $1 \leq i \leq m$. Since $z_i + z_j$ is Normally distributed with mean $\mu_i + \mu_j$ and variance $a_{ij} = \sigma_{ii} + \sigma_{jj} + 2\sigma_{ij}$ for $i \neq j$, we have

$$\mathbb{E}[x_i x_j] = \exp(\sqrt{-1}ts(u_i + u_j)) \exp(-2^{-1}t^2 s^2 a_{ij}).$$

Therefore, $\text{cov}[x_i, x_j] = \exp(\sqrt{-1}ts(u_i + u_j)) g_{ij}$ with

$$g_{ij} = \exp(-2^{-1}t^2 s^2 (\sigma_{ii} + \sigma_{jj})) (\exp(-t^2 s^2 \sigma_{ij}) - 1). \quad (\text{A.4})$$

Similarly, since $z_i - z_j$ is Normally distributed with mean $\mu_i - \mu_j$ and variance $b_{ij} = \sigma_{ii} + \sigma_{jj} - 2\sigma_{ij}$ for $i \neq j$, we have $\text{cov}[x_i, \bar{x}_j] = \exp(\sqrt{-1}ts(u_i - u_j)) h_{ij}$, where \bar{x}_j is the complex conjugate of x_j and

$$h_{ij} = \exp(-2^{-1}t^2 s^2 (\sigma_{ii} + \sigma_{jj})) (\exp(t^2 s^2 \sigma_{ij}) - 1). \quad (\text{A.5})$$

Therefore,

$$\begin{aligned} c_{ij} &= \text{cov}[\cos(tsz_i), \cos(tsz_j)] = 2^{-1} [\Re(\text{cov}[x_i, x_j]) + \Re(\text{cov}[x_i, \bar{x}_j])] \\ &= 2^{-1} \{g_{ij} \cos(ts(u_i + u_j)) + h_{ij} \cos(ts(u_i - u_j))\}, \end{aligned} \quad (\text{A.6})$$

where $\Re(\cdot)$ denotes the real part.

Since

$$|\exp(\pm t^2 s^2 \sigma_{ij}) - 1| = t^2 s^2 |\sigma_{ij}| \exp(t^2 s^2 \sigma'_{ij}) \leq t^2 s^2 |\sigma_{ij}| \exp(t^2 s^2 |\sigma_{ij}|) \quad (\text{A.7})$$

for some σ'_{ij} that lies strictly between 0 and $\pm\sigma_{ij}$, we see from (A.6), (A.4) and (A.5) that, for each fixed t and s ,

$$\begin{aligned} |c_{ij}| &\leq \max\{g_{ij}, h_{ij}\} \\ &\leq t^2 s^2 |\sigma_{ij}| \exp(-2^{-1} t^2 s^2 (\sigma_{ii} + \sigma_{jj})) \exp(t^2 s^2 |\sigma_{ij}|) \\ &= t^2 s^2 |\sigma_{ij}| \exp(-2^{-1} t^2 s^2 (\sigma_{ii} + \sigma_{jj} - 2|\sigma_{ij}|)). \end{aligned} \quad (\text{A.8})$$

By Hölder's inequality, $|\sigma_{ij}| \leq \sqrt{\sigma_{ii}\sigma_{jj}}$. So,

$$\sigma_{ii} + \sigma_{jj} - 2|\sigma_{ij}| \geq \sigma_{ii} + \sigma_{jj} - 2\sqrt{\sigma_{ii}\sigma_{jj}} = (\sqrt{\sigma_{ii}} - \sqrt{\sigma_{jj}})^2 \geq 0,$$

and (A.8) implies $|c_{ij}| \leq t^2 s^2 |\sigma_{ij}|$.

Part II. Therefore

$$|I_2| \leq 2m^{-2} \sum_{1 \leq i < j \leq m} |c_{ij}| \leq 2t^2 s^2 m^{-2} \sum_{1 \leq i < j \leq m} |\sigma_{ij}| \leq 2t^2 m^{-2} \|\Sigma\|_1$$

and

$$\mathbb{V}[d_m(ts)] \leq m^{-1} + 2t^2 m^{-2} \|\Sigma\|_1. \quad (\text{A.9})$$

We are ready to bound $e_m(t)$. Set $p_m(t) = m^{-1} + 2t^2 m^{-2} \|\Sigma\|_1$. By Markov's inequality,

$$\mathbb{P}(\{|d_m(ts)| > \varepsilon\}) \leq \frac{\mathbb{V}[d_m(ts)]}{\varepsilon^2} \leq \frac{p_m(t)}{\varepsilon^2}. \quad (\text{A.10})$$

Recall $d_m(w) = S_m(w) - \mathbb{E}[S_m(w)]$. Since $\mathbb{E}[\hat{\varphi}_m(t, \mathbf{z})] = \varphi_m(t, \boldsymbol{\mu})$ for all t and $\boldsymbol{\mu}$, we obtain

$$e_m(t) = m^{-1} \sum_{j=1}^m \int_{[-1,1]} \exp(2^{-1} t^2 s^2 \sigma_{jj}) (\cos(tsz_j) - \mathbb{E}[\cos(tsz_j)]) \omega(s) ds$$

and

$$|e_m(t)| \leq 2 \int_{[0,1]} \exp(2^{-1} t^2 s^2 \sigma_{(m)}) |\omega(s)| |d_m(ts)| ds. \quad (\text{A.11})$$

So, the RHS of (A.11) and inequality (A.10) imply

$$|e_m(t)| \leq 2\varepsilon \|\omega\|_\infty \exp(2^{-1} t^2 \sigma_{(m)}) \quad (\text{A.12})$$

with probability at least $1 - \varepsilon^{-2} p_m(t)$. On other hand, applying Hölder's inequality to the RHS

of (A.11) and noticing (A.12), we have

$$\mathbb{V}[\hat{\varphi}_m(t, \mathbf{z})] = \mathbb{E}\left[|e_m(t)|^2\right] \leq 4\|\omega\|_\infty^2 \exp(t^2\sigma_{(m)}) p_m(t). \quad (\text{A.13})$$

This proves the claims on the oscillations of $|e_m(t)|$.

Now we show the second claim. Let $t_{\gamma,m} = \sqrt{2\sigma_{(m)}^{-1}\gamma \ln m}$ and $A_m(\gamma) = (0, t_{\gamma,m}]$ and $B_m(\gamma) = [0, t_{\gamma,m}]$. Since $m^{-2}\|\Sigma\|_1 \leq Cm^{-\delta}$ for some constants $C, \delta > 0$ for all sufficiently large m and $\inf_{m \geq 1} \sigma_{(m)} > 0$, we see

$$\sup_{t \in B_m(\gamma)} p_m(t) = m^{-1} + \sup_{t \in B_m(\gamma)} t^2 m^{-2} \|\Sigma\|_1 \leq C' m^{-\delta'}$$

for any $0 < \delta' < \min\{\delta, 1\}$ and some constant $C' > 0$. Pick two constants η, γ such that $0 < \gamma < \eta$ and $2\eta < \delta'$, and set $\varepsilon = m^{-\eta}$. Then (A.12) implies

$$\sup_{t \in A_m(\gamma)} |e_m(t)| \leq 2\varepsilon \|\omega\|_\infty \sup_{t \in A_m(\gamma)} \exp(2^{-1}t^2\sigma_{(m)}) \leq 2\|\omega\|_\infty m^{\gamma-\eta}. \quad (\text{A.14})$$

This completes the proof.

A.4 Proof of Theorem 3.3

The proof is similar to that for Theorem 5 in Jin (2008). Recall $I_{1,m} = \{1 \leq j \leq m : |\mu_j| > 0\}$ and the positive constants specified in Theorem 3.2, i.e., η, γ and δ' satisfy $0 < \gamma < \eta$ and $2\eta < \delta' < \min\{\delta, 1\}$. Let $t_{\gamma,m} = \sqrt{2\sigma_{(m)}^{-1}\gamma \ln m}$. Using the decomposition $\hat{\varphi}_m(t_{\gamma,m}, \mathbf{z}) - \pi_{1,m} = r_1 + r_2$, where $r_1 = \hat{\varphi}_m(t_{\gamma,m}, \mathbf{z}) - \varphi_m(t_{\gamma,m}, \boldsymbol{\mu})$ and $r_2 = \varphi_m(t_{\gamma,m}, \boldsymbol{\mu}) - \pi_{1,m}$, we proceed as follows.

First, we deal with r_1 . By Theorem 3.2, we have $|\hat{\varphi}_m(t_{\gamma,m}, \mathbf{z}) - \varphi_m(t_{\gamma,m}, \boldsymbol{\mu})| \leq 2\|\omega\|_\infty m^{-(\eta-\gamma)}$ with probability at least $1 - Cm^{-(\delta'-2\eta)}$. However, $\lim_{m \rightarrow \infty} \pi_{1,m} m^{\eta-\gamma} = \infty$ by assumption. So,

$$\left| \frac{r_1}{\pi_{1,m}} \right| = \left| \frac{\hat{\varphi}_m(t_{\gamma,m}, \mathbf{z}) - \varphi_m(t_{\gamma,m}, \boldsymbol{\mu})}{\pi_{1,m}} \right| \leq \frac{2\|\omega\|_\infty m^{-(\eta-\gamma)}}{\pi_{1,m}} \rightarrow 0$$

with probability tending to 1 as $m \rightarrow \infty$.

Now we deal with r_2 . Recall the cardinality of $I_{1,m}$ as m_1 and

$$\psi(t, \mu) = \int_{[-1,1]} \cos(t\mu s) \omega(s) ds.$$

Since $\lim_{m \rightarrow \infty} \tilde{u}_m \sqrt{2\gamma \ln m} = \infty$ by assumption, the definitions of φ_m and ψ imply

$$\begin{aligned} \left| \frac{r_2}{\pi_{1,m}} \right| &= \left| \frac{\varphi_m(t_{\gamma,m}, \boldsymbol{\mu})}{\pi_{1,m}} - 1 \right| = \frac{1}{m_1} \sum_{j \in I_{1,m}} |\psi(t, \mu_j)| \\ &\leq \sup_{\{t\mu: t\mu \geq \tilde{u}_m \sqrt{2\gamma \ln m}\}} |\psi(t, \mu)| \rightarrow 0 \end{aligned}$$

as $m \rightarrow \infty$, where we have applied the Riemann-Lebesgue lemma to $\psi(t, \mu)$. Therefore, as $m \rightarrow \infty$

$$\mathbb{P}\left(\left|\pi_{1,m}^{-1}\hat{\varphi}_m(t_{\gamma,m}, \mathbf{z}) - 1\right| \rightarrow 0\right) \rightarrow 1.$$

This completes the proof.

A.5 Two auxiliary lemmas

The following two lemmas, which were proved by [Chen \(2019a\)](#), are needed for the proofs that are to be given in later subsections. Specifically, the first is on the speed of convergence of Dirichlet integral, stated as

Lemma A.1. $\left|\int_0^t x^{-1} \sin x dx - 2^{-1}\pi\right| \leq 2\pi t^{-1}$ for $t \geq 2$.

and the second is on the speed of convergence of Riemann-Lebesgue lemma, stated as

Lemma A.2. Let $-\infty < a_1 < b_1 < \infty$. If $f : [a_1, b_1] \rightarrow \mathbb{R}$ is of bounded variation, then

$$\left|\int_{[a_1, b_1]} f(s) \cos(ts) ds\right| \leq 2(b_1 - a_1) (\|f\|_{\text{TV}} + \|f\|_{\infty}) |t|^{-1} \text{ for } t \neq 0,$$

where $\|f\|_{\text{TV}}$ is the total variation and $\|f\|_{\infty}$ the essential supremum of f on $[a_1, b_1]$.

A.6 Proof of [Theorem 3.4](#)

Let $\hat{S}_{1,m}(w, y) = m^{-1} \sum_{i=1}^m \cos\{w(z_i - y)\}$, $S_{1,m}(w, y) = \mathbb{E}\{\hat{S}_{1,m}(w, y)\}$ and $d_{1,m}(w, y) = \hat{S}_{1,m}(w, y) - S_{1,m}(w, y)$ for $y \in [a, b]$ and $w \in \mathbb{R}$. Let $x_i = \cos\{ts(z_i - y)\}$ and $c_{ij} = \text{cov}[x_i, x_j]$ for $i \neq j$. We need to bound $|c_{ij}|$. Set $\tilde{z}_i = z_i - y$. Then $(\tilde{z}_i, \tilde{z}_j)$, $i \neq j$ is bivariate Normal. Using almost identical arguments in Part I of the proof of [Theorem 3.2](#), we can obtain $|c_{ij}| \leq t^2 s^2 |\sigma_{ij}|$ for $i \neq j$. So,

$$\mathbb{V}\{d_{1,m}(ts, y)\} \leq m^{-1} + 2t^2 m^{-2} \|\Sigma\|_1. \quad (\text{A.15})$$

Set $p_m(t) = m^{-1} + 2t^2 m^{-2} \|\Sigma\|_1$. Let $\hat{\varphi}_{1,m}(t, \mathbf{z}) = m^{-1} \sum_{i=1}^m K_1(t, z_i)$, $\varphi_{1,m}(t, \boldsymbol{\mu}) = \mathbb{E}\{\hat{\varphi}_{1,m}(t, \mathbf{z})\}$ and $e_{1,m}(t) = \hat{\varphi}_{1,m}(t, \mathbf{z}) - \varphi_{1,m}(t, \boldsymbol{\mu})$. We have

$$e_{1,m}(t) = \frac{t}{2\pi} \int_a^b dy \int_{-1}^{-1} \exp(2^{-1}t^2 s^2 \sigma^2) d_{1,m}(ts, y) ds.$$

Applying Hölder's inequality and [\(A.15\)](#) to $e_{1,m}(t)$ gives

$$\begin{aligned} \mathbb{V}\{e_{1,m}(t)\} &\leq \frac{t^2}{4\pi^2} (b-a)^2 \int_0^1 2 \exp(t^2 s^2 \sigma^2) ds \int_0^1 2\mathbb{V}\{d_{1,m}(ts, y)\} ds \\ &\leq p_m(t) \frac{t^2 (b-a)^2 \exp(t^2 \sigma^2) - 1}{\pi^2 t^2 \sigma^2}. \end{aligned} \quad (\text{A.16})$$

Let $\hat{\varphi}_{0,m}(t, \mathbf{z}; u) = m^{-1} \sum_{i=1}^m K_{1,0}(t, z_i; u)$ for $u \in \mathbb{R}$ and $e_{0,m}(t; u) = \hat{\varphi}_{0,m}(t, \mathbf{z}; u) - \mathbb{E} \{\hat{\varphi}_{0,m}(t, \mathbf{z}; u)\}$. Then

$$e_{0,m}(t; u) = \int_{-1}^1 \exp(2^{-1}t^2s^2\sigma^2) d_{1,m}(ts, u) \omega(s) ds.$$

Using similar arguments in Part I and II of the proof of [Theorem 3.2](#), we can obtain

$$\mathbb{V} \{e_{0,m}(t; u)\} \leq 4 \|\omega\|_\infty^2 p_m(t) \frac{\exp(t^2\sigma^2) - 1}{t^2\sigma^2}. \quad (\text{A.17})$$

Recall $e_m(t) = \hat{\varphi}_m(t, \mathbf{z}) - \varphi_m(t, \boldsymbol{\mu})$. Inserting [\(A.16\)](#) and [\(A.17\)](#) into the inequality

$$\mathbb{V} \{e_m(t)\} \leq 2\mathbb{V} \{e_{1,m}(t)\} + 4\mathbb{V} \{2^{-1}e_{0,m}(t; a)\} + 4\mathbb{V} \{2^{-1}e_{0,m}(t; b)\}$$

gives

$$\mathbb{V} \{e_m(t)\} \leq 2p_m(t) \frac{\exp(t^2\sigma^2) - 1}{t^2\sigma^2} \left\{ \frac{t^2(b-a)^2}{\pi^2} + 4 \|\omega\|_\infty^2 \right\}. \quad (\text{A.18})$$

Now we show the consistency. Let $\varepsilon > 0$ be a fixed constant and $t_m = \sqrt{\gamma\sigma^{-2} \ln m}$ for some $\gamma > 0$. Then [\(A.18\)](#) implies

$$\begin{aligned} \Pr \left\{ \frac{|e_m(t)|}{\pi_{1,m}} > \varepsilon \right\} &\leq \frac{Cp_m(t) \exp(t^2\sigma^2)}{\varepsilon^2\pi_{1,m}^2} \\ &\leq \frac{Ct^2m^{-2} \|\boldsymbol{\Sigma}\|_1 \exp(t^2\sigma^2)}{\varepsilon^2\pi_{1,m}^2} = \frac{Cm^{-2} \|\boldsymbol{\Sigma}\|_1 m^\gamma \ln m}{\varepsilon^2\pi_{1,m}^2}. \end{aligned} \quad (\text{A.19})$$

So, the RHS of [\(A.19\)](#) converges to 0 as $m \rightarrow \infty$ when $m^{-2} \|\boldsymbol{\Sigma}\|_1 m^\gamma \ln m = o(\pi_{1,m}^2)$. Consider the decomposition

$$\hat{\varphi}_m(t_m, \mathbf{z}) = -e_{1,m}(t) - 2^{-1}e_{0,m}(t_m; a) - 2^{-1}e_{0,m}(t_m; b) + \tilde{r}_m = -e_m(t) + \tilde{r}_m,$$

where

$$\tilde{r}_m = 1 - \varphi_{1,m}(t_m, \boldsymbol{\mu}) + 2^{-1}\varphi_{0,m}(t_m, \boldsymbol{\mu}; a) + 2^{-1}\varphi_{0,m}(t_m, \boldsymbol{\mu}; b).$$

So, it is left to show $|\pi_{1,m}^{-1}\tilde{r}_m - 1| \rightarrow 0$. By [Lemma A.2](#), we have

$$|\psi_{1,0}(t, \boldsymbol{\mu}; \boldsymbol{\mu}')| \leq 4(\|\omega\|_{\text{TV}} + \|\omega\|_\infty) \left[\frac{1_{\{\boldsymbol{\mu}' \neq \boldsymbol{\mu}\}}(\boldsymbol{\mu}, \boldsymbol{\mu}')}{|t(\boldsymbol{\mu} - \boldsymbol{\mu}')|} + 1_{\{\boldsymbol{\mu}' = \boldsymbol{\mu}\}}(\boldsymbol{\mu}, \boldsymbol{\mu}') \right],$$

and

$$\max_{u \in \{a, b\}} \max_{\{j: \mu_j \neq u\}} |\psi_{1,0}(t_m, \boldsymbol{\mu}_j; u)| \leq \frac{1}{t_m} \max_{u \in \{a, b\}} \frac{4(\|\omega\|_{\text{TV}} + \|\omega\|_\infty)}{\min_{\{j: \mu_j \neq u\}} |\mu_j - u|} = \frac{C}{t_m u_m}, \quad (\text{A.20})$$

where $u_m = \min_{u \in \{a, b\}} \min_{\{j: \mu_j \neq u\}} |\mu_j - u|$. This, together with [Lemma A.1](#), implies

$$\begin{aligned} \left| \pi_{1,m}^{-1} \tilde{r}_m - 1 \right| &\leq \frac{6\pi}{t_m \pi_{1,m}} + \frac{1}{2\pi_{1,m} m} \sum_{u \in \{a, b\}} \sum_{\{j: \mu_j \neq u\}} |\psi_{1,0}(t_m, \mu_j; u)| \\ &\leq \frac{6\pi}{t_m \pi_{1,m}} + \frac{C}{t_m u_m \pi_{1,m}}. \end{aligned} \quad (\text{A.21})$$

Therefore, $t_m^{-1} (1 + u_m^{-1}) = o(\pi_{1,m})$ forces $\left| \pi_{1,m}^{-1} \tilde{r}_m - 1 \right| \rightarrow 0$, completing the proof.

A.7 Proof of [Theorem 3.5](#)

Before we present the arguments, we need the following

Lemma A.3. *Let (X, Y) be bivariate Normal with mean vector $\mu_{XY} = (\mu_X, \mu_Y)^\top$, correlation ρ_{XY} and respectively positive, standard deviations σ_X and σ_Y . If $|\rho_{XY}| < 1$, then there exists some constant $K_0 > 0$ such that*

$$|\text{cov}[\cos(tX), \cos(tY)]| \leq K_0^2 |\rho_{XY}| D(\rho_{XY})$$

and

$$|\text{cov}[X \cos(tX), Y \cos(tY)]| \leq K_0^2 |\rho_{XY}| (2\sigma_X + \sqrt{\pi} |\mu_X|) (2\sigma_Y + \sqrt{\pi} |\mu_Y|) D(\rho_{XY}),$$

where $D(\rho_{XY}) = \sum_{n=1}^{\infty} |\rho_{XY}|^{n-1} n^{-1/6}$.

The proof of [Lemma A.3](#) is given in [Section A.8](#). [Lemma A.3](#) reveals that, if each pair $(z_i, z_j), i \neq j$ is bivariate Normal and the means and variances of $\{z_i\}_{i=1}^m$ are uniformly bounded, then the l_1 -norms of the covariance matrices of $\{z_i\}_{i=1}^m$, $\{\cos(tz_i)\}_{i=1}^m$ and $\{z_i \cos(tz_i)\}_{i=1}^m$ have the same order.

Now we present the arguments. Set $\hat{\varphi}_{2,m}(t, \mathbf{z}) = m^{-1} \sum_{i=1}^m K_1(t, z_i)$ and $e_{2,m}(t) = \hat{\varphi}_{2,m}(t, \mathbf{z}) - \mathbb{E}\{\hat{\varphi}_{2,m}(t, \mathbf{z})\}$. First, we derive an upper bound for $\mathbb{V}\{e_{2,m}(t)\}$. Define $\tilde{S}_{2,m}(t, y) = m^{-1} \sum_{i=1}^m \sin(tyz_i)$, $S_{2,m}(t, y) = \mathbb{E}\{\tilde{S}_{2,m}(t, y)\}$ and $d_{2,m}(t, y) = \tilde{S}_{2,m}(t, y) - S_{2,m}(t, y)$ for $t \in \mathbb{R}$ and $y \in [0, 1]$. Then the arguments in Part I of the proof of [Theorem 3.2](#) imply

$$\mathbb{V}\{d_{2,m}(ts, y)\} \leq m^{-1} + 2t^2 m^{-2} \|\Sigma\|_1 \quad (\text{A.22})$$

for $s \in [-1, 1]$. Set $\tilde{S}_{3,m}(t, y) = m^{-1} \sum_{i=1}^m z_i \cos(tyz_i)$, $S_{3,m}(t, y) = \mathbb{E}\{\tilde{S}_{3,m}(t, y)\}$ and $d_{3,m}(t, y) = \tilde{S}_{3,m}(t, y) - S_{3,m}(t, y)$ for $t \in \mathbb{R}$ and $y \in [0, 1]$. Then, for $s \in [-1, 1]$ and $y \in [0, 1]$ [Lemma A.3](#) implies

$$\mathbb{V}\{d_{3,m}(ts, y)\} \leq \frac{\sigma^2}{m} + \frac{1}{m^2} \sum_{i=1}^m \mu_i^2 + \frac{1}{m^2} \sum_{1 \leq i < j \leq m} \text{cov}[z_i \cos(tsy z_i), z_j \cos(tsy z_j)]$$

$$\begin{aligned}
&\leq \frac{\sigma^2 + \mu_*}{m} + \frac{4K_0^2\sigma^2}{m^2(\sigma^2 - c_*)} (\sigma + |\mu_i|)(\sigma + |\mu_j|) \sum_{1 \leq i < j \leq m} |\sigma_{ij}| \\
&\leq m^{-1}(\sigma^2 + \mu_*) + \frac{4K_0^2\sigma^2(\sigma + \mu_*)^2}{(\sigma^2 - c_*)} m^{-2} \|\Sigma\|_1,
\end{aligned} \tag{A.23}$$

where $\mu_* = \max_{1 \leq i \leq m} |\mu_i|$ and $c_* = \sup_{m \geq 1} \max_{1 \leq i < j \leq m} |\sigma_{ij}|$.

Let $p_m(t) = m^{-1} + 2t^2 m^{-2} \|\Sigma\|_1$ and

$$p_{2,m} = m^{-1}(\sigma^2 + \mu_*) + 4K_0^2\sigma^2(\sigma + \mu_*)^2(\sigma^2 - c_*)^{-1} m^{-2} \|\Sigma\|_1.$$

Then for the inequality $\mathbb{V}\{e_{2,m}(t)\} \leq 2\tilde{I}_{1,m,0} + 2\tilde{I}_{1,m,1}$, where

$$\tilde{I}_{1,m,0} = \mathbb{E} \left(\left\{ \frac{1}{2\pi} \int_0^1 dy \int_{-1}^1 \exp(2^{-1}t^2y^2s^2\sigma^2) syt^2\sigma^2 d_{2,m}(ts, y) ds \right\}^2 \right)$$

and

$$\tilde{I}_{1,m,1} = \mathbb{E} \left(\left\{ \frac{1}{2\pi} \int_0^1 dy \int_{-1}^1 t \exp(2^{-1}t^2y^2s^2\sigma^2) d_{3,m}(ts, y) ds \right\}^2 \right),$$

we have

$$\begin{aligned}
\tilde{I}_{1,m,0} &\leq \frac{1}{2\pi^2} \left(\int_0^1 \exp(t^2s^2\sigma^2) t^4 \sigma^4 ds \right) \left(\int_{-1}^1 \mathbb{V}\{d_{2,m}(ts, y)\} ds \right) \\
&\leq \pi^{-2} p_m(t) t^2 \sigma^2 \{ \exp(t^2\sigma^2) - 1 \}
\end{aligned}$$

based on (A.22), and

$$\begin{aligned}
\tilde{I}_{1,m,1} &\leq \frac{t^2}{2\pi^2} \left(\int_0^1 \exp(t^2s^2\sigma^2) ds \right) \left(\int_{-1}^1 \mathbb{V}\{d_{3,m}(ts, y)\} ds \right) \\
&\leq p_{2,m} \pi^{-2} \sigma^{-2} \{ \exp(t^2\sigma^2) - 1 \},
\end{aligned}$$

based on (A.23). Therefore,

$$\mathbb{V}\{e_{2,m}(t)\} \leq \frac{\exp(t^2\sigma^2) - 1}{\pi^2} \left\{ p_m(t) t^2 \sigma^2 + \frac{p_{2,m}}{\sigma^2} \right\}. \tag{A.24}$$

Secondly, we derive an upper bound for $\mathbb{V}\{\hat{\varphi}_m(t, \mathbf{z})\}$. Recall $K(t, x) = 2^{-1} - K_1(t, x) - 2^{-1}K_{1,0}(t, x; 0)$, $\hat{\varphi}_{0,m}(t, \mathbf{z}; u) = m^{-1} \sum_{i=1}^m K_{1,0}(t, z_i; u)$ for $u \in \mathbb{R}$ and $e_{0,m}(t; u) = \hat{\varphi}_{0,m}(t, \mathbf{z}; u) - \mathbb{E}\{\hat{\varphi}_{0,m}(t, \mathbf{z}; u)\}$, the last two of which have been defined in the proof of [Theorem 3.4](#). Then (A.18) in the proof of [Theorem 3.4](#) says

$$\mathbb{V}\{e_{0,m}(t; u)\} \leq 4 \|\omega\|_\infty^2 p_m(t) \frac{\exp(t^2\sigma^2) - 1}{t^2\sigma^2}.$$

This, together with (A.24), implies

$$\begin{aligned} \mathbb{V}\{e_m(t)\} &\leq 2\mathbb{V}\{e_{2,m}(t)\} + 2\mathbb{V}\{2^{-1}e_{0,m}(t; b)\} \\ &\leq 2\exp(t^2\sigma^2) \left\{ \frac{t^2\sigma^2}{\pi^2} p_m(t) + \frac{p_{2,m}}{\sigma^2} + \|\omega\|_\infty^2 \frac{p_m(t)}{t^2\sigma^2} \right\}. \end{aligned} \quad (\text{A.25})$$

Finally, we prove the consistency. Let $\varepsilon > 0$ be a fixed constant and $t_m = \sqrt{\gamma\sigma^{-2}\ln m}$ for some $\gamma > 0$. Then (A.25) implies

$$\begin{aligned} \Pr\left\{ \frac{|e_m(t)|}{\pi_{1,m}} > \varepsilon \right\} &\leq \frac{C}{\varepsilon^2} \frac{m^{-2+\gamma} \|\Sigma\|_1}{\pi_{1,m}^2} (\ln^4 m + \mu_*^2 + \mu_*) + \frac{Cm^\gamma\mu_*}{\varepsilon^2\pi_{1,m}^2 m} \\ &\leq \frac{C}{\varepsilon^2} \frac{m^{-2+\gamma} \|\Sigma\|_1}{\pi_{1,m}^2} (\ln^4 m + \mu_*^2 + \mu_*). \end{aligned} \quad (\text{A.26})$$

So, the RHS of (A.26) converges to 0 as $m \rightarrow \infty$ when $m^{-2+\gamma} \|\Sigma\|_1 (\ln^4 m + \mu_*^2 + \mu_*) = o(\pi_{1,m}^2)$. Consider the decomposition

$$\hat{\varphi}_m(t_m, \mathbf{z}) = e_{2,m}(t) + 2^{-1}e_{0,m}(t_m; 0) + \tilde{r}_{2,m} = e_m(t) + \tilde{r}_{2,m},$$

where

$$\tilde{r}_{2,m} = 2^{-1} + \varphi_{2,m}(t_m, \boldsymbol{\mu}) + 2^{-1}\varphi_{0,m}(t_m, \boldsymbol{\mu}; 0).$$

Then, it suffices to show $\pi_{1,m}^{-1}\tilde{r}_m \rightarrow 1$. By the same reasoning that gives (A.20) and (A.21), we see that $t_m^{-1}(1 + \tilde{u}_m^{-1}) = o(\pi_{1,m})$ with $\tilde{u}_m = \min_{\{j:\mu_j \neq 0\}} |\mu_j|$ forces $\pi_{1,m}^{-1}\tilde{r}_m \rightarrow 1$, completing the proof.

A.8 Proof of Lemma A.3

Let $\phi(x) = (2\pi)^{-1/2} \exp(-x^2/2)$ and f_ρ be the density of standard bivariate Normal random vector with correlation $\rho \in (-1, 1)$, i.e.,

$$f_\rho(x, y) = \frac{1}{2\pi\sqrt{1-\rho^2}} \exp\left\{ -\frac{x^2 + y^2 - 2\rho xy}{2(1-\rho^2)} \right\}.$$

Let $H_0(x) \equiv 1$ and

$$H_n(x) = (-1)^n \frac{1}{\phi(x)} \frac{d^n}{dx^n} \phi(x) \quad (\text{A.27})$$

be the n th Hermite polynomial for $n \in \mathbb{N}_+ = \{1, 2, \dots\}$, as defined by Feller (1971). Then Mehler's expansion in Mehler (1866) implies

$$f_\rho(x, y) = \left\{ 1 + \sum_{n=1}^{\infty} \frac{\rho^n}{n!} H_n(x) H_n(y) \right\} \phi(x) \phi(y). \quad (\text{A.28})$$

By [Watson \(1933\)](#), the infinite series on the right hand side of [\(A.28\)](#) as a trivariate function of (x, y, ρ) is uniformly convergent on each compact set of $\mathbb{R} \times \mathbb{R} \times (-1, 1)$. Lemma 1 of [Chen and Doerge \(2020\)](#) asserts that “for the Hermite polynomials $H_n(\cdot)$ defined by [\(A.27\)](#), there is some constant $K_0 > 0$ independent of n and y such that

$$\left| e^{-y^2/2} H_n(y) \right| \leq K_0 \sqrt{n!} n^{-1/12} e^{-y^2/4} \quad \text{for any } y \in \mathbb{R}.” \quad (\text{A.29})$$

The constant K_0 in [\(A.29\)](#) can be determined using Theorem 1 of [Krasikov \(2004\)](#) (which refines the upper bound in [\(A.29\)](#) for all $n \geq 6$) and by computing the upper bounds explicitly for $e^{-y^2/2} |H_n(y)|$ for $1 \leq n \leq 5$.

Let $X_1 = \sigma_X^{-1}(X - \mu_X)$ and $Y_1 = \sigma_Y^{-1}(Y - \mu_Y)$. Then ρ_{XY} is the correlation among X_1 and Y_1 . Set $C_1 = \text{cov}[\cos(tX), \cos(tY)]$. Then

$$C_1 = \text{cov}[\cos\{t(\sigma_X X_1 + \mu_X)\}, \cos\{t(\sigma_Y Y_1 + \mu_Y)\}],$$

and by [\(A.28\)](#) and [\(A.29\)](#) we have

$$\begin{aligned} |C_1| &\leq \sum_{n=1}^{\infty} \frac{|\rho_{XY}|^n}{n!} \int |H_n(x) H_n(y) \phi(x) \phi(y)| dx dy \\ &\leq \frac{K_0^2}{2\pi} \sum_{n=1}^{\infty} \frac{|\rho_{XY}|^n}{n^{1/6}} \leq \frac{K_0^2}{2\pi} |\rho_{XY}| \sum_{n=1}^{\infty} \frac{|\rho_{XY}|^{n-1}}{n^{1/6}}. \end{aligned}$$

Consider $C_2 = \text{cov}[X \cos(tX), Y \cos(tY)]$. Then

$$C_2 = \text{cov}[(\sigma_X X_1 + \mu_X) \cos\{t(\sigma_X X_1 + \mu_X)\}, (\sigma_Y Y_1 + \mu_Y) \cos\{t(\sigma_Y Y_1 + \mu_Y)\}],$$

and [\(A.28\)](#) and [\(A.29\)](#) implies

$$\begin{aligned} |C_2| &\leq K_0^2 \sum_{n=1}^{\infty} \frac{|\rho_{XY}|^n}{n!} \int |\sigma_X x + \mu_X| |\sigma_Y y + \mu_Y| |H_n(x) H_n(y) \phi(x) \phi(y)| dx dy \\ &\leq \frac{K_0^2}{2\pi} (4\sigma_X + 2\sqrt{\pi} |\mu_X|) (4\sigma_Y + 2\sqrt{\pi} |\mu_Y|) \sum_{n=1}^{\infty} \frac{|\rho_{XY}|^n}{n^{1/6}} \\ &\leq K_0^2 |\rho_{XY}| (2\sigma_X + \sqrt{\pi} |\mu_X|) (2\sigma_Y + \sqrt{\pi} |\mu_Y|) \sum_{n=1}^{\infty} \frac{|\rho_{XY}|^{n-1}}{n^{1/6}}, \end{aligned}$$

where the quantities in the paratheses in the second inequality are obtained by integrating the upper bound in [\(A.29\)](#) without K_0 and n . This completes the proof.

Acknowledgements

I would like to thank Philip T. Reiss and Armin Schwartzman for providing the brain imaging data set and R codes used for the analysis in [Azriel and Schwartzman \(2015\)](#) (which was used in an earlier version of the manuscript), Jiashun Jin for providing the technical report [Jin \(2006\)](#) and warm encouragements, Jianqing Fan for helpful pointers, and Iosif Pinelis for providing an upper bound on the series D that appears in [Lemma A.3](#).

References

- Azriel, D. and Schwartzman, A. (2015). The empirical distribution of a large number of correlated normal variables, *J. Amer. Statist. Assoc.* **110**(511): 1217–1228.
- Bayarri, M. J. and Berger, J. O. (2000). P values for composite null models, *J. Amer. Statist. Assoc.* **95**(452): 1127–1142.
- Benjamini, Y. and Hochberg, Y. (1995). Controlling the false discovery rate: a practical and powerful approach to multiple testing, *J. R. Statist. Soc. Ser. B* **57**(1): 289–300.
- Benjamini, Y., Krieger, A. M. and Yekutieli, D. (2006). Adaptive linear step-up procedures that control the false discovery rate, *Biometrika* **93**(3): 491–507.
- Benjamini, Y. and Yekutieli, D. (2001). The control of the false discovery rate in multiple testing under dependency, *Ann. Statist.* **29**(4): 1165–1188.
- Blanchard, G. and Roquain, E. (2009). Adaptive false discovery rate control under independence and dependence, *J. Mach. Learn. Res.* **10**: 2837–2871.
- Chen, X. (2019a). Uniformly consistently estimating the proportion of false null hypotheses for composite null hypotheses via Lebesgue-Stieltjes integral equations, [arXiv:1906.10246](#).
- Chen, X. (2019b). Uniformly consistently estimating the proportion of false null hypotheses via Lebesgue-Stieltjes integral equations, *J. Multivariate Anal.* **173**: 724–744.
- Chen, X. (2020). False discovery rate control for multiple testing based on discrete p-values, *Biometrical Journal* **62**(4): 1060–1079.
- Chen, X. and Doerge, R. (2020). A strong law of larger numbers related to multiple testing normal means, *Statist. Probab. Lett.* **159**: 108693.
- Chi, Z. (2010). Multiple hypothesis testing on composite nulls using constrained p-values, *Electron. J. Stat.* **4**: 271–299.

- Delattre, S. and Roquain, E. (2016). On empirical distribution function of high-dimensional gaussian vector components with an application to multiple testing, *Bernoulli* **22**(1): 302–324.
- Dickhaus, T. (2013). Randomized p-values for multiple testing of composite null hypotheses, *J. Stat. Plan. Inference* **143**(11): 1968 – 1979.
- Dickhaus, T. (2014). *Simultaneous Statistical Inference (With Applications in the Life Sciences)*, Springer-Verlag Berlin Heidelberg.
- Donoho, D. and Jin, J. (2004). Higher criticism for detecting sparse heterogeneous mixtures, *Ann. Statist.* **32**(3): 962–994.
- Donoho, D. and Jin, J. (2006). Asymptotic minimaxity of false discovery rate thresholding for sparse exponential data, *Ann. Statist.* **34**(6): 2980–3018.
- Fan, J. and Han, X. (2017). Estimation of the false discovery proportion with unknown dependence, *J. R. Statist. Soc. Ser. B* **79**(4): 1143–1164.
- Fan, J., Han, X. and Gu, W. (2012). Estimating false discovery proportion under arbitrary covariance dependence, *J. Amer. Statist. Assoc.* **107**(499): 1019–1035.
- Farcomeni, A. (2007). Some results on the control of the false discovery rate under dependence, *Scand. J. Stat.* **34**(2): 275–297.
- Feller, W. (1971). *An Introduction to Probability Theory and its Applications*, Vol. II, Wiley, NewYork, NY.
- Finner, H., Dickhaus, T. and Roters, M. (2007). Dependency and false discovery rate: Asymptotics, *Ann. Statist.* **35**(4): 1432–1455.
- Friguet, C., Kloareg, M. and Causeur, D. (2009). A factor model approach to multiple testing under dependence, *J. Amer. Statist. Assoc.* **104**(488): 1406–1415.
- Genovese, C. and Wasserman, L. (2002). Operating characteristics and extensions of the false discovery rate procedure, *J. R. Statist. Soc. Ser. B* **64**(3): 499–517.
- Genovese, C. and Wasserman, L. (2004). A stochastic process approach to false discovery control, *Ann. Statist.* **32**(3): 1035–1061.
- Gontscharuk, V. and Finner, H. (2013). Asymptotic FDR control under weak dependence: A counterexample, *Statist. Probab. Lett.* **83**(8): 1888 – 1893.
- Hoang, A.-T. and Dickhaus, T. (2021a). On the usage of randomized p-values in the schweder-sjøtvoll estimator, *Ann. Inst. Statist. Math.*, online first, <https://doi.org/10.1007/s10463-021-00797-0>.

- Hoang, A.-T. and Dickhaus, T. (2021b). Randomized p-values for multiple testing and their application in replicability analysis, *Biom. J., early view*, <https://doi.org/10.1002/bimj.202000155> .
- Hu, J. X., Zhao, H. and Zhou, H. H. (2010). False discovery rate control with groups, *J. Amer. Statist. Assoc.* **105**(491): 1215–1227.
- Jin, J. (2006). Proportions of nonzero normal means: universal oracle equivalence and uniformly consistent estimations, *Technical report. Department of statistics, Purdue University, West Lafayette* .
- Jin, J. (2008). Proportion of non-zero normal means: universal oracle equivalences and uniformly consistent estimators, *J. R. Statist. Soc. Ser. B* **70**(3): 461–493.
- Jin, J. and Cai, T. T. (2007). Estimating the null and the proportion of nonnull effects in large-scale multiple comparisons, *J. Amer. Statist. Assoc.* **102**(478): 495–506.
- Krasikov, I. (2004). New bounds on the Hermite polynomials, [arXiv:math/0401310](https://arxiv.org/abs/math/0401310) .
- Lehmann, E. and Romano, J. P. (2005). *Testing Statistical Hypotheses*, 3 edn, Springer, New York.
- Loève, M. (1977). *Probability Theory I*, 4 edn, Springer-Verlag New York.
- Mehler, G. F. (1866). Ueber die entwicklung einer funktion von beliebig vielen variablen nach Laplaceschen funktionen hoherer ordnung, *J. Reine Angew. Math.* **66**: 161–176.
- Meinshausen, N. and Rice, J. (2006). Estimating the proportion of false null hypotheses among a large number of independently tested hypotheses, *Ann. Statist.* **34**(1): 373–393.
- Nandi, S., Sarkar, S. K. and Chen, X. (2021). Adapting to one- and two-way classified structures of hypotheses while controlling the false discovery rate, *J. Statist. Plann. Inference* **215**: 95–108.
- Owen, A. B. (2005). Variance of the number of false discoveries, *J. R. Statist. Soc. B* **67**(3): 411–426.
- Sarkar, S. K. (2006). False discovery and false nondiscovery rates in single-step multiple testing procedures, *Ann. Statist.* **34**(1): 394–415.
- Schwartzman, A. and Lin, X. (2011). The effect of correlation in false discovery rate estimation, *Biometrika* **98**(1): 199–214.
- Storey, J. (2003). The positive false discovery rate: a Bayesian interpretation and the q-value, *Ann. Statist.* **3**(6): 2013–2035.

Storey, J. D., Taylor, J. E. and Siegmund, D. (2004). Strong control, conservative point estimation in simultaneous conservative consistency of false discover rates: a unified approach, *J. R. Statist. Soc. Ser. B* **66**(1): 187–205.

Wasserman, L. (2006). *All of Nonparametric Statistics*, Springer-Verlag, Berlin, Heidelberg.

Watson, G. N. (1933). Notes on generating functions of polynomials: (2) Hermite polynomials, *J. Lond. Math. Soc.* **s1-8**(3): 194–199.