

LHC searches for the CP-odd Higgs by the jet substructure analysis

Ning Chen,^{1,*} Jinmian Li,^{2,†} Yandong Liu,^{3,‡} and Zuwei Liu^{4,§}

¹*Department of Modern Physics, University of Science
and Technology of China, Hefei, Anhui, 230026, China*

²*ARC Centre of Excellence for Particle Physics at the Terascale,
School of Chemistry and Physics, University of Adelaide, Adelaide, SA 5005, Australia*

³*Department of Physics and State Key Laboratory of Nuclear Physics and Technology,
Peking University, Beijing 100871, China*

⁴*Center for High Energy Physics, Tsinghua University, Beijing, 100084, China*

Abstract

The LHC searches for the CP-odd Higgs boson A is studied (with masses from 300 GeV to 1 TeV) in the context of the general two-Higgs-doublet model. With the discovery of the 125 GeV Higgs boson at the LHC, we highlight one promising discovery channel of $A \rightarrow hZ$. This channel can become significant for heavy CP-odd Higgs boson after the global signal fitting to the 125 GeV Higgs boson in the general two-Higgs-doublet model. It is particularly interesting in the scenario where two CP-even Higgs bosons in the two-Higgs-doublet model have the common mass of 125 GeV. Since the final states involve a Standard-Model-like Higgs boson, we apply the jet substructure analysis of tagging the fat Higgs jet in order to eliminate the Standard Model background sufficiently. After performing the kinematic cuts, we present the LHC search sensitivities for the CP-odd Higgs boson with mass up to 1 TeV via this channel.

PACS numbers: 12.60.Fr, 14.80.-j, 14.80.Ec,

*Electronic address: chenning@ustc.edu.cn

†Electronic address: jinmian.li@adelaide.edu.au

‡Electronic address: ydliu@pku.edu.cn

§Electronic address: zuoweiliu@tsinghua.edu.cn

I. INTRODUCTION

The study of the Higgs mechanism [1–3] has become more interesting and important since the discovery of the 125 GeV Higgs boson at the LHC 7 \oplus 8 TeV runs. The properties of the 125 GeV Higgs boson, such as the coupling strengths with Standard Model (SM) fermions and gauge bosons [4], its spin and parity [5], and the exotic decay channels [6], will be further measured in the next LHC runs and the future high energy colliders. From various motivations, the SM Higgs mechanism is far from being complete. New physics models beyond the SM (BSM) are proposed to address different questions, which typically contain new states in the spectrum. In many of them, the electroweak symmetry breaking (EWSB) is due to the extended Higgs sector. Examples include the minimal supersymmetric extension of the SM (MSSM) [7], the twin Higgs models [8], and the composite Higgs models [9]. The future experimental searches for the new degrees of freedom in the spectra provide direct avenues for revealing the underneath new physics.

A very widely studied scenario beyond the minimal one-doublet setup is the two-Higgs-doublet model (2HDM), which is the low-energy descriptions of the scalar sectors in many new physics models. A recent review of the phenomenology in the context of the general 2HDM can be found in Ref. [10]. Refs. [11–26] studied the 2HDM phenomenology at the LHC in light of the Higgs discovery. The scalar spectrum in the 2HDM contains five states, namely, two neutral CP-even Higgs bosons (h, H), one neutral CP-odd Higgs boson A , and two charged Higgs bosons H^\pm . Often, one would interpret the lighter CP-even Higgs boson h as the one discovered at the LHC. In the context of the general 2HDM, each Higgs boson mass is actually free parameter before applying any constraint. Therefore, it is likely that two or more states become degenerate in mass [27].

Within the framework of the 2HDM, we study the future LHC searches for the CP-odd Higgs boson A at the 14 TeV run. The previous experimental searches often focus on the benchmark models in the MSSM, which has a type-II 2HDM Yukawa couplings. Thus, the interesting final states to be looked for are the $A \rightarrow \bar{b}b$ [28, 29] and $A \rightarrow \tau^+\tau^-$ [30–36] since the relevant Yukawa couplings are likely to be significantly enhanced. Different from the existing experimental search modes, we focus on the decay channel of $A \rightarrow hZ$. The previous

studies to this search channel at the LHC include Refs. [13, 15, 19], where the final states of $\bar{b}b\ell^+\ell^-$, $\tau^+\tau^-\ell^+\ell^-$, and ZZZ were studied. Also, an experimental analysis of this search channel with multiple lepton and photon final states was carried out at the LHC 8 TeV run [37]. Here, in our analysis, we will focus on the $\bar{b}b\ell^+\ell^-$ final state coming from the decay channel of $A \rightarrow hZ$. In this case, the final states involve a SM-like Higgs boson with mass of 125 GeV. Therefore, the jet substructure method of tagging the boosted Higgs jet can be potentially instrumental for this particular channel in our study. The method of tagging the boosted Higgs jets was suggested in Ref. [38, 39], in which the discovery potential of the SM Higgs boson via the hV -associated production channel at the LHC was investigated. Later, this procedure was widely adopted in searches for new resonances with a SM-like Higgs boson as their decay final states [39–42] and in studies of the SM-like Higgs boson properties at the LHC [43–45].

This paper is organized as follows. In Sec. II, we give a brief review on the CP-odd Higgs boson A in the context of the general 2HDM. We list its coupling terms, with the emphasis on the derivative couplings of AhZ and AHZ . In Sec. III, we evaluate the productions and decays of the CP-odd Higgs boson A in the context of the general 2HDM. We show that the decay mode of $A \rightarrow hZ$ can be sizable for the future LHC searches at the 14 TeV runs, given the current global fit to the 2HDM parameters. We also show for the degenerate Higgs scenario of $M_h = M_H = 125$ GeV, the decay modes of $A \rightarrow hZ/HZ$ are typically dominant over all other decay modes into the SM final states. Hence, such a mode can be regarded as the leading one for the future searches for the CP-odd Higgs boson in this special case. In Sec. IV, the analysis of LHC searches for the CP-odd Higgs boson via the $A \rightarrow hZ$ final states is provided. In order to eliminate the SM background sufficiently, we apply the jet substructure method developed in Ref. [38] to tag the fat Higgs jet directly with the Cambridge/Aachen (C/A) jet algorithm [46, 47]. Optimizations to the jet substructure methods and kinematic cuts for the signal processes are presented. The LHC search potential to the $A \rightarrow hZ$ decay channel at different phases of the upcoming runs at 14 TeV are also shown. The conclusions are given in Sec. V.

II. THE CP-ODD HIGGS BOSON IN THE 2HDM

A. The CP-odd Higgs boson mass

The most general 2HDM Higgs potential that is CP-conserving contains two mass terms plus seven more quartic coupling terms. For simplicity, we consider the soft breaking of a discrete \mathbb{Z}_2 symmetry, under which the two Higgs doublets transform as $(\Phi_1, \Phi_2) \rightarrow (\Phi_1, -\Phi_2)$. The simplified 2HDM potential is expressed as

$$\begin{aligned}
 V(\Phi_1, \Phi_2) = & m_{11}^2 |\Phi_1|^2 + m_{22}^2 |\Phi_2|^2 - m_{12}^2 (\Phi_1^\dagger \Phi_2 + H.c.) + \frac{1}{2} \lambda_1 |\Phi_1|^4 + \frac{1}{2} \lambda_2 |\Phi_2|^4 \\
 & + \lambda_3 |\Phi_1|^2 |\Phi_2|^2 + \lambda_4 |\Phi_1^\dagger \Phi_2|^2 + \frac{1}{2} \lambda_5 \left[(\Phi_1^\dagger \Phi_2) (\Phi_1^\dagger \Phi_2) + H.c. \right], \quad (1)
 \end{aligned}$$

where all parameters are real. The two Higgs doublets Φ_1 and Φ_2 pick up vacuum expectation values (VEVs) to trigger the EWSB

$$\langle \Phi_1 \rangle = \frac{1}{\sqrt{2}} \begin{pmatrix} 0 \\ v_1 \end{pmatrix} \quad \langle \Phi_2 \rangle = \frac{1}{\sqrt{2}} \begin{pmatrix} 0 \\ v_2 \end{pmatrix}, \quad (2)$$

and one often parametrizes the ratio of the two Higgs VEVs as

$$t_\beta \equiv \tan \beta \equiv \frac{v_2}{v_1}. \quad (3)$$

Expressing the two Higgs doublets in component, we have

$$\Phi_i = \begin{pmatrix} \pi_i^+ \\ (v_i + h_i + i\pi_i^0)/\sqrt{2} \end{pmatrix}, \quad i = 1, 2. \quad (4)$$

Three of the eight components are Nambu-Goldstone bosons giving rise to the electroweak gauge boson masses, with the remaining five components as the physical Higgs bosons: two CP-even Higgs bosons, h and H , one CP-odd Higgs boson A , and the charged Higgs bosons H^\pm . The CP-odd Higgs boson A is a linear combination of the two imaginary components π_i^0 in the doublets: $A = -s_\beta \pi_1^0 + c_\beta \pi_2^0$, whereas the orthogonal linear combination of $G = c_\beta \pi_1^0 + s_\beta \pi_2^0$ corresponds to the Nambu-Goldstone mode to be eaten by the Z boson. By extracting the relevant terms in the 2HDM potential (1), the CP-odd Higgs boson mass square is given by

$$M_A^2 = (m_{12}^2 - \lambda_5 v_1 v_2) (t_\beta + 1/t_\beta). \quad (5)$$

B. The couplings of the CP-odd Higgs boson

	2HDM-I	2HDM-II
ξ_A^u	$1/t_\beta$	$1/t_\beta$
ξ_A^d	$-1/t_\beta$	t_β
ξ_A^ℓ	$-1/t_\beta$	t_β

TABLE I: The Yukawa couplings of the SM quarks and charged leptons to the CP-odd Higgs boson A in the 2HDM-I and 2HDM-II.

At the tree level, the CP-odd Higgs boson A couples to the SM fermions through the Yukawa coupling terms

$$-\mathcal{L}_Y^A = -i \sum_f \frac{m_f}{v} \xi_A^f \bar{f} \gamma_5 f A, \quad (6)$$

where f is the SM fermion, m_f is the SM fermion mass, and $v = \sqrt{v_1^2 + v_2^2} = (\sqrt{2}G_F)^{-1/2} = 246$ GeV. The relevant coupling strengths of ξ_A^f are listed in Table. I for the 2HDM-I and 2HDM-II cases. Details of the Yukawa setups in the 2HDM-I and 2HDM-II can be found in Ref. [10]. The loop induced couplings such as $A\bar{g}g$ and $A\gamma\gamma$ are also correlated with the Yukawa coupling strengths of ξ_A^f . Since we limit our discussions in the SM content expect for the scalar part, we do not consider the CP-odd Higgs couplings with supersymmetric particles such as charginos, neutralinos, and sfermions. In addition, there are relevant derivative couplings of the CP-odd Higgs boson A with the Z boson and the CP-even Higgs bosons (h, H), which arise from the kinematic terms of $|D\Phi_i|^2$. The couplings of AhZ and AHZ read

$$\begin{aligned} &\sim \frac{1}{2}(gW^3 - g_Y B) \cdot \left[h_i(\partial\pi_i^0) - \pi_i^0(\partial h_i) \right] \\ &\Rightarrow \frac{g}{2c_W} Z \cdot \left\{ c_{\alpha-\beta}[h(\partial A) - A(\partial h)] + s_{\alpha-\beta}[H(\partial A) - A(\partial H)] \right\}, \end{aligned} \quad (7)$$

where we express them in terms of the mass eigenstates, $c_{\alpha-\beta} \equiv \cos(\alpha - \beta)$, and $s_{\alpha-\beta} \equiv \sin(\alpha - \beta)$. Here α represents the mixing angle of the CP-even Higgs bosons. In many cases, one would regard the lighter CP-even Higgs boson h as the 125 GeV Higgs boson discovered

at the LHC, while others are regarded as heavier scalars to be searched for in the upcoming LHC runs. This is generally true for the Higgs spectrum in the MSSM. In the context of the general 2HDM, we also consider the degenerate Higgs scenario with $M_h = M_H = 125$ GeV. The CP-odd Higgs boson A can also decay to the final states of $H^\pm W^\mp$ due to the derivative coupling terms of $AH^\pm W^\mp$ in the 2HDM kinematic terms. In our study here, we will always take the heavy mass input for M_{H^\pm} and the decay modes of $A \rightarrow H^\pm W^\mp$ will not be addressed. The searches for this decay mode was recently studied in Ref. [25].

At the end of this section, we mention the constraints on the 2HDM parameters in light of the 125 GeV Higgs boson discovery at the LHC. In studies of the 2HDM, it is often assumed that the lightest CP-even Higgs boson h in the spectrum corresponds to the 125 GeV Higgs boson discovered at the LHC $7 \oplus 8$ TeV runs. Under this assumption, one can perform a global fit to the signal strengths of h based on a particular 2HDM setup. Only two parameters (α, β) are relevant for determining the gauge couplings of g_{hVV} and the Yukawa couplings of g_{hff} . Details of such global fits can be found in Refs. [14, 48]. Given that the current signals in various decay channels are generally close to the SM Higgs boson predictions, the global fits to the allowed 2HDM parameter regions on (α, β) are consistent to the so-called ‘‘alignment limit’’ where $c_{\beta-\alpha} \rightarrow 0$. Consequently, one has $g_{hVV} \rightarrow g_{hVV}^{(\text{SM})}$ and $g_{hff} \rightarrow g_{hff}^{(\text{SM})}$ in this limit. Due to different Yukawa coupling patterns, the allowed regions of $c_{\beta-\alpha}$ are typically $\sim \mathcal{O}(0.1)$ for the 2HDM-I case, and are more stringently constrained to be $\sim \mathcal{O}(0.01)$ in the 2HDM-II case. In the analysis below, we take the following alignment parameter sets

$$\text{2HDM - I : } c_{\beta-\alpha} = 0.2, \quad \text{2HDM - II : } c_{\beta-\alpha} = -0.02, \quad (8)$$

when we take h to be the only state with mass of 125 GeV. Since the relevant coupling terms given in Eq. (7) depends on the angle $\alpha - \beta$, this suggests the partial width of $\Gamma[A \rightarrow hZ]$ is suppressed due to the smallness of $c_{\beta-\alpha}$. However, for the larger M_A region, this decay mode is likely to dominate over the fermionic decay modes, such as $A \rightarrow \bar{t}t$. Besides, we shall also consider the degenerate Higgs scenario with $M_h = M_H = 125$ GeV in the 2HDM spectrum, where one cannot distinguish the decay modes of $A \rightarrow hZ$ and $A \rightarrow HZ$. Under this case, the combined decay widths of $\Gamma[A \rightarrow h/H + Z]$ should be considered for the LHC analysis, which is no longer suppressed by the small $c_{\alpha-\beta}$ parameter, and thus the partial

decay widths of $\Gamma[A \rightarrow h/H + Z]$ are generally dominant over all others for the CP-odd Higgs boson. In what follows, we will always use $A \rightarrow hZ$ for both the $M_h = 125$ GeV scenario and the $M_h = M_H = 125$ GeV scenario.

III. THE PRODUCTIONS AND DECAYS OF THE CP-ODD HIGGS BOSON A

A. The productions of A

The CP-odd Higgs boson A can be produced from both the gluon fusion and the bottom quark annihilation processes [49, 50]. The relevant Feynman diagrams for these processes are depicted in Fig. 1. At leading order, the partonic production cross section of $\hat{\sigma}(gg \rightarrow A)$ is related to the gluonic partial decay width as follows

$$\hat{\sigma}(gg \rightarrow A) = \frac{\pi^2}{8M_A} \Gamma[A \rightarrow gg] \delta(\hat{s} - M_A^2), \quad (9a)$$

$$\Gamma[A \rightarrow gg] = \frac{G_F \alpha_s^2 M_A^3}{64\sqrt{2}\pi^3} \left| \sum_q \xi_A^q A_{1/2}^A(\tau_q) \right|^2, \quad (9b)$$

with $\tau_q \equiv M_A^2/(4m_q^2)$ and ξ_A^q being the Yukawa couplings given in Table. I. Here $A_{1/2}^A(\tau)$ is the fermionic loop factor for the pseudoscalar. In the heavy quark mass limit of $m_q \gg M_A$, this loop factor reaches the asymptotic value of $A_{1/2}^A(\tau) \rightarrow 2$, while it approaches zero in the chiral limit of $m_q \ll M_A$. For the 2HDM-I case, the dominant contribution to the gluon fusion process is always the top-quark loop; for the 2HDM-II case, however, the contribution from the bottom quark loop can become comparable to the top quark loop with the large t_β inputs due to the different t_β dependence in Yukawa couplings, as shown in Table. I. Since we have $\xi_A^u = 1/t_\beta$ in both 2HDM-I and 2HDM-II cases, the top quark loop in the gluon fusion process will be suppressed for the larger t_β inputs. The bottom quark associated processes are controlled by the Yukawa coupling of ξ_A^d , which reads $-1/t_\beta$ in 2HDM-I and t_β in 2HDM-II. Therefore, the contributions from these processes become sizable in the 2HDM-II with the large t_β input. In practice, we evaluate the production cross sections for these processes by `SusHi` [51]. The inclusive production cross sections of $pp \rightarrow AX$ are shown in Fig. 2 for the LHC runs at 14 TeV, where the CP-odd Higgs boson is considered in the mass range of $M_A \in (300 \text{ GeV}, 1 \text{ TeV})$. We choose the inputs of $t_\beta = (1, 5, 10)$ for the 2HDM-I case and

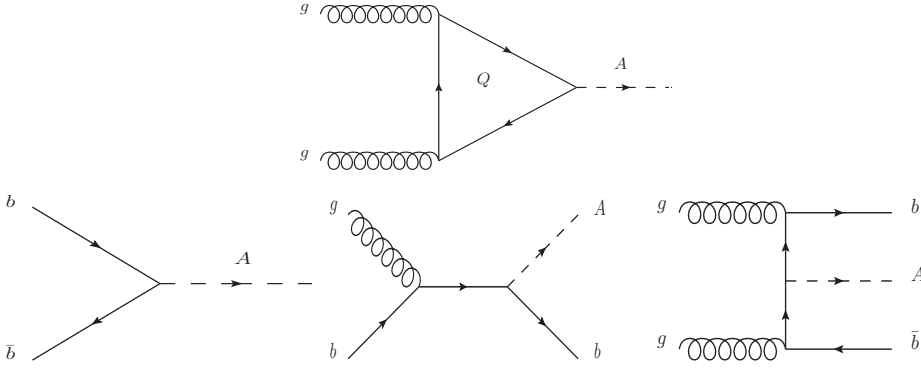


FIG. 1: The Feynman diagrams for the production channels of the CP-odd Higgs boson A .

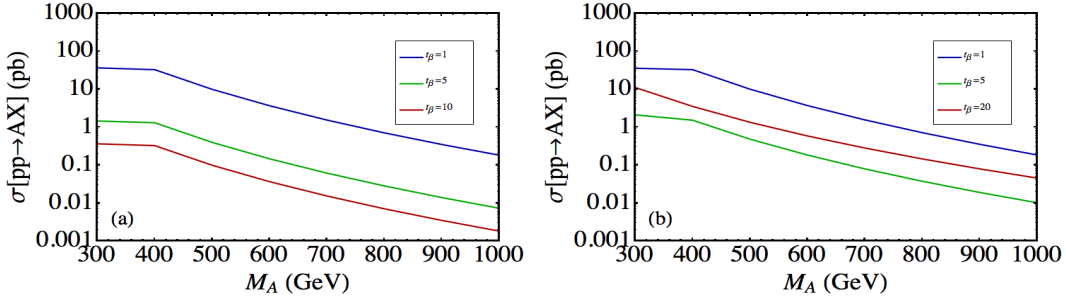


FIG. 2: The inclusive production cross section $\sigma[pp \rightarrow AX]$ for $M_A \in (300 \text{ GeV}, 1 \text{ TeV})$ at the LHC 14 TeV runs. Left: 2HDM-I, with inputs of $t_\beta = 1$ (blue), $t_\beta = 5$ (green), and $t_\beta = 10$ (red). Right: 2HDM-II, with inputs of $t_\beta = 1$ (blue), $t_\beta = 5$ (green), and $t_\beta = 20$ (red).

$t_\beta = (1, 5, 20)$ for the 2HDM-II case respectively. It is apparent that the inclusive production cross sections of $\sigma[pp \rightarrow AX]$ can become sizable with the large t_β inputs for the 2HDM-II case, where the bottom quark associated processes become significant. For example, unlike in the 2HDM-I case where the inclusive production cross section of the Higgs boson A decreases with increasing t_β , the production cross section increases in the 2HDM-II case when the t_β value is increased from $t_\beta = 5$ to $t_\beta = 20$, as shown in plot-(b) of Fig. 2.

B. The decay modes and search signals of A

The tree-level decay channels of A in our discussions here include: $A \rightarrow (\bar{f}f, hZ, HZ)$, with f being the SM fermions. These partial decay widths are expressed as

$$\Gamma[A \rightarrow \bar{f}f] = \frac{N_{c,f} m_f^2 M_A}{8\pi v^2} (\xi_A^f)^2 \sqrt{1 - \frac{4m_f^2}{M_A^2}}, \quad (10a)$$

$$\begin{aligned} \Gamma[A \rightarrow hZ] &= \frac{g^2 c_{\beta-\alpha}^2}{64\pi M_A c_W^2} \lambda^{1/2} \left(1, \frac{m_Z^2}{M_A^2}, \frac{M_h^2}{M_A^2}\right) \\ &\times \left[m_Z^2 - 2(M_A^2 + M_h^2) + \frac{(M_A^2 - M_h^2)^2}{m_Z^2} \right], \end{aligned} \quad (10b)$$

$$\begin{aligned} \Gamma[A \rightarrow HZ] &= \frac{g^2 s_{\beta-\alpha}^2}{64\pi M_A c_W^2} \lambda^{1/2} \left(1, \frac{m_Z^2}{M_A^2}, \frac{M_H^2}{M_A^2}\right) \\ &\times \left[m_Z^2 - 2(M_A^2 + M_H^2) + \frac{(M_A^2 - M_H^2)^2}{m_Z^2} \right], \end{aligned} \quad (10c)$$

with $N_{c,f} = 3(1)$ for quarks (leptons). The three-body phase space factor reads

$$\lambda^{1/2}(1, x^2, y^2) \equiv \left[(1 - x^2 - y^2)^2 - 4x^2 y^2 \right]^{1/2}. \quad (11)$$

For the $M_h = M_H = 125$ GeV degenerate scenario, where one cannot discriminate between $A \rightarrow hZ$ and $A \rightarrow HZ$, one should add up these two decay channels, $\Gamma[A \rightarrow hZ] + \Gamma[A \rightarrow HZ]$, which is collectively denoted as $\Gamma[A \rightarrow hZ]$ again in this special case. Thus, the partial width of $\Gamma[A \rightarrow hZ]$ in the degenerate scenario becomes independent of the alignment parameter $c_{\beta-\alpha}$

$$\begin{aligned} \Gamma[A \rightarrow hZ]_{\text{deg}} &= \Gamma[A \rightarrow hZ] + \Gamma[A \rightarrow HZ] \\ &= \frac{g^2}{64\pi M_A c_W^2} \lambda^{1/2} \left(1, \frac{m_Z^2}{M_A^2}, \frac{M_h^2}{M_A^2}\right) \\ &\times \left[m_Z^2 - 2(M_A^2 + M_h^2) + \frac{(M_A^2 - M_h^2)^2}{m_Z^2} \right]. \end{aligned} \quad (12)$$

The loop-induced partial decay width of $\Gamma[A \rightarrow gg]$ was given in Eq. (9b), while other decay widths of $\Gamma[A \rightarrow \gamma\gamma]$ and $\Gamma[A \rightarrow Z\gamma]$ are typically negligible.

Among all fermionic decay modes, the $A \rightarrow \bar{t}t$ is generally the most dominant one except for the large t_β regions in the 2HDM-II case. It is interesting to compare the partial decay

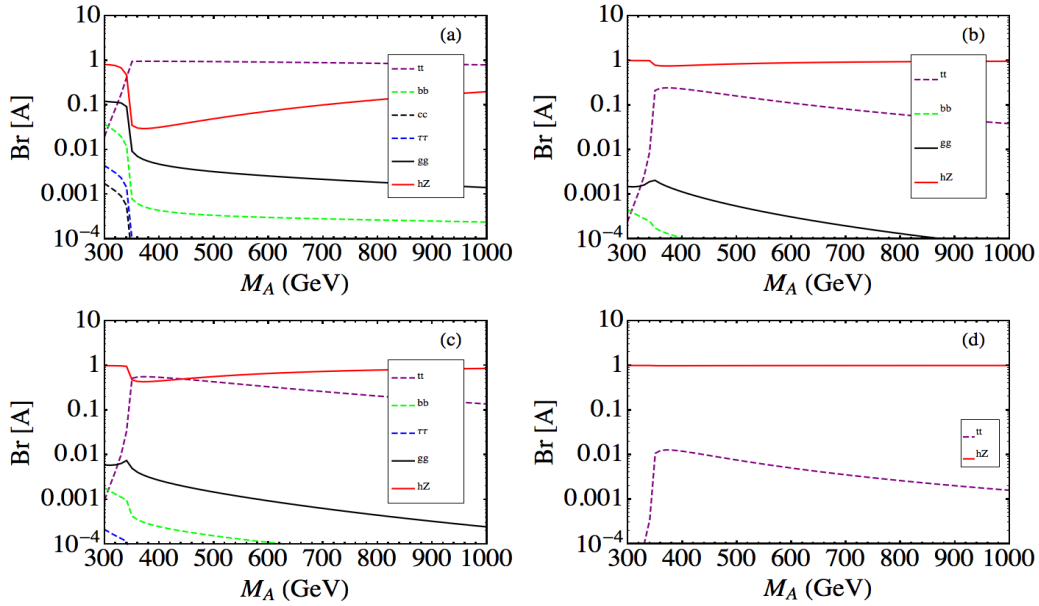


FIG. 3: The decay branching ratios of the CP-odd Higgs boson $\text{Br}[A]$ for the 2HDM-I case. Upper left: $M_h = 125$ GeV with $t_\beta = 1$. Upper right: $M_h = 125$ GeV with $t_\beta = 10$. Lower left: $M_h = M_H = 125$ GeV with $t_\beta = 1$. Lower right: $M_h = M_H = 125$ GeV with $t_\beta = 10$. The decay channels with branching ratios below 10^{-4} are not shown.

widths of $\Gamma[A \rightarrow \bar{t}t]$ and $\Gamma[A \rightarrow hZ]$ in the $M_A \gg (m_Z, M_h)$ limit

$$\frac{\Gamma[A \rightarrow \bar{t}t]}{\Gamma[A \rightarrow hZ]} \approx \frac{8N_{c,f}m_t^2 c_W^2 m_Z^2}{g^2 v^2 M_A^2 t_\beta^2 c_{\beta-\alpha}^2} = 6 \left(\frac{m_t}{M_A} \right)^2 \frac{1}{t_\beta^2 c_{\beta-\alpha}^2}. \quad (13)$$

With the large CP-odd Higgs boson mass of $M_A \gtrsim 2m_t$, it is quite possible to have $\Gamma[A \rightarrow \bar{t}t] \ll \Gamma[A \rightarrow hZ]$ with the 2HDM parameters being $c_{\beta-\alpha}^2 t_\beta^2 \gtrsim \mathcal{O}(1)$. Further considering the degenerate scenario of $M_h = M_H = 125$ GeV, the alignment parameter does not enter Eq. (12). Correspondingly, the decay mode of $A \rightarrow hZ$ would dominate over the $A \rightarrow \bar{t}t$ mode with $M_A \gtrsim 2m_t$. In Figs. 3 and 4, we display the decay branching ratios of the CP-odd Higgs boson A in the mass range of $M_A \in (300 \text{ GeV}, 1 \text{ TeV})$ for the 2HDM-I and 2HDM-II cases respectively. In practice, the decay branching ratios of the CP-odd Higgs boson demonstrated here are evaluated by 2HDMC-1.6.4 [52]. In Figs. 3 and 4, we demonstrate the branching ratios for both the $M_h = 125$ GeV scenario and the $M_h = M_H = 125$ GeV degenerate scenario. The decay branching ratios of $\text{Br}[A \rightarrow hZ]$ are increasing with the larger M_A and t_β inputs.

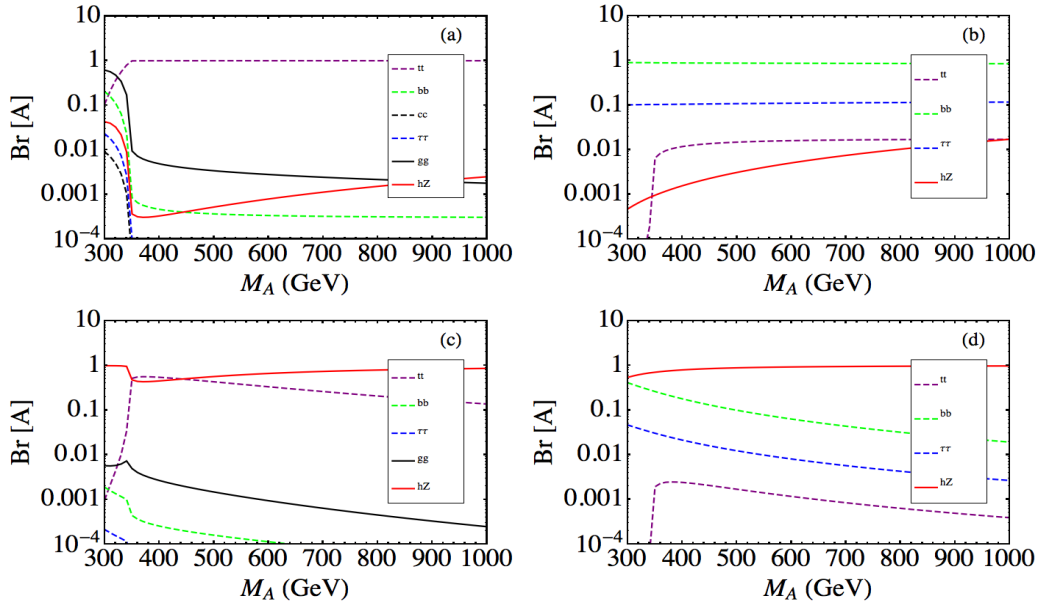


FIG. 4: The decay branching ratios of the CP-odd Higgs boson $\text{BR}[A]$ for the 2HDM-II case. Upper left: $M_h = 125$ GeV with $t_\beta = 1$. Upper right: $M_h = 125$ GeV with $t_\beta = 20$. Lower left: $M_h = M_H = 125$ GeV with $t_\beta = 1$. Lower right: $M_h = M_H = 125$ GeV with $t_\beta = 20$. The decay channels with branching ratios below 10^{-4} are not shown.

For the $M_h = 125$ GeV scenario, the $\text{BR}[A \rightarrow hZ]$ increases from $\mathcal{O}(0.1)$ to almost unity with the increase of t_β from 1 to 10 in the 2HDM-I case. However, in the 2HDM-II case, this decay mode is always subdominant for both small and large t_β inputs, given the small alignment parameter taken in Eq. (8). For the $M_h = M_H = 125$ GeV scenario, the $\text{BR}[A \rightarrow hZ]$ can be the most dominant one over the mass range we are interested in.

Fig. 5 shows the $\sigma[pp \rightarrow AX] \times \text{BR}[A \rightarrow hZ]$ at the LHC 14 TeV runs by combining the inclusive production cross sections and the decay branching ratios. Based on the analysis to be discussed in the next section, the LHC cross section of $\sigma[pp \rightarrow AX] \times \text{BR}[A \rightarrow hZ]$ needs to reach $\sim \mathcal{O}(0.1)$ pb in order to be probed at the 14 TeV runs with the integrated luminosity of $\sim \mathcal{O}(100)$ fb^{-1} .

For the $M_h = 125$ GeV scenario, in the 2HDM-I case, this decay mode of $A \rightarrow hZ$ can be the possible search channel for the CP-odd Higgs boson as heavy as ~ 1 TeV with t_β being not too large; in the 2HDM-II case, however, the search potential to the $A \rightarrow hZ$

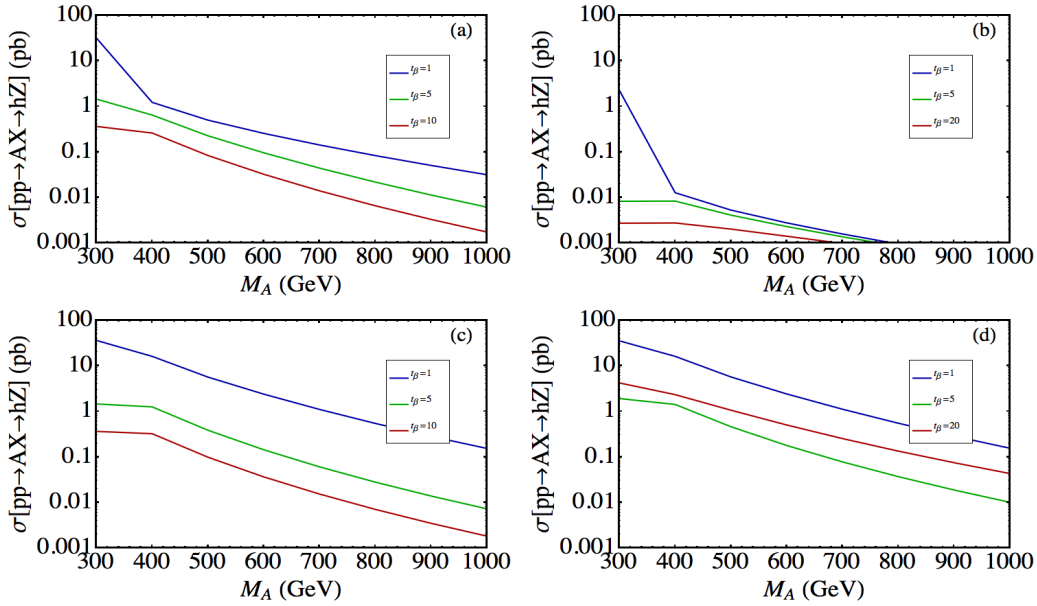


FIG. 5: The $\sigma[pp \rightarrow AX] \times \text{BR}[A \rightarrow hZ]$ for $M_A \in (300 \text{ GeV}, 1 \text{ TeV})$ at the LHC 14 TeV runs. Upper left: $M_h = 125 \text{ GeV}$ for 2HDM-I. Upper right: $M_h = 125 \text{ GeV}$ for 2HDM-II. Lower left: $M_h = M_H = 125 \text{ GeV}$ for 2HDM-I. Lower right: $M_h = M_H = 125 \text{ GeV}$ for 2HDM-II.

mode is much smaller, because the cross section in this case is typically small. For the $M_h = M_H = 125 \text{ GeV}$ degenerate scenario, the search potential to the $A \rightarrow hZ$ mode is significantly improved for both the 2HDM-I and the 2HDM-II cases. By simple counting of the $\sigma[pp \rightarrow AX] \times \text{BR}[A \rightarrow hZ]$, one can envision this decay mode to be promising for M_A as large as $\mathcal{O}(1) \text{ TeV}$ at the LHC 14 TeV runs with the integrated luminosity up to $\sim \mathcal{O}(100) - \mathcal{O}(10^3) \text{ fb}^{-1}$. In our analysis below, we shall use the $h/H \rightarrow \bar{b}b$ final states in order to tag the fat Higgs jet. For this reason, the cross sections for the signal processes read

$$M_h = 125 \text{ GeV} : \sigma[pp \rightarrow AZ] \times \text{BR}[A \rightarrow hZ] \times \text{BR}[h \rightarrow \bar{b}b], \quad (14a)$$

$$M_h = M_H = 125 \text{ GeV} : \sigma[pp \rightarrow AZ] \times \left(\text{BR}[A \rightarrow hZ] \times \text{BR}[h \rightarrow \bar{b}b] \right. \\ \left. + \text{BR}[A \rightarrow HZ] \times \text{BR}[H \rightarrow \bar{b}b] \right), \quad (14b)$$

respectively. In the $M_h = 125 \text{ GeV}$ scenario, the current global fit to the 2HDM parameter regions of (α, β) point to a SM-like Higgs boson h . Hence, it is reasonable to take $\text{BR}[h \rightarrow$

$\bar{b}b] \approx \text{BR}[h_{\text{SM}} \rightarrow \bar{b}b] = 0.58$ for our estimation of the signal cross sections below. In the $M_h = M_H = 125$ GeV scenario, however, a global fit to the 125 GeV Higgs is lacking. One can further write the branching ratios in the Eq. (14b) as

$$\begin{aligned} & \text{BR}[A \rightarrow hZ] \times \text{BR}[h \rightarrow \bar{b}b] + \text{BR}[A \rightarrow HZ] \times \text{BR}[H \rightarrow \bar{b}b] \\ &= \text{BR}[A \rightarrow hZ]_{\text{deg}} \times \left(c_{\beta-\alpha}^2 \text{BR}[h \rightarrow \bar{b}b] + s_{\beta-\alpha}^2 \text{BR}[H \rightarrow \bar{b}b] \right), \end{aligned} \quad (15)$$

where we used the Eqs. (10b), (10c), and (12) in the last line. Instead of constraining the 2HDM parameters for the $M_h = M_H = 125$ GeV scenario, here we assume that the branching ratios in the parenthesis reproduce the SM value, i.e., $c_{\beta-\alpha}^2 \text{BR}[h \rightarrow \bar{b}b] + s_{\beta-\alpha}^2 \text{BR}[H \rightarrow \bar{b}b] \approx \text{BR}[h_{\text{SM}} \rightarrow \bar{b}b] = 0.58$. This approximation is reasonable if we assume the future LHC searches for the $\bar{b}b$ final states via the $pp \rightarrow Vh(\rightarrow \bar{b}b)$ process are close to the SM Higgs predictions.

IV. THE LHC SEARCHES FOR THE EXOTIC $A \rightarrow hZ$ CHANNEL

In this section, we proceed to analyze the LHC searches for the CP-odd Higgs boson A via the decay mode of $A \rightarrow hZ$.

A. The SM backgrounds and signal benchmark

The final states to be searched for are the same as the ones in the SM Higgs boson searches via the hZ associated production channel. Therefore, the dominant irreducible SM backgrounds relevant to our analysis are [57]: $\bar{b}b\ell^+\ell^-$, $\bar{t}t$, $ZZ \rightarrow \bar{b}b\ell^+\ell^-$, and the $h_{\text{SM}}Z \rightarrow \bar{b}b\ell^+\ell^-$. The cross sections for these processes [53–56] at the LHC 14 TeV run read

$$\begin{aligned} \sigma(pp \rightarrow \bar{t}t) &\approx 855 \text{ pb}, \\ \sigma(pp \rightarrow \bar{b}b\ell^+\ell^-) &\approx 82 \text{ pb}, \\ \sigma(pp \rightarrow ZZ \rightarrow \bar{b}b\ell^+\ell^-) &\approx 180 \text{ fb}, \\ \sigma(pp \rightarrow h_{\text{SM}}Z \rightarrow \bar{b}b\ell^+\ell^-) &\approx 34 \text{ fb}. \end{aligned} \quad (16)$$

In practice, we note the major SM background processes of $\bar{t}t$ and $\bar{b}b\ell^+\ell^-$ receive uncertainties of $\sim 9\%$ and $\sim 14\%$ respectively. In our analysis below, we take the b -tagging efficiency of 70% [58], and the mis-tagging rates are taken as

$$\epsilon_{c\rightarrow b} \approx 0.2 \quad \epsilon_{j\rightarrow b} \approx 0.01, \quad (17)$$

with j representing the light jets that neither originate from a b quark nor a c quark [59].

In order to generate events for the signal processes, we obtain a Universal FeynRules Output [60] simplified model with A being the only BSM particle. The relevant coupling terms are implemented, namely, the dimension-five Agg coupling, the derivative coupling of AhZ , and the $A(h)\bar{b}b$ Yukawa couplings. We generate events at the parton level by **Madgraph 5** [61], which are passed to **Pythia** [62] for the parton showering and hadronization. In order to employ the fat Higgs jet tagging method [38], the B -hadron decays are turned off. All events are further passed to **Delphes-3.1.2** [63] for the fast detector simulation, where we apply the default ATLAS detector card.

B. The jet substructure methods

Here we describe the jet substructure analysis and the application to the signals we are interested in. We pass the events to **Fastjet** [64] in order to cluster the final states. The tracks, neutral hadrons, and photons that enter the jet reconstruction should satisfy $p_T > 0.1$ GeV and $|\eta| < 5.0$. The leptons from the events should be isolated, so that they will not be used to cluster the fat jets. The fat jets are reconstructed by using the C/A jet algorithm with particular jet cone size R to be specified below and requiring $p_T > 30$ GeV. Afterwards, we adopt the procedures described in the mass-drop tagger [38] for the purpose of identifying a boosted Higgs boson:

- Split the fat jet, j , into two subjets $j_{1,2}$ with masses $m_{1,2}$, and $m_1 > m_2$.
- Require a significant mass drop of $m_1 < \mu m_j$ with $\mu = 0.667$, and also a sufficiently symmetric splitting of $\min(p_{T,1}^2, p_{T,2}^2) \Delta R_{12}^2 / m_j^2 > y_{\text{cut}}$ (ΔR_{12}^2 is the angular distance between j_1 and j_2 on the $\eta - \phi$ plane) with $y_{\text{cut}} = 0.09$.

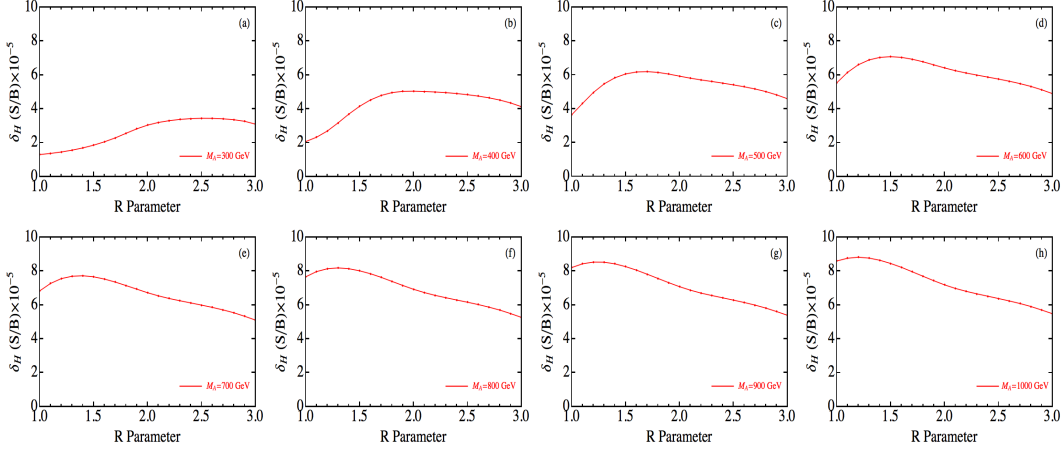


FIG. 6: The fat Higgs jet tagging rates $\delta_H(S/B)$ with the varying jet cone sizes R in the C/A jet algorithm. For comparison, we take a common cross section of $\sigma[pp \rightarrow AX \rightarrow hZ] = 100$ fb for all signal processes.

- If the above criteria are not satisfied, define $j \equiv j_1$ and go back to the first step for decomposition.

These steps are followed by the filtering stage using the reclustering radius of $R_{\text{filt}} = \min(0.35, R_{12}/2)$ and selecting three hardest subjects to suppress the pile-up effects.

M_A	300 GeV	400 GeV	500 GeV	600 GeV
C/A algorithm R	2.5	2.0	1.7	1.5
M_A	700 GeV	800 GeV	900 GeV	1000 GeV
C/A algorithm R	1.4	1.3	1.2	1.2

TABLE II: The choices of the jet cone sizes R in the C/A jet algorithm for different M_A inputs.

Generally, the jet cone size R taken in the C/A algorithm tends to be large in order to capture all collimated decay products in a fat jet. Since our final states involve a SM-like Higgs boson h from the $A \rightarrow hZ$ decay, the corresponding boost factors are enhanced for the larger M_A case. To determine the most optimal jet cone size R in the C/A jet algorithm choice for each M_A input, we vary it in the range of $1.0 \leq R \leq 3.0$ and look for the maximal

fat Higgs jet tagging rates $\delta_H(S/B)$

$$\delta_H(S/B) \equiv \frac{\text{number of Higgs jets tagged in the signal}}{\sum_{\text{background}} \text{number of Higgs jets tagged in SM background}} \quad (18)$$

between the signals and SM backgrounds. In Fig. 6, we demonstrated the fat Higgs jet tagging rate δ_H for different M_A samples with the varying $1.0 \leq R \leq 3.0$. Accordingly, the most optimal jet cone size R to be chosen for each M_A input is tabulated in Table. II. As seen from the table, a smaller cone size R is generally favored for the heavier CP-odd Higgs boson.

C. The event selection

The cut flow we impose to the events are the following:

- Cut 1: We select events with the opposite-sign-same-flavor (OSSF) dileptons ($\ell^+\ell^-$) in order to reconstruct the final-state Z boson. The OSSF dileptons are required to satisfy the following selection cuts

$$|\eta_\ell| < 2.5, \quad p_T(\ell_1) \geq 20 \text{ GeV}, \quad p_T(\ell_2) \geq 10 \text{ GeV}, \quad (19)$$

where $\ell_{1,2}$ represent two leading leptons ordered by their transverse momenta.

- Cut 2: The invariant mass of the selected OSSF dileptons should be around the mass window of Z boson $|m_{\ell\ell} - m_Z| \leq 15 \text{ GeV}$.
- Cut 3: At least one filtered fat jet is required, which should also contain two leading subjects that pass the b-tagging and satisfy $p_T > 20 \text{ GeV}$ and $|\eta| < 2.5$.
- Cut 4: Such a filtered fat jet will be then identified as the SM-like Higgs jet. We impose the cuts to the filtered Higgs jets in the mass window of $M_h(\text{tagged}) \in (100 \text{ GeV}, 150 \text{ GeV})$.

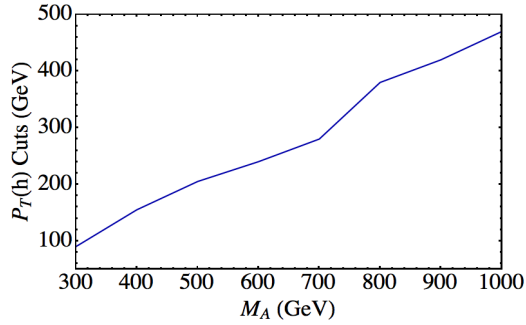


FIG. 7: The most optimal cuts to the p_T of the tagged SM-like Higgs boson for different M_A inputs.

- Cut 5: We also impose the cuts on the $p_{T,h}(\text{tagged})$. The SM-like Higgs bosons decaying from the heavier CP-odd Higgs A would generally be more boosted. In practice, we vary the $p_{T,h}(\text{tagged})_{\text{cut}} \in (50 \text{ GeV}, 500 \text{ GeV})$ and look for the most optimal cuts on $p_{T,h}(\text{tagged})$ by counting the corresponding cut efficiencies of S/B . The $p_{T,h}(\text{tagged})$ cuts to be adopted below are displayed in Fig. (7).
- Cut 6: Combining the filtered Higgs jets and the tagged OSSF dileptons, the invariant mass of the tagged Higgs boson and the OSSF leptons should reconstruct the mass window of the CP-odd Higgs boson A : $|M_{h,\ell+\ell^-} - M_A| \leq 100 \text{ GeV}$.

D. Implications to the LHC searches for A in the general 2HDM

Here we present the results after the jet substructure analysis and imposing the kinematic cuts stated previously. As a specific example of the analysis stated above, we list the cut efficiencies for the benchmark model for the $M_A = 600 \text{ GeV}$ case in Table. III. The distributions of the $M_{h,\ell\ell}$ after Cut-1 through Cut-5 for both signal process and the relevant SM background processes are displayed in Fig. 8. A nominal production cross section of $\sigma[pp \rightarrow AX] \times \text{BR}[A \rightarrow hZ] = 500 \text{ fb}$ for the signal process is chosen for the evaluation. Among all relevant SM background processes, the $\bar{b}b\ell^+\ell^-$ turns out to contribute most after imposing the cuts mentioned above.

In Figs. 9 and 10, we display the number of events predicted by the signal process of $pp \rightarrow AX \rightarrow hZ$ after the cut flows imposed to the 2HDM-I and 2HDM-II models respectively.

Cuts	$A \rightarrow hZ$	$\bar{t}t$	$\bar{b}b\ell^+\ell^-$	$ZZ \rightarrow \bar{b}b\ell^+\ell^-$	$hZ \rightarrow \bar{b}b\ell^+\ell^-$	S/B	S/\sqrt{B}
Total cross section (fb)	500	8.6×10^5	8.2×10^4	180	34	–	
Cut 1	10.76	1.0×10^4	4.3×10^4	98.94	0.81	1.3×10^{-4}	0.47
Cut 2	10.29	2,061	3.9×10^4	93.49	0.78	1.6×10^{-4}	0.51
Cut 3	2.41	120.63	1,759	4.92	0.05	8.2×10^{-4}	0.56
Cut 4	1.38	13.12	100.54	1.12	0.03	7.7×10^{-3}	1.29
Cut 5	0.91	0.38	12.14	0.19	0.01	0.04	2.55
Cut 6	0.91	0.06	5.40	0.08	–	0.10	3.87

TABLE III: The event cut efficiency for the $M_A = 600$ GeV case at the LHC 14 TeV running of the signal and background processes. We assume the nominal cross section for the signal process to be $\sigma[pp \rightarrow AX] \times \text{BR}[A \rightarrow hZ] = 500$ fb. The S/\sqrt{B} is evaluated for the $\int \mathcal{L} dt = 100 \text{ fb}^{-1}$ case. The uncertainties of the SM background processes are taken into account.

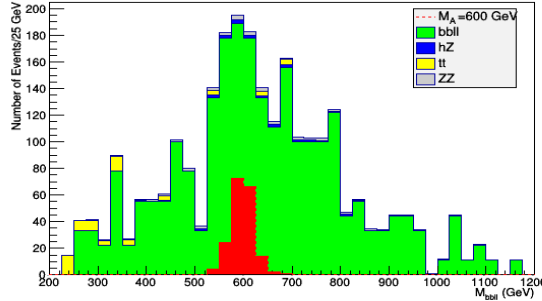


FIG. 8: The $M_{h, ll}$ distributions of the $pp \rightarrow AX \rightarrow hZ$ signal process (for the $M_A = 600$ GeV case) and all SM background processes after the kinematic cuts. A nominal cross section of $\sigma[pp \rightarrow AX] \times \text{BR}[A \rightarrow hZ] = 500$ fb is assumed for the signal. The plot is for the LHC 14 TeV run with integrated luminosity of $\int \mathcal{L} dt = 100 \text{ fb}^{-1}$.

For each M_A sample, the same kinematic cuts were also imposed to the SM background processes. The samples with different t_β inputs are shown for both $M_h = 125$ GeV scenario and $M_h = M_H = 125$ GeV degenerate scenario. We demonstrate the predictions at the LHC 14 TeV runs with integrated luminosities of 100 fb^{-1} and high luminosity (HL) runs up to $3,000 \text{ fb}^{-1}$. Altogether, the 5σ discovery limits set by $\max\{5\sqrt{B}, 10\}$ with B representing

the number of events from the SM background contributions are also shown. For the 2HDM-I cases, the $M_h = 125$ GeV scenario consistent to the current global fit to the 2HDM parameter is likely to be probed with M_A up to 1 TeV with the integrated luminosity $\sim 3,000$ fb $^{-1}$. For the special $M_h = M_H = 125$ GeV degenerate scenario, the discovery limit to the M_A can reach ~ 1 TeV at the LHC 14 TeV runs with $\int \mathcal{L} dt \sim 100$ fb $^{-1}$. The increasing integrated luminosities would further enhance the discovery limits for models with larger t_β inputs. Situations for the 2HDM-II cases are different. The $M_h = 125$ GeV scenario is not promising even at the HL LHC runs with integrated luminosities up to $\sim 3,000$ fb $^{-1}$. Only the CP-odd Higgs boson with mass of $M_A \lesssim 2m_t$ is likely to be searched, together within the low- t_β regions. On the other hand, the $M_h = M_H = 125$ GeV degenerate scenario is promising to search for, as indicated from the previous results shown in plot-(d) of Fig. 5. As the production cross sections are dominated by the gluon fusion at the low- t_β regions, while the bottom quark associated processes can be enhanced at the high- t_β regions, the plot-(c) and plot-(d) in Fig. 10 suggest this channel is promising for the 2HDM-II under the degenerate scenario.

The signal reaches on the (M_A, t_β) plane are further displayed in Figs. 11 and 12 for the 2HDM-I and 2HDM-II cases respectively. For the samples we study, both scenarios of $M_h = 125$ GeV and $M_h = M_H = 125$ GeV are shown. There are significant improvements of the signal reaches when increasing the integrated luminosity from 100 fb $^{-1}$ up to the HL LHC runs up to 3,000 fb $^{-1}$. For the 2HDM-I case, the $\sigma[pp \rightarrow AX] \times \text{BR}[A \rightarrow hZ]$ decreases with the larger t_β inputs, as consistent to the plot-(a) and plot-(c) presented in the Fig. 5. Correspondingly, this search channel of $A \rightarrow hZ$ is generally promising for the low- t_β regions. However, for the 2HDM-II case, the large- t_β regions are also possible for the search channel of $A \rightarrow hZ$. This is true for the special $M_h = M_H = 125$ GeV degenerate scenario. Therefore, one would envision the results presented here are generally complementary to the conventional experimental searches via the $A \rightarrow \bar{b}b$ and $A \rightarrow \tau^+\tau^-$ final states.

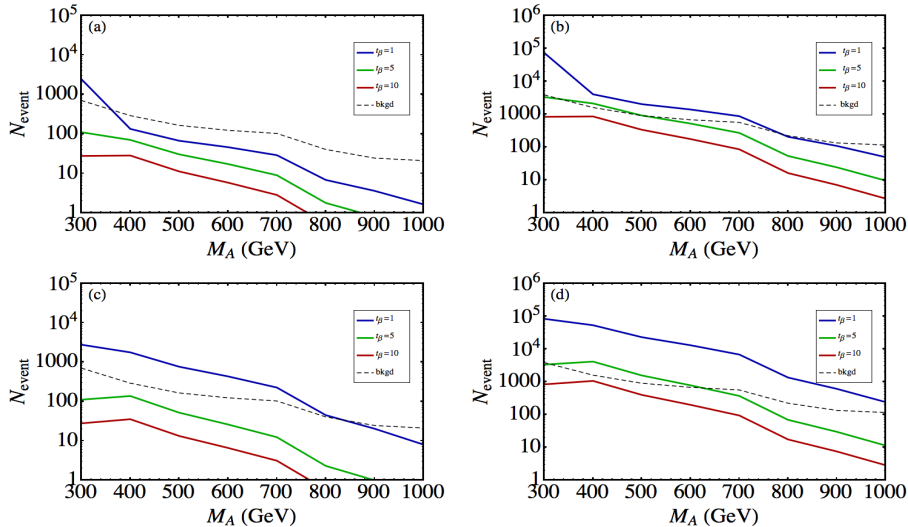


FIG. 9: The number of events for the $pp \rightarrow AX \rightarrow hZ$ signal in the 2HDM-I and the corresponding SM background processes after the jet substructure analysis. Upper left: $M_h = 125$ GeV for $\int \mathcal{L} dt = 100$ fb $^{-1}$. Upper right: $M_h = 125$ GeV for $\int \mathcal{L} dt = 3,000$ fb $^{-1}$. Lower left: $M_h = M_H = 125$ GeV for $\int \mathcal{L} dt = 100$ fb $^{-1}$. Lower right: $M_h = M_H = 125$ GeV for $\int \mathcal{L} dt = 3,000$ fb $^{-1}$. We show samples with $t_\beta = 1$ (blue), $t_\beta = 5$ (green), and $t_\beta = 10$ (red) for each plot. The discovery limit (black dashed curve) of $\max\{5\sqrt{B}, 10\}$ is demonstrated for each plot.

V. CONCLUSION

In this work, we suggested that searches for the hZ final states of a heavy CP-odd Higgs A in the general 2HDM can be considered as a potentially promising channel for the upcoming LHC runs at 14 TeV. Such decay channel is due to the derivative coupling term AhZ arising from the 2HDM kinematic terms. Within the framework of the general 2HDM, we consider this decay channel for two scenarios, i.e., the $M_h = 125$ GeV case and the $M_h = M_H = 125$ GeV degenerate Higgs case. For the first scenario, the global fit to the 125 GeV Higgs boson in the context of the 2HDM is applied. By comparing the decay branching ratios of $\text{BR}[A \rightarrow hZ]$ with other decay modes, together with the evaluation of the inclusive production cross sections for the CP-odd Higgs boson, it is shown that this channel can become the leading one for consideration. Furthermore, the technique of tagging the boosted Higgs jets from the $A \rightarrow hZ$ decay chain is very efficient for suppressing the

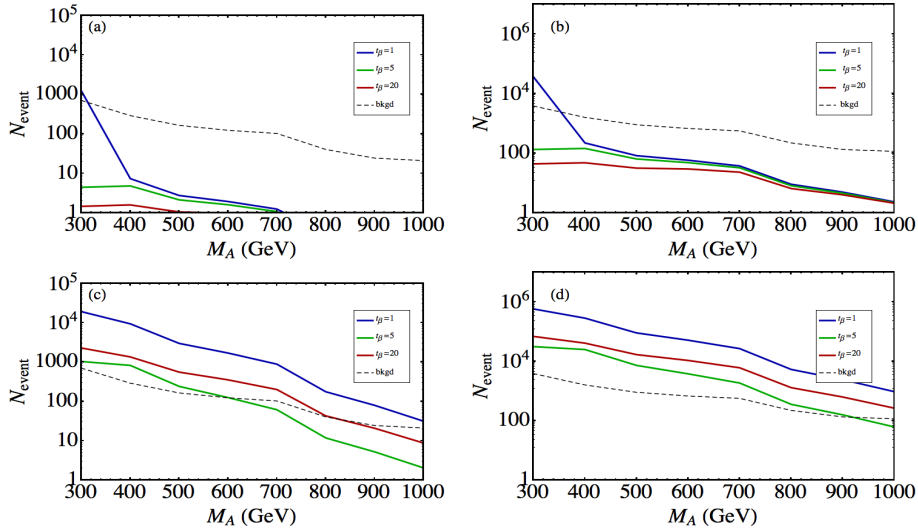


FIG. 10: The number of events for the $pp \rightarrow AX \rightarrow hZ$ signal in the 2HDM-II and the corresponding SM background processes after the jet substructure analysis. Upper left: $M_h = 125$ GeV for $\int \mathcal{L} dt = 100$ fb $^{-1}$. Upper right: $M_h = 125$ GeV for $\int \mathcal{L} dt = 3,000$ fb $^{-1}$. Lower left: $M_h = M_H = 125$ GeV for $\int \mathcal{L} dt = 100$ fb $^{-1}$. Lower right: $M_h = M_H = 125$ GeV for $\int \mathcal{L} dt = 3,000$ fb $^{-1}$. We show samples with $t_\beta = 1$ (blue), $t_\beta = 5$ (green), and $t_\beta = 10$ (red) for each plot. The discovery limit (black dashed curve) of $\max\{5\sqrt{B}, 10\}$ is demonstrated for each plot.

SM background contributions. We optimized the jet cone size R in the C/A jet algorithm so that the Higgs tagging rates in each signal process were maximized compared to the SM background contributions. The cut flows to capture the kinematical features for the signal processes were applied thereafter. In particular, we optimize the p_T cut to the tagged Higgs jets. Based on the analysis, the signal reaches for the $A \rightarrow hZ$ channel were obtained. The mass reach can be generally up to $\sim \mathcal{O}(1)$ TeV for the 2HDM-I with low- t_β inputs at the HL LHC runs. The search mode is mostly interesting in the special $M_h = M_H = 125$ GeV degenerate scenario for the 2HDM-II case, both for the low- t_β and large- t_β regions. However, for the $M_h = 125$ GeV scenario in the 2HDM-II, there exist stringent constraints on the alignment parameter $c_{\beta-\alpha}$ from the current global fit to the 125 GeV Higgs boson signal strengths. Therefore, this decay mode of $A \rightarrow hZ$ is highly suppressed in this case, unless the further results from the LHC measurements of the 125 GeV Higgs boson would modify the constraints significantly.

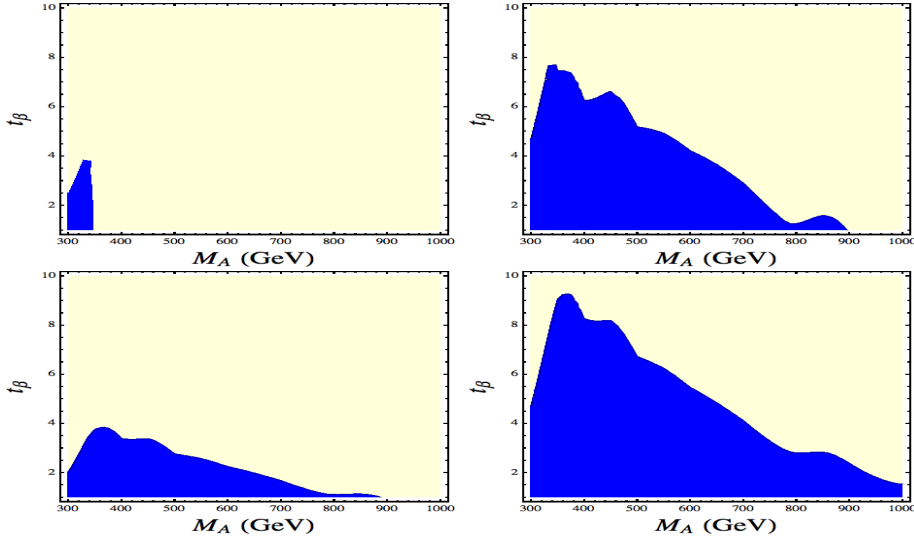


FIG. 11: The signal reaches for the $A \rightarrow hZ$ on the (M_A, t_β) plane for the 2HDM-I case. Upper left: $M_h = 125$ GeV for $\int \mathcal{L} dt = 100 \text{ fb}^{-1}$. Upper right: $M_h = 125$ GeV for $\int \mathcal{L} dt = 3,000 \text{ fb}^{-1}$. Lower left: $M_h = M_H = 125$ GeV for $\int \mathcal{L} dt = 100 \text{ fb}^{-1}$. Lower right: $M_h = M_H = 125$ GeV for $\int \mathcal{L} dt = 3,000 \text{ fb}^{-1}$. Parameter regions of (M_A, t_β) in blue are within the reach for each case.

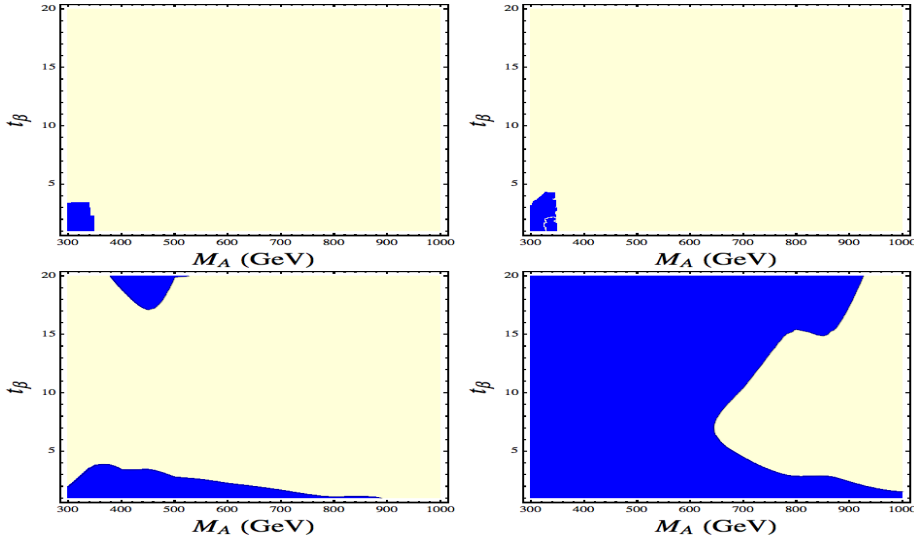


FIG. 12: The signal reaches for the $A \rightarrow hZ$ on the (M_A, t_β) plane for the 2HDM-II case. Upper left: $M_h = 125$ GeV for $\int \mathcal{L} dt = 100 \text{ fb}^{-1}$. Upper right: $M_h = 125$ GeV for $\int \mathcal{L} dt = 3,000 \text{ fb}^{-1}$. Lower left: $M_h = M_H = 125$ GeV for $\int \mathcal{L} dt = 100 \text{ fb}^{-1}$. Lower right: $M_h = M_H = 125$ GeV for $\int \mathcal{L} dt = 3,000 \text{ fb}^{-1}$. Parameter regions of (M_A, t_β) in blue are within the reach for each case.

In more generic context with 2HDM setup as the low-energy description in the scalar sector, this decay mode of $A \rightarrow hZ$ exists. Studies to this decay mode for the CP-odd Higgs boson searches are of general interest in this sense for the future experiments. In particular, the analysis of the boosted Higgs jet from this channel can be similarly applied. As we have shown the sensitivity regions on the (M_A, t_β) plane via this channel, the searches for the $A \rightarrow hZ$ mode can become complementary to the conventional search modes of $A \rightarrow \bar{b}b$ and $A \rightarrow \tau^+\tau^+$.

Acknowledgments

We would like to thank Yun Jiang for useful discussions. This work is partially supported by National Science Foundation of China (under grant No. 11275009, 11335007), the Tsinghua University Talent Fund (under grant No. 543481001), the Australian Research Council (under grant No. CE110001004). NC would like to thank the hospitality of the Center of High Energy Physics (CHEP) of Peking University when part of this work was prepared.

-
- [1] P. W. Higgs, Phys. Lett. **12**, 132 (1964).
 - [2] P. W. Higgs, Phys. Rev. Lett. **13**, 508 (1964).
 - [3] F. Englert and R. Brout, Phys. Rev. Lett. **13**, 321 (1964).
 - [4] M. E. Peskin, arXiv:1207.2516 [hep-ph].
 - [5] A. Djouadi, R. M. Godbole, B. Mellado and K. Mohan, Phys. Lett. B **723**, 307 (2013) [arXiv:1301.4965 [hep-ph]].
 - [6] D. Curtin, R. Essig, S. Gori, P. Jaiswal, A. Katz, T. Liu, Z. Liu and D. McKeen *et al.*, arXiv:1312.4992 [hep-ph].
 - [7] S. Dimopoulos and H. Georgi, Nucl. Phys. B **193**, 150 (1981).
 - [8] Z. Chacko, Y. Nomura, M. Papucci and G. Perez, JHEP **0601**, 126 (2006) [hep-ph/0510273].
 - [9] J. Mrazek, A. Pomarol, R. Rattazzi, M. Redi, J. Serra and A. Wulzer, Nucl. Phys. B **853**, 1 (2011) [arXiv:1105.5403 [hep-ph]].

- [10] G. C. Branco, P. M. Ferreira, L. Lavoura, M. N. Rebelo, M. Sher and J. P. Silva, Phys. Rept. **516**, 1 (2012) [arXiv:1106.0034 [hep-ph]].
- [11] N. Craig and S. Thomas, JHEP **1211**, 083 (2012) [arXiv:1207.4835 [hep-ph]].
- [12] N. Craig, J. A. Evans, R. Gray, C. Kilic, M. Park, S. Somalwar and S. Thomas, JHEP **1302**, 033 (2013) [arXiv:1210.0559 [hep-ph]].
- [13] B. Coleppa, F. Kling and S. Su, arXiv:1305.0002 [hep-ph].
- [14] N. Craig, J. Galloway and S. Thomas, arXiv:1305.2424 [hep-ph].
- [15] B. Coleppa, F. Kling and S. Su, arXiv:1308.6201 [hep-ph].
- [16] M. Carena, I. Low, N. R. Shah and C. E. M. Wagner, arXiv:1310.2248 [hep-ph].
- [17] N. Chen, C. Du, Y. Fang and L. C. L., Phys. Rev. D **89**, 115006 (2014) [arXiv:1312.7212 [hep-ph]].
- [18] J. Baglio, O. Eberhardt, U. Nierste and M. Wiebusch, Phys. Rev. D **90**, 015008 (2014) [arXiv:1403.1264 [hep-ph]].
- [19] B. Coleppa, F. Kling and S. Su, JHEP **1409**, 161 (2014) [arXiv:1404.1922 [hep-ph]].
- [20] B. Dumont, J. F. Gunion, Y. Jiang and S. Kraml, Phys. Rev. D **90**, 035021 (2014) [arXiv:1405.3584 [hep-ph]].
- [21] G. C. Dorsch, S. Huber, K. Mimasu and J. M. No, arXiv:1405.5537 [hep-ph].
- [22] B. Hespel, D. Lopez-Val and E. Vryonidou, JHEP **1409**, 124 (2014) [arXiv:1407.0281 [hep-ph]].
- [23] V. Barger, L. L. Everett, C. B. Jackson, A. D. Peterson and G. Shaughnessy, arXiv:1408.2525 [hep-ph].
- [24] D. Fontes, J. C. Romo and J. P. Silva, arXiv:1408.2534 [hep-ph].
- [25] B. Coleppa, F. Kling and S. Su, arXiv:1408.4119 [hep-ph].
- [26] B. Grzadkowski, O. M. Ogreid and P. Osland, arXiv:1409.7265 [hep-ph].
- [27] J. F. Gunion, Y. Jiang and S. Kraml, Phys. Rev. Lett. **110**, 051801 (2013) [arXiv:1208.1817 [hep-ph]].
- [28] T. Aaltonen *et al.* [CDF and D0 Collaborations], Phys. Rev. D **86**, 091101 (2012) [arXiv:1207.2757 [hep-ex]].
- [29] S. Chatrchyan *et al.* [CMS Collaboration], Phys. Lett. B **722**, 207 (2013) [arXiv:1302.2892 [hep-ex]].
- [30] S. Schael *et al.* [ALEPH and DELPHI and L3 and OPAL and LEP Working Group for Higgs Boson Searches Collaborations], Eur. Phys. J. C **47**, 547 (2006) [hep-ex/0602042].
- [31] V. M. Abazov *et al.* [D0 Collaboration], Phys. Rev. Lett. **101**, 071804 (2008) [arXiv:0805.2491 [hep-ex]].
- [32] T. Aaltonen *et al.* [CDF Collaboration], Phys. Rev. Lett. **103**, 201801 (2009) [arXiv:0906.1014

- [hep-ex]].
- [33] V. M. Abazov *et al.* [D0 Collaboration], Phys. Lett. B **710**, 569 (2012) [arXiv:1112.5431 [hep-ex]].
 - [34] S. Chatrchyan *et al.* [CMS Collaboration], Phys. Lett. B **713**, 68 (2012) [arXiv:1202.4083 [hep-ex]].
 - [35] G. Aad *et al.* [ATLAS Collaboration], JHEP **1302**, 095 (2013) [arXiv:1211.6956 [hep-ex]].
 - [36] G. Aad *et al.* [ATLAS Collaboration], arXiv:1409.6064 [hep-ex].
 - [37] CMS Collaboration [CMS Collaboration], CMS-PAS-HIG-13-025.
 - [38] J. M. Butterworth, A. R. Davison, M. Rubin and G. P. Salam, Phys. Rev. Lett. **100**, 242001 (2008) [arXiv:0802.2470 [hep-ph]].
 - [39] J. M. Butterworth, A. R. Davison, M. Rubin and G. P. Salam, arXiv:0810.0409 [hep-ph].
 - [40] M. Carena, P. Draper, S. Heinemeyer, T. Liu, C. E. M. Wagner and G. Weiglein, Phys. Rev. D **83**, 055007 (2011) [arXiv:1011.5304 [hep-ph]].
 - [41] S. Yang and Q. S. Yan, JHEP **1202**, 074 (2012) [arXiv:1111.4530 [hep-ph]].
 - [42] Z. Kang, J. Li, T. Li, D. Liu and J. Shu, Phys. Rev. D **88**, no. 1, 015006 (2013) [arXiv:1301.0453 [hep-ph]].
 - [43] T. Plehn, G. P. Salam and M. Spannowsky, Phys. Rev. Lett. **104**, 111801 (2010) [arXiv:0910.5472 [hep-ph]].
 - [44] R. Godbole, D. J. Miller, K. Mohan and C. D. White, Phys. Lett. B **730**, 275 (2014) [arXiv:1306.2573 [hep-ph]].
 - [45] R. M. Godbole, D. J. Miller, K. A. Mohan and C. D. White, arXiv:1409.5449 [hep-ph].
 - [46] Y. L. Dokshitzer, G. D. Leder, S. Moretti and B. R. Webber, JHEP **9708**, 001 (1997) [hep-ph/9707323].
 - [47] M. Wobisch and T. Wengler, In *Hamburg 1998/1999, Monte Carlo generators for HERA physics* 270-279 [hep-ph/9907280].
 - [48] V. Barger, L. L. Everett, H. E. Logan and G. Shaughnessy, Phys. Rev. D **88**, no. 11, 115003 (2013) [arXiv:1308.0052 [hep-ph]].
 - [49] A. Djouadi, Phys. Rept. **457**, 1 (2008) [hep-ph/0503172].
 - [50] A. Djouadi, Phys. Rept. **459**, 1 (2008) [hep-ph/0503173].
 - [51] R. V. Harlander, S. Liebler and H. Mantler, Comput. Phys. Commun. **184**, 1605 (2013) [arXiv:1212.3249 [hep-ph]].
 - [52] D. Eriksson, J. Rathsmann and O. Stal, Comput. Phys. Commun. **181**, 189 (2010) [arXiv:0902.0851 [hep-ph]].
 - [53] V. Ahrens, A. Ferroglia, M. Neubert, B. D. Pecjak and L. L. Yang, Phys. Lett. B **703**, 135 (2011)

- [arXiv:1105.5824 [hep-ph]].
- [54] F. Febres Cordero, L. Reina and D. Wackerroth, *Phys. Rev. D* **80**, 034015 (2009) [arXiv:0906.1923 [hep-ph]].
- [55] S. Dittmaier *et al.* [LHC Higgs Cross Section Working Group Collaboration], arXiv:1101.0593 [hep-ph].
- [56] J. M. Campbell, R. K. Ellis and C. Williams, *JHEP* **1107**, 018 (2011) [arXiv:1105.0020 [hep-ph]].
- [57] [ATLAS Collaboration], ATLAS-CONF-2013-079.
- [58] [ATLAS Collaboration], ATLAS-CONF-2012-097.
- [59] [ATLAS Collaboration], ATLAS-CONF-2012-040.
- [60] N. D. Christensen and C. Duhr, *Comput. Phys. Commun.* **180**, 1614 (2009) [arXiv:0806.4194 [hep-ph]].
- [61] J. Alwall, R. Frederix, S. Frixione, V. Hirschi, F. Maltoni, O. Mattelaer, H.-S. Shao and T. Stelzer *et al.*, *JHEP* **1407**, 079 (2014) [arXiv:1405.0301 [hep-ph]].
- [62] T. Sjostrand, S. Mrenna and P. Z. Skands, *JHEP* **0605**, 026 (2006) [hep-ph/0603175].
- [63] J. de Favereau, C. Delaere, P. Demin, A. Giammanco, V. Lematre, A. Mertens and M. Selvaggi, arXiv:1307.6346 [hep-ex].
- [64] M. Cacciari, G. P. Salam and G. Soyez, *Eur. Phys. J. C* **72**, 1896 (2012) [arXiv:1111.6097 [hep-ph]].