



The Complexity of DC-Switching Problems

Karsten Lehmann^{1,2} Alban Grastien^{1,2} Pascal Van Hentenryck^{2,1}

Abstract: This report provides a comprehensive complexity study of line switching in the Linear DC model for the feasibility problem and the optimization problems of maximizing the load that can served (maximum switching flow, MSF) and minimizing generation cost (optimal transmission switching, OTS). Our results show that these problems are NP-complete and that there is no fully polynomial-time approximation scheme for planar networks with a maximum-node degree of 3. Additionally, we demonstrate that the problems are still NP-hard if we restrict the network structure to cacti with a maximum degree of 3. We also show that the optimization problems can not be approximated within any constant factor.

¹ Optimisation Research Group, National ICT Australia, Canberra Laboratory

² Artificial Intelligence Group, Australian National University

`first.last@nicta.com.au`

Submitted:

Published:

Copyright © 2014 NICTA

ISSN: 1833-9646-ZZZZ

Contents

1	Introduction	2
2	Definitions	3
2.1	Linear DC network	3
2.2	Power Flow Equations	4
2.3	The Switching Problems	4
2.4	Examples and Graphical Representation:	5
2.5	Notional Conventions	5
3	Relationship between the Switching Problems	6
4	Cacti Networks	6
5	N-level Tree Networks	8
6	Approximation Complexity	10
7	Planar Networks	13

1 Introduction

In this report we use the commonly accepted Linear DC power network model and consider reconfiguration via *line switching* for the optimization problems: maximizing the load served (maximum switching flow, MSF) and minimizing the total generation costs (optimal transmission switching flow, OTS). Contained within both problems is the feasibility problem (FEAS), deciding whether a given demand can be satisfied. We refer to these problems as the *switching problems*. Line switching means physically disconnecting two buses that were previously connected (or vice versa, connecting two previously disconnected buses).

The report provides the proof that the MSF and the OTS problem can not be approximated within any constant factor. Real world power networks are not arbitrary graphs: for instance, their maximum bus degree is limited and they are (almost) planar networks, hence the class of real world power networks could still be easy to solve. Consequently, we study the complexity of the switching problems for the class of planar graphs with a maximum degree of 3. We establish the result that the feasibility problem is strongly NP-hard for planar graphs with a maximum degree of 3.

For tree networks, the switching problems are easy because the complexity is driven by cycles. In the absence of cycles, there are no cyclic dependencies on the phase angles. Hence they can be chosen in such a way as to match any optimal solution of the traditional max flow. Cacti are an obvious relaxation of trees. They allow for cycles but every line can only put constraints on at most one cycle. The switching problem for cacti is NP-hard.

N-level Tree networks are another possible relaxation of trees. An n-level Tree network is an LDC network based on a tree where there is one generator at the root and loads at the leaves. Lines that are not part of the tree can only be added between buses on the

same tree level where the level is less or equal to n and only such that the resulting graph is planar. This network structure is motivated by the disaster management application. After the destruction of many power lines, it is easier to first repair lines such that we obtain a tree structure. Then we can start restoring additional lines. We show that the MSF and the OTS problem for 2-level tree networks is NP-hard.

Table 1 presents an overview of the results contained in this document. The number 3 after cacti and planar stands for “with maximum degree of 3”. Note that the feasibility problem is a sub-problem of MSF and OTS. It should be noted that the complexity results we present use unrealistic network parameters for simplicity. The values can all be scaled to be realistic without influencing the results.

problem	graph structure	loads	generators	complexity	reference
FEAS	cacti3	*	*	NP-hard	Theorem 1
MSF	cacti3	*	*	NP-hard	Lemma 1
OTS	cacti3	*	*	NP-hard	Lemma 2
MSF	2-level tree	*	1	NP-hard	Theorem 2
OTS	2-level tree	*	1	NP-hard	Lemma 2
FEAS	planar3	1	1	strongly NP-hard	Theorem 1
MSF	planar3	1	1	strongly NP-hard	Lemma 1
OTS	planar3	1	1	strongly NP-hard	Lemma 2
MSF	arbitrary	2	2	non-APX	Theorem 3
OTS	arbitrary	1	*	non-APX	Theorem 4

Table 1: Result Overview

2 Definitions

This section presents the network model, the power flow equations and defines the switching problems this report is concerned with.

2.1 Linear DC network

In this report we use the *Linear DC (LDC) model* of electrical power networks [SR70]. The LDC model is a linearization of the nonlinear steady-state electrical power flow equations (Alternating Current Model) and is widely used in practice. It assumes that all voltage magnitudes are one in the per-unit system and ignores reactive power and resistance which are small relative to real power and reactance during normal operations. What is left is the susceptance (a physical parameter of networks)¹, the capacity and the phase angles of the voltages. The flow that is transmitted by a line is the product of the phase angle difference between its two ends and the susceptance.

Definition 1. Let N be a set. Given the set $A = \{(\{i, j\}, s, b) \mid i, j \in N; s \in \mathbb{R}^+; b \in \mathbb{R}^+\}$ we define $\mathcal{E}(N) := \{T \subseteq A \mid \forall (\{i, j\}, s_1, b_1), (\{i, j\}, s_2, b_2) \in T : s_1 = s_2, b_1 = b_2\}$.

¹Susceptance is a negative value but when used to calculate the flow it is multiplied by -1 . For readability, we omit the -1 and make the susceptance a positive value.

Definition 2. A Linear DC network (*LDC network*) is a tuple $\mathcal{N} = (N, E, \underline{L}, \bar{L}, \bar{G}, c)$ where N is the set of buses; $E \in \mathcal{E}(N)$ is the set of lines; $\underline{L} : N \rightarrow \mathbb{R}^+$, $\bar{L} : N \rightarrow \mathbb{R}^+$ are the minimum and maximum demand; $\bar{G} : N \rightarrow \mathbb{R}^+$ is the maximum generation; and $c : N \rightarrow \mathbb{R}^+$ are the generation costs.

2.2 Power Flow Equations

We now introduce the notations and equations pertaining to LDC network power flows. The following definitions assume a fixed LDC network $\mathcal{N} = (N, E, \underline{L}, \bar{L}, \bar{G}, c)$. The value of the function $\Theta : N \rightarrow \mathbb{R}$, Θ_i is the *phase angle* at bus i . Moreover the *generation* and *load* at a bus are given by functions $G : N \rightarrow \mathbb{R}^+$ and $L : N \rightarrow \mathbb{R}^+$. The directed version of the set of lines is denoted by $\hat{E} := \{(i, j, s, b), (j, i, s, b) \mid (\{i, j\}, s, b) \in E\}$. We write $[ij]_s^b$ for a line from i to/between j with susceptance b and capacity s .

The *flow* on a line is given by $p : \hat{E} \rightarrow \mathbb{R}$.

The LDC network model imposes two sets of constraints: Kirchhoff's conservation law and the LDC network power law. Kirchhoff's conservation law states that the power that enters a bus equals the power that leaves this bus. The LDC network power law binds together the power flow, the phase angle and the susceptance of a line. A feasible solution is a tuple (E', Θ, G, L) that satisfies both laws and the generation and load bounds where E' is the set of switched off lines.

Definition 3. Given the tuple (E', Θ, G, L) we define a flow p via $\forall [ij]_s^b \in \hat{E}' : p_{[ij]} := b(\Theta_j - \Theta_i)$. We call (E', Θ, G, L) feasible solution if

- $E' \subseteq E$;
- $\forall [ij]_s^b \in \hat{E} \setminus \hat{E}' : |p_{[ij]}| \leq s$;
- $\forall i \in N : \underline{L}_i \leq L_i \leq \bar{L}_i$;
- $\forall i \in N : 0 \leq G_i \leq \bar{G}_i$;
- $\forall i \in N : \sum_{[ij] \in \hat{E} \setminus \hat{E}'} p_{[ij]} = G_i - L_i$.

The set of all feasible solutions is denoted with $\mathcal{T}_{\mathcal{N}}$.

2.3 The Switching Problems

This report presents complexity results for three types of problems: minimizing generation dispatch; maximizing the served demand; and the question of whether or not a given demand can be satisfied. In all three cases we consider that lines can be switched off.

Definition 4. Let \mathcal{N} be an LDC network. The maximum switching flow (*MSF*) is defined as

$$\mathcal{MSF}(\mathcal{N}) := \max_{(E', \Theta, G, L) \in \mathcal{T}_{\mathcal{N}}} \sum_{i \in N} L_i.$$

The optimal transmission switching flow (OTS) is defined by

$$OTS(\mathcal{N}) := \min_{(E', \Theta, G, L) \in \mathcal{T}_{\mathcal{N}}} \sum_{i \in \mathcal{N}} c_i G_i.$$

The feasibility problem $FEAS(\mathcal{N})$ is to decide whether or not $\mathcal{T}_{\mathcal{N}} \neq \emptyset$.

To establish our complexity results, we define a decision version of our optimization problems.

Definition 5. Given an $x \in \mathbb{R}^+$. The MSF (resp. OTS) problem is the problem of deciding if $MSF(\mathcal{N}) \geq x$ (resp. $OTS(\mathcal{N}) \leq x$).

2.4 Examples and Graphical Representation:

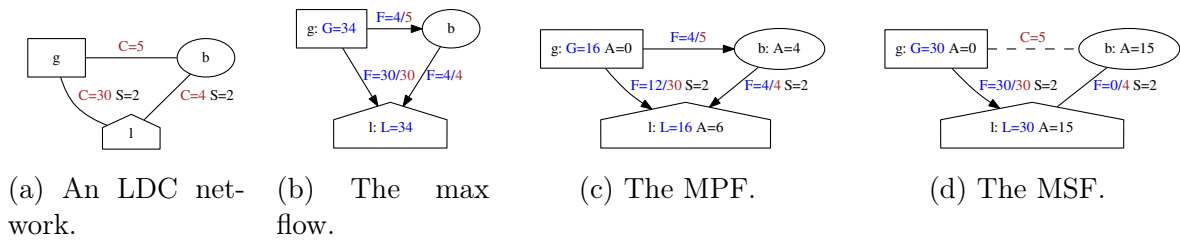


Figure 1: Examples for MPF and MSF.

Figure 1 introduces our graphical representations for LDC networks along with examples for the maximum potential flow (MPF) and MSF. The MPF is the MSF without the switching. We omit the susceptance and/or capacity of a line when its value is 1. Figure 1a shows an LDC network where g is a generator (box), l is a load (house) and b is a normal bus (sphere). It is easy to see that the traditional max flow for this network is 34 whereas in the LDC model, we only can supply 16 as shown in Figure 1c because the congestion of the line $[bl]_1^4$ constrains the phase angle (written as $A =$ in the buses) between g and l . However, by switching the line $[gb]_1^5$, we can improve the maximum generation to 30 as shown in Figure 1d.

2.5 Notional Conventions

For all the following proofs we set the convention that any value for any of the functions \underline{L} , \bar{L} , \bar{G} , c , Θ , G and L that is not specifically defined is 0. When defining networks we do not specify the costs c if they are not of interest. Whenever we write that a bound is infinite, we mean that having a bound does not matter to make the proof work. The reader can assume that the actual value is sufficiently large to not influence the result of the proof.

3 Relationship between the Switching Problems

In this section we present the results that the feasibility problem is a sub-problem for the MSF problem; and the MSF problem is a sub-problem of the OTS problem. Hence every feasibility problem result does also apply for OTS and MSF.

Lemma 1. *Let $\mathcal{N} = (N, E, \underline{L}, \bar{L}, \bar{G})$ be a LDC network. Then we have $\mathcal{MSF}(\mathcal{N}) \geq \sum_{i \in N} \underline{L}_i \iff \mathcal{T}_{\mathcal{N}} \neq \emptyset$.*

Proof. If there is a feasible solution then we can satisfy the minimum demand on every bus and hence $\mathcal{MSF}(\mathcal{N}) \geq \sum_{i \in N} \underline{L}_i$. On the other hand, the MSF can only be $\mathcal{MSF}(\mathcal{N}) \geq \sum_{i \in N} \underline{L}_i$ if there exists a feasible solution because otherwise there is no flow possible at all. \square

We can encode every MSF problem into an OTS problem such that they have the same network structure. Let us assume that no load has a generator. This is done as follows. We set the costs of every generator to 0 and fix the demand. Then we place a generator with cost 1 at every load. These generators get a maximum generation equal to the difference between the maximum and the minimum demand. That way we pay a cost of 1 for every 1 demand we can not satisfy via the original generators. This encoding implies that any hardness result for MSF is also true for the OTS. However it does not apply to approximation results.

Lemma 2. *Let $\mathcal{N} = (N, E, \underline{L}, \bar{L}, \bar{G})$ be a LDC network network with $\bar{G}_i > 0 \implies \bar{L}_i = 0$ and $\bar{L}_i > 0 \implies \bar{G}_i = 0$. We define $\mathcal{N}' = (N, E, \underline{L}', \bar{L}, \bar{G}', c)$ with $\underline{L}'_i := \bar{L}_i$; $\bar{L}_i > 0 \implies \bar{G}'_i := \bar{L}_i - \underline{L}_i$, $c_i := 1$. We have $\sum_{i \in N} \bar{L}_i - \mathcal{MSF}(\mathcal{N}) = \mathcal{OTS}(\mathcal{N}')$.*

4 Cacti Networks

In this section we present the result that the feasibility problem for cacti networks with a maximum degree of 3 is NP-hard. To show this result, we first provide a type of network called *choice network* that allows us to encode decisions.

Definition 6 (choice network, SCN). *Let $x \in \mathbb{R}^+$. The choice network for x with connector v is the LDC network $SCN_{x,v} := (N, E, \underline{L}, \bar{L}, \bar{G}, c)$ define with $N := \{g, l, v\}$; $E := \{[gl]_{2x}^1, [gv]_x^1, [vl]_x^1\}$; $\underline{L}_l := \bar{L}_l := 3x$ $\bar{G}_g := 3x$. Let $SCN_{x,v}^+$ be the version of $SCN_{x,v}$ where v is an unbounded generator, $\bar{L}_v = \infty$. and $SCN_{x,v}^-$ be the version of $SCN_{x,v}$ where v is an unbounded load, $\underline{L}_v = 0$ and $\bar{L}_v = \infty$.*

Figure 2 shows a choice network and two solutions. Figure 3 states that the choice network $SCN_{x,v}^+$ has two (significantly different) feasible solutions; the solutions presented in Figure 2 are optimal and the only ones possible (w.r.t. phase angle offsets); and that whenever the bus v acts as a load then there is no feasible solution.

Lemma 3. *Let $x \in \mathbb{R}^+$ and $SCN_{x,v}$ be the SCN. We have*

$$\{(E', \Theta, G, L) \in \mathcal{T}_{SCN_{x,v}^-} \mid L_v > 0\} = \emptyset; \quad (1)$$

$$\{G_v \mid (E', \Theta, G, L) \in \mathcal{T}_{SCN_{x,v}^+}\} = \{0, x\}. \quad (2)$$

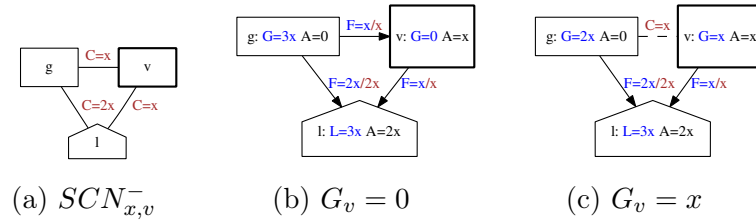


Figure 2: The choice network.

Proof. Let (E', Θ, G, L) be a feasible solution of $SCN_{x,v}^+$ or $SCN_{x,v}^-$. W.l.o.g. we assume that $\Theta_l = 2x$. The load has two lines with a total capacity of $3x$ and a demand of $3x$. Hence we can derive that all lines from l must be congested and can therefore not be switched in any feasible solution. This implies flows $p_{gl} = 2x$ and $p_{vl} = x$ and phase angles $\Theta_g = 0$ and $\Theta_v = x$.

Let us assume that $E' = \emptyset$. The phase angles imply a flow of x from g to v . Kirchhoff's conservation law at v is $p_{vg} + p_{vl} = -x + x = 0 = G_v - L_v$. Hence if v is a generator or a load it can neither generate nor consume power.

Let us assume that $E' = \{[gl]\}$. Kirchhoff's conservation law at v is $p_{vl} = x = G_v - L_v$. In order to fulfil this equation v must be a generator with a generation of x . \square

Using choice networks we can show that cacti networks are NP-hard.

Theorem 1. *The feasibility problem for cacti networks with a maximum degree of 3 is NP-hard.*

Proof. The proof is done by reduction from the *Subset sum problem*. Given a finite set $M \subset \mathbb{N}$ and a $w \in \mathbb{N}$: the Subset sum problem is to decide whether there is a $V \subseteq M$ such that $\sum_{x \in V} x = w$. If such a subset exists then we call the problem (M, w) *solvable*.

Let (M, w) be an instance of the Subset sum problem with $M = \{x_1, \dots, x_n\}$. To encode the problem we use the network $\mathcal{N}_{*}^{M,w} := (N, E, \underline{L}, \overline{L}, \overline{G})$ where $N := \{g, l, x_0\} \cup \bigcup_{1 \leq i \leq n} \{v_i, x_i\}$ $E := \{[gl]_{2+w}^1, [gv_0]_{w+1}^1, [v_0l]_1^1\} \cup \bigcup_{0 \leq i < n} \{[x_i x_{i+1}]_w^1, [x_{i+1} v_{i+1}]_{\infty}^1\}$; $\overline{G}_g = 2+w$; $\underline{L}_l := \overline{L}_l := 3+w$; We define $\mathcal{N}_{M,w} := \mathcal{N}_{*}^{M,w} + \sum_{1 \leq i \leq n} SCN_{x_i, v_i}$ and we have:

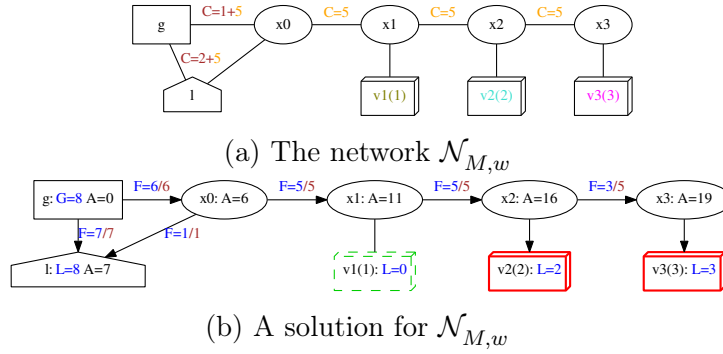
$$\mathcal{T}_{\mathcal{N}_{M,w}} \neq \emptyset \iff (M, w) \text{ is solvable.}$$

Figure 3 shows an example encoding for $(M, w) = (\{1, 2, 3\}, 5)$ where the SCN_{x_i, v_i} presented as black boxes.

It is easy to see that this reduction is polynomial and because the networks $SCN_{x,v}$ are cacti, that the network $\mathcal{N}_{M,w}$ is a cactus.

Case 1: $\mathcal{T}_{\mathcal{N}_{M,w}} \neq \emptyset \implies (M, w)$ is solvable. Let (E', Θ, G, L) be a feasible solution of $\mathcal{N}_{M,w}$. The sum of capacities of all lines connected to l is $3+w$. Hence, to satisfy the demand of $3+w$ all lines have to be congested. This implies phase angle differences $\Theta_g - \Theta_l = w+2$ and $\Theta_{x_0} - \Theta_l = 1$.

Assume that the line $[gx_0]$ is switched, so $[gx_0] \in E'$. Because there is a flow of 1 on the line $[x_0l]$ there has to be a flow of 1 coming from one of the choice networks. If we regard the choice networks as black boxes then Lemma 1 from Lemma 3 implies

Figure 3: Example for $(M, w) = (\{1, 2, 3\}, 5)$

that none of the choice networks can act as a generator. Hence we have a contradiction. That implies that the line $[gx_0]$ is not switched. For its flow we have $p_{[x_0g]} = \Theta_g - \Theta_{x_0} = \Theta_g - \Theta_l - (\Theta_{x_0} - \Theta_l) = w + 2 - 1 = w + 1$. Because there is a flow of 1 going from x_0 to l there is a flow of w going towards the choice networks. Lemma 2 implies that in order to satisfy the demand of the choice networks the buses v_i ($i > 1$) have to consume either 0 or x_i . We call a choice network which consumes x *active*. Let $V := \{x \in M \mid SCN_{x_i, v_i} \text{ is active}\}$. Because (E', Θ, G, L) is a feasible solution we know that all Kirchhoff's conservation laws are satisfied and hence the choice networks have to consume the flow of w coming from x_0 . Therefore we have $\sum_{x \in V} = w$.

Case 2: $\mathcal{T}_{\mathcal{N}_{M,w}} \neq \emptyset \iff (M, w)$ is solvable. Let $V \subseteq M$ with $\sum_{x \in V} = w$. Our observations above imply that by activating all choice networks SCN_{x_i, v_i} with $x_i \in V$ we get a feasible solution. \square

Cacti networks are simpler than real power networks. From the results of this section, we conclude that the switching problem are also hard for real world power networks.

5 N-level Tree Networks

N-level Tree networks are a possible relaxation of trees. In this section we show that the MSF problem for 2-level tree networks are NP-hard. Lemma 2 then implies that this result is also true for the OTS problem. An n-level Tree network is an LDC network based on a tree where there is one generator at the root and loads at the leaves. Lines that are not part of the tree can only be added between buses on the same tree level where the level is less or equal to n and only such that the resulting graph is planar. This network structure is motivated by the disaster management application. After the destruction of many power lines, it is easier to first repair lines such that we obtain a tree structure. Then we can start restoring additional lines.

Definition 7 (n-level Tree network). *Let $n \in \mathbb{N}$. An n-level Tree network is an LDC network iff there exists a sub-network T that is a Tree such that: all leaves of T are loads; there is only one generator at the root node of T and there is a total order on the children of every node (which implies a total order on all nodes in one level) such that every node of the same tree level can only be connected to its neighbours in the total order on all nodes of the same level.*

Theorem 2. *The MSF problem for 2-level Tree networks is NP-hard.*

Proof. We prove this reduction from a version of the *subset sum* problem. Given an instance (M, w) , let $m := 1 + \sum_{x \in M} x$ and $M = \{a_2, \dots, a_n\}$. We use a_i to represent a value from M as well as a symbol corresponding to that value. The network $\mathcal{N}^{M,w}$ is defined by $\mathcal{N}_{M,w} := (N, E, \underline{L}, \overline{L}, \overline{G})$ with $N := \{g\} \cup \{l_i \mid 1 \leq i \leq n+1\} \cup \{g_1, g_{n+1}, t, a_1, a_{n+1}\} \cup M$; $E := \bigcup_{1 \leq i \leq n} \{[pa_i]_{a_i}^{\frac{a_i}{i}}, [a_i l_i]_{a_i}^1, [a_{i-1} a_i]_m^m\} \cup \{[gg_1]_{m+1}^{2m+2}, [g_1 a_1]_{m+1}^{2m+2}, [a_1 l_1]_1^1, [gt]_w^w, [gg_{n+1}]_1^{\frac{2}{n+1}}, [g_{n+1} a_{n+1}]_1^{\frac{2}{n+1}}, [a_{n+1} l_{n+1}]_{m+1}^1, [a_n a_{n+1}]_m^m\}$; $\overline{G}_y = \infty$; $\forall 1 \leq i \leq n+1 : \overline{L}_{l_i} := a_i$. We have

$$\text{MSF}(\mathcal{N}_{M,w}) = m + 2 + w \iff (M, w) \text{ is solvable.}$$

An example encoding for $(M, w) = (\{2, 1, 3\}, 5)$ can be found in Figure 2. It is easy

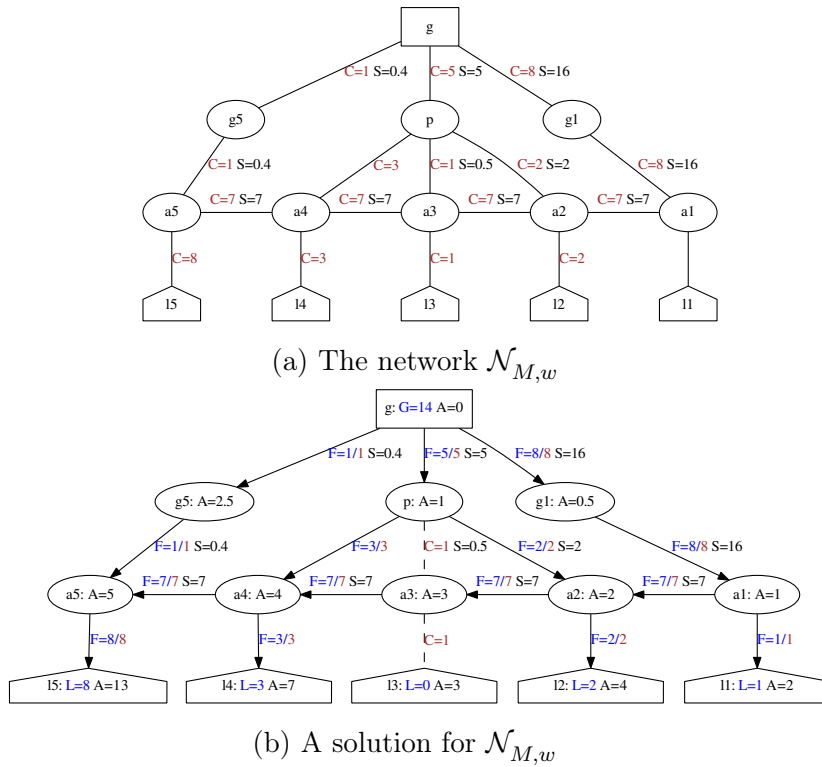


Figure 4: Example for $(M, w) = (\{2, 1, 3\}, 5)$

to see that $\mathcal{N}_{M,w}$ is a 2-level Tree network.

Case 1: $\text{MSF}(\mathcal{N}_{M,w}) = m + 2 + w \implies (M, w)$ is solvable. Let (E', Θ, G, L) be an optimal solution of the MSF. W.l.o.g. let $\Theta_g = 0$. Since the max flow is $m + 2 + w$ we know that the lines $[gg_1]$, $[g_1 a_1]$, $[gg_{n+1}]$, $[g_{n+1} a_{n+1}]$ and $[gt]$ are congested and therefore $\Theta_{a_1} = \Theta_t = 1$ and $\Theta_{a_{n+1}} = \frac{2^{n+1}}{2} = n + 1$. This implies that we have at least $m + 2$ incoming power at the bus a_1 . Since the other two lines have in sum a capacity of $m + 2$ we know that they are congested. Therefore, we obtain $\Theta_{a_2} = 2$. For the bus a_n we know that the phase angle can not be bigger than n because that would overload the line $[ta_i]_{a_i}^{\frac{a_i}{i}}$. However, if the phase angle is smaller than n , then the line $[a_n a_{n+1}]_m^m$ is overloaded. Therefore, $\Theta_{a_n} = n$. We can apply similar arguments to a_{n-1} to have a phase

angle of $n - 1$. Overall, we derive that $\forall 1 \leq i \leq n : \Theta_{a_i} = i$. Hence, the lines $[a_{i-1}a_i]_m^m$ for $1 \leq i \leq n + 1$ must be congested. They also cannot be in E' since their flow m is greater than the sum of elements of M and therefore the sum of power we can send to the loads l_i and can get from the buses a_i with $1 \leq i \leq n$.

We define $V := \{a_i \in M \mid [ta_i] \notin E'\}$. We know that the incoming power at bus t is w , t respects Kirchhoff's conservation law and that all lines $[ta_i] \notin E'$ are congested. Therefore $\sum_{x \in M} x = w$.

Case 2: (M, w) is solvable $\implies \text{MSF}(\mathcal{N}_{M,w}) = m + 2 + w$. Let V be a solution of (M, w) . We define phase angle Θ with $\Theta_g := 0, \Theta_{g_1} := \frac{1}{2}, \Theta_{g_{n+1}} := \frac{n+1}{2}, \Theta_{a_i} := i, \Theta_{l_1} := 2, \Theta_{l_{n+1}} := n + 2 + m$ and $\forall 1 \leq i \leq n :$

$$\Theta_{l_i} := \begin{cases} i + a_i & \text{if } a_i \in V \\ i & \text{otherwise.} \end{cases}$$

We also define $E' := \{[ta_i] \in E \mid a_i \notin V\}$. Since the sum of all elements of V is w , we know that with this definition t respects Kirchhoff's conservation law and it is easy to see that all other buses do the same. This definition also implies a flow of $m + 2 + w$ which is the MSF because all lines of the generator are congested. \square

6 Approximation Complexity

This section presents the proof that the MSF and the OTS problem can not be approximated within any constant factor (they are non-APX). First we present a reduction of the Longest Path problem to the MSF problem such that every approximation algorithm for the MSF would imply an approximation result for Longest Path. This reduction implies that the switching problem can not be approximated in polynomial time within any constant factor. The Longest Path problem is: given two buses a and b in a graph, find a path that starts in a , ends in b and visits every bus at most once and is maximal in terms of the number of buses visited. It is known that for all $\epsilon > 0$, it is not possible to approximate Longest Path to within a factor of $2^{(\log n)^{1-\epsilon}}$ unless NP is contained within quasi-polynomial deterministic time [KMR97].

Theorem 3. *It is not possible to approximate the MSF problem within a factor of $2^{(\log n)^{1-\epsilon}}$ unless NP is contained within quasi-polynomial deterministic time.*

Proof. The proof is done by reduction from the $a - b$ Longest Path problem. Given a graph $G = (N_h, E_h)$ with $N_h = \{v_1, \dots, v_n\}$, $a = v_1$ and $b = v_n$.

Let $\mathcal{N}_G = (N, E, \underline{L}, \bar{L}, \bar{G})$ with $N := N_h \cup \{g, l, g', l'\}$; $\bar{G}_g := \bar{G}_{g'} := \infty$; $\bar{L}_l := \bar{L}_{l'} := \infty$; $\underline{L}_l := 3$; $E := \{[cd]_1^1 \mid [cd] \in E_h\} \cup \{[ga]_1^1, [bl]_1^1, [gl]_{\frac{1}{n+1}}^1, [g'l']_n^n, [g'l]_1^1, [l'l]_1^1\}$.

Before we present the formal proof, we outline the idea. It holds that for every ϵ -approximation algorithm for the MSF problem and every $1 > \theta > 0$ there is an $\epsilon\theta$ -approximation algorithm for the Longest Path problem. The connection between Longest Path and the MSF of \mathcal{N}_G is as follows. The line $[g'l']$ is the line that delivers the majority of power in this network. To maximize its flow, we have to maximize the phase angle difference between g' and l' . The phase angle difference is limited by the path from g'

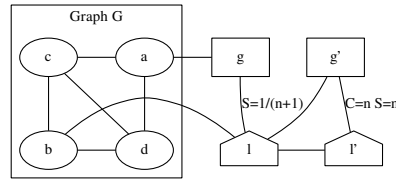


Figure 5: Example for \mathcal{N}_G with $G = (\{a, b, c, d\}, \{[a]_c^b, [a]_d^b, [b]_c^b, [b]_d^b, [c]_d^b\})$.

through l to l' . The load l has minimum demand of 3. This demand has to be satisfied by power coming from g and g' . The phase angle difference is the bigger the less power we have to deliver from g' to l . To maximize the flow along the line $[gl]$ we have to maximize the phase angle difference between g and l . Switching off lines in G allows to increase the phase angle difference. It is maximal when switching off lines in G results in a sub-graph that is a Longest Path. Any ϵ -approximation for the MSF would produce a switching in G . Using the phase angle difference between g and l we can derive a lower bound for the Longest Path.

The minimum demand at l implies

$$3 \leq p_{gl} + p_{bl} + p_{g'l} + p_{vl}. \quad (3)$$

Hence $p_{gl} + p_{bl} \geq 1$.

Let us assume that $p_{gl} + p_{bl} = 1$. This implies that $[g'l]$ and $[l'l]$ have to be congested. That implies that the phase angles of g' and l' are the same and therefore there is no flow on $[g'l]$. Hence Kirchhoff's Junction law will be violated at l' . Therefore we can assume that $p_{gl} + p_{bl} > 1$. This implies that the line $[gl]$ will never be switched and that there is always a path from g to l via the lines of the graph G .

In every feasible solution, the switching of lines G will create a subgraph $W = (N_h, E_W)$ with $E_W \subseteq E_h$. Our observations above prove that there is at least one path p from a to b in W . Let t be the length of p . In the following we show upper bounds on the generation of g and g' depending on t .

The DC power law implies that every line in that graph allows for a maximum phase angle difference of 1. Therefore, the maximum phase angle difference between g and l with respect to p is bounded by $t + 2$, so $\Theta_g - \Theta_l \leq t + 2$. This implies

$$p_{gl} \leq \frac{t + 2}{n + 1} \quad (4)$$

and since the line $[bl]$ has a capacity of 1 we have

$$G_g \leq 1 + \frac{t + 2}{n + 1}. \quad (5)$$

We can achieve equality, if and only if W contains only one path from a to b .

Given the capacities of p_{bl} and $p_{g'l}$ are 1 and Equation 3 we have

$$-p_{vl} \leq p_{gl} + p_{bl} + p_{g'l} - 3 \leq p_{gl} - 1. \quad (6)$$

Kirchhoff's Conservation Law for the triangle l, g', l' is $p_{g'l} = \frac{p_{g'l'}}{n} + p_{l'l}$ which together with Equation 6 and Equation 4 implies

$$p_{g'l'} = n(p_{g'l} - p_{l'l}) \leq np_{gl} \leq n \frac{t+2}{n+1}. \quad (7)$$

Finally, we have

$$G_{g'} = p_{g'l} + p_{g'l'} \leq 1 + n \frac{t+2}{n+1} \quad (8)$$

where we can achieve equality if and only if $p_{bl} = 1$.

Combining Equation 5 and Equation 8 shows that

$$G_g + G_{g'} \leq 3 + t \quad (9)$$

and we have equality if and only if W consists of one path only. The later implies that $\mathcal{MSF}(\mathcal{N}_G) = 3 + t_G$ where t_G is the length of a longest path in G .

Let $1 > \epsilon > 0$ and lets assume that we have an ϵ -approximation algorithm A for $\mathcal{MSF}(\mathcal{N}_G)$ that provides us with a feasible solution and its total generation $A(\mathcal{N}_G)$ such that

$$\epsilon(3 + t_G) = \epsilon \mathcal{MSF}(\mathcal{N}_G) \leq A(\mathcal{N}_G) \leq \mathcal{MSF}(\mathcal{N}_G).$$

Let t be the length an arbitrary path from a to b through G in the solution of A that we can find in polynomial time (for example the shortest path). Equation 9 implies that $\epsilon(3 + t_G) \leq A(\mathcal{N}_G) \leq 3 + t$ and hence

$$\epsilon t_G - 3 \leq \epsilon t_G - 3(1 - \epsilon) \leq t.$$

This shows that for every ϵ -approximation algorithm for the MSF problem and every $1 > \theta > 0$ there is an $\epsilon\theta$ -approximation algorithm for the longest path problem. \square

It follows a reduction from the minimum 3-dimensional assignment to the OTS problem.

Theorem 4. *The OTS problem is non-APX.*

Proof. The proof uses a reduction or the *Minimum 3-Dimensional Assignment* which is non-APX [COS96]. Given three sets X, Y, W and a cost function $d : X \times Y \times W \rightarrow \mathbb{N}$. An assignment is a set $A \subseteq X \times Y \times W$ such that every element of $X \cup Y \cup W$ belongs to exactly one triple in A . The cost of an assignment A is $\sum_{t \in A} d(t)$. The minimum 3-dimensional assignment is defined an assignment with minimum cost and we set $M3DA(X, Y, W, d)$ to be the costs of an optimal assignment.

Let (X, Y, W, d) be an instance of the minimum 3-dimensional assignment problem and let l be a symbol that is not in $X \cup Y \cup W$. To simplify notations we define $T := X \times Y \times W$; $R := X \cup Y \cup W$ and for $t \in T$ and $r \in R$ the notation $r \in t$ represents $t = (x, y, w)$ and $r \in \{x, y, w\}$. We define the network $\mathcal{N}_{X,Y,W,d} := (N, E, \underline{L}, \bar{L}, \bar{G}, c)$ with $N := \{l\} \cup R \cup \{t, t_g, t_d \mid t \in T\}$; $\forall t \in T : \bar{G}_t := 3, \bar{G}_{t_g} := 5, c_t := \frac{d(t)}{3}, c_{t_g} := 0$; $\underline{L}_l := \bar{L}_l := 3|T| + |R|$; and $E := \bigcup_{r \in R} \{[rl]_1^1\} \cup \bigcup_{t \in T} (\{[tt_g]_3^1, [tl]_5^1, [td]_3^1\} \cup \bigcup_{r \in t} \{[tdr]_1^1\})$.

We are going to show that $\mathcal{OTS}(\mathcal{N}_{X,Y,W,d}) = M3DA(X, Y, W, d)$. This is done by showing that for every assignment there is a feasible solution and for every feasible solution there is an assignment such that the costs are the same.

Let A be an assignment. We define (E', Θ, G, L) with $E' := \{[tt_d] \mid t \notin A\}$; $\Theta_l := 5$; $L_l := 3|T| + |R|$; $\forall r \in R : \Theta_r := 4$; $\forall t \in T : \Theta_t := 0, \Theta_{t_g} := -5, \Theta_{t_d} := 3, G_{t_g} := 5$; $\forall t \in A : G_t := 3$. This definition satisfies all generation, load and flow bounds. Because A is an assignment we know that every $r \in R$ is connected to exactly one $t \in T$. Hence Kirchhoff's conservation law at r is satisfied. This shows that (E', Θ, G, L) is a feasible solution. The cost of this solution is $\sum_{t \in T} (0G_{t_g} + \frac{d(t)}{3}G_t) = \sum_{t \in A} d(t)$ which is equal to the cost of the assignment.

Let (E', Θ, G, L) be a feasible solution. We define $A := \{t \in T \mid [tt_d] \notin E' \text{ and } \exists r \in t : [rt_d] \notin E'\}$ and show that A is an assignment. To satisfy the demand, all lines of l have to be congested and can not be switched off. Hence every $r \in R$ has an implicit demand of 1 and must therefore be connected to some t_d which has a connection to t . Assume there is an $r \in R$ with $t, t' \in A$, $t \neq t'$, $r \in t$ and $r \in t'$. Because $t \in A$ we know that the lines $[tt_d]$ and $[rt_d]$ are not switched. The congestion of $[tl]$ and $[rl]$ implies $\Theta_r - \Theta_l = 1$ and $\Theta_t - \Theta_l = 5$. Given these phase angle differences, the capacities of $[tt_d]$ and $[rt_d]$ allow only the solution $\Theta_r - \Theta_{t_d} = 1$ for the phase angle solution between r and t_d . This implies a flow of 1 from t_d to r . Similarly we can derive that there is a flow of 1 from t'_d to r . Because the line $[rl]$ has a capacity of 1, the extra flow of 1 must go to some other \hat{t} via \hat{t}_d with $r \in \hat{t}$. However, because all lines of l are congested we know that $\Theta_r - \Theta_{\hat{t}} > 0$ and hence no flow can go in that direction. This shows that the assumption $r \in t$ and $r \in t'$ leads to a contradiction and hence A is an assignment. Every bus $t \notin A$ can satisfy its implicit demand from the line $[tl]$ via the generator in t_g for no costs. Hence $\mathcal{OTS}(\mathcal{N}_{X,Y,W,d}) = \sum_{t \in A} d(t)$. \square

7 Planar Networks

In this section we show the complexity result that the feasibility problem is strongly NP-hard for planar networks with a maximum degree of 3. For a given graph G , let \mathcal{N}_G be as defined in the proof of Theorem 3. We set \mathcal{N}_G^h to be the same network where g', l' and all their lines are removed. \mathcal{N}_G^h provides an encoding of the Hamilton Path problem via the switching problem (without minimum demand). One can use a very similar proof as in Theorem 3 to show that $\mathcal{MSF}(\mathcal{N}_G^h) = 2$ iff G has a Hamiltonian Path. The Hamiltonian circuit problem is strongly NP-complete even for planar and cubic graphs [GJT76] and the generalization to the Hamiltonian Path problem is trivial. Hence we can derive the following result.

Corollary 1. *The feasibility problem for planar networks with a max degree of 3 is strongly NP-hard.*

References

- [COS96] Yves Crama, Alwin G Oerlemans, and Frits CR Spijksma. *Approximation algorithms for three-dimensional assignment problems with triangle inequalities*. Springer, 1996.

- [GJT76] M.R. Garey, D.S. Johnson, and R.E. Tarjan. The planar hamiltonian circuit problem is NP-complete. *SIAM Journal on Computing*, 5(4):704–714, 1976.
- [KMR97] D. Karger, R. Motwani, and G. Ramkumar. On approximating the longest path in a graph. *Algorithmica*, 18(1):82–98, 1997.
- [SR70] F.C. Schweppe and D.B. Rom. Power system static-state estimation, part ii: Approximate model. *Power Apparatus and Systems, IEEE transactions on*, (1):125–130, 1970.