

Morphing Schnyder drawings of planar triangulations

Fidel Barrera-Cruz, Penny Haxell, and Anna Lubiw

University of Waterloo, Waterloo, Canada
{fbarrera, pehaxell, alubiw}@uwaterloo.ca

Abstract. We consider the problem of morphing between two planar drawings of the same triangulated graph, maintaining straight-line planarity. A paper in SODA 2013 gave a morph that consists of $O(n^2)$ steps where each step is a linear morph that moves each of the n vertices in a straight line at uniform speed [1]. However, their method imitates edge contractions so the grid size of the intermediate drawings is not bounded and the morphs are not good for visualization purposes. Using Schnyder embeddings, we are able to morph in $O(n^2)$ linear morphing steps and improve the grid size to $O(n) \times O(n)$ for a significant class of drawings of triangulations, namely the class of weighted Schnyder drawings. The morphs are visually attractive. Our method involves implementing the basic “flip” operations of Schnyder woods as linear morphs.

Keywords: algorithms, computational geometry, graph theory

1 Introduction

Given a triangulation on n vertices and two straight-line planar drawings of it, Γ and Γ' , that have the same unbounded face, it is possible to morph from Γ to Γ' while preserving straight-line planarity. This was proved by Cairns in 1944 [8]. Cairns’s proof is algorithmic but requires exponentially many steps, where each step is a *linear morph* that moves every vertex in a straight line at uniform speed. Floater and Gotsman [16] gave a polynomial time algorithm using Tutte’s graph drawing algorithm [23], but their morph is not composed of linear morphs so the trajectories of the vertices are more complicated, and there are no guarantees on how close vertices and edges may become. Recently, Alamdari et al. [1] gave a polynomial time algorithm based on Cairns’s approach that uses $O(n^2)$ linear morphs, and this has now been improved to $O(n)$ by Angelini et al. [2]. The main idea is to contract (or almost contract) edges. With this approach, perturbing vertices to prevent coincidence is already challenging, and perturbing to keep them on a nice grid seems impossible.

In this paper we propose a new approach to morphing based on Schnyder drawings. We give a planarity-preserving morph that is composed of $O(n^2)$ linear morphs and for which the vertices of each of the $O(n^2)$ intermediate drawings are on a $6n \times 6n$ grid. Our algorithm works for *weighted Schnyder drawings* which are obtained from a Schnyder wood together with an assignment of positive

weights to the interior faces. A Schnyder wood (see Section 2) is a special type of partition (colouring) and orientation of the edges of a planar triangulation into three rooted directed trees. Schnyder [19,20] used them to obtain straight-line planar drawings of triangulations in an $O(n) \times O(n)$ grid. To do this he defined barycentric coordinates for each vertex in terms of the number of faces in certain regions of the Schnyder wood. Dhandapani [9] noted that assigning any positive weights to the faces still gives straight-line planar drawings. We call these *weighted Schnyder drawings*—they are the drawings on which our morphing algorithm works.

Two weighted Schnyder drawings may differ in weights and in the Schnyder wood. We address these separately: we show that changing weights corresponds to a single planar linear morph; altering the Schnyder wood is more significant.

The set of Schnyder woods of a given planar triangulation forms a distributive lattice [7,13,18] possibly of exponential size [14]. The basic operation for traversing this lattice is a “flip” that reverses a cyclically oriented triangle and changes colours appropriately. It is known that the flip distance between two Schnyder woods in the lattice is $O(n^2)$ (see Section 2). Therefore, to morph between two Schnyder drawings in $O(n^2)$ steps, it suffices to show how a flip can be realized via a constant number of planar linear morphs. We show that flipping a facial triangle corresponds to a single planar linear morph, and that a flip of a separating triangle can be realized by three planar linear morphs.

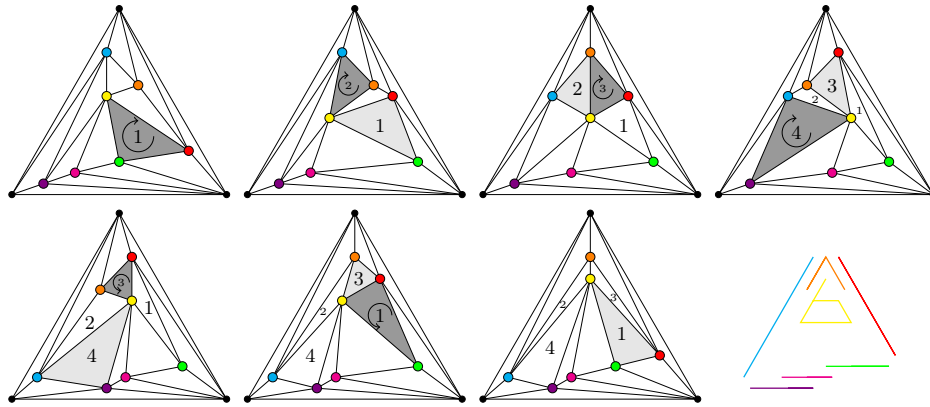


Fig. 1. A sequence of triangle flips, counterclockwise along the top row and clockwise along the bottom row. In each drawing the triangle to be flipped is darkly shaded, and the one most recently flipped is lightly shaded. The linear morph from each drawing to the next one is planar. Vertex trajectories are shown bottom right.

There is hope that our method will give good visualizations for morphing. See Figure 1 and the larger example in Figure 2. Further examples can be found in [4]. Note that the trajectories followed by vertices in a facial flip are always parallel to one of the three exterior edges. Our intermediate drawings lie on a $6n \times 6n$

grid where vertices are at least distance 1 apart and face areas are at least $\frac{1}{2}$. Comparing to visualization properties of previous methods, the edge-contraction method of Alamdari et al. [1] is not good for visualization purposes—at the end of the recursion, the whole graph has contracted to a triangle. The method of Floater and Gotsman [16] gives good visualizations, based on experiments and heuristic improvements developed by Shurazhsky and Gotsman [21]. However, their method suffers the same drawbacks as Tutte’s graph drawing method, namely that vertices and edges may come very close together.

Not all straight-line planar triangulations are weighted Schnyder drawings, but we can recognize those that are in polynomial time (see Section 8). The problem of extending our result to all straight-line planar triangulations remains open. There is partial progress in the first author’s thesis [3].

This paper is structured as follows. Section 2 contains the relevant background on Schnyder woods. Section 3 contains the precise statement of our main result, and the general outline of the proof. In Section 4 we show that changing face weights corresponds to a linear morph. Flips of facial triangles are handled in Section 5 and flips of separating triangles are handled in Section 6. In Section 7 we explore which drawings are weighted Schnyder drawings.

1.1 Definitions and notation

Consider two drawings Γ and Γ' of a planar triangulation T . A *morph* between Γ and Γ' is a continuous family of drawings of T , $\{\Gamma^t\}_{t \in [0,1]}$, such that $\Gamma^0 = \Gamma$ and $\Gamma^1 = \Gamma'$. We say a face xyz *collapses* during the morph $\{\Gamma^t\}_{t \in [0,1]}$ if there is $t \in (0, 1)$ such that x, y and z are collinear in Γ^t . We call a morph between Γ and Γ' *planar* if Γ^t is a planar drawing of T for all $t \in [0, 1]$. Note that a morph is planar if and only if no face collapses during the morph. We call a morph *linear* if each vertex moves from its position in Γ^0 to its position in Γ^1 along a line segment and at constant speed. Note that each vertex may have a different speed. We denote such a linear morph by $\langle \Gamma^0, \Gamma^1 \rangle$.

Throughout the paper we deal with a planar triangulation T with a distinguished exterior face with vertices a_1, a_2, a_3 in clockwise order. The set of interior faces is denoted $\mathcal{F}(T)$. A 3-cycle C whose removal disconnects T is called a *separating triangle*, and in this case we define $T|_C$ to be the triangulation formed by vertices inside C together with C as the exterior face, and we define $T \setminus C$ to be the triangulation obtained from T by deleting the vertices inside C .

2 Schnyder woods and their properties

A *Schnyder wood* of a planar triangulation T with exterior vertices a_1, a_2, a_3 is an assignment of directions and colours 1, 2, and 3 to the interior edges of T such that the following two conditions hold (see Figure 3).

- (D1) Each interior vertex has three outgoing edges and they have colours 1, 2, 3 in clockwise order. All incoming edges in colour i appear between the two outgoing edges of colours $i - 1$ and $i + 1$ (index arithmetic modulo 3).

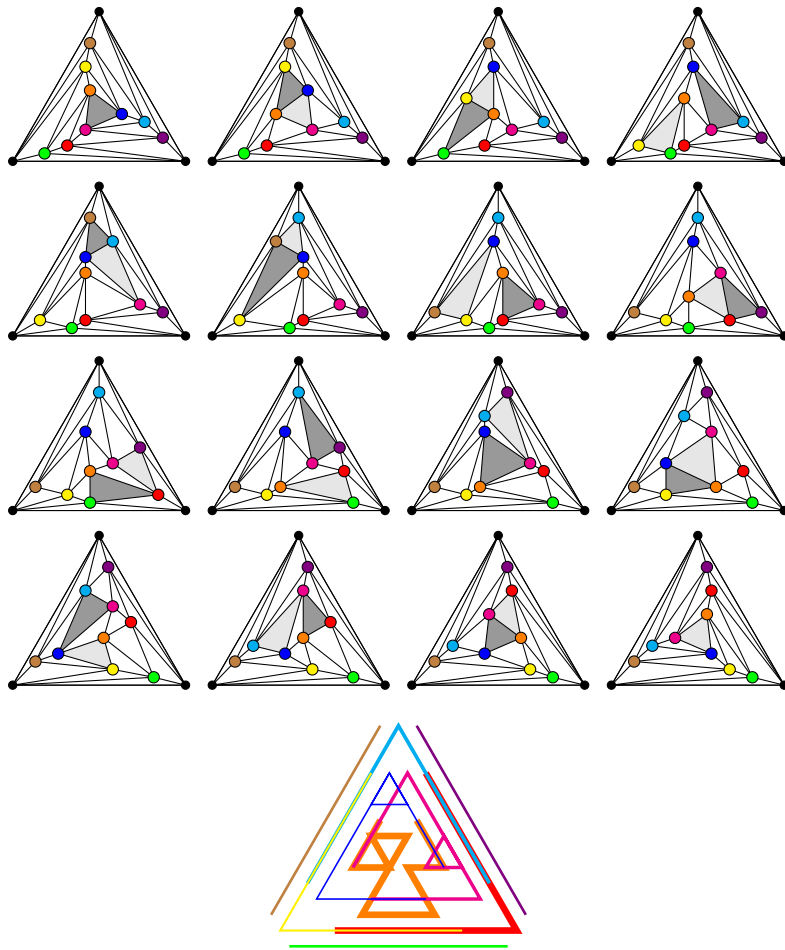


Fig. 2. A sequence of triangle flips. In each drawing the triangle to be flipped is darkly shaded, and the one most recently flipped is lightly shaded. The linear morph from each drawing to the next one is planar. At the bottom we illustrate the piecewise linear trajectories followed by vertices during the sequence of flips.

(D2) At the exterior vertex a_i , all the interior edges are incoming and of colour i .

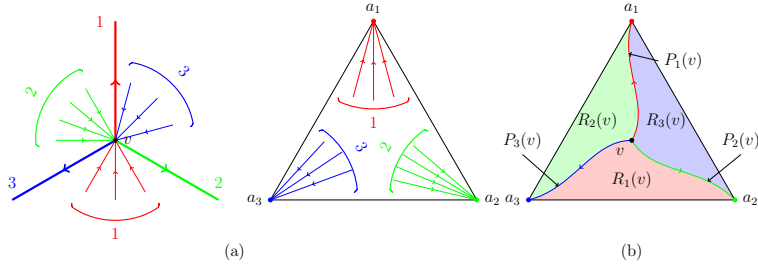


Fig. 3. (a) Conditions (D1) and (D2) for a Schnyder wood. (b) The paths and regions for vertex v . Throughout, we use red, green, blue for colours 1, 2, 3, respectively.

The following basic concepts and properties are due to Schnyder [20]. For any Schnyder wood the edges of colour i form a tree T_i rooted at a_i . The path from internal vertex v to a_i in T_i is denoted $P_i(v)$.

(P) If T_i^- denotes the tree in colour i with all arcs reversed, then $T_{i-1}^- \cup T_i \cup T_{i+1}^-$ contains no directed cycle. In particular, any two outgoing paths from a vertex v have no vertex in common, except for v , i.e., $P_i(v) \cap P_j(v) = \{v\}$ for $i \neq j$.

The *descendants* of vertex v in T_i , denoted $D_i(v)$, are the vertices that have paths to v in T_i . For any interior vertex v the three paths $P_i(v)$, $i = 1, 2, 3$ partition the triangulation into three regions $R_i(v)$, $i = 1, 2, 3$, where $R_i(v)$ is bounded by $P_{i+1}(v)$, $P_{i-1}(v)$ and $a_{i+1}a_{i-1}$. Schnyder proved that every triangulation T has a Schnyder wood and that a planar drawing of T can be obtained from coordinates that count faces inside regions:

Theorem 1 (Schnyder [19,20]). *Let T be a planar triangulation on n vertices equipped with a Schnyder wood S . Consider the map $f : V(T) \rightarrow \mathbb{R}^3$, where $f(a_i) = (2n-5)e_i$, where e_i denotes the i -th standard basis vector in \mathbb{R}^3 , and for each interior vertex v , $f(v) = (v_1, v_2, v_3)$, where v_i denotes the number of faces contained inside region $R_i(v)$. Then f defines a straight-line planar drawing.*

Dhandapani [9] noted that the above result generalizes to weighted faces. A *weight distribution* \mathbf{w} is a function that assigns a positive weight to each internal face such that the weights sum to $2n - 5$. For any weight distribution the i -th coordinate v_i of vertex v is defined as:

$$v_i = \sum \{\mathbf{w}(f) : f \in R_i(v)\}. \quad (1)$$

Theorem 1 still holds if we use coordinates as defined (1). We call the resulting straight-line planar drawing the *weighted Schnyder drawing* obtained from \mathbf{w} and S .

Some useful properties of weighted Schnyder drawings are stated next.

- (R1) Let T be a planar triangulation and let S be a Schnyder wood of T . Then, for any edge $uv \in E(T)$ and any $w \in V \setminus \{u, v\}$, there is $k \in \{1, 2, 3\}$ so that $u, v \in R_k(w)$. Consequently, in the corresponding weighted Schnyder drawing we have $u_k, v_k < w_k$.
- (R2) The interiors of $R_1(x)$, $R_2(z)$ and $R_3(y)$ are pairwise disjoint.
- (R3) $D_1(x) \setminus \{x\}$ is contained in the interior of $R_1(x)$ and similarly for y and z . Consequently $D_1(x)$, $D_2(z)$ and $D_3(y)$ are pairwise disjoint.

2.1 Triangle flips

In this section we describe results of Brehm [7], Ossona De Mendez [18], and Felsner [13] on the flip operation that can be used to convert any Schnyder wood to any other. Let S be a Schnyder wood of planar triangulation T . A flip operates on a cyclically oriented triangle C of T . Lemma 3 below gives a property of such cyclically oriented triangles. Before that we need the following lemma about separating triangles.

Lemma 2. *If C is a separating triangle, then the restriction of S to the interior edges of $T|_C$ is a Schnyder wood of $T|_C$.*

Proof. It is clear that the interior vertex property is satisfied in $T|_C$. We are just left to show the exterior vertex property. We may assume that C is cyclically oriented in counterclockwise order, say $C = b_1, b_2, b_3$. The case where C is clockwise will follow from a similar argument. We show that all interior edges of $T|_C$ at b_1 are incoming and have the same colour, the argument for b_2 and b_3 is analogous. Suppose, by contradiction, that there is an interior edge of $T|_C$ in S having colour i that is outgoing from b_1 . Assume (b_1, b_2) has colour j in S , clearly $j \neq i$. Since $P_i(b_1)$ ends at the exterior vertex a_i it must leave C through b_2 or b_3 . Clearly $b_2 \notin P_i(b_1)$, otherwise this would contradict property (P) for $P_i(b_1)$ and $P_j(b_1)$. Let j' be the colour of (b_3, b_1) and suppose $b_3 \in P_i(b_1)$. Clearly $j' \neq i$. We can now see that $T_i^- \cup T_{j'}^-$ contains a cycle, which contradicts property (P). Therefore all interior edges of $T|_C$ at b_1 are incoming. Furthermore, these edges must be of the same colour or else, by the vertex property, there would be an outgoing edge towards the interior of C . To conclude the proof we show that the colours of interior edges of $T|_C$ at b_1 , b_2 and b_3 appear in the same cyclic order as the colours of the interior edges incident to the exterior vertices a_1 , a_2 and a_3 . Let v be an interior vertex of $T|_C$ and suppose, without loss of generality, that $P_i(v)$ uses b_1 . By property (P) it follows that $P_{i+1}(v)$ and $P_{i-1}(v)$ leave through b_3 and b_2 respectively, otherwise, by the vertex property we would have that $P_{i+1}(v)$ and $P_{i-1}(v)$ would cross, contradicting (P). This concludes the proof. \square

Lemma 3. *Let T be a planar triangulation and let S be a Schnyder wood of T . If S has a triangle C at which the edges are oriented cyclically, then C has an edge of each colour in S . Furthermore, if C is oriented counterclockwise then the edges along the cycle have colours i , $i - 1$ and $i + 1$ respectively.*

Proof. Let $C = b_1b_2b_3$ and suppose the arcs forming C are $\alpha_1 = (b_1, b_2)$, $\alpha_2 = (b_2, b_3)$ and $\alpha_3 = (b_3, b_1)$. By property (P) not all arcs have the same colour. If two of the arcs share colour i , say α_1 and α_2 , and α_3 has colour j , then $T_i^- \cup T_j^-$ contains a cycle, which contradicts property (P). Therefore the colours of α_1 , α_2 and α_3 are pairwise distinct. Now, let us assume that C is oriented counterclockwise. Suppose without loss of generality that α_1 has colour i . It suffices to show that α_2 has colour $i - 1$ and by rotational symmetry the result will follow. Suppose, by contradiction that α_2 has colour $i + 1$. If C is a facial triangle, then this contradicts the vertex property at vertex b_2 , since an incoming arc in colour i cannot be followed in clockwise order by an outgoing arc in colour $i + 1$. Now, if C is a separating triangle, then there are two interior edges of $T|_C$ that are outgoing from b_2 , and this contradicts Lemma 2. Therefore α_2 must have colour $i - 1$. The result now follows. \square

Let C be a cyclically oriented triangle in T . By Lemma 3, we may assume that $C = xyz$ oriented counterclockwise with edges xy, yz, zx of colour 1, 3, 2 respectively. A *clockwise flip* of C alters the colours and orientations of S as follows:

1. Edges on the cycle are reversed and colours change from i to $i - 1$. See triangle xyz in Figure 5.
2. Any interior edge of $T|_C$ remains with the same orientation and changes colour from i to $i + 1$. See edges incident to b in Figure 7.

Other edges are unchanged. The reverse operation is a *counterclockwise flip*, which Brehm calls a *flop*. Brehm [7, p. 44] proves that a flip yields another Schnyder wood. Consider the graph with a vertex for each Schnyder wood of T and a directed edge (S, S') when S' can be obtained from S by a clockwise flip. This graph forms a distributive lattice [7,13,18]. Ignoring edge directions, the distance between two Schnyder woods in this graph is called their *flip distance*. We now work towards proving that such flip distance is in fact $O(n^2)$, where n is the number of vertices of the planar triangulation.

A triangle in a Schnyder wood S is called *flippable* if it is cyclically oriented counterclockwise. *Floppable* triangles are triangles whose edges are cyclically oriented clockwise. Let C be a flippable triangle in S and denote by S^C the Schnyder wood obtained from flipping C in S . We say C_1, C_2, \dots, C_k is a flip sequence if C_1 is flippable in $S_1 := S$, and C_i is flippable in S_i with $S_{i+1} := S_i^{C_i}$ for $1 \leq i \leq k - 1$. Note that if C_1, \dots, C_k defines a flip sequence, then C_k, \dots, C_1 defines a flop sequence. In a 4-connected planar triangulation T the flippable triangles are precisely the cyclically oriented faces of T .

The following result of Brehm will allow us to derive an upper bound for the length of a maximal flip sequence in any planar triangulation.

Proposition 4 (Brehm [7, p. 15]). *Let T be a 4-connected planar triangulation, let S be a Schnyder wood of T and let f be an interior face of T . If there is a flip sequence that contains f at least twice, then between any two flips of f , all the faces adjacent to f must be flipped.*

Let us observe that any maximal flip sequence starting at an arbitrary Schnyder wood ends at the unique Schnyder wood containing no flippable face. In fact we can derive the following bound, as suggested in [7, p. 15].

Theorem 5. *Let T be a 4-connected planar triangulation on n vertices with exterior face f^* . The length of any flip sequence F is bounded by the sum of the distances in the dual of T to f^* , that is,*

$$|F| \leq \sum_{f \in \mathcal{F}(T)} d(f, f^*) = O(n^2).$$

Furthermore, any maximal flip sequence terminates at \mathcal{L} , the Schnyder wood containing no flippable triangles.

Proof. Observe that any face adjacent to the exterior face cannot be flipped. By Proposition 4 it follows that the number of times a face f can be flipped is bounded by the distance from f to the exterior face f^* . Therefore the length of any flip sequence is $O(n^2)$, as claimed. Clearly any maximal flip sequence terminates at the Schnyder wood containing no flippable face. \square

A 4-connected block of a graph G is a maximal 4-connected induced subgraph of G . If G_1, \dots, G_k denote the 4-connected blocks of a graph G then we say that they define a *decomposition of G into 4-connected blocks*. One more result that will be useful is the following.

Theorem 6 (Brehm [7, p. 37]). *Consider a planar triangulation T . Let T_1, \dots, T_k be a decomposition of T into 4-connected blocks. Then any flip sequence in S can be obtained by concatenating flip sequences S_1, S_2, \dots, S_k , where each S_i is flip sequence in T_i .*

We now prove that the flip distance between any two Schnyder woods of a planar triangulation on n vertices is $O(n^2)$. We have attributed the following result to Brehm [7], but he does not state it as a single result. It helps to read Miracle et al. [17] and Eppstein et al. [10].

Lemma 7. *In a planar triangulation on n vertices the flip distance between any two Schnyder woods is $O(n^2)$, and a flip sequence of that length can be found in linear time per flip.*

Proof. We begin by showing that the length of a maximal flip sequence is $O(n^2)$. Let T be a planar triangulation on n vertices. Consider a decomposition of T into 4-connected blocks T_1, \dots, T_k . Denote by n_i the number of interior vertices of T_i , $1 \leq i \leq k$. Therefore we have $3 + \sum_{i=1}^k n_i = n$. Observe that the length of a maximal flip sequence in the lattice of Schnyder woods of T_i is $O(n_i^2)$ from Theorem 5. By Theorem 6 the length of a maximal flip sequence in the lattice of Schnyder woods of T is $O(\sum_{i=1}^k n_i^2)$. We now have the following standard claim.

Claim. The value of $\sum_{i=1}^k n_i^2$ subject to $\sum_{i=1}^k n_i = n - 3$ and $n_i \geq 0$, is maximized when exactly one of the n_i is equal to $n - 3$ and all others are zero.

Proof of claim. Suppose at least two terms are non zero say $0 < n_1 \leq n_2$. Let us show how to increase the value of the sum.

$$\begin{aligned} (n_1 - 1)^2 + (n_2 + 1)^2 + \sum_{i=3}^k n_i^2 &= 2(n_2 - n_1 + 1) + \sum_{i=1}^k n_i^2 \\ &> \sum_{i=1}^k n_i^2. \end{aligned}$$

So the claim holds.

A consequence of the claim is that $O(\sum_{i=1}^k n_i^2) = O(n^2)$ and therefore the length of a maximal flip sequence in the lattice of Schnyder woods of T is $O(n^2)$.

Now, since any maximal flip sequence terminates at the Schnyder wood \mathcal{L} that contains no flippable triangle, this yields a walk through \mathcal{L} of length $O(n^2)$ between any two Schnyder woods S and S' .

Finally we prove that the flip sequence can be found in linear time per flip. If Schnyder woods S and S' differ by a flip, we can obtain S' from S by reversing $O(1)$ arcs and by updating the colour of $O(n)$ arcs. The result now follows. \square

3 Main result

Theorem 8. *Let T be a planar triangulation and let S and S' be two Schnyder woods of T . Let Γ and Γ' be weighted Schnyder drawings of T obtained from S and S' together with some weight distributions. There exists a sequence of straight-line planar drawings of T $\Gamma = \Gamma_0, \dots, \Gamma_{k+1} = \Gamma'$ such that k is $O(n^2)$, the linear morph $\langle \Gamma_i, \Gamma_{i+1} \rangle$ is planar, $0 \leq i \leq k$, and the vertices of each Γ_i , $1 \leq i \leq k$, lie in a $(6n - 15) \times (6n - 15)$ grid. Furthermore, these drawings can be obtained in polynomial time.*

We now describe how the results in the upcoming sections prove the theorem. Lemma 9 (Section 4) proves that if we perform a linear morph between two weighted Schnyder drawings that differ only in their weight distribution then planarity is preserved. Thus, we may take Γ_1 and Γ_k to be the drawings obtained from the uniform weight distribution on S and S' respectively. By Schnyder's Theorem 1 these drawings lie on a $(2n - 5) \times (2n - 5)$ grid and we can scale them up to our larger grid. By Lemma 7 (Section 2) there is a sequence of k flips, $k \in O(n^2)$, that converts S to S' . Therefore it suffices to show that each flip in the sequence can be realized via a planar morph composed of a constant number of linear morphs. In Theorem 12 (Section 5) we prove that if we perform a linear morph between two weighted Schnyder drawings that differ only by a flip of a face then planarity is preserved. In Theorem 16 (Section 6) we prove that if two Schnyder drawings with the same uniform weight distribution differ by a flip of a separating triangle then there is a planar morph between them composed of three linear morphs. The intermediate drawings involve altered weight distributions (here Lemma 9 is used again), and lie on a grid of the required size. Putting

these results together gives the final sequence $\Gamma_0, \dots, \Gamma_{k+1}$. All the intermediate drawings lie in a $(6n - 15) \times (6n - 15)$ grid and each of them can be obtained in $O(n)$ time from the previous one. This completes the proof of Theorem 8 modulo the proofs in the following sections.

4 Morphing to change weight distributions

In this section we give the first ingredient of our main result. We consider two weighted Schnyder drawings Γ and Γ' that differ only in their weight distributions, i.e., Γ and Γ' are obtained from the same graph with the same Schnyder wood but with different weight distributions. (Recall that weight distributions were defined in Section 2.) In the following result we show that the linear morph from Γ to Γ' preserves planarity.

Lemma 9. *Let T be a planar triangulation and let S be a Schnyder wood of T . Consider two weight distributions \mathbf{w} and \mathbf{w}' on the faces of T , and denote by Γ and Γ' the weighted Schnyder drawings of T obtained from \mathbf{w} and \mathbf{w}' respectively. Then the linear morph $\langle \Gamma, \Gamma' \rangle$ is planar.*

Proof. Consider the family of functions $\{\mathbf{w}^t\}_{t \in [0,1]}$, defined by $\mathbf{w}^t(f) = (1 - t)\mathbf{w}(f) + t\mathbf{w}'(f)$. Note that for every $t \in [0, 1]$, the function \mathbf{w}^t is a weight distribution since $\mathbf{w}^t(f)$ is positive for all f and $\sum_f \mathbf{w}^t(f) = 2n - 5$. By Dhandapani [9] each \mathbf{w}^t yields a planar drawing. This family of drawings defines a planar morph from Γ to Γ' . To conclude the proof we only need to show that this morph is linear. The position of vertex x at time t is $x^t = (x_1^t, x_2^t, x_3^t)$ where $x_i^t = \sum_{f \in R_i(x)} \mathbf{w}^t(f)$. Note that $x^t = (1 - t)x^0 + tx^1$, so the result now follows. \square

5 Morphing to flip a facial triangle

In this section we prove that the linear morph from one Schnyder drawing to another one, obtained by flipping a cyclically oriented face and keeping the same weight distribution, preserves planarity. This is Theorem 12 below. See Figure 4. We begin by showing how the regions for each vertex change during such a flip and then we use this to show how the coordinates change.

Let S and S' be Schnyder woods of triangulation T that differ by a flip on face xyz oriented counterclockwise in S with (x, y) of colour 1. Let (v_1, v_2, v_3) and (v'_1, v'_2, v'_3) be the coordinates of vertex v in the weighted Schnyder drawings from S and S' respectively with respect to weight distribution \mathbf{w} . For an interior edge pq of T , let $\Delta_i(pq)$ be the set of faces in the region bounded by pq and the paths $P_i(p)$ and $P_i(q)$ in S , and define $\delta_i(pq)$ to be the weight of that region, i.e., $\delta_i(pq) = \sum_{f \in \Delta_i(pq)} \mathbf{w}(f)$. We use notation $P_i(v)$, $R_i(v)$, and $D_i(v)$ as defined in Section 2 and $\Delta_i(pq)$ as above and add primes to denote the corresponding structures in S' .

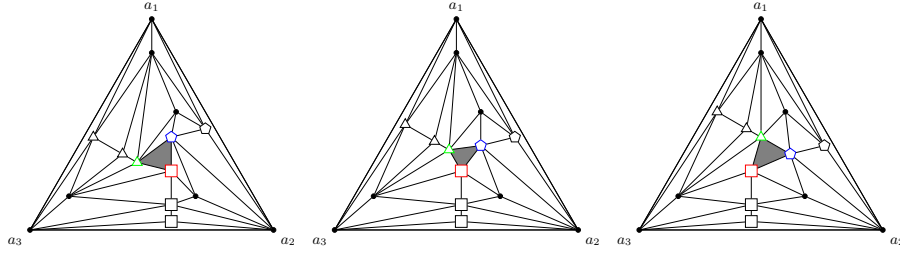


Fig. 4. Snapshots from a linear morph defined by a flip of the shaded face at times $t = 0$, $t = 0.5$ and $t = 1$. The trajectory of rectangular shaped vertices is parallel to the exterior edge a_2a_3 . Similar properties hold for triangular and pentagonal shaped vertices.

Figure 5 shows how the regions change between the weighted Schnyder drawings from S and S' . Observe that the outgoing paths $P_2(x)$ and $P_3(x)$ from x do not change, so region $R_1(x)$ is unchanged. Outgoing path $P_1(x)$ changes, so there are some faces, in particular $\Delta_1(yz) \cup \{f\}$, that leave $R_2(x)$ and join $R'_3(x)$. We capture these properties in the following lemma.

Lemma 10. *The following conditions hold:*

1. $R_1(x) = R'_1(x)$, $R_3(y) = R'_3(y)$ and $R_2(z) = R'_2(z)$.
2. $R'_2(x) = R_2(x) \setminus (\Delta_1(yz) \cup \{f\})$, $R'_3(x) = R_3(x) \cup (\Delta_1(yz) \cup \{f\})$ and similarly for y and z .
3. $D_1(x) = D'_1(x)$, $D_2(z) = D'_2(z)$ and $D_3(y) = D'_3(y)$.

Proof. We show the first result in each condition since the others can be derived similarly.

1. Note that the only path outgoing from x that changes is $P_1(x)$ (see Figure 5), that is, $P_2(x) = P'_2(x)$ and $P_3(x) = P'_3(x)$ and therefore $R_1(x) = R'_1(x)$.
2. Observe that faces in $f \cup \Delta_1(yz)$ are to the left of $P_1(x)$ and therefore $\Delta_1(yz) \cup \{f\} \subseteq R_2(x)$; analogously $\Delta_1(yz) \cup \{f\} \subseteq R'_3(x)$, see Figure 5. It can be seen that these are all the faces that change regions, around x , from S to S' . Therefore $R'_2(x) = R_2(x) \setminus (\Delta_1(yz) \cup \{f\})$ and $R'_3(x) = R_3(x) \cup (\Delta_1(yz) \cup \{f\})$.
3. This is an immediate consequence of 1, since no edges of S in $R_1(x)$ changed from S to S' .

□

Next we study the difference between the coordinates of the weighted Schnyder drawings corresponding to S and S' . Since the weights do not change, the coordinates of a vertex v change only if its regions change. Furthermore, the regions of v change only if the paths leaving v change, and a path changes only if it uses an edge of f . Thus the only vertices whose coordinates change are those

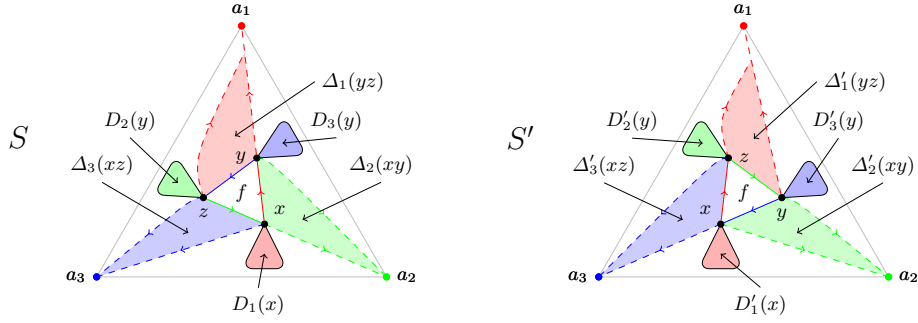


Fig. 5. A flip of a counterclockwise oriented face triangle xyz showing changes to the regions. Observe that $\Delta_1(yz) \cup \{f\}$ leaves $R_2(x)$ and joins $R_3(x)$.

in $D_1(x) \cup D_2(z) \cup D_3(y)$. Furthermore, for a vertex in $D_1(x)$ the amount of change is captured by the faces that switch regions. We make this more precise in the following lemma.

Lemma 11. For each $v \in V(T)$,

$$(v'_1, v'_2, v'_3) = \begin{cases} (v_1, v_2, v_3) & \text{if } v \notin D_1(x) \cup D_2(z) \cup D_3(y) \\ (v_1, v_2 - (\delta_1(yz) + \mathbf{w}(f)), v_3 + \delta_1(yz) + \mathbf{w}(f)) & \text{if } v \in D_1(x) \\ (v_1 + \delta_2(xy) + \mathbf{w}(f), v_2, v_3 - (\delta_2(xy) + \mathbf{w}(f))) & \text{if } v \in D_2(z) \\ (v_1 - (\delta_3(xz) + \mathbf{w}(f)), v_2 + \delta_3(xz) + \mathbf{w}(f), v_3) & \text{if } v \in D_3(y). \end{cases}$$

Proof. As mentioned above, the only vertices whose coordinates change are those in $D_1(x) \cup D_2(z) \cup D_3(y)$. Consider a vertex $v \in D_1(x)$. (The other cases will follow by symmetry.) From Lemma 10, we have $R'_1(x) = R_1(x)$, $R'_2(x) = R_2(x) \setminus (\Delta_1(yz) \cup \{f\})$, and $R'_3(x) = R_3 \cup (\Delta_1(yz) \cup \{f\})$. Therefore $(v'_1, v'_2, v'_3) = (v_1, v_2 - (\delta_1(yz) + \mathbf{w}(f)), v_3 + \delta_1(yz) + \mathbf{w}(f))$. \square

We are ready to prove the main result of this section. We express it in terms of a general weight distribution since we will need that in the next section.

Theorem 12. Let S be a Schnyder wood of a planar triangulation T that contains a face f bounded by a counterclockwise directed triangle xyz , and let S' be the Schnyder wood obtained from S by flipping f . Denote by Γ and Γ' the weighted Schnyder drawings obtained from S and S' respectively with weight distribution \mathbf{w} . Then $\langle \Gamma, \Gamma' \rangle$ is a planar morph.

Proof. If a triangle collapses during the morph, then it must be incident to at least one vertex that moves, i.e., one of $D_1(x)$, $D_2(y)$ or $D_3(z)$. By property (R3), apart from x, y, z these vertex sets lie in the interiors of regions $R_1(x)$, $R_2(y)$, $R_3(z)$ respectively. Thus it suffices to show that no triangle in one of these regions collapses, and that no triangle incident to x, y or z collapses.

Let pqr be a triangle such that $pqr \in R_1(x)$. (The argument for triangles in other regions is similar.) We prove that pqr does not collapse by using Corollary 5 from [5]. We restate this corollary as a claim here.

Claim. Consider a morph M acting on points p , q and r such that their motion is along the same direction and at constant speed. If p is to the right of the line through qr at the beginning and the end of the morph M , then p is to the right of the line through qr throughout the morph M .

Observe that all of p , q and r move in the same direction, namely a direction parallel to the exterior edge a_2a_3 . This holds since the first coordinate of all three vertices remains unchanged during the morph by Lemma 11. Suppose, without loss of generality, that p lies to the right of the line through qr in Γ . This must also be the case in Γ' . Therefore by the Claim above, it follows that p lies to the right of qr throughout $\langle \Gamma, \Gamma' \rangle$. In particular this implies that pqr does not collapse during the morph. The same argument applies to a face in $\Delta_3(xz) \cup \Delta_2(xy)$ that is incident to x but not incident to either y or z .

It remains to prove that no triangle t incident to at least two vertices of x , y and z collapses. Here we only consider the case where $t = xyz$, the other case can be handled similarly. We will show that x never lies on the line segment yz during the morph. (The other two cases are similar.) Since (x, y) has colour 1 in S , it follows that $x \in R_1(y)$. Similarly, since (z, x) has colour 2 in S , we have that $x \in R_1(z)$. Therefore $x_1 < y_1, z_1$. Using a similar argument on S' we obtain that $x'_1 < y'_1, z'_1$. Finally, note that $x_1 = x'_1$. This implies that x never lies on the line segment yz during the morph. \square

6 Morphing to flip a separating triangle

In this section we prove that there is a planar morph between any two weighted Schnyder drawings that differ by a separating triangle flip (Theorem 16 below). Our morph will be composed of three linear morphs.

Throughout this section we let S and S' be Schnyder woods of a planar triangulation T such that S' is obtained from S after flipping a counterclockwise oriented separating triangle $C = xyz$, with (x, y) coloured 1 in S . Let Γ and Γ' be two weighted Schnyder drawings obtained from S and S' respectively with weight distribution \mathbf{w} . For the main result of the section, it suffices to consider a uniform weight distribution because we can get to it via a single planar linear morph, as shown in Section 4. However, for the intermediate results of the section we need more general weight distributions.

We now give an outline of the strategy we follow. Morphing linearly from Γ to Γ' may cause faces inside C to collapse. An example is provided in Figure 6. However, we can show that there is a “nice” weight distribution that prevents this from happening. Our plan, therefore, is to morph linearly from Γ to a drawing $\bar{\Gamma}$ with a nice weight distribution, then morph linearly to drawing $\bar{\Gamma}'$ to effect the separating triangle flip. A final change of weights back to the uniform distribution gives a linear morph from $\bar{\Gamma}'$ to Γ' .

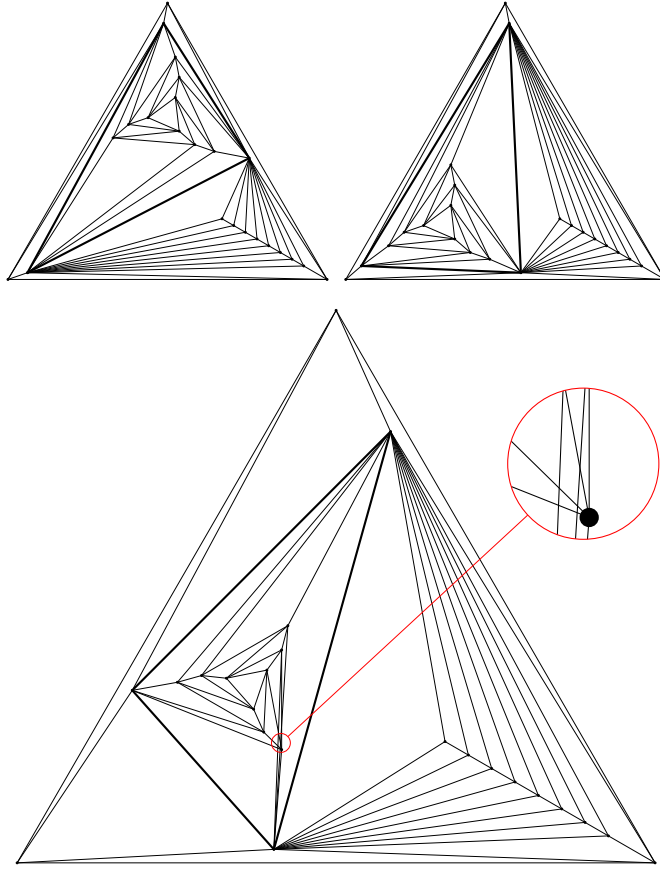


Fig. 6. The linear morph defined by a flip of a separating triangle might not be planar if weights are not distributed appropriately. Here we illustrate the flip of the separating triangle in thick edges. Snapshots at $t = 0$, and $t = 1$ are the top. The bottom drawing corresponds to $t = 0.7$; note the edge crossings.

This section is structured as follows. First we study how the coordinates change between Γ and Γ' . Next we show that faces strictly interior to $T|_C$ do not collapse during a linear morph between $\bar{\Gamma}$ and $\bar{\Gamma}'$. We then give a similar result for faces of $T|_C$ that share a vertex or edge with C *provided that* the weight distribution satisfies certain properties. Finally we prove the main result by showing that there is a weight distribution with the required properties.

Let us begin by examining the coordinates of vertices. For vertex $b \in V(T)$ let (b_1, b_2, b_3) and (b'_1, b'_2, b'_3) denote its coordinates in Γ and Γ' respectively. For b an interior vertex of $T|_C$ let β_i be the i -th coordinate of b in $T|_C$ when considering the restriction of S to $T|_C$ with weight distribution \mathbf{w} . By analyzing

Figure 7, we can see that the coordinates for b in Γ are

$$\begin{aligned} (b_1, b_2, b_3) &= (x_1 + \delta_3(xz) + \beta_1, z_2 + \delta_1(yz) + \beta_2, y_3 + \delta_2(xy) + \beta_3) \\ &= (x_1, z_2, y_3) + (\delta_3(xz), \delta_1(yz), \delta_2(xy)) + (\beta_1, \beta_2, \beta_3). \end{aligned} \quad (2)$$

We now analyze how the coordinates of vertices change from Γ to Γ' . We use \mathbf{w}_C to denote the weight of faces inside C , i.e., $\mathbf{w}_C = \sum_{f \in \mathcal{F}(T|_C)} \mathbf{w}(f)$. Note that reading the proof of the lemma first will make it easier to understand the formulas stated in the lemma.

Lemma 13. *For each $b \in V(T)$,*

$$(b'_1, b'_2, b'_3) = \begin{cases} (b_1, b_2 - (\delta_1(yz) + \mathbf{w}_C), b_3 + \delta_1(yz) + \mathbf{w}_C) & \text{if } b \in D_1(x) \\ (b_1 + \delta_2(xy) + \mathbf{w}_C, b_2, b_3 - (\delta_2(xy) + \mathbf{w}_C)) & \text{if } b \in D_2(z) \\ (b_1 - (\delta_3(xz) + \mathbf{w}_C), b_2 + \delta_3(xz) + \mathbf{w}_C, b_3) & \text{if } b \in D_3(y) \\ (x_1, z_2, y_3) + (\delta_2(xy), \delta_3(xz), \delta_1(yz)) + (\beta_3, \beta_1, \beta_2) & \text{if } b \in \mathcal{I} \\ (b_1, b_2, b_3) & \text{otherwise} \end{cases}$$

where \mathcal{I} is the set of interior vertices of $T|_C$.

Proof. Observe that the coordinates of a vertex b change only if its regions change, and its regions change only if an outgoing path from b uses an interior edge of $T|_C$ or an edge of C . Therefore the only vertices whose coordinates change are the interior vertices of $T|_C$ or vertices in $D_1(x) \cup D_2(z) \cup D_3(y)$. The part of the result for $b \in D_1(x) \cup D_2(z) \cup D_3(y)$ follows from Lemma 11 applied to $T \setminus C$ with the restrictions of the Schnyder woods S and S' to $T \setminus C$ and the weight distribution where the weight of the face xyz is equal to \mathbf{w}_C and the weight of the remaining faces is given by \mathbf{w} .

Now suppose b is an interior vertex of $T|_C$. The coordinates of b in $T|_C$ are given by (2).

Similarly (see Figure 7) the coordinates for b in Γ' are given by

$$(b'_1, b'_2, b'_3) = (x_1, z_2, y_3) + (\delta_2(xy), \delta_3(xz), \delta_1(yz)) + (\beta'_1, \beta'_2, \beta'_3),$$

where β'_i denotes the i -th coordinate of b in $T|_C$. Finally, since the colours of the interior edges of $T|_C$ change from i to $i + 1$ thus $(\beta'_1, \beta'_2, \beta'_3) = (\beta_3, \beta_1, \beta_2)$, which gives the required formula. \square

We now examine what happens during a linear morph from Γ to Γ' . We first deal with faces strictly interior to C .

Lemma 14. *For an arbitrary weight distribution no face formed by interior vertices of $T|_C$ collapses in the morph $\langle \Gamma, \Gamma' \rangle$.*

Proof. The idea of the proof is as follows. Consider a face inside C formed by internal vertices b, c, e whose coordinates with respect to $T|_C$ are $\beta, \gamma, \varepsilon$, respectively. Examining (2) and Lemma 13 we see that the coordinates of b, c, e in Γ and Γ' depend in exactly the same way on the parameters from $T \setminus C$ and

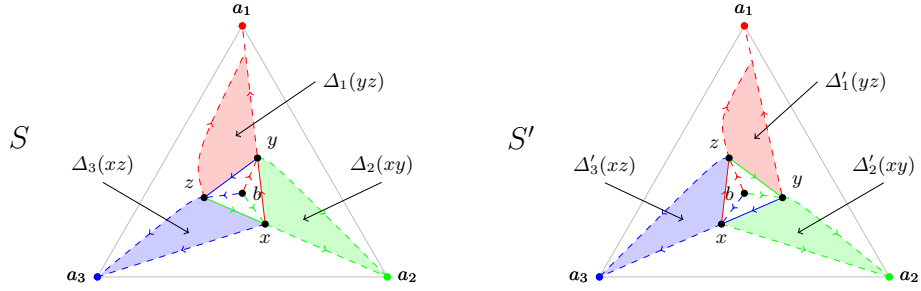


Fig. 7. A flip of a counter-clockwise oriented separating triangle xyz .

differ only in the parameters $\beta, \gamma, \varepsilon$. Therefore triangle bce collapses during the morph if and only if it collapses during the linear transformation on $\beta, \gamma, \varepsilon$ where we perform a cyclic shift of coordinates, viz., $(\beta_1, \beta_2, \beta_3)$ becomes $(\beta_3, \beta_1, \beta_2)$, etc. No triangle collapses during this transformation because it corresponds to moving each of the three outer vertices x, y, z in a straight line to its clockwise neighbour.

We now give algebraic details. Let $b, c, e \in V(T|_C)$ be interior vertices of $T|_C$ such that bce is an interior face of $T|_C$. We proceed by contradiction by assuming there is a time $r \in (0, 1)$ during the linear morph such that bce collapses, say b^r is in the line segment joining c^r and e^r . That is, assume that

$$b^r = se^r + (1-s)c^r \quad (3)$$

for some $r \in (0, 1)$ and $s \in [0, 1]$. By (2) and Lemma 13, the left hand side of (3) can be written as

$$(x_1, z_2, y_3) + (1-r)(\delta_3(xz), \delta_1(yz), \delta_2(xy)) + r(\delta_2(xy), \delta_3(xz), \delta_1(yz)) + \beta^r,$$

where $\beta^r = (1-r)(\beta_1, \beta_2, \beta_3) + r(\beta_3, \beta_1, \beta_2)$. Similar to what we have above, by using (2) and Lemma 13, we can rewrite the right hand side of (3) as

$$(x_1, z_2, y_3) + (1-r)(\delta_3(xz), \delta_1(yz), \delta_2(xy)) + r(\delta_2(xy), \delta_3(xz), \delta_1(yz)) + s\varepsilon^r + (1-s)\gamma^r,$$

where ε^r and γ^r are defined analogously to β^r . So, equation (3) is equivalent to

$$\beta^r - ((1-s)\varepsilon^r + s\gamma^r) = (0, 0, 0).$$

This can be rewritten as

$$(1-r)\beta^0 + r\beta^1 - ((1-s)((1-r)\varepsilon^0 + r\varepsilon^1) + s((1-r)\gamma^0 + r\gamma^1)) = (0, 0, 0),$$

and rearranging terms yields

$$(1-r)(\beta^0 - ((1-s)\varepsilon^0 + s\gamma^0)) + r(\beta^1 - ((1-s)\varepsilon^1 + s\gamma^1)) = (0, 0, 0).$$

This is equivalent to the following system of equations

$$\begin{aligned}(1-r)(\beta_1 - ((1-s)\varepsilon_1 + s\gamma_1)) + r(\beta_3 - ((1-s)\varepsilon_3 + s\gamma_3)) &= 0 \\ (1-r)(\beta_2 - ((1-s)\varepsilon_2 + s\gamma_2)) + r(\beta_1 - ((1-s)\varepsilon_1 + s\gamma_1)) &= 0 \\ (1-r)(\beta_3 - ((1-s)\varepsilon_3 + s\gamma_3)) + r(\beta_2 - ((1-s)\varepsilon_2 + s\gamma_2)) &= 0.\end{aligned}$$

To simplify the following arguments, we let $Q_i = \beta_i - ((1-s)\varepsilon_i + s\gamma_i)$. So the system of equations now becomes

$$(1-r)Q_1 + rQ_3 = 0 \tag{4}$$

$$(1-r)Q_2 + rQ_1 = 0 \tag{5}$$

$$(1-r)Q_3 + rQ_2 = 0. \tag{6}$$

Since these coordinates were obtained from a weighted Schnyder drawing, we know there is $i \in \{1, 2, 3\}$ so that $\beta_i > \gamma_i, \varepsilon_i$ by Property (R1). We may assume without loss of generality that $i = 1$. This implies in particular that $Q_1 > 0$. Now, we have that

$$\begin{vmatrix} (1-r) & 0 & r \\ r & (1-r) & 0 \\ 0 & r & (1-r) \end{vmatrix} = 3r^2 - 3r + 1 > 0.$$

Therefore it must be the case that $Q_i = 0$, $i = 1, 2, 3$. This contradicts $Q_1 > 0$, so the result now follows. \square

Next we consider the faces interior to C that share an edge or vertex with C . We show that no such face collapses, provided that the weight distribution \mathbf{w} satisfies $\delta_1 = \delta_2 = \delta_3$ where we use δ_1, δ_2 and δ_3 to denote $\delta_1(yz)$, $\delta_2(xy)$ and $\delta_3(xz)$ respectively.

Lemma 15. *Let \mathbf{w} be a weight distribution for the interior faces of T such that $\delta_1 = \delta_2 = \delta_3$. No interior face of $T|_C$ incident to an exterior vertex of $T|_C$ collapses during $\langle \Gamma, \Gamma' \rangle$.*

Proof. The idea of the proof is as follows. The cases where the interior face is incident to the edge xy of C and where the interior face is only incident to the vertex x of C have to be examined separately using similar arguments. Consider the case of an interior face $bx y$ incident to edge xy . Suppose by contradiction that at time $r \in [0, 1]$ during the morph the face collapses with b^r lying on segment $x^r y^r$, say $b^r = (1-s)x^r + sy^r$ for some $s \in [0, 1]$. We use formula (2) and Lemma 13 to re-write this equation. Some further algebraic manipulations (details to follow) show that there is no solution for r . The remaining cases follow by analogous arguments.

We now turn to the details. We may assume, without loss of generality, that the interior face we are considering is incident to vertex x . We have two possible cases.

Case 1: The interior face is incident with an exterior edge.

Case 2: The interior face is incident with x and two interior vertices.

In each case we formulate algebraically the fact that the face in question collapses and then proceed by contradiction.

Case 1: Without loss of generality we may assume that the exterior edge that is incident to the interior face is xy , say $boxy$ is the face in question. Assume, by contradiction, that there is a time $r \in (0, 1)$ during the morph such that b , x and y are collinear. That is $b^r = (1-s)x^r + sy^r$. Since (b, x) has colours 2 and 3 in S and S' respectively, it follows that $x_1^0 < b_1^0$ and $x_1^0 = x_1^1 < b_1^1$. Similarly $y_3 < b_3^0, b_3^1$. Therefore for any $r \in [0, 1]$, the first coordinate of b is greater than x_1 and the third coordinate of b is greater than y_3 . Therefore $s \in (0, 1)$, as otherwise at least one of these conditions would not hold.

We write the equation from above explicitly, using (2) and Lemma 13:

$$\begin{aligned} & (x_1, z_2, y_3) + (1-r)(\delta_3, \delta_1, \delta_2) + r(\delta_2, \delta_3, \delta_1) + (1-r)(\beta_1, \beta_2, \beta_3) + r(\beta_3, \beta_1, \beta_2) \\ &= (1-s) \left[(x_1, z_2, y_3) + (1-r)(0, \delta_3 + \delta_1, \delta_2) + r(0, \delta_3, \delta_2 + \delta_1) \right. \\ & \quad \left. + (1-r)(0, \mathbf{w}_C, 0) + r(0, 0, \mathbf{w}_C) \right] \\ & \quad + s \left[(x_1, z_2, y_3) + (1-r)(\delta_2 + \delta_3, \delta_1, 0) + r(\delta_2, \delta_1 + \delta_3, 0) \right. \\ & \quad \left. + (1-r)(\mathbf{w}_C, 0, 0) + r(0, \mathbf{w}_C, 0) \right], \end{aligned}$$

here $\mathbf{w}_C := \sum_{f \in \mathcal{F}(T|_C)} \mathbf{w}(f)$. By simplifying and analyzing each coordinate separately we obtain the following system of equations

$$(1-r)(\delta + \beta_1 - s(2\delta + \mathbf{w}_C)) + r(\delta + \beta_3 - s\delta) = 0 \quad (7)$$

$$(1-r)(\beta_2 - (1-s)(\delta + \mathbf{w}_C)) + r(\beta_1 - s(\delta + \mathbf{w}_C)) = 0 \quad (8)$$

$$(1-r)(\delta + \beta_3 - (1-s)\delta) + r(\delta + \beta_2 - (1-s)(2\delta + \mathbf{w}_C)) = 0, \quad (9)$$

where $\delta = \delta_1 = \delta_2 = \delta_3$. Now, since we have that $\delta + \beta_3 - s\delta > 0$ then from (7) we conclude that $\delta + \beta_1 - s(2\delta + \mathbf{w}_C) < 0$. Therefore

$$\beta_1 - s(\delta + \mathbf{w}_C) < -(1-s)\delta < 0. \quad (10)$$

A similar analysis on equation (9) yields

$$\beta_2 - (1-s)(\delta + \mathbf{w}_C) < -s\delta < 0. \quad (11)$$

It now follows from inequalities (10) and (11) that there is no $r \in [0, 1]$ satisfying (8). Therefore the interior face incident to xy does not collapse.

Case 2: Let us now consider the case where the interior face is incident to x and two interior vertices, say b and c . We proceed by contradiction. Let us assume that the face abc collapses at time r , with $c \in R_1(b)$ and $b \in R_3(c)$ in S . This implies in particular that $\gamma_1 < \beta_1$ and that $\beta_3 < \gamma_3$.

We will show that b cannot be in the line segment xc at any time r during the morph. So we have $b^r = (1-s)x^r + sc^r$, with $r \in (0, 1)$ and $s \in (0, 1)$. By

an analogous argument, it will follow that c cannot be in the line segment xb .

We write the previous equation explicitly. From (2) and Lemma 13 we obtain:

$$\begin{aligned}
& (x_1, z_2, y_3) + (1-r)(\delta_3, \delta_1, \delta_2) + r(\delta_2, \delta_3, \delta_1) + (1-r)(\beta_1, \beta_2, \beta_3) + r(\beta_3, \beta_1, \beta_2) \\
&= (1-s) \left[(x_1, z_2, y_3) + (0, \delta_3, \delta_2) + (1-r)(0, \delta_1 + \mathbf{w}_C, 0) \right. \\
&\quad \left. + r(0, 0, \delta_1 + \mathbf{w}_C) \right] \\
&\quad + s \left[(x_1, z_2, y_3) + (1-r)(\delta_3, \delta_1, \delta_2) + r(\delta_2, \delta_3, \delta_1) \right. \\
&\quad \left. + (1-r)(\gamma_1, \gamma_2, \gamma_3) + r(\gamma_3, \gamma_1, \gamma_2) \right]
\end{aligned}$$

By simplifying and writing equations for each coordinate we obtain the following system of equations

$$(1-r)(\delta + \beta_1 - s(\delta + \gamma_1)) + r(\delta + \beta_3 - s(\delta + \gamma_3)) = 0 \quad (12)$$

$$(1-r)(\beta_2 - (1-s)(\delta + \mathbf{w}_C) - s\gamma_2) + r(\beta_1 - s\gamma_1) = 0 \quad (13)$$

$$(1-r)(\beta_3 - s\gamma_3) + r(\beta_2 - (1-s)(\delta + \mathbf{w}_C) - s\gamma_2) = 0, \quad (14)$$

where $\delta = \delta_1 = \delta_2 = \delta_3$. Now, since $\beta_1 > \gamma_1$ from (12) we get that $\delta + \beta_1 - s(\delta + \gamma_1) > 0$ and therefore $\delta + \beta_3 - s(\delta + \gamma_3) < 0$. From the previous inequality we get $\beta_3 - s\gamma_3 < -(1-s)\delta < 0$. Now, using this in equation (14) we get that $\beta_2 - (1-s)(\delta + \mathbf{w}_C) - s\gamma_2 > 0$. Finally, using the previous inequality in (13) we obtain that $\beta_1 - s\gamma_1 < 0$, contradicting our original assumption that $\beta_1 > \gamma_1$. So the result follows. □

We are now ready to prove the main result of this section.

Theorem 16. *Let T be a planar triangulation and let S and S' be two Schnyder woods of T such that S' is obtained from S by flipping a counterclockwise cyclically oriented separating triangle $C = xyz$ in S . Let Γ and Γ' be weighted Schnyder drawings obtained from S and S' , respectively, with uniform weight distribution. Then there exist weighted Schnyder drawings $\bar{\Gamma}$ and $\bar{\Gamma}'$ on a $(6n-15) \times (6n-15)$ integer grid such that each of the following linear morphs is planar: $\langle \Gamma, \bar{\Gamma} \rangle$, $\langle \bar{\Gamma}, \bar{\Gamma}' \rangle$, and $\langle \bar{\Gamma}', \Gamma' \rangle$.*

Proof. Our aim is to define the planar drawings $\bar{\Gamma}$ and $\bar{\Gamma}'$. Each one will be realized in a grid that is three times finer than the $(2n-5) \times (2n-5)$ grid, i.e., in a $(6n-15) \times (6n-15)$ grid with weight distributions that sum to $6n-15$. Under this setup, the initial uniform weight distribution \mathbf{u} takes a value of 3 in each interior face.

Drawings $\bar{\Gamma}$ and $\bar{\Gamma}'$ will be the weighted Schnyder drawings obtained from S and S' respectively with a new weight distribution $\bar{\mathbf{w}}$. We use Δ_1 , Δ_2 and Δ_3

to denote the regions $\Delta_1(yz)$, $\Delta_2(xy)$ and $\Delta_3(xz)$ respectively, in S . We use δ_i and $\bar{\delta}_i$ to denote the weight of Δ_i , $i = 1, 2, 3$ with respect to the uniform weight distribution and the new weight distribution $\bar{\mathbf{w}}$, respectively.

We will define $\bar{\mathbf{w}}$ so that $\bar{\delta}_1, \bar{\delta}_2$, and $\bar{\delta}_3$ all take on the average value $\delta := (\delta_1 + \delta_2 + \delta_3)/3$. The idea is to remove weight from faces in a region of above-average weight, and add weight to faces in a region of below-average weight. The new face weights must be positive integers. Note first that δ is an integer. Note secondly that $\delta > \delta_i/3$ for any i since the other δ_j 's are positive. Thus $\delta_i - \delta < \frac{2}{3}\delta_i$. This means that we can reduce δ_i to the average δ without removing more than 2 weight units from any face (of initial weight 3) in any region. There is more than one solution for $\bar{\mathbf{w}}$, but the morph might look best if $\bar{\mathbf{w}}$ is as uniform as possible. To be more specific, we can define new face weights $\bar{\mathbf{w}}$ via the following algorithm: Initialize $\bar{\mathbf{w}} = \mathbf{w}$. While some $\bar{\delta}_i$ is greater than the average δ , remove 1 from a maximum weight face of Δ_i and add 1 to a minimum weight face in a region Δ_j whose weight is less than the average.

This completes the description of \bar{T} and \bar{T}' . It remains to show that the three linear morphs are planar. The morphs $\langle \Gamma, \bar{T} \rangle$ and $\langle \bar{T}', \Gamma' \rangle$ only involve changes to the weight distribution so they are planar by Lemma 9. Consider the linear morph $\langle \bar{T}, \bar{T}' \rangle$. The two drawings differ by a flip of a separating triangle. They have the same weight distribution $\bar{\mathbf{w}}$ which satisfies $\bar{\delta}_1 = \bar{\delta}_2 = \bar{\delta}_3$. By Lemmas 14, and 15 no interior face of $T|_C$ collapses during the morph. By Theorem 12 no face of $T \setminus C$ collapses during the morph. Thus $\langle \Gamma, \Gamma' \rangle$ defines a planar morph. \square

7 Identifying weighted Schnyder drawings

In this section we give a polynomial time algorithm to test if a given straight-line planar drawing Γ of triangulation T is a weighted Schnyder drawing. The first step is to identify the Schnyder wood. A recent result of Bonichon et al. [6] shows that, given a point set P with triangular convex hull, a Schnyder drawing on P is exactly the “half- Θ_6 -graph” of P , which can be computed efficiently. Thus, given drawing Γ , we first ignore the edges and compute the half- Θ_6 graph of the points. If this differs from Γ , we do not have a weighted Schnyder drawing. Otherwise, the half- Θ_6 graph determines the Schnyder wood S . We next find the face weights. We claim that there exists a unique assignment of (not necessarily positive) weights \mathbf{w} on the faces of T such that Γ is precisely the drawing obtained from S and \mathbf{w} as described in (1). Furthermore, \mathbf{w} can be found in polynomial time by solving a system of linear equations in the $2n - 5$ variables $\mathbf{w}(f)$, $f \in \mathcal{F}(T)$. The equations are those from (1). The rows of the coefficient matrix are the characteristic vectors of $R_i(v)$, $i \in \{1, 2, 3\}$, v an interior vertex of T , and the system of equations has a solution because the matrix has rank $2n - 5$. This was proved by Felsner and Zickfeld [15, Theorem 9]. (Note that their theorem is about coplanar orthogonal surfaces; however, their proof considers the exact same set of equations and their Claims 1 and 2 give the needed result.)

We conclude this section by providing an example of a planar triangulation and a drawing of it such that there is no weight distribution (having only positive weights) that realizes it. We claim that the drawing shown in Figure 8 is such an example. Note that $R_1(x) \subseteq R_1(y)$ in any Schnyder wood S , independent of whether (y, x) or (y, z) belongs to T_3 in S . If weights were non-negative then we would have $x_1 \leq y_1$, which is clearly not the case here.

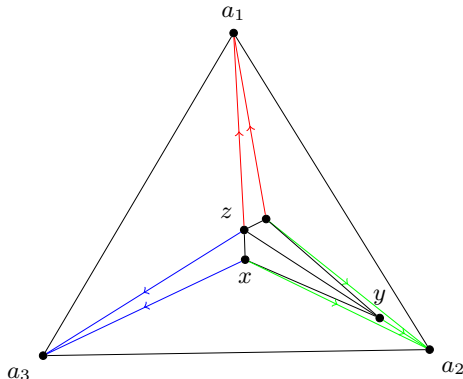


Fig. 8. A drawing that cannot be realized with positive weights.

8 Conclusions and open problems

We have made a first step towards morphing straight-line planar graph drawings with a polynomial number of linear morphs and on a well-behaved grid. Our method applies to weighted Schnyder drawings. There is hope of extending to all straight-line planar triangulations. The first author’s thesis [3] gives partial progress: an algorithm to morph from any straight-line planar triangulation to a weighted Schnyder drawing in $4(n - 4)$ steps—but not, unfortunately, on a nice grid. This method is simpler than that of Angelini et al. [2] since the idea is to simply contract vertices of degree at most 5 and then uncontract them in reverse order while maintaining a Schnyder drawing. No convexifying routines are needed since there is no target drawing.

It is an open question to extend our result to general (non-triangulated) planar graphs. This might be possible using the extension of Schnyder’s results to 3-connected planar graphs by Felsner [11,12].

The problem of efficiently morphing planar graph drawings to preserve convexity of faces is wide open—nothing is known besides Thomassen’s existence result [22].

Acknowledgements. We thank Stefan Felsner for discussions, David Eppstein for suggestions, and an anonymous referee for pointing us to the work of Boni-

chon et al. [6]. F. Barrera-Cruz partially supported by Conacyt. P. Haxell and A. Lubiw partially supported by NSERC.

References

1. S. Alamdari, P. Angelini, T. M. Chan, G. Di Battista, F. Frati, A. Lubiw, M. Patrignani, V. Roselli, S. Singla, and B. T. Wilkinson. Morphing planar graph drawings with a polynomial number of steps. In *Proc. of the twenty-fourth annual ACM-SIAM Symposium on Discrete Algorithms (SODA '13)*, SODA '13, pages 1656–1667. SIAM, 2013.
2. P. Angelini, G. Da Lozzo, G. Di Battista, F. Frati, M. Patrignani, and V. Roselli. Morphing planar graph drawings optimally. In *Proc. forty-first International Colloquium on Automata, Languages and Programming (ICALP '14)*, 2014.
3. F. Barrera-Cruz. *Morphing planar triangulations*. PhD thesis, University of Waterloo, 2014.
4. F. Barrera-Cruz, P. Haxell, and A. Lubiw. Schnyder morphs. <http://math.uwaterloo.ca/~fbarrera/morphing.html>. Accessed: 2014-11-18.
5. F. Barrera-Cruz, P. Haxell, and A. Lubiw. Morphing planar graphs with unidirectional moves. In *Mexican Conference on Discrete Mathematics and Computational Geometry*, 2013.
6. N. Bonichon, C. Gavoille, N. Hanusse, and D. Ilcinkas. Connections between theta-graphs, Delaunay triangulations, and orthogonal surfaces. In *Graph Theoretic Concepts in Computer Science*, volume 6410 of *LNCS*, pages 266–278. Springer, 2010.
7. E. Brehm. 3-orientations and Schnyder 3-tree-decompositions. *Master's thesis, FB Mathematik und Informatik, Freie Universität Berlin*, 2000.
8. S. S. Cairns. Deformations of plane rectilinear complexes. *The American Mathematical Monthly*, 51(5):247–252, 1944.
9. R. Dhandapani. Greedy drawings of triangulations. *Discrete & Computational Geometry*, 43(2):375–392, 2010.
10. D. Eppstein, E. Mumford, B. Speckmann, and K. Verbeek. Area-universal rectangular layouts. In *Proc. of the twenty-fifth annual symposium on Computational geometry*, SCG '09, pages 267–276, New York, NY, USA, 2009. ACM.
11. S. Felsner. Convex drawings of planar graphs and the order dimension of 3-polytopes. *Order*, 18(1):19–37, 2001.
12. S. Felsner. Geodesic embeddings and planar graphs. *Order*, 20(2):135–150, 2003.
13. S. Felsner. Lattice structures from planar graphs. *The Electronic Journal of Combinatorics*, 11(1):15, 2004.
14. S. Felsner and F. Zickfeld. On the number of α -orientations. In *Graph-Theoretic Concepts in Computer Science*, volume 4769 of *LNCS*, pages 190–201. Springer, 2007.
15. S. Felsner and F. Zickfeld. Schnyder woods and orthogonal surfaces. *Discrete & Computational Geometry*, 40(1):103–126, 2008.
16. M. S. Floater and C. Gotsman. How to morph tilings injectively. *Journal of Computational and Applied Mathematics*, 101(1):117–129, 1999.
17. S. Miracle, D. Randall, A. P. Streib, and P. Tetali. Algorithms for sampling 3-orientations of planar triangulations. *CoRR*, abs/1202.4945, 2012.
18. P. Ossona de Mendez. *Orientations bipolaires*. PhD thesis, Ecole des Hautes Etudes en Sciences Sociales, Paris, 1994.

19. W. Schnyder. Planar graphs and poset dimension. *Order*, 5:323–343, 1989.
20. W. Schnyder. Embedding planar graphs on the grid. In *Proc. of the first annual ACM-SIAM symposium on Discrete algorithms*, SODA '90, pages 138–148, Philadelphia, PA, USA, 1990. SIAM.
21. V. Surazhsky and C. Gotsman. Controllable morphing of compatible planar triangulations. *ACM Trans. Graph.*, 20(4):203–231, 2001.
22. C. Thomassen. Deformations of plane graphs. *Journal of Combinatorial Theory, Series B*, 34(3):244 – 257, 1983.
23. W. T. Tutte. How to draw a graph. *Proc. London Math. Soc*, 13(3):743–768, 1963.