

# PROXIMAL DELAUNAY TRIANGULATION REGIONS

J.F. PETERS

*Dedicated to the Memory of Som Naimpally*

ABSTRACT. A main result in this paper is the proof that proximal Delaunay triangulation regions are convex polygons. In addition, it is proved that every Delaunay triangulation region has a local Leader uniform topology.

## 1. INTRODUCTION

Delaunay triangulations, introduced by B.N Delone [Delaunay] [2], represent pieces of a continuous space. This representation supports numerical algorithms used to compute properties such as the density of a space. A *triangulation* is a collection of triangles, including the edges and vertices of the triangles in the collection. A 2D *Delaunay triangulation* of a set of sites (generators)  $S \subset \mathbb{R}^2$  is a triangulation of the points in  $S$ . Let  $p, q \in S$ . A straight edge connecting  $p$  and  $q$  is a *Delaunay edge* if and only if the Voronoï region of  $p$  [5, 10] and Voronoï region of  $q$  intersect along a common line segment [4, §I.1, p. 3]. For example, in Fig. 1,  $V_p \cap V_q = \overline{xy}$ . Hence,  $\overline{pq}$  is a Delaunay edge in Fig. 1.

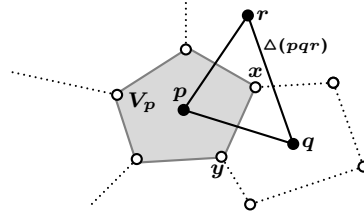


FIGURE 1.  $p, q \in S, \overline{pq} = \text{Delaunay Edge}$

A triangle with vertices  $p, q, r \in S$  is a *Delaunay triangle* (denoted  $\Delta(pqr)$  in Fig. 1), provided the edges in the triangle are Delaunay edges. This paper introduces proximal Delaunay triangulation regions derived from the sites of Voronoï regions [10], which are named after the Ukrainian mathematician Georgy Voronoï [11].

A nonempty set  $A$  of a space  $X$  is a *convex set*, provided  $\alpha A + (1 - \alpha)A \subset A$  for each  $\alpha \in [0, 1]$  [1, §1.1, p. 4]. A *simple convex set* is a closed half plane (all points on or on one side of a line in  $\mathbb{R}^2$  [5]).

**Lemma 1.1.** [5, §2.1, p. 9] *The intersection of convex sets is convex.*

2010 *Mathematics Subject Classification.* Primary 65D18; Secondary 54E05, 52C20, 52C22.

*Key words and phrases.* Convex polygon, Delaunay triangulation region, Leader uniform topology, proximal.

The research has been supported by the Scientific and Technological Research Council of Turkey (TÜBİTAK) Scientific Human Resources Development (BİDEB) under grant no: 2221-1059B211402463 and Natural Sciences & Engineering Research Council of Canada (NSERC) discovery grant 185986.

*Proof.* Let  $A, B \subset \mathbb{R}^2$  be convex sets and let  $K = A \cap B$ . For every pair points  $x, y \in K$ , the line segment  $\overline{xy}$  connecting  $x$  and  $y$  belongs to  $K$ , since this property holds for all points in  $A$  and  $B$ . Hence,  $K$  is convex.  $\square$

## 2. PRELIMINARIES

Delaunay triangles are defined on a finite-dimensional normed linear space  $E$  that is topological. For simplicity,  $E$  is the Euclidean space  $\mathbb{R}^2$ .

The *closure* of  $A \subset E$  (denoted  $\text{cl}A$ ) is defined by  $\text{cl}A = \{x \in E : \inf \|x - a\| = 0, a \in A\}$ . Let  $A^c$  be complement of  $A$  (all points of  $E$  not in  $A$ ). The *boundary* of  $A$  (denoted  $\text{bdy}A$ ) is the set of all points in  $A$  and  $A^c$ . An important structure is the *interior* of  $A$  (denoted  $\text{int}A$ ), defined by  $\text{int}A = \text{cl}A - \text{bdy}A$ . For example, the interior of a Delaunay edge  $\overline{pq}$  are all of the points in the segment, except the endpoints  $p$  and  $q$ .

The space  $E$  endowed with a proximity relation  $\delta$  (near) and its counterpart  $\underline{\delta}$  (far) facilitates the description of properties of Delaunay edges, triangles, triangulations and regions. Let  $A, B \subset E$ . The set  $A$  is near  $B$  (denoted  $A \delta B$ ), provided  $\text{cl}A \cap \text{cl}B \neq \emptyset$  [3], which is central in near set theory [8, 9]. Sets  $A, B$  are far apart (denoted  $A \underline{\delta} B$ ), provided  $\text{cl}A \cap \text{cl}B = \emptyset$ . For example, Delaunay edges  $\overline{pq} \delta \overline{qr}$  are near, since the edges have a common point, *i.e.*,  $q \in \overline{pq} \cap \overline{qr}$ , *e.g.*,  $\overline{pq} \delta \overline{qr}$  in Fig. 1. By contrast,  $\overline{pr} \underline{\delta} \overline{xy}$  in Fig. 1.

For a Delaunay triangle  $\Delta(pqr)$ , a *circumcircle* passes through the vertices  $p, q, r$  of the triangle (see Fig. 2 for an example). The center of a circumcircle  $u$  is the Voronoï vertex at the intersection of three Voronoï regions, *i.e.*,  $u = V_p \cap V_q \cap V_r$ . The circumcircle radius  $\rho = \|u - p\| = \|u - q\| = \|u - r\|$  [4, §I.1, p. 4], which is the case in Fig. 2.

**Lemma 2.1.** *Let circumcircle  $\bigcirc(pqr)$  pass through the vertices of a Delaunay triangle  $\Delta(pqr)$ , then the following statements are equivalent.*

- 1<sup>o</sup> The center  $u$  of  $\bigcirc(pqr)$  is a vertex common to Voronoï regions  $V_p, V_q, V_r$ .
- 2<sup>o</sup>  $u = \text{cl}V_p \cap \text{cl}V_q \cap \text{cl}V_r$ .
- 3<sup>o</sup>  $V_p \delta V_q \delta V_r$ .

*Proof.*

$$1^o \Leftrightarrow 2^o \Leftrightarrow 3^o. \quad \square$$

**Theorem 2.2.** *A triangle  $\Delta(pqr)$  is a Delaunay triangle if and only if the center of the circumcircle  $\bigcirc(pqr)$  is the vertex common to three Voronoï regions.*

*Proof.* The circle  $\bigcirc(pqr)$  has center  $u = \text{cl}V_p \cap \text{cl}V_q \cap \text{cl}V_r$  (Lemma 2.1)  $\Leftrightarrow$   
 $\bigcirc(pqr)$  center is the vertex common to three Voronoï regions  $V_p, V_q, V_r$   $\Leftrightarrow$   
 $\overline{pq}, \overline{pr}, \overline{qr}$  are Delaunay edges  $\Leftrightarrow$   
 $\Delta(pqr)$  is a Delaunay triangle.  $\square$

## 3. MAIN RESULTS

Voronoï regions  $V_p, V_q$  are strongly near (denoted  $V_p \overset{\wedge}{\delta} V_q$ ) if and only if the regions have a common edge. For example,  $V_p \overset{\wedge}{\delta} V_q$  in Fig. 1. *Strongly near*

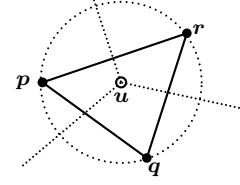
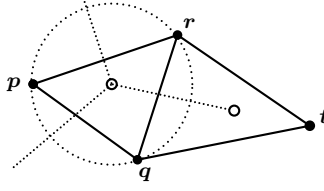


FIGURE 2. Circumcircle


 FIGURE 3. Strongly near Delaunay triangles  $\Delta(pqr)$  and  $\Delta(qrt)$ 

Delaunay triangles have a common edge. Delaunay triangles  $\Delta(pqr)$  and  $\Delta(qrt)$  are strongly near in Fig. 3, since edge  $\overline{qr}$  is common to both triangles. In that case, we write  $\Delta(pqr) \overset{\delta}{\approx} \Delta(qrt)$ .

**Theorem 3.1.** *The following statements are equivalent.*

- 1°  $\Delta(pqr)$  is a Delaunay triangle.
- 2° Circumcircle  $\bigcirc(pqr)$  has center  $u = cV_p \cap cV_q \cap cV_r$ .
- 3°  $V_p \overset{\delta}{\approx} V_q \overset{\delta}{\approx} V_r$ .
- 4°  $\Delta(pqr)$  is the union of convex sets.

*Proof.*

1°  $\Leftrightarrow$  2°, since the center of the circumcircle  $\bigcirc(pqr)$  is the vertex common to three Voronoi regions (from Theorem 2.2),  
 $\Leftrightarrow$  3° ( $V_p, V_q, V_r$  are strongly near),  
 $\Leftrightarrow$  each pair of Delaunay edges have a common vertex, which is a convex set (from Lemma 1.1), since  $\overline{pq}, \overline{pr}, \overline{qr}$  are convex sets.  $\square$

Let  $S \subset \mathbb{R}^2$  be a finite set of sites,  $L$  a finite set of line segments, each connecting a pair of points in  $S$ . A *constrained triangulation* of  $S$  and  $L$  is a triangulation of  $S$  that contains all line segments of  $L$  as edges. By adding straight edges connecting points in  $S$  so that no new edge has a point in common with previous edges, we construct a constrained triangulation. Let  $P$  be a polygon. Two points  $p, q \in P$  are *visible*, provided the line segment  $\overline{pq}$  is in  $\text{int}P$  [6].

Let  $p, q \in S, \overline{pq} \in L$ . Points  $p, q$  are visible from each other, which implies that  $\overline{xy}$  contains no point of  $S - \{p, q\}$  in its interior and  $\overline{xy}$  shares no interior point with a constraining line segment in  $L - \overline{pq}$  [4, §II, p. 32].

**Theorem 3.2.** *If points in  $\text{int} \overline{pq}$  are visible from  $p, q$ , then  $\text{int} \overline{pq} \overset{\delta}{\approx} S - \{p, q\}$  and  $\overline{pq} \overset{\delta}{\approx} \overline{xy} \in L - \overline{pq}$  for all  $x, y \in S - \{p, q\}$ .*

*Proof.* By definition, points  $p, q \in S$  are visible, provided no points in the interior  $\overline{pq}$  are in  $S - \{p, q\}$ . Then  $\text{int} \overline{xy}$  is far from  $S - \{p, q\}$  ( $\text{int} \overline{xy} \overset{\delta}{\approx} S - \{p, q\}$ ). In addition, no line segments  $\overline{xy} \in L - \overline{pq}$  have points in common with any points in the interior of  $\overline{pq}$  ( $\text{int} \overline{pq} \overset{\delta}{\approx} \overline{xy}$  for all line segments  $\overline{xy} \in L - \overline{pq}$ ).  $\square$

Let  $K$  be a set of straight edges in a constrained triangulation of  $S$  and  $L$ . An edge  $\overline{pq}, p, q \in S$  belongs to a constrained Delaunay triangulation of  $S$  and  $L$ , provided

- 1° Edge  $\overline{pq} \in L, p, q \in S$ , or
- 2°  $p, q$  are visible from each other and there is a circle passing through  $p, q$  so that each point inside the circle is invisible from every point  $x \in \text{int} \overline{pq}$ .

**Lemma 3.3.** [4, §II.5, p. 32] *If every edge of  $K$  is locally Delaunay, then  $K$  is the constrained triangulation of  $S$  and  $L$ .*

A *Delaunay triangulation region*  $\mathcal{D}$  is a collection of Delaunay triangles such that every pair triangles in the collection is strongly near. That is, every Delaunay triangulation region is a triangulation of a finite set of points and the triangles in the region are pairwise strongly near. *Proximal Delaunay triangulation regions* have at least one vertex in common.

**Lemma 3.4.** *A Delaunay triangulation region is a convex polygon.*

*Proof.* Immediate from Lemma 1.1. □

**Theorem 3.5.** *Proximal Delaunay triangulation regions are convex polygons.*

*Proof.* Let  $\mathcal{D}$  be a proximal Delaunay triangulation region. By definition,  $\mathcal{D}$  is the nonempty intersection of convex sets. From Lemma 1.1,  $\mathcal{D}$  is convex. Hence, from Lemma 3.4,  $\mathcal{D}$  is a convex polygon. □

A *local Leader uniform topology* on a set in the plane is determined by finding those sets that are close to each given set.

**Theorem 3.6.** *Every Delaunay triangulation region has a local Leader uniform topology (application of [7]).*

*Proof.* Let  $A \in \mathcal{D}$ , a set of strongly near Delaunay triangles in Delaunay triangulation  $\mathcal{D}$ . Find all  $B \in \mathcal{D}$  that are close to  $A$ , *i.e.*,  $A \delta B$ . For each  $A$ , this procedure determines a family of Delaunay triangles that are near  $A$ . By definition, this procedure also determines a local Leader uniform topology. □

#### REFERENCES

- [1] G. Beer, *Topologies on Closed and Closed Convex Sets*, Kluwer Academic Pub., Boston, MA, 1993, MR1269778.
- [2] B.N. Delone [Delaunay, *Sur la sphère vide*, *Izvestia Akad. Nauk SSSR, Otdelenie Matematicheskii i Estestvennyka Nauk* **7** (1934), 793-800.
- [3] A. Di Concilio, *Proximity: A powerful tool in extension theory, function spaces, hyper-spaces, Boolean algebras and point-free geometry*, Amer. Math. Soc. Contemporary Math. **486** (2009), 89114, MR2521943.
- [4] H. Edelsbrunner, *Geometry and topology of mesh generation*, Cambridge University Press, Cambridge, UK, 2001, 209 pp., MR1833977.
- [5] H. Edelsbrunner, *A Short Course in Computational Geometry and Topology*, Springer, Berlin, 110 pp.
- [6] S.K. Ghosh, *Visibility Algorithms in the Plane*, Cambridge University Press, Cambridge, UK, 2007, MR2355301.
- [7] S. Leader, *On clusters in proximity spaces*, *Fundamenta Mathematicae* **47** (1959), 205213, MR0112120.
- [8] S.A. Naimpally and J.F. Peters, *Topology with applications. Topological spaces via near and far*, World Scientific, Singapore, 2013, xv + 277pp, MR3075111, Zbl 1295.68010.
- [9] J.F. Peters and S.A. Naimpally, *Applications of near sets*, *Notices of the Amer. Math. Soc.* **59** (2012), no. 4, 536-542, MR2951956.
- [10] J.F. Peters, *Proximal Voronoï Regions*, [arXiv:1411.3570 \[math.MG\]](https://arxiv.org/abs/1411.3570) (2014), 1-4.
- [11] G. Voronoï, *Nouvelles applications des paramètres continus à la théorie des formes quadratiques. Premier Mémoire*, *J. für die reine und angewandte Math.* **133** (1908), 97-178, JFM 38.0261.01.

*E-mail address:* James.Peters3@umanitoba.ca

COMPUTATIONAL INTELLIGENCE LABORATORY, UNIVERSITY OF MANITOBA, WPG, MB, R3T 5V6, CANADA