

VIRTUAL BRAIDS AND VIRTUAL CURVE DIAGRAMS

OLEG CHTERENTAL

August 29, 2021

ABSTRACT. There is a well known injective homomorphism $\phi : \mathcal{B}_n \rightarrow \text{Aut}(F_n)$ from the classical braid group \mathcal{B}_n into the automorphism group of the free group F_n , first described by Artin [Ar]. This homomorphism induces an action of \mathcal{B}_n on F_n that can be recovered by considering the braid group as the mapping class group of H_n (an upper half plane with n punctures) acting naturally on the fundamental group of H_n .

Kauffman introduced virtual links [Ka] as an extension of the classical notion of a link in \mathbb{R}^3 . There is a corresponding notion of a virtual braid. In this paper, we will generalize the above action to virtual braids. We will define a set, \mathcal{VCD}_n , of “virtual curve diagrams” and define an action of \mathcal{VB}_n on \mathcal{VCD}_n . Then, we will show that, as in Artin’s case, the action is faithful. This provides a combinatorial solution to the word problem in \mathcal{VB}_n .

In the papers [B, M], an extension $\psi : \mathcal{VB}_n \rightarrow \text{Aut}(F_{n+1})$ of the Artin homomorphism was introduced, and the question of its injectivity was raised. We find that ψ is not injective by exhibiting a non-trivial virtual braid in the kernel when $n = 4$.

1. INTRODUCTION

Virtual knot theory was introduced by Kauffman in [Ka]. It is an extension of classical knot theory in the sense that the set of isotopy classes of classical links embeds naturally into the set of virtual isotopy classes of virtual links. Virtual links have a topological interpretation as links in thickened surfaces up to the addition/removal of trivial handles and diffeomorphisms of the thickened surface [CKS]. Such a representation of minimal genus is unique [Ku]. Many classical link invariants such as the fundamental group of the complement, the Alexander and Jones polynomials, and Khovanov homology, have multiple extensions to virtual links. For further information and references regarding virtual knot theory, the reader may consult [MI].

There is a relationship between virtual links and closed virtual braids, via virtual versions of the Alexander and Markov theorems [K, KL].

$$\sigma_i : \begin{array}{c} | \quad | \quad \cdots \quad \times \quad \cdots \quad | \\ 1 \quad 2 \quad \quad i \quad i+1 \quad n \end{array} \quad \sigma_i^{-1} : \begin{array}{c} | \quad | \quad \cdots \quad \times \quad \cdots \quad | \\ 1 \quad 2 \quad \quad i \quad i+1 \quad n \end{array}$$

FIGURE 1. Braid diagrams for the braid group generators.

The set of virtual braids on n strands forms a group, \mathcal{VB}_n , that has been studied from several angles [BMVW, C, GP].

While we are primarily interested in the virtual braid group \mathcal{VB}_n , we start with a brief review of the ordinary braid group and its “Artin representation”. Our work on \mathcal{VB}_n is then a generalization of the classical case.

1.1. Review of braids and the Artin representation. Recall the braid group \mathcal{B}_n on n strands. The standard presentation of \mathcal{B}_n has generators $\sigma_1, \dots, \sigma_{n-1}$ and relations $\sigma_i \sigma_j = \sigma_j \sigma_i$ for $|i - j| > 1$ and $\sigma_i \sigma_{i+1} \sigma_i = \sigma_{i+1} \sigma_i \sigma_{i+1}$ for $1 \leq i \leq n-2$. Braid words can be represented by braid diagrams. Each generator has a braid diagram as in Figure 1. The diagram of a product $\alpha\beta$ is obtained by stacking the diagram of α on top of the diagram for β .

Let F_n be the free group on n symbols x_1, x_2, \dots, x_n . Artin [Ar] studied a homomorphism ϕ from \mathcal{B}_n to the automorphism group $\text{Aut}(F_n)$ defined by

$$\phi(\sigma_i)(x_j) = \begin{cases} x_j & j \neq i, i+1 \\ x_i x_{i+1} x_i^{-1} & j = i \\ x_i & j = i+1 \end{cases}.$$

We will alternatively refer to this homomorphism as the **Artin action** or the Artin representation. If β is a braid on n strands then there is a permutation π of $\{1, 2, \dots, n\}$ and an element $U_j \in F_n$ for each $1 \leq j \leq n$ such that $\phi(\beta)(x_j) = U_j x_{\pi(j)} U_j^{-1}$. The elements U_j are uniquely determined up to multiplication on the right by $x_{\pi(j)}^{\pm 1}$. Thus the vector of free group cosets

$$(U_1 \langle x_{\pi(1)} \rangle, U_2 \langle x_{\pi(2)} \rangle, \dots, U_n \langle x_{\pi(n)} \rangle),$$

completely determines the map $\phi(\beta)$ on the free group. The cosets (and by abuse of terminology, the U_j 's) will be referred to as the **braid coordinates** of β .

Let H_n be the upper half-plane $\mathbb{R} \times [0, \infty)$ with n punctures lying on some horizontal line above the boundary. Choose a base point on the boundary. Consider a closed path starting at the base point and winding once clockwise around the j^{th} puncture from the left as in Figure 2. By associating this path to the free group generator x_j , the

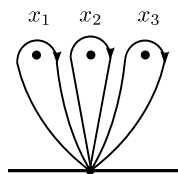


FIGURE 2. The generators of the fundamental group of H_3 .

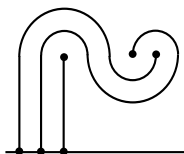


FIGURE 3. The curve diagram of $\sigma_2^{-1}\sigma_1\sigma_2 \in \mathcal{B}_3$.

fundamental group of H_n can be identified with F_n . The coordinates of a braid can then be depicted as a collection of n curves, each curve connecting the base point to one of the punctures in H_n .

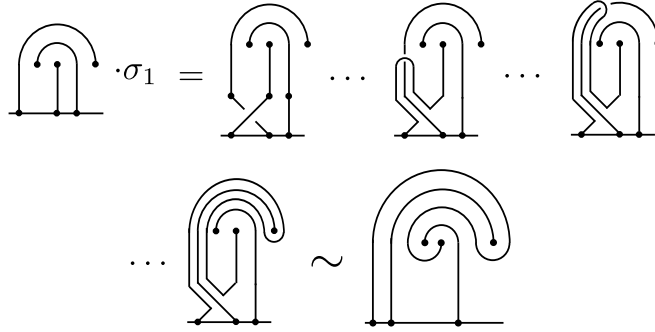
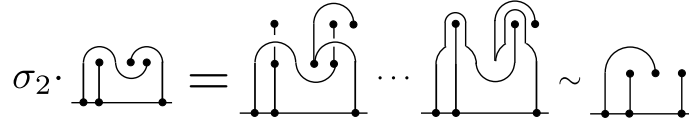
The above approach to the Artin action has been used in [Br] to give a normal form for braids, in [DDRW] to give another derivation of the Dehornoy ordering of braids, and in [DW] to give another polynomial time solution to the word problem in the braid group. It suffices to say that the curve diagram approach provides an interesting perspective on the braid group.

For example, Figure 3 shows the curve diagram of the braid $\sigma_2^{-1}\sigma_1\sigma_2 \in \mathcal{B}_3$. For the sake of neatness, we have n different base points ordered from left to right. The curve starting at the i^{th} base point from the left represents the i^{th} braid coordinate. The curves are taken up to homotopy relative to the base points and puncture points. One verifies that the diagram in Figure 3 is correct by calculating the action of $\phi(\sigma_2^{-1}\sigma_1\sigma_2)$ on the free group generators x_1, x_2 and x_3 . The braid coordinates of $\sigma_2^{-1}\sigma_1\sigma_2$ are

$$(x_1\langle x_3 \rangle, x_1x_3^{-1}\langle x_2 \rangle, \langle x_1 \rangle),$$

and this agrees with the diagram.

If the braid coordinates of β are known, then one can determine the braid coordinates of $\sigma_i^{\pm 1}\beta$ and $\beta\sigma_i^{\pm 1}$. This induces both a left action and a right action of \mathcal{B}_n on curve diagrams with n curves. Both actions can be described by a “pushing off” procedure, for example as in Gaifullin-Manturov [GM]. If D is a curve diagram then the curve diagram $D \cdot \sigma_i^{\pm 1}$ is obtained by stacking D on top of the braid diagram

FIGURE 4. The right action of \mathcal{B}_n on curve diagrams.FIGURE 5. The left action of \mathcal{B}_n on curve diagrams.

for $\sigma_i^{\pm 1}$ and pushing the upper strand off of the lower strand. This is shown in Figure 4. The curve diagram $\sigma_i^{\pm 1} \cdot D$ is obtained by stacking the curve diagram for $\sigma_i^{\pm 1}$ on top of the curve diagram D and pushing off the curves. The stacking is done in such a way that the bottom endpoints of the diagram of $\sigma_i^{\pm 1}$ are extended below the curves of D to connect to the puncture points of D . This is shown in Figure 5.

In Figure 6, the pushing off procedure is used to compute the right action of the braid word $\sigma_2^{-1}\sigma_1\sigma_2$ on I_3 , the trivial curve diagram with 3 curves. The procedure returns the curve diagram in Figure 3. This is expected, since for any braid β we have $\beta \cdot I_n = I_n \cdot \beta$ and both are equal to the curve diagram for that braid. Artin proved that ϕ is injective, so a braid is determined by its braid coordinates or equivalently by its curve diagram.

1.2. Motivating virtual curve diagrams for virtual braids. All of this can be repeated, with some modifications, in the setting of virtual braids. Let \mathcal{VB}_n be the virtual braid group on n strands. This group has a presentation with generators $\sigma_1, \dots, \sigma_{n-1}$ and $\tau_1, \dots, \tau_{n-1}$. The generators $\sigma_1, \dots, \sigma_{n-1}$ satisfy the ordinary braid group relations. The generators $\tau_1, \dots, \tau_{n-1}$ generate the symmetric group on n symbols and satisfy the relations $\tau_i\tau_j = \tau_j\tau_i$ for $|i - j| > 1$ and $\tau_i\tau_{i+1}\tau_i = \tau_{i+1}\tau_i\tau_{i+1}$ for $1 \leq i \leq n - 2$ and $\tau_i^2 = 1$ for $1 \leq i \leq n - 1$. Additionally, there are mixed relations $\sigma_i\tau_j = \tau_j\sigma_i$ for $|i - j| > 1$ and $\tau_{i+1}\sigma_i\tau_{i+1} =$

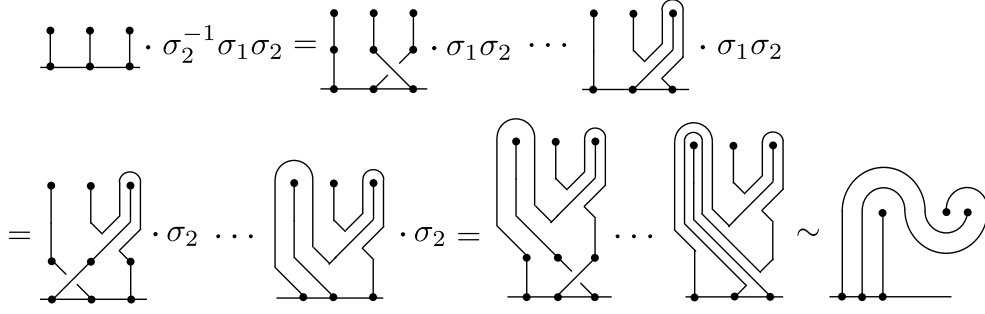


FIGURE 6. The right action of $\sigma_2^{-1}\sigma_1\sigma_2 \in pB_3$ on I_3 , the trivial curve diagram with three curves.

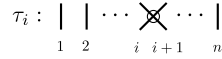


FIGURE 7. The virtual braid diagram for the virtual crossing τ_i .

$\tau_i\sigma_{i+1}\tau_i$ for $1 \leq i \leq n - 2$. Virtual braid words can be represented by virtual braid diagrams. The τ_i generator has a virtual braid diagram as in Figure 7. As in the braid case, the diagram of a product $\alpha\beta$ is obtained by stacking the diagram of α on top of the diagram for β .

Before describing the action we will ultimately adopt (see Section 2), we start with a naive extension of the Artin representation to the virtual case. Define a homomorphism $\psi : \mathcal{VB}_n \rightarrow \text{Aut}(F_n)$ by the formula $\psi(\sigma_i) = \phi(\sigma_i)$ and

$$\psi(\tau_i)(x_j) = \begin{cases} x_j & j \neq i, i + 1 \\ x_{i+1} & j = i \\ x_i & j = i + 1 \end{cases} .$$

For any virtual braid β , there is a permutation π of $\{1, 2, \dots, n\}$ and an element $U_j \in F_n$ for each $1 \leq j \leq n$ such that $\psi(\beta)(x_j) = U_j x_{\pi(j)} U_j^{-1}$. The elements U_j are uniquely determined up to multiplication on the right by $x_{\pi(j)}^{\pm 1}$. To any virtual braid $\beta \in \mathcal{VB}_n$ we assign the n -tuple of free group cosets

$$(U_1\langle x_{\pi(1)} \rangle, U_2\langle x_{\pi(2)} \rangle, \dots, U_n\langle x_{\pi(n)} \rangle),$$

which we will again refer to as the coordinates of β . The coordinates of a virtual braid may be represented as curves in a punctured half plane in the same way as the coordinates of an ordinary braid. The curves are taken up to homotopy fixing the base points and the punctures. For

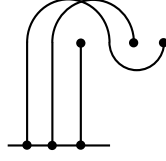


FIGURE 8. The curve diagram of $\tau_2\sigma_1\sigma_2$ and $\sigma_1\sigma_2\tau_1$ in \mathcal{VB}_3 .

example, the coordinates of the two virtual braids $\tau_2\sigma_1\sigma_2$ and $\sigma_1\sigma_2\tau_1$ in \mathcal{VB}_3 are

$$(x_1\langle x_3\rangle, x_1\langle x_2\rangle, \langle x_1\rangle),$$

and the corresponding curve diagram is shown in Figure 8 (up to a homotopy of the curves). As we will see, these two virtual braids are distinct and ψ is not injective. In fact, it is known that the kernel of ψ is generated by $\tau_2\sigma_1\sigma_2(\sigma_1\sigma_2\tau_1)^{-1}$ (in the $n = 3$ case). For larger n , it is generated by all braids obtained by adding trivial strands to the left and right of this braid. The quotient $\mathcal{VB}_n/\ker\psi$ is known by several names: the welded braid group, the group of basis-conjugating automorphisms of F_n , and the loop braid group. See [BD] for more information and references regarding welded braids.

In [B, M], another more intricate extension $\psi : \mathcal{VB}_n \rightarrow \text{Aut}(F_{n+1})$ of the Artin representation was given, mapping a virtual braid on n strands to an automorphism of the free group on $n + 1$ generators x_1, x_2, \dots, x_n, q . Up till now, the injectivity of this ψ has been open. However, we will show in Section 5 that this representation has a non-trivial kernel as well.

In search of a virtual braid invariant that is stronger than ψ , we alter the definition of a curve diagram. Recall that the n punctures of H_n lie on a horizontal line above the boundary. We call this line the upper line. The different ways that a homotopy of the curves in a curve diagram can interact with the upper line are shown in Figure 9. By restricting the allowed homotopies to exclude the homotopy labelled F , one gets a finer equivalence relation on curve diagrams. The F stands for forbidden, in reference to the forbidden moves of virtual knot theory. These finer equivalence classes of curve diagrams will be called **virtual curve diagrams** (see Section 2 for a more detailed definition). We denote the set of virtual curve diagrams with n curves by \mathcal{VCD}_n .

There are well-defined left and right actions of \mathcal{VB}_n on \mathcal{VCD}_n via the pushing off procedure. Returning to the example of $\tau_2\sigma_1\sigma_2$ and $\sigma_1\sigma_2\tau_1$ in \mathcal{VB}_3 , Figure 10 shows that the right action of both braids on I_3 yields distinct virtual curve diagrams, thanks to the absence of the forbidden homotopy F .

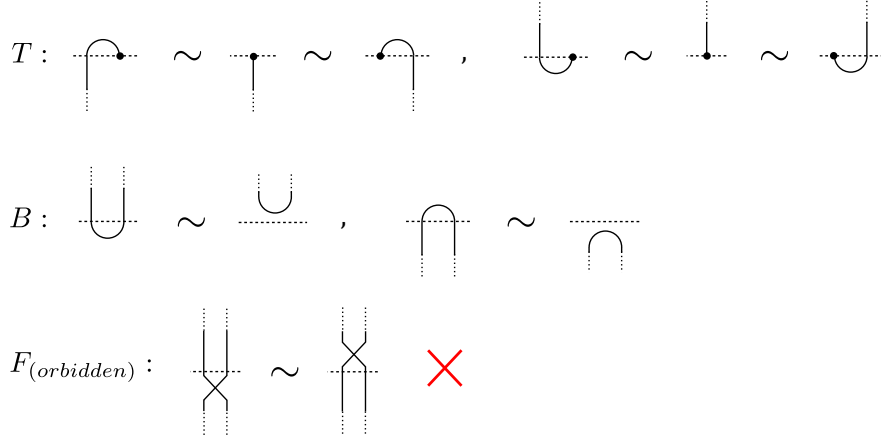


FIGURE 9. Homotopies of curve diagrams interacting with the upper line.

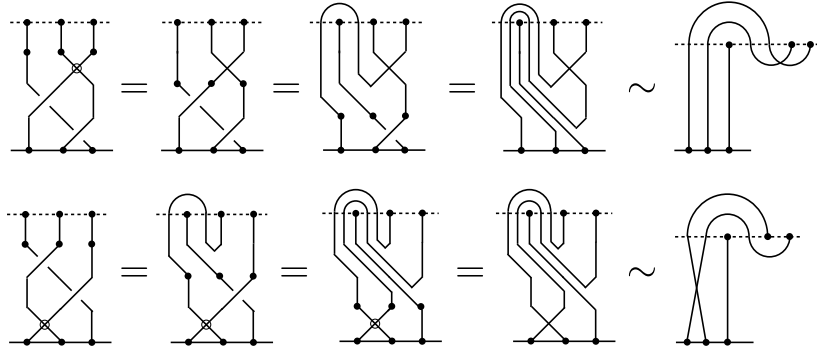


FIGURE 10. The right action of $\tau_2\sigma_1\sigma_2, \sigma_1\sigma_2\tau_1 \in \mathcal{VB}_3$ on I_3 , yields distinct virtual curve diagrams.

We will show that the map from \mathcal{VB}_n to \mathcal{VCD}_n given by $\beta \mapsto \beta \cdot I_n$ is injective (I_n is the trivial virtual curve diagram with n curves). Virtual curve diagrams are easy to tell apart, hence we solve the word problem for \mathcal{VB}_n . Given a braid, the corresponding curve diagram can be calculated in polynomial time in the length of the braid. This fact is briefly explained in [DW] (though in that reference, the real focus is in the opposite direction: extracting a braid word from a curve diagram in polynomial time). It seems likely that in a similar manner virtual curve diagrams can be calculated quickly.

We note that the word problem for \mathcal{VB}_n has already been solved in [GP]. The methods there apply to a general class of Artin-Tits groups that includes \mathcal{VB}_n , and additionally it is shown that \mathcal{VB}_n has virtual

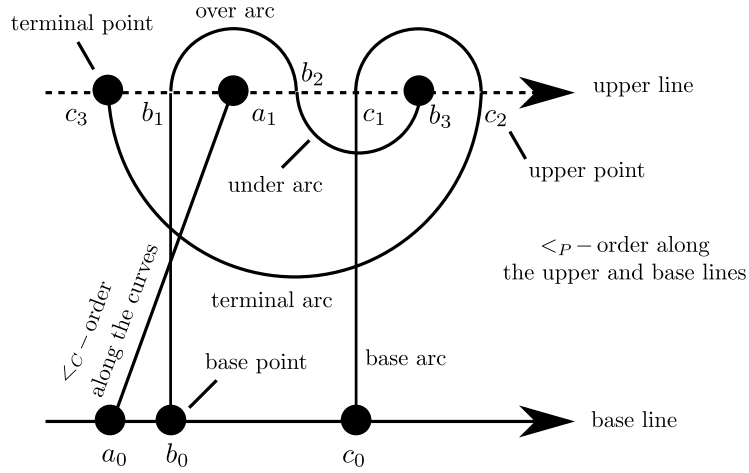


FIGURE 11. A vcd with 3 curves. See Definition 2.1 and Example 2.3. The diagram consists of 7 upper points, 3 base points, 3 terminal points, 3 base arcs, 2 over arcs, 2 under arcs and 3 terminal arcs.

cohomological dimension $n-1$. There is as well a geometric/topological approach to virtual braids initiated in [C].

In Section 2 we introduce virtual curve diagrams, give an example, and define equivalence of virtual curves diagrams. In Section 3 we describe the left action of \mathcal{VB}_n on \mathcal{VCD}_n and show that it is well-defined. In Section 4 we prove that the left action of \mathcal{VB}_n on \mathcal{VCD}_n is faithful. In Section 5 we describe an element of the kernel of the map ψ of Bardakov and Manturov.

ACKNOWLEDGEMENTS

I'd like to thank my Ph.D. advisor Dror Bar-Natan for his support during the course of my degree and feedback during the writing of this paper.

I also wish to thank Valeriy G. Bardakov, Paolo Bellingeri, Hans U. Boden, Bruno A. Cisneros De La Cruz, Louis H. Kauffman, Vassily Manturov and Emmanuel Wagner for several helpful discussions and comments.

2. VIRTUAL CURVE DIAGRAMS

2.1. A formal definition and an example. For the following definition, it may be helpful to refer to Example 2.3 along with Figure 11.

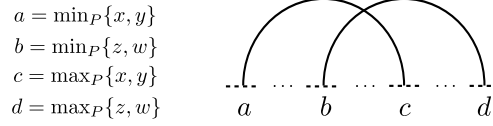


FIGURE 12. The configuration of over arcs (x, y) , (z, w) that may not occur in a virtual curve diagram.

Definition 2.1. A **virtual curve diagram** (or vcd) D with n curves is a tuple $(P, <_P, <_C)$ where:

- P is a finite set whose elements are called **points**.
- The pair $(P, <_P)$ is a partially ordered set isomorphic to two disjoint chains U and B . The elements of U are **upper points** and the elements of B are **base points**.
- The pair $(P, <_C)$ is a partially ordered set that is isomorphic to $n = |B|$ disjoint chains called **curves**. Every curve's minimal point is a base point and every curve ends at an upper point, the **terminal point**. Pairs of points (a, b) where $b <_C$ -covers a will be called **arcs**. Note that since terminal points are not base points, every curve contains at least two points.
- Assume some curve consists of the points $a_0 <_C a_1 <_C \dots <_C a_r$, where a_0 is a base point and a_r is a terminal point. The arc (a_0, a_1) is the **base arc**. For $k \geq 1$, any arc of the form (a_{2k-1}, a_{2k}) is an **over arc** and any arc of the form (a_{2k}, a_{2k+1}) is an **under arc**. The arc (a_{r-1}, a_r) is the **terminal arc**, and it may happen that the terminal arc is a base arc, or an over arc, or an under arc. If (x, y) and (z, w) are any two over arcs (potentially from different curves) then

$$\min_P\{x, y\} <_P \min_P\{z, w\} <_P \max_P\{x, y\} <_P \max_P\{z, w\},$$

must not occur, as shown in Figure 12. Note that the min and max functions are taken with respect to the $<_P$ -order.

Remark 2.2. We draw curve diagrams with a few conventions. The upper and base points lie on two horizontal lines oriented left to right. The upper line is called the **upper line** and contains the upper points and the lower line is called the **base line** and contains the base points. The upper line is dashed. The $<_P$ -order agrees with the order of the points along the oriented lines. The over and under arcs of $<_C$ are represented by arcs connecting the corresponding points. Base arcs will be represented by line segments connecting the base point to the corresponding upper point. Base points and terminal points will be

emphasized with big dots. Note that in Definition 2.1, the inequality condition on over arcs is equivalent to the curves not intersecting above the upper line. Figure 11 depicts the curve diagram of Example 2.3.

Example 2.3. Let U be the set $\{a_1, b_1, b_2, b_3, c_1, c_2, c_3\}$ and B the set $\{a_0, b_0, c_0\}$. Let $<_C$ be given by

$$a_0 <_C a_1 \text{ and } b_0 <_C b_1 <_C b_2 <_C b_3 \text{ and } c_0 <_C c_1 <_C c_2 <_C c_3,$$

and let $<_P$ be given by $a_0 <_P b_0 <_P c_0$ and

$$c_3 <_P b_1 <_P a_1 <_P b_2 <_P c_1 <_P b_3 <_P c_2.$$

The over arcs are (b_1, b_2) and (c_1, c_2) and one can see that the condition on over arcs is satisfied, so this is indeed a virtual curve diagram. This example is shown in Figure 11, following the conventions in Remark 2.2.

Example 2.4. The trivial curve diagram I_n is the vcd given by $B = \{b_1, b_2, \dots, b_n\}$, $U = \{t_1, t_2, \dots, t_n\}$, $b_i <_C t_i$ for $1 \leq i \leq n$, and

$$t_1 <_P t_2 <_P \dots <_P t_n,$$

and

$$b_1 <_P b_2 <_P \dots <_P b_n.$$

2.2. An equivalence relation. We now define an equivalence relation \sim on \mathcal{VCD}_n . This equivalence permits the moves T and B described in the introduction, as well as relabellings of the points of a curve diagram. If x and y are points, we say they are **adjacent** if there are no points strictly between them in the $<_P$ order.

Definition 2.5. Refer to Figure 13. Let $D = (P, <_P, <_C)$ and $E = (Q, <_Q, <_R)$ be two vcds. Then D and E are related by a relabelling of their points if there exists a bijection $P \rightarrow Q$ that induces order isomorphisms $(P, <_P) \rightarrow (Q, <_Q)$ and $(P, <_C) \rightarrow (Q, <_R)$.

We say D and E are related by a **T -move**, if there exists a curve in D containing a terminal arc (a, b) where a and b are adjacent, and $Q = P \setminus \{b\}$, and the orders $<_Q$ and $<_R$ are the restrictions of $<_P$ and $<_C$ to Q . In this case, the point a is a terminal point in E .

We say D and E are related by a **B -move**, if there exists a curve in D containing three $<_C$ -consecutive arcs $(a, b), (b, c), (c, d)$ where b and c are adjacent, and $Q = P \setminus \{b, c\}$, and the orders $<_Q$ and $<_R$ are the restrictions of $<_P$ and $<_C$ to Q .

If there exists a sequence D_1, D_2, \dots, D_n of vcds such that D_k is related to D_{k+1} by a relabelling or a T or B -move for each $1 \leq k < n$, then we say D_1 is **equivalent** to D_n , and write $D_1 \sim D_n$.

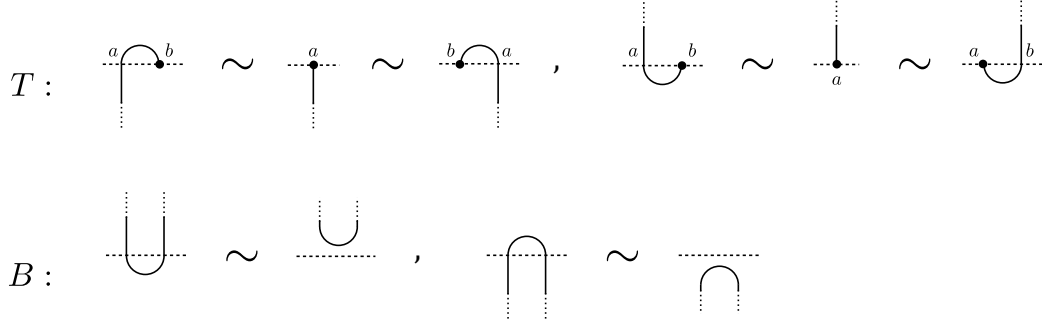


FIGURE 13. The T and B -moves.

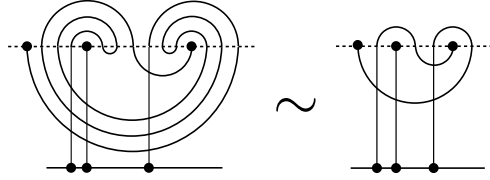


FIGURE 14. A pair of equivalent vcds, one of which is simplified.

Remark 2.6. Any diagram is equivalent to a unique diagram with a minimal amount of points. Such a diagram has no T or B -moves possible which decrease the number of points. If a diagram is the minimal representative of its \sim -equivalence class, we will say that the diagram is **simplified**. Figure 14 gives a pair of equivalent vcds, one of which is simplified.

3. THE ACTION OF VIRTUAL BRAIDS ON VIRTUAL CURVE DIAGRAMS

In the introduction we claimed there are left and right actions of \mathcal{VB}_n on \mathcal{VCD}_n . From now on we will only be interested in the left action. In this section we will clarify the action and prove some general facts.

3.1. Defining the action and checking its well-definedness. In the next section we will prove that the left action is faithful. To check that the action is well-defined, it is only necessary to check that $R_1 \cdot D = R_2 \cdot D$ for any $D \in \mathcal{VCD}_n$ and any defining relation $R_1 = R_2$ in the presentation for \mathcal{VB}_n .

Figure 16 shows how one would prove this equality for the easiest relation $\sigma_1 \cdot (\sigma_1^{-1} \cdot D) = D$. We have simplified the situation in that the generic diagram D could have many more over arcs than depicted in Figure 16, however this fact won't change the overall proof. Note that

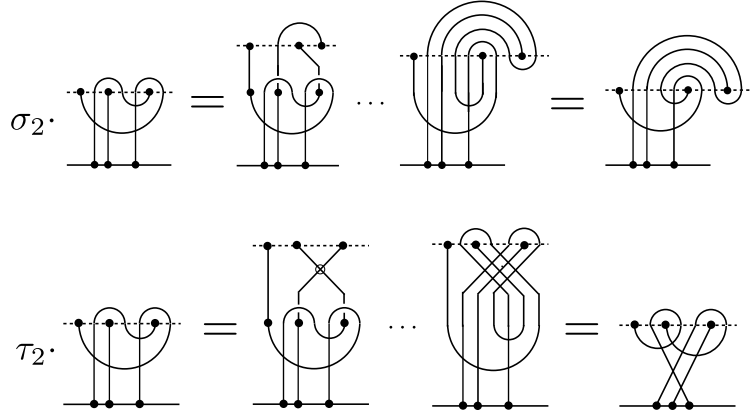
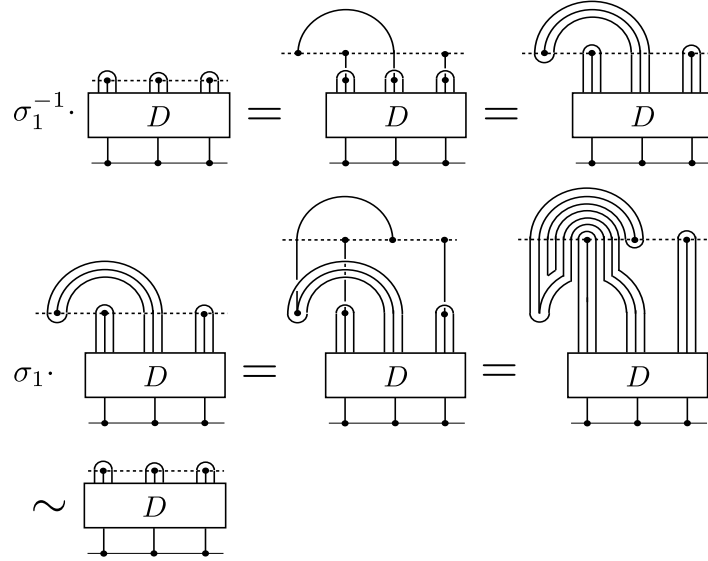


FIGURE 15. Two examples of the left action.

FIGURE 16. The relation $\sigma_1 \cdot (\sigma_1^{-1} \cdot D) = D$ holds.

the contents of the box labelled D are irrelevant to the proof as well. In a similar way one would prove the relation $\tau_1 \cdot (\sigma_2 \cdot (\tau_1 \cdot D)) = \tau_2 \cdot (\sigma_1 \cdot (\tau_2 \cdot D))$ as in Figure 17. Finally, Figure 18 shows the Reidemeister three relation $\sigma_1 \cdot (\sigma_2 \cdot (\sigma_1 \cdot D)) = \sigma_2 \cdot (\sigma_1 \cdot (\sigma_2 \cdot D))$.

3.2. Some properties of the action. Let $D \in \mathcal{VCD}_n$ be a simplified virtual curve diagram. If (a, b) is an over or under arc and c is an upper point such that $a <_P c <_P b$ or $b <_P c <_P a$ then the arc (a, b)

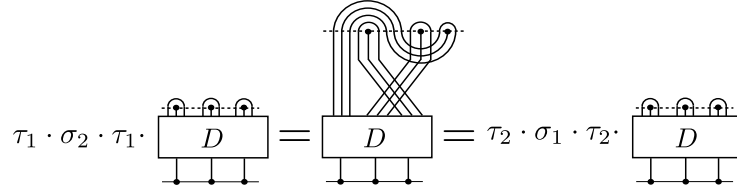


FIGURE 17. The relation $\tau_1 \cdot (\sigma_2 \cdot (\tau_1 \cdot D)) = \tau_2 \cdot (\sigma_1 \cdot (\tau_2 \cdot D))$ holds.

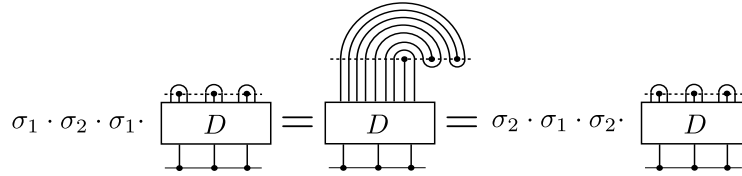


FIGURE 18. The relation $\sigma_1 \cdot (\sigma_2 \cdot (\sigma_1 \cdot D)) = \sigma_2 \cdot (\sigma_1 \cdot (\sigma_2 \cdot D))$ holds.

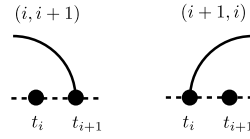


FIGURE 19. The two types of terminal over arcs.

encloses the point c . If (a, b) encloses both points of some arc (c, d) then (a, b) will be said to enclose (c, d) .

Assume that the terminal points of the curves in D are

$$t_1 <_P t_2 <_P \dots <_P t_n.$$

If a terminal over arc terminates at the terminal point t_{i+1} and encloses t_i we will say the terminal over arc is of **type** $(i, i + 1)$ and if it terminates at t_i and encloses t_{i+1} we will say it is of type $(i + 1, i)$. Any terminal over arc is of one of these types for some i . This is depicted in Figure 19. Note that Figure 11 in Section 2 depicts a vcd with no terminal over arcs. Note also that in any vcd with terminal over arcs as in Figure 19, there certainly may be other arcs between t_i and t_{i+1} , though they are not drawn in the figure.

Remark 3.1. Note that the curve diagram of a non-trivial braid $\beta \in \mathcal{B}_n$ always has a terminal over arc. Indeed consider a simplified curve diagram that has no terminal over arcs. If it has only terminal base arcs it is the trivial diagram. If it has a terminal under arc, then consider an inner-most terminal under arc, i.e. a terminal under arc

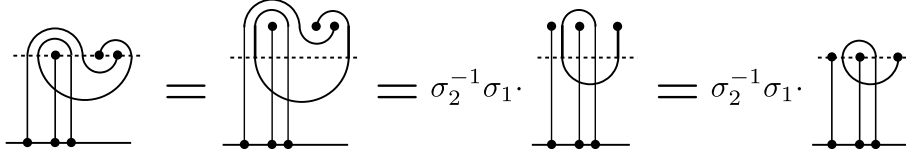


FIGURE 20. A vcd with top braid $\sigma_2^{-1}\sigma_1$.

that encloses no terminal points. Then one sees that the diagram is not simplified as there will be a simplifying T or B -move.

Two under arcs (a, b) and (c, d) are said to **cross**, if (a, b) encloses one of the points c or d but not both. Similarly an under arc (a, b) and a base arc (c, d) are said to cross if (a, b) encloses d . Finally two base arcs (a, b) and (c, d) cross if $a <_P c$ and $d <_P b$. An under arc is said to be **free** if no other arcs cross it and it encloses no pair of crossing under arcs.

Proposition 3.2. *Given a simplified vcd D , there is a unique braid $\beta \in \mathcal{B}_n$ such that the simplified representative of $\beta^{-1} \cdot D$ has no terminal over arcs.*

Proof. Sitting on “top” of any simplified vcd is the simplified curve diagram of a braid $\beta \in \mathcal{B}_n$, along with some superfluous curves thrown in. This curve diagram contains all over arcs and free under arcs of D . Figure 20 gives an example of such a factorization. It follows that $\beta^{-1} \cdot D$ has no top braid and hence no terminal over arcs. Note that $\beta^{-1} \cdot D$ will still have non-terminal over arcs in general. We will denote β by $t(D)$. \square

Based on the above proposition, an ordinary braid generator σ_i acts on a vcd by acting on the curve diagram of the top braid, as well as any other superfluous curves in the way. For example, in the first row of Figure 15, the second puncture effectively travelled over and to the right of the third puncture, pulling any curves in the way along with it.

Now let’s examine the action of permutations. We have already described how a transposition τ_i acts on a vcd. The following example describes the action of a more general permutation on a simplified vcd.

Example 3.3. Assume π is a permutation and there exists some $1 \leq i, k$ with $i + k \leq n$ and $\pi(i + j) = \pi(i) + j$ for $1 \leq j \leq k$. That is, π translates the interval $[i, i + k]$ to the interval $[\pi(i), \pi(i) + k]$ and is otherwise unrestricted. Let D be a simplified vcd. Consider the region of D above the upper line, and between the terminal points t_i and t_{i+k} .

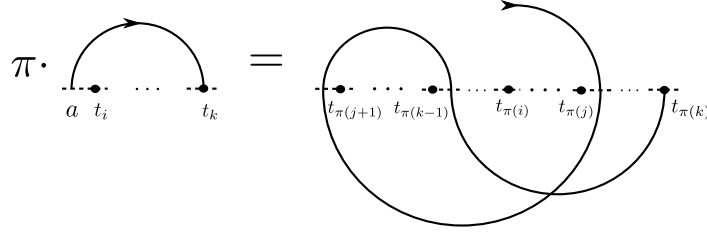


FIGURE 21. A permutation acting on a terminal over arc (a, t_k) with $a <_P t_k$.

This region will completely agree with the region above the upper line and between the terminal points $t_{\pi(i)}$ and $t_{\pi(i)+k}$ in the simplified representative of $\pi \cdot D$. This fact more or less completely determines how to figure out the action of a general permutation (aside from keeping track of the under arcs), since any permutation has a unique decomposition into such translations that are maximal. Consider the following example of the above description.

Suppose as in Figure 21, a simplified vcd D contains a terminal over arc (a, t_k) (with $a <_P t_k$) enclosing the terminal points t_i to t_{k-1} . Suppose for $i \leq j < k - 1$ that π maps the closed interval $[i, j]$ to $[\pi(i), \pi(j)]$ and $[j + 1, k - 1]$ to $[\pi(j + 1), \pi(k - 1)]$, whilst preserving the order and length of the intervals. Assume also that $\pi(k - 1) < \pi(i)$ and $\pi(j) < \pi(k)$. Then the simplified representative of $\pi \cdot D$ will have an over arc enclosing at least the terminal points $t_{\pi(i)}$ to $t_{\pi(j)}$, followed by an under arc, followed by an over arc enclosing the terminal points $t_{\pi(j+1)}$ to $t_{\pi(k-1)}$, followed by an under arc terminating at $t_{\pi(k)}$ as shown in Figure 21.

4. INJECTIVITY

In this section we show that $\beta \mapsto \beta \cdot I_n$ is injective. We will define an equivalence relation \leftrightarrow and a “reduction” relation \rightarrow on \mathcal{VCD}_n and a complexity measure $c : \mathcal{VCD}_n \rightarrow \mathbb{Z}_{\geq 0}$. We will then show that if $D \rightarrow E$ then $c(D) > c(E)$ and if $D \leftrightarrow E$ then $c(D) = c(E)$. We will then show that given any $D \in \mathcal{VCD}_n$ there is a sequence of reductions and \leftrightarrow -equivalences ending in a unique diagram of minimal complexity, up to \leftrightarrow -equivalence. Furthermore, the reductions and \leftrightarrow -equivalences will spell out a virtual braid word, and the corresponding virtual braid will be well-defined (i.e. will depend only on D).

In particular, for D in the orbit $\mathcal{VB}_n \cdot I_n$, the unique minimal diagram will be I_n , up to \leftrightarrow -equivalence. The proof will be packaged in an application of the diamond lemma (see Lemma 4.4).

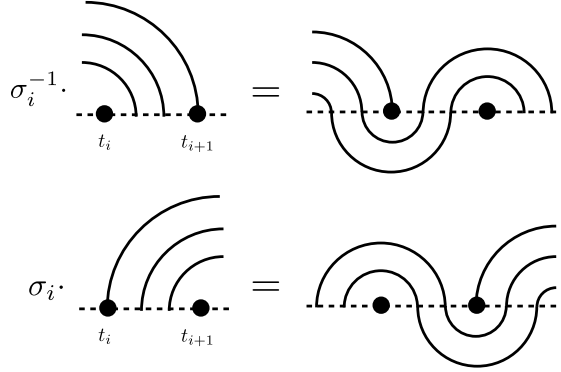


FIGURE 22. The \rightarrow relation decreases complexity.

Let's begin by introducing the measure of complexity of a simplified virtual curve diagram. For each i let $o_i(D)$ equal the number of over arcs strictly enclosing t_i . Let the **complexity** $c(D)$ equal $\sum_{i=1}^n o_i(D)$. If D is not simplified, define $o_i(D) = o_i(E)$ and $c(D) = c(E)$ where E is the simplified diagram equivalent to D .

Definition 4.1. Define a binary relation \rightarrow on \mathcal{VCD}_n as follows:

- (1) If a simplified diagram D contains a terminal over arc of type $(i, i + 1)$ then let $D \rightarrow \sigma_i^{-1} \cdot D$.
- (2) If a simplified diagram D contains a terminal over arc of type $(i + 1, i)$ then let $D \rightarrow \sigma_i \cdot D$.

Remark 4.2. If $D_1 \rightarrow D_2$ then $c(D_1) > c(D_2)$. If D_1 had a terminal over arc of type $(i, i + 1)$ (resp. $(i + 1, i)$) then multiplying by σ_i^{-1} (resp. σ_i) would have the effect in Figure 22. Note that in the figure, the complexity of the right hand side is already less by 1 than the complexity of the left hand side, and the right hand side might not even be simplified (simplifying would only potentially decrease the complexity). Note also that there may be arcs that are not drawn, but they are unchanged from the left hand side to the right hand side.

Define an equivalence relation \leftrightarrow on virtual curve diagrams by $D \leftrightarrow E$ if there is a permutation π such that $D = \pi \cdot E$. Denote the equivalence class of D with square brackets, $[D]$. Similarly let $[\beta]$ be the left coset $S_n \beta \subset \mathcal{VB}_n$, where S_n is the symmetric group generated by the τ_i 's.

Remark 4.3. If $D \leftrightarrow E$ then $c(D) = c(E)$. It is enough to check this in the case where $E = \tau_i \cdot D$. By the definition of the action of a generator τ_i (refer to Figure 15), one sees that $c(D) \geq c(\tau_i \cdot D)$, since

the naive diagram for $\tau_i \cdot D$ might not be simplified. However by the same reasoning $c(\tau_i \cdot D) \geq c(\tau_i \cdot \tau_i \cdot D) = c(D)$ as well, so $c(D) = c(\tau_i \cdot D)$.

Later we will need to apply the diamond lemma to the relation \rightarrow . We remind the reader now of the precise statement of the diamond lemma.

Lemma 4.4 (Diamond lemma). *If \rightarrow is a connected Noetherian binary relation (Noetherian: an infinite $a_1 \rightarrow a_2 \rightarrow \dots$ is ultimately stationary), and if whenever $a \rightarrow b$ and $a \rightarrow c$ there is d with $b \Rightarrow d$ and $c \Rightarrow d$ where \Rightarrow is the reflexive transitive closure of \rightarrow , then there is a unique m such that $\forall a, a \Rightarrow m$.*

We will be using the diamond lemma on the relation \rightarrow (defined on the quotient of \mathcal{VCD}_n by the action of permutations, to be explained in Definition 4.10). Thus the following proposition is important. It says that for any vcd D and any braid generator σ_i we have $D \rightarrow \sigma_i \cdot D$ or $\sigma_i \cdot D \rightarrow D$. Likewise for σ_i^{-1} either $D \rightarrow \sigma_i^{-1} \cdot D$ or $\sigma_i^{-1} \cdot D \rightarrow D$. Thus any action of a braid generator either performs a reduction or reverses a reduction.

Proposition 4.5. *Let D be a simplified diagram and fix an i with $1 \leq i \leq n - 1$. If D has no terminal over arc of type $(i + 1, i)$ then $\sigma_i \cdot D$ has a terminal over arc of type $(i, i + 1)$. Likewise, if D has no terminal over arc of type $(i, i + 1)$ then $\sigma_i^{-1} \cdot D$ has a terminal over arc of type $(i + 1, i)$.*

Proof. Since we are dealing with the action of braid generators on a vcd, this is really a statement about the curve diagram of the top braid $t(D)$ of D (see Proposition 3.2), and thus a statement about ordinary curve diagrams of ordinary braids.

Assume D does not have a terminal over arc of type $(i + 1, i)$. The possible configurations before and after multiplying by σ_i are shown in Figure 23. The right hand side of each equation has a terminal over arc of type $(i, i + 1)$ as required.

However, the configuration in the bottom right has a special case which behaves slightly differently than the generic case in Figure 23 after multiplying by σ_i . It is shown in Figure 24. In the special case, the under arc terminating at t_{i+1} encloses only the terminal point t_i and a possibly empty collection of parallel non-crossing under arcs. After multiplying by σ_i the diagram will be as in Figure 24, as opposed to Figure 23. The right hand side still has a terminal over arc of type $(i, i + 1)$, so we are done. The proof of the second half of the proposition, for σ_i^{-1} , follows by taking a mirror reflection of the above proof. \square

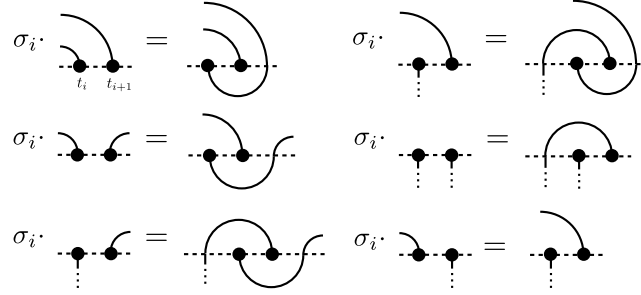
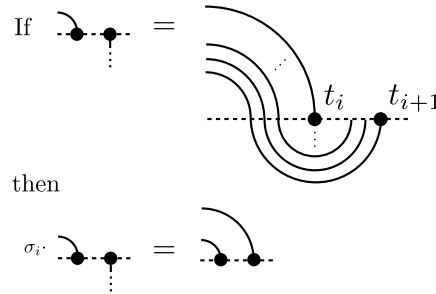
FIGURE 23. Creating a terminal over arc of type $(i, i + 1)$.

FIGURE 24. A special case in Proposition 4.5.

The following proposition will also be important when applying the diamond lemma to \rightarrow .

Proposition 4.6. *Let D be a simplified vcd and assume $D \rightarrow E$ and $D \rightarrow F$. Then there exists a vcd G such that $E \Rightarrow G$ and $F \Rightarrow G$.*

Proof. Consider the top braid $t(D)$. Since $D \rightarrow E$ and $D \rightarrow F$, we have $t(D) \rightarrow t(E)$ and $t(D) \rightarrow t(F)$ along the same terminal over arcs. By Remark 3.1 we can reduce $t(E)$ until it is trivial and similarly reduce $t(F)$ until it is trivial. Thus $E \Rightarrow G$ and $F \Rightarrow G$ where $G = t(D)^{-1} \cdot D$. \square

The following definition is related to Example 3.3. It considers when a permutation preserves a reduction, or equivalently when a permutation preserves the existence of a particular terminal over arc.

Definition 4.7. Let D be a simplified diagram. Let π be some permutation. Assume there is a terminal over arc of type $(i, i + 1)$ or $(i + 1, i)$ in D . We say it is left **intact** by π or that the terminal over arc is intact in $\pi \cdot D$ if $\pi(i + 1) = \pi(i) + 1$ (note that it is the same condition for both types of terminal over arcs).

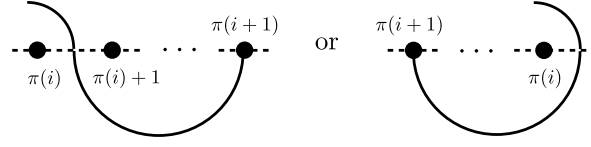


FIGURE 25. The two configurations of a terminal over arc of type $(i, i + 1)$ not left intact by a permutation.

Remark 4.8. If π leaves a terminal over arc of type $(i, i + 1)$ (resp. $(i + 1, i)$) intact, then the simplified representative of $\pi \cdot D$ will contain a terminal over arc of type $(\pi(i), \pi(i) + 1)$ (resp. $(\pi(i) + 1, \pi(i))$). If a terminal over arc is not left intact, then the simplified representative $\pi \cdot D$ will contain one of the two configurations in Figure 25 (in the figure, we are depicting the case where the terminal over arc was of type $(i, i + 1)$). In both configurations, the dotted gap might contain other terminal points. Note that if $\pi(i + 1) = \pi(i) + 1$ then $\pi\sigma_i^{\pm 1} = \sigma_{\pi(i)}^{\pm 1}\pi$. Note also that if a terminal over arc is left intact by a permutation, it is not the entire over arc that is left “intact” (graphically speaking), but only at least the portion enclosing the terminal point of the arc and the adjacent terminal point.

The next proposition will tell us that one terminal over arc being intact does not interfere with another terminal over arc being intact. This will be convenient when proving the second part of Theorem 4.11.

Proposition 4.9. *Let D be a simplified diagram. Assume D contains a terminal over arc of type $(i, i + 1)$ and $\pi \cdot D$ contains a terminal over arc of type $(j, j + 1)$ or $(j + 1, j)$, where π is some permutation. Then there is a permutation γ such that both terminal over arcs are intact in $\gamma \cdot D$.*

Proof. Note that our goal is to construct a permutation γ such that $\gamma(i + 1) = \gamma(i) + 1$ and $\gamma\pi^{-1}(j + 1) = \gamma\pi^{-1}(j) + 1$. If π leaves $(i, i + 1)$ intact, then we can choose $\gamma = \pi$. Assume π does not leave $(i, i + 1)$ intact. Thus we have one of the configurations of Figure 25. Assume it is in the first configuration, i.e. $\pi(i + 1) > \pi(i) + 1$. There are two cases where it is not possible to construct a γ (for combinatorial reasons). They are $\pi(i) = j$ and $\pi(i + 1) = j + 1$. We will show they cannot occur in a vcd.

Assume first that $\pi(i + 1) > \pi(i) + 1$ and $\pi(i) = j$. Then clearly $j + 1 = \pi(i) + 1$ and the configuration present in $\pi \cdot D$ looks as in the left side of Figure 26. If we now apply π^{-1} to arrive back at D , we will get the right side of Figure 26 (this is due to the description in

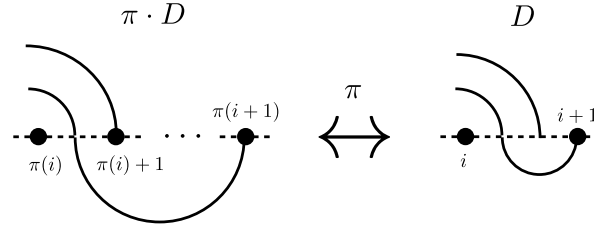


FIGURE 26. Impossibility of the case $\pi(i) = j$ in Proposition 4.9.

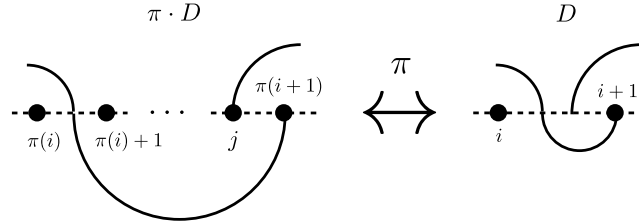


FIGURE 27. Impossibility of the case $\pi(i+1) = j+1$ in Proposition 4.9.

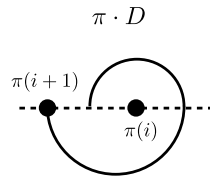


FIGURE 28. Impossibility of the case $\pi(i+1) = \pi(i) - 1 = j$ in Proposition 4.9.

Example 3.3), which should have a terminal over arc of type $(i, i+1)$. However the presence of a terminal over arc of type $(j, j+1)$ in $\pi \cdot D$ prevents this.

Assume that $\pi(i+1) > \pi(i)+1$ and $\pi(i+1) = j+1$. The configuration must look as in the left side of Figure 27. After multiplying by π^{-1} to get back to D , we have a contradiction. There cannot be a terminal over arc in $\pi \cdot D$ of type $(j+1, j)$ with $j+1 = \pi(i+1)$ while at the same time a terminal over arc of type $(i, i+1)$ in D .

Assume now that the terminal over arc of type $(i, i+1)$ not left intact by π is in the second configuration of Figure 25, that is, $\pi(i+1) < \pi(i)$. The cases where it is not possible to construct γ are when $\pi(i) = j$,

$\pi(i+1) = j+1$ and the special case $\pi(i+1) = \pi(i) - 1 = j$ or $\pi(i+1) = \pi(i) - 1 = j - 1$. The first two cases are handled as before. Consider the special case $\pi(i+1) = \pi(i) - 1 = j$ or $\pi(i+1) = \pi(i) - 1 = j - 1$. Then the terminal over arc of type $(i, i+1)$ must appear in $\pi \cdot D$ as in Figure 28. It is clear that there can be no terminal over arc terminating at $\pi(i)$.

In all cases aside from the above, a γ satisfying the required conditions can be constructed combinatorially without issue. \square

Definition 4.10. We can extend \rightarrow to the set of pairs

$$\mathcal{P}' = \{(\beta, D) \mid \beta \in \mathcal{VB}_n, D \in \mathcal{VCD}_n\},$$

given by $(\beta, D) \rightarrow (\sigma_i^{\pm 1}\beta, \sigma_i^{\pm 1} \cdot D)$ if $D \rightarrow \sigma_i^{\pm 1} \cdot D$ according to Definition 4.1.

Consider the set

$$\mathcal{P} = \{([\beta], [D]) \mid \beta \in \mathcal{VB}_n, D \in \mathcal{VCD}_n\}.$$

There is also an extension of \rightarrow on \mathcal{P} given by $(\mathfrak{d}_1, \mathcal{D}_1) \rightarrow (\mathfrak{d}_2, \mathcal{D}_2)$ if there exists $\beta_1 \in \mathfrak{d}_1, D_1 \in \mathcal{D}_1, \beta_2 \in \mathfrak{d}_2, D_2 \in \mathcal{D}_2$ such that $(\beta_1, D_1) \rightarrow (\beta_2, D_2)$.

If there is a sequence $X \rightarrow Y \rightarrow \dots \rightarrow Z$ we will write $X \Rightarrow Z$ (for X, Y, \dots, Z in \mathcal{VCD}_n or \mathcal{P}' or \mathcal{P}).

The next theorem demonstrates that Lemma 4.4, is applicable to \rightarrow on \mathcal{P} .

Theorem 4.11. *The relation \rightarrow on \mathcal{P} satisfies the following properties:*

- (1) *There is no infinite sequence $(\mathfrak{d}_1, \mathcal{D}_1) \rightarrow (\mathfrak{d}_2, \mathcal{D}_2) \rightarrow (\mathfrak{d}_3, \mathcal{D}_3) \rightarrow \dots$*
- (2) *If $(\mathfrak{d}, \mathcal{D}) \rightarrow (\mathfrak{e}, \mathcal{E})$ and $(\mathfrak{d}, \mathcal{D}) \rightarrow (\mathfrak{f}, \mathcal{F})$ then there is a pair $(\mathfrak{g}, \mathcal{G})$ such that $(\mathfrak{e}, \mathcal{E}) \Rightarrow (\mathfrak{g}, \mathcal{G})$ and $(\mathfrak{f}, \mathcal{F}) \Rightarrow (\mathfrak{g}, \mathcal{G})$.*
- (3) *The set $\{([\beta], [D]) \in \mathcal{P} \mid \beta \cdot I_n = D\} \subset \mathcal{P}$ is a connected component of \rightarrow .*

Proof. The first part follows from Remark 4.2: if $D_1 \rightarrow D_2$ then $c(D_1) > c(D_2)$.

For the second part let $(\mathfrak{d}, \mathcal{D}) \rightarrow (\mathfrak{e}, \mathcal{E})$ and $(\mathfrak{d}, \mathcal{D}) \rightarrow (\mathfrak{f}, \mathcal{F})$. Assume that $\beta \in \mathfrak{d}, D \in \mathcal{D}$, and π is a permutation such that D has a terminal over arc of type $(i, i+1)$ and $\pi \cdot D$ has a terminal over arc of type $(j, j+1)$ or $(j+1, j)$. Let $E = \sigma_i^{-1} \cdot D$ and $F = \sigma_j^{\pm 1} \cdot (\pi \cdot D)$.

By Proposition 4.9, there is a permutation γ such that the terminal over arc of type $(i, i+1)$ in D and the terminal over arc of type $(j, j+1)$ or $(j+1, j)$ in $\pi \cdot D$ are intact in $\gamma \cdot D$. There are a few ways that two

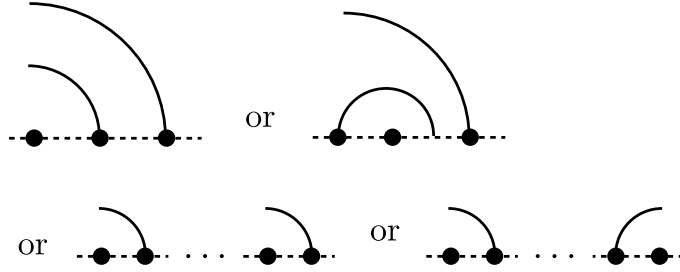


FIGURE 29. The configurations of terminal over arcs in $\gamma \cdot D$.

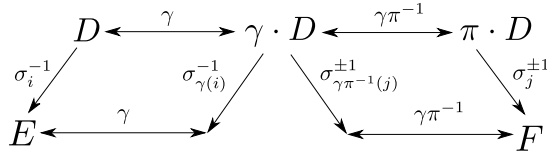


FIGURE 30. A preliminary commutative diagram.

terminal over arcs can overlap, they are all depicted in Figure 29 up to a mirror reflection.

Since γ leaves $(i, i+1)$ in D intact in $\gamma \cdot D$ and $\gamma \pi^{-1}$ leaves $(j, j+1)$ or $(j+1, j)$ in $\pi \cdot D$ intact in $\gamma \cdot D$, by Remark 4.8 we have

$$\gamma \sigma_i^{-1} = \sigma_{\gamma(i)}^{-1} \gamma,$$

and

$$\gamma \pi^{-1} \sigma_j^{\pm 1} = \sigma_{\gamma \pi^{-1}(j)}^{\pm 1} \gamma \pi^{-1}.$$

Thus we have the commutative diagram of Figure 30.

In Figure 30 we have two reductions on $\gamma \cdot D$. We know by Proposition 3.2 that there is a common reduction $G = t(\gamma \cdot D)^{-1} \cdot (\gamma \cdot D)$. As well, by Artin's theorem, we know that both reduction paths from $\gamma \cdot D$ to G spell out two braid words that are equivalent as braids (since curve diagrams faithfully represent ordinary braids). Thus we have a completed “diamond” as in Figure 31.

Finally we show that $\{([\beta], [D]) \in \mathcal{P} | \beta \cdot I_n = D\}$ is a connected component of \rightarrow . By Proposition 4.5, if D does not have a terminal over arc of type $(i+1, i)$ then $\sigma_i \cdot D$ does so in this case $\sigma_i \cdot D \rightarrow D$. If D does have a terminal over arc of type $(i+1, i)$ then $D \rightarrow \sigma_i \cdot D$. Thus for any D either $D \rightarrow \sigma_i \cdot D$ or $\sigma_i \cdot D \rightarrow D$ (with a similar statement holding for σ_i^{-1}).

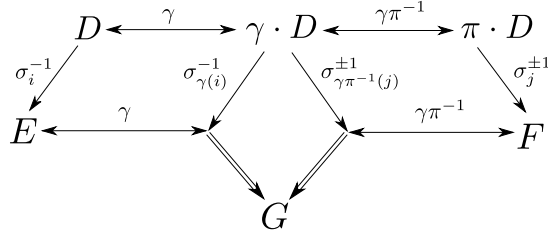


FIGURE 31. A completed “diamond”.

Now any $D \in \mathcal{VB}_n \cdot I_n$ is of the form $\beta \cdot I_n$ for some virtual braid word β so there is a sequence of diagrams

$$I_n = D_1, D_2, \dots, D_r = D,$$

such that for all $k \geq 1$ either $D_k \leftrightarrow D_{k+1}$ or $D_k \rightarrow D_{k+1}$ or $D_{k+1} \rightarrow D_k$. Thus $\{([\beta], [D]) \in \mathcal{P} \mid \beta \cdot I_n = D\}$ is a connected component of \rightarrow . \square

We can now prove injectivity.

Theorem 4.12. *Let $\beta \in \mathcal{VB}_n$ such that $\beta \cdot I_n = I_n$. Then $\beta = 1_{\mathcal{VB}_n}$.*

Proof. By Lemma 4.4 and Theorem 4.11, there is a unique minimal element in \mathcal{P} with respect to \rightarrow . Clearly that element is $([1_{\mathcal{VB}_n}], [I_n])$.

If β were not trivial, it certainly wouldn't be a permutation since $\pi \cdot I_n \neq I_n$ unless $\pi = 1_{\mathcal{VB}_n}$. Thus $([\beta], [I_n])$ would be a minimal element in \mathcal{P} distinct from $([1_{\mathcal{VB}_n}], [I_n])$, a contradiction. \square

Remark 4.13. The above theorems show that each orbit of \mathcal{VB}_n acting on \mathcal{VCD}_n contains a unique (up to the action of permutations) element of minimal complexity, and that the action on that element is faithful.

5. THE MAP ψ AND ITS KERNEL

Consider the action induced by the map $\psi : \mathcal{VB}_n \rightarrow \text{Aut}(F_{n+1})$ given in [B, M], where F_{n+1} is the free group on generators x_1, x_2, \dots, x_n, q . The formula for ψ is:

$$\psi(\sigma_i)(x_j) = \begin{cases} x_j & j \neq i, i+1 \\ x_i x_{i+1} x_i^{-1} & j = i \\ x_i & j = i+1 \end{cases},$$

$$\psi(\tau_i)(x_j) = \begin{cases} x_j & j \neq i, i+1 \\ q x_{i+1} q^{-1} & j = i \\ q^{-1} x_i q & j = i+1 \end{cases},$$

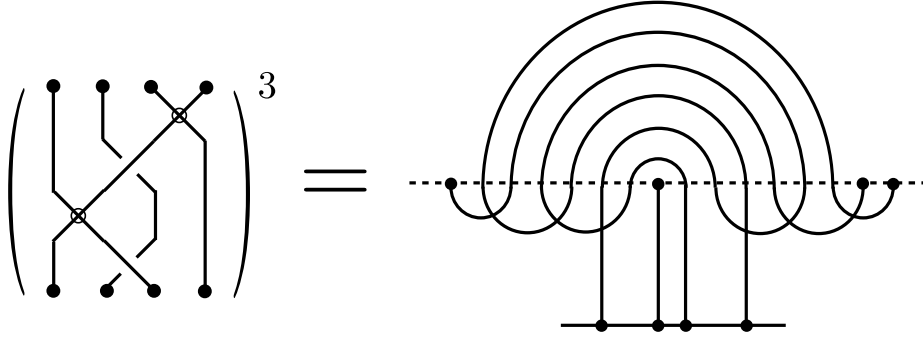


FIGURE 32. The element $(\tau_3\sigma_2\tau_1\sigma_2^{-1})^3$ of $\ker(\psi : \mathcal{VB}_4 \rightarrow \text{Aut}(F_5))$.

and $\psi(\sigma_i)(q) = \psi(\tau_i)(q) = q$.

Remark 5.1. Given a virtual braid β , there is a procedure, described to the author independently by V. G. Bardakov, D. Bar-Natan, and B. A. Cisneros De La Cruz, to calculate the free group elements $\psi(\beta)(x_i)$, directly from the vcd for β . We now describe this procedure and then use it to verify that a particular virtual braid is in $\ker \psi$ for $n = 4$.

The free group element $\psi(\beta)(x_i)$ is of the form $U_i x_{\pi(i)} U_i^{-1}$. To calculate U_i from the vcd of β , we begin at the base point of the i^{th} curve, and travel along this curve to its terminal point, building up U_i along the way. If the i^{th} curve enters a crossing and the second curve crosses from the right, append a q to the end of U_i . If the second curve crosses from the left, append a q^{-1} to the end of U_i . If the i^{th} curve goes clockwise (or counterclockwise) over the j^{th} terminal point (in the $<_P$ -order), then append x_j (or x_j^{-1} if counterclockwise) to U_i .

Example 5.2. One can determine, using Theorem 4.11, that the vcd in Figure 11 comes from the braid $\tau_1\tau_2\sigma_2\tau_2\sigma_1\tau_1$. Following the above recipe, the action of this braid on (x_1, x_2, x_3) is

$$(q^2 x_2 q^{-2}, x_2 q x_3 q^{-1} x_2^{-1}, x_3 q^{-3} x_1 q^3 x_3^{-1}),$$

which can be verified by direct calculation via the formula for ψ as well.

With some trial and error, one may find a particular element of the kernel of ψ :

Proposition 5.3. *The virtual braid $\beta = (\tau_3\sigma_2\tau_1\sigma_2^{-1})^3 \in \mathcal{VB}_4$ is in $\ker(\psi : \mathcal{VB}_4 \rightarrow \text{Aut}(F_5))$.*

Proof. Figure 32 depicts β and its non-trivial vcd. Note that the braid word read left to right translates to the braid diagram read top to bottom. Using the procedure in Remark 5.1, one can quickly verify

that the action of $\psi(\beta)$ is indeed trivial. Alternatively, this can and should be (and was) checked with the aid of a computer. \square

As far as the author can tell, it remains possible that ψ is injective for $n = 3$. The set of finite type invariants of pure 3-strand virtual braids is known to form a complete invariant, as shown in [BMWV]. This would also follow from the injectivity of ψ for $n = 3$.

REFERENCES

- [Ar] E. Artin, *Theory of Braids*, Annals of Mathematics, Second Series, Vol. 48, No. 1 (Jan., 1947), pp. 101-126.
- [B] V. G. Bardakov, *Virtual and welded links and their invariants*, Siberian Electronic Mathematical Reports, Volume: 2, page 196-199, 2005
- [BMWV] V. G. Bardakov, R. Mikhailov, V. V. Vershinin, J. Wu, *On the pure virtual braid group \mathcal{PV}_3* , arXiv: math/0906.1743
- [Ba] D. Bar-Natan, *Vassiliev Homotopy String Link Invariants*, Journal of Knot Theory and its Ramifications 4-1 (1995) 13-32.
- [BD] D. Bar-Natan, Z. Dancso, *Finite Type Invariants of w -Knotted Objects I: w -Knots and the Alexander Polynomial*, <http://arxiv.org/abs/1405.1956>
- [Br] X. Bressaud, *A normal form for braids*, J. Knot Theory Ramifications, 17, 697 (2008).
- [CKS] J. S. Carter, S. Kamada, M. Saito, *Stable equivalence of knots on surfaces and virtual knot cobordisms*, J. Knot Theory Ramifications 11, 311 (2002).
- [C] B. A. Cisneros De La Cruz, *Virtual braids from a topological viewpoint*, <http://arxiv.org/abs/1402.0300>
- [DDRW] P. Dehornoy, I. Dynnikov, D. Rolfsen, B. Wiest, *Ordering braids*, Math. Surveys and Monographs 148, AMS (2008)
- [DW] I. Dynnikov, B. Wiest, *On the complexity of braids*, J. Eur. Math. Soc. 9 (2007), 801-840
- [GM] A. A. Gaifullin, V. O. Manturov, *On the recognition of braids*, J. Knot Theory Ramifications 11, 1193 (2002).
- [GP] E. Godelle, L. Paris, *$K(\pi, 1)$ and word problems for infinite type Artin-Tits groups, and applications to virtual braid groups*, Mathematische Zeitschrift, December 2012, Volume 272, Issue 3-4, pp 1339-1364
- [K] S. Kamada, *Braid presentation of virtual knots and welded knots*, Osaka J. Math. Volume 44, Number 2 (2007), 441-458.
- [Ka] L. H. Kauffman, *Virtual Knot Theory*, Europ. J. Combinatorics (1999) 20, 663691
- [KL] L. H. Kauffman, S. Lambropoulou, *Virtual braids and the L -move*, J. Knot Theory Ramifications 15, 773 (2006)
- [Ku] G. Kuperberg, *What is a virtual link?*, Algebraic & Geometric Topology 3 (2003) 587591
- [M] V. O. Manturov, *On recognition of virtual braids*, Zap. Nauchn. Sem. POMI, 2003, Volume 299, 267286
- [MI] V. O. Manturov, D. P. Ilyutko, *Virtual Knots*, World Scientific, 2013.