

Four-body contributions to $\bar{B} \rightarrow X_s \gamma$ at NLO

Tobias Huber^a, Michał Poradziński^{a,b}, and Javier Virto^a

^a*Theoretische Physik 1, Naturwissenschaftlich-Technische Fakultät,
Universität Siegen, D-57068 Siegen, Germany*

^b*Faculty of Physics, University of Warsaw, PL-00-681 Warsaw, Poland*

E-mail: huber@physik.uni-siegen.de, michal.poradzinski@fuw.edu.pl,
virto@physik.uni-siegen.de

ABSTRACT: Ongoing efforts to reduce the perturbative uncertainty in the $\bar{B} \rightarrow X_s \gamma$ decay rate have resulted in a theory estimate to NNLO in QCD. However, a few contributions from multi-parton final states which are formally NLO are still unknown. These are parametrically small and included in the estimated error from higher order corrections, but must be computed if one is to claim complete knowledge of the $\bar{B} \rightarrow X_s \gamma$ rate to NLO. A major part of these unknown pieces are four-body contributions corresponding to the partonic process $b \rightarrow s \bar{q} q \gamma$. We compute these NLO four-body contributions to $\bar{B} \rightarrow X_s \gamma$, and confirm the corresponding tree-level leading-order results. While the NLO contributions arise from tree-level and one-loop Feynman diagrams, the four-body phase-space integrations make the computation non-trivial. The decay rate contains collinear logarithms arising from the mass regularization of collinear divergences. We perform an exhaustive numerical analysis, and find that these contributions are positive and amount to no more than $\sim 1\%$ of the total rate in the Standard Model, thus confirming previous estimates of the perturbative uncertainty.

KEYWORDS: Rare B decays, NLO calculations, Standard Model

Contents

1	Introduction	1
2	Details of the calculation	4
2.1	Operator identities	5
2.2	Set of Diagrams	9
2.3	Other details	12
2.4	Phase-space integration	13
2.5	Renormalization	16
2.6	Collinear divergences and splitting functions	17
3	Results	19
4	Numerical analysis	20
5	Conclusions	23
A	Intermediate Results	24
A.1	(P_7, P_i) interference	24
A.2	(P_8, P_i) interference	25
A.3	(P_i, P_j) interference	26

1 Introduction

The inclusive radiative B meson decay $\bar{B} \rightarrow X_s \gamma$ is the paradigm for precision tests of the Standard Model (SM) in quark flavor physics. Its branching ratio is measured with a precision of $\sim 7\%$ [1–4]¹,

$$\mathcal{B}(\bar{B} \rightarrow X_s \gamma)_{E_\gamma > 1.6 \text{ GeV}}^{\text{exp}} = (3.43 \pm 0.22) \cdot 10^{-4} . \quad (1.1)$$

To match this experimental precision, a theory calculation to next-to-next-to-leading order (NNLO) accuracy is necessary. This program has been carried out during the last two decades and it is almost – but not quite – finished. The current theory estimate results in the following value [6]:

$$\mathcal{B}(\bar{B} \rightarrow X_s \gamma)_{E_\gamma > 1.6 \text{ GeV}}^{\text{SM}} = (3.15 \pm 0.23) \cdot 10^{-4} , \quad (1.2)$$

¹ The semi-inclusive measurement in the first reference in [2] has recently been superseded by a new, more precise one – see Ref. [5]. However, this new measurement is not yet taken into account in the HFAG average of Eq. (1.1).

where the total $\pm 7\%$ uncertainty is due to non-perturbative (5%), parametric (3%), higher orders (3%) and m_c -interpolation ambiguity (3%) [6].

The calculation can be divided into: 1. Matching conditions [7–15], 2. Anomalous dimensions [16–25], and 3. Matrix elements [26–45]. Matching conditions and anomalous dimensions are complete up to NNLO since a long time. Missing pieces include m_c -dependent matrix elements at NNLO [38, 46], as well as next-to-leading-order (NLO) matrix elements proportional to penguin or CKM-suppressed current-current operators. The latter are formally NLO but are suppressed by very small Wilson coefficients, and should indeed be rather small, fitting within the estimated $\sim 3\%$ uncertainty from higher orders [6, 47]. However, only a full calculation can provide precise knowledge of their true effect, and we intend to do that here. This work constitutes part of an ongoing effort to reduce the perturbative uncertainty down to a negligible level.

The $\bar{B} \rightarrow X_s \gamma$ rate is given by the inclusive partonic rate of the b quark, up to non-perturbative effects that, for a photon energy cut $E_0 = 1.6$ GeV, are estimated at the level of $\sim 5\%$ [48],

$$\Gamma(\bar{B} \rightarrow X_s \gamma)_{E_\gamma > E_0} = \Gamma(b \rightarrow X_s^{\text{parton}} \gamma)_{E_\gamma > E_0} + \mathcal{O}(1/m_b) \quad (1.3)$$

where $b \rightarrow X_s^{\text{parton}} \gamma$ denotes the partonic decay of the b quark into any number of particles with an overall strangeness $S = -1$, plus a hard photon with $E_\gamma > E_0$, and *excluding* charm:

$$\Gamma(b \rightarrow X_s^{\text{parton}} \gamma) = \Gamma(b \rightarrow s \gamma) + \Gamma(b \rightarrow sg \gamma) + \Gamma(b \rightarrow sq \bar{q} \gamma) + \dots, \quad (1.4)$$

with $q = u, d, s$. Each individual rate is an interference of different amplitudes, computed as matrix elements of local operators in the effective Lagrangian:

$$\mathcal{L}_{\text{eff}} = \mathcal{L}_{\text{QED+QCD}} + \frac{4G_F}{\sqrt{2}} V_{ts}^* V_{tb} \left[\sum_{i=1}^2 (\mathcal{C}_i^u P_i^u + \mathcal{C}_i^c P_i^c) + \sum_{i=3}^8 \mathcal{C}_i P_i \right] + h.c., \quad (1.5)$$

where the operators P_i are defined as [19]:

$$\begin{aligned} P_1^q &= (\bar{s}_L \gamma_\mu T^a q_L) (\bar{q}_L \gamma^\mu T^a b_L), & P_2^q &= (\bar{s}_L \gamma_\mu q_L) (\bar{q}_L \gamma^\mu b_L), \\ P_3 &= (\bar{s}_L \gamma_\mu b_L) \sum_q (\bar{q} \gamma^\mu q), & P_4 &= (\bar{s}_L \gamma_\mu T^a b_L) \sum_q (\bar{q} \gamma^\mu T^a q), \\ P_5 &= (\bar{s}_L \gamma_\mu \gamma_\nu \gamma_\rho b_L) \sum_q (\bar{q} \gamma^\mu \gamma^\nu \gamma^\rho q), & P_6 &= (\bar{s}_L \gamma_\mu \gamma_\nu \gamma_\rho T^a b_L) \sum_q (\bar{q} \gamma^\mu \gamma^\nu \gamma^\rho T^a q), \\ P_7 &= (e/16\pi^2) m_b (\bar{s}_L \sigma^{\mu\nu} b_R) F_{\mu\nu}, & P_8 &= (g_s/16\pi^2) m_b (\bar{s}_L \sigma^{\mu\nu} T^a b_R) G_{\mu\nu}^a. \end{aligned} \quad (1.6)$$

With this notation, $\mathcal{C}_{1,2}^q$ contain CKM phases: $\mathcal{C}_{1,2}^q = -\lambda_q C_{1,2}$, with $\lambda_q \equiv V_{qs}^* V_{qb} / V_{ts}^* V_{tb}$ and $C_{1,2}$ defined in the usual way, e.g. Ref. [19]. We will also use the notation $\mathcal{C}_{1u} \equiv \mathcal{C}_1^u$ etc. The other Wilson coefficients are simply $\mathcal{C}_{3,\dots,8} = C_{3,\dots,8}$ as in Ref. [19].

For more than two final state particles, the rate involves integration over phase space; the photon spectrum opens up, and the rate depends on the photon-energy cut. The perturbative contribution can be written, in the notation of Ref. [35], as:

$$\Gamma(b \rightarrow X_s^{\text{parton}} \gamma)_{E_\gamma > E_0} = \Gamma_0 \sum_{i,j} \mathcal{C}_i^{\text{eff}}(\mu_b)^* \mathcal{C}_j^{\text{eff}}(\mu_b) \tilde{G}_{ij}(\mu_b, \delta), \quad (1.7)$$

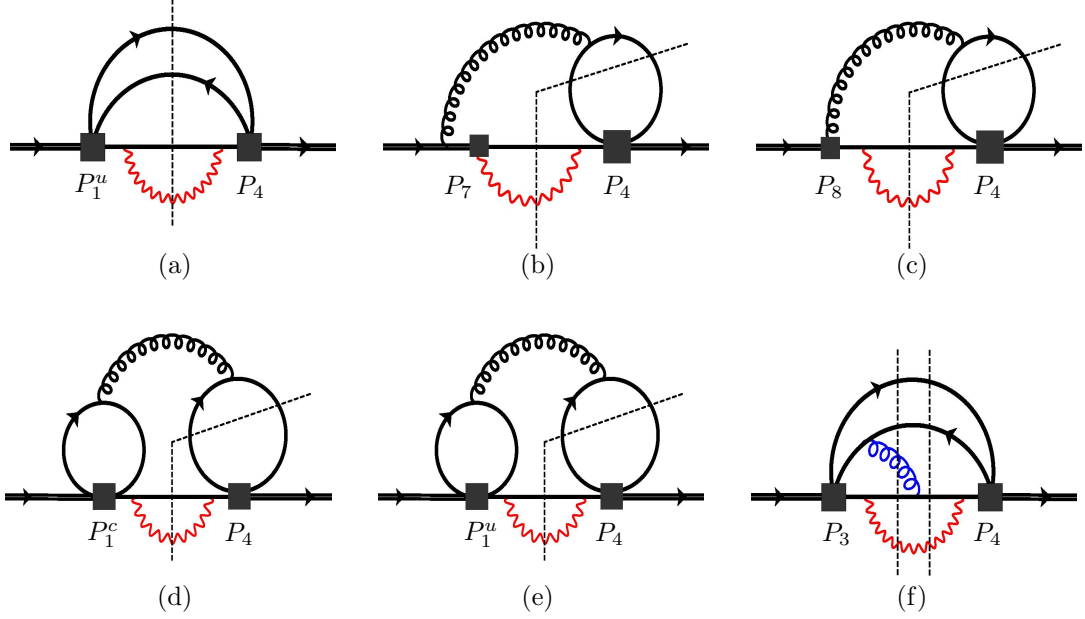


Figure 1. Sample cut-diagrams contributing to LO and NLO four-body matrix elements. In our calculation we include all contributions but those from panel (f). See the text for details.

summed over $i, j = 1u, 2u, 3, \dots, 6, 1c, 2c, 7, 8$, and with the normalization

$$\Gamma_0 = \frac{G_F^2 m_b^5 \alpha_e |V_{ts}^* V_{tb}|^2}{32\pi^4}. \quad (1.8)$$

The “effective” Wilson coefficients are $\mathcal{C}_{1q,2q,3,\dots,6}^{\text{eff}} = \mathcal{C}_{1q,2q,3,\dots,6}$, $\mathcal{C}_7^{\text{eff}} = \mathcal{C}_7 - \frac{1}{3}\mathcal{C}_3 - \frac{4}{3}\mathcal{C}_4 - \frac{20}{3}\mathcal{C}_5 - \frac{80}{9}\mathcal{C}_6$ and $\mathcal{C}_8^{\text{eff}} = \mathcal{C}_8 + \mathcal{C}_3 - \frac{1}{6}\mathcal{C}_4 + 20\mathcal{C}_5 - \frac{10}{3}\mathcal{C}_6$. Throughout the paper we use the NDR- $\overline{\text{MS}}$ scheme with fully anti-commuting γ_5 .

The objects \tilde{G}_{ij} arise from the interference of operators P_i and P_j in the squared matrix elements, integrated over phase space. They depend on the photon energy cut through the variable $\delta \equiv 1 - 2E_0/m_b$. In the notation of Ref. [38], where normalization to the inclusive semileptonic $b \rightarrow u$ rate is used, $K_{ij} = \tilde{G}_{ij}/G_u$, with $G_u = 1 + C_F(\frac{25}{2} - 12\zeta_2)\frac{\alpha_s}{4\pi} + \mathcal{O}(\alpha_s^2)$ [49].

In this paper we focus on the four-body contributions to $\Gamma(b \rightarrow X_s^{\text{parton}} \gamma)_{E_\gamma > E_0}$, corresponding to $\Gamma(b \rightarrow s\bar{q}q\gamma)$:

$$\Gamma(b \rightarrow s\bar{q}q\gamma)_{E_\gamma > E_0} = \Gamma_0 \sum_{i,j} \mathcal{C}_i^{\text{eff}}(\mu_b)^* \mathcal{C}_j^{\text{eff}}(\mu_b) G_{ij}(\mu_b, \delta), \quad (1.9)$$

where we define G_{ij} as the $b \rightarrow s\bar{q}q\gamma$ contribution to \tilde{G}_{ij} . In addition, we expand G_{ij} as:

$$G_{ij}(\mu, \delta) = G_{ij}^{(0)}(\delta) + \frac{\alpha_s(\mu)}{4\pi} G_{ij}^{(1)}(\mu, \delta) + \mathcal{O}(\alpha_s^2). \quad (1.10)$$

There is a hierarchy in the size of the Wilson coefficients of the operators in Eq. (1.6), which can be divided into two classes:

$$A = \{P_1^c, P_2^c, P_7, P_8\}; \quad B = \{P_1^u, P_2^u, P_3, P_4, P_5, P_6\}. \quad (1.11)$$

Operators in class A have large Wilson coefficients, whereas class- B operators have either very small Wilson coefficients or are CKM-suppressed. Among the four-body leading and next-to leading contributions we distinguish four groups:

- Tree-level (B, B) interference (Fig. 1.a). These are the leading-order (LO) contributions and provide the complete matrix $G^{(0)}(\delta)$. This matrix has been computed in Ref. [45].
- Tree-level (A, B) interference (Figs. 1.b and 1.c). These are NLO and provide the matrix elements $G_{7j}^{(1)}$ and $G_{8j}^{(1)}$, with $j = 1u, 2u, 3, \dots, 6$.
- One-loop (A, B) interference (Fig. 1.d). These are NLO and provide the matrix elements $G_{ij}^{(1)}$, with $i = 1c, 2c$ and $j = 1u, 2u, 3, \dots, 6$.
- One-loop (B, B) interference (Figs. 1.e and 1.f). The ones in panel (e) can be obtained from the ones in panel (d) as discussed in Section 2.1, and provide the matrix elements $G_{ij}^{(1)}$, with $i, j = 1u, 2u, 3, \dots, 6$. The ones in panel (f) include five-particle cuts since the one-loop four-body diagrams must be complemented with the five-body gluon-bremsstrahlung correction $b \rightarrow s\bar{q}q\gamma + g$. We therefore leave the contributions from panel (f) aside from the present four-body calculation.

We note that NLO (A, B) interference terms are presumably as large as the (B, B) interference at the LO since $\mathcal{C}_{1u,2u,3,\dots,6} \sim \alpha_s/\pi \mathcal{C}_{1c,2c,7,8}$. For the same reason, the partly neglected (B, B) interference terms at the NLO are expected to be much smaller than the (A, B) interferences that we calculate in a complete manner. As a final comment, we note that four-body NNLO contributions of the type $b \rightarrow sgg\gamma$ are part of the calculation in Ref. [46], and do not interfere with our results.

The structure of the paper is the following. In Section 2 we discuss the details of our calculation and the structure of the different contributions, including the set of diagrams needed, the UV renormalization, and the treatment of collinear divergences. In Section 3 we collect the final results. In Section 4 we perform a numerical study of all the evaluated interferences. Section 5 contains our conclusions. In Appendix A we collect some intermediate results of the calculation, where analytic cancellation of UV and collinear divergences can be explicitly checked.

2 Details of the calculation

The NLO calculation is performed in 4 steps:

1. Evaluation of the cut-diagrams shown in Figs. 2, 3, 4. We use the Cutkosky rules for cut (on-shell) propagators, accounting for spin and color sums for all external particles. The result of each diagram is a contribution to the differential decay rate $\mathcal{K}(s_{ij})$, a scalar function of the momentum invariants s_{ij} , $i, j = 1, \dots, 4$, with $i \neq j$ (see Sections 2.4 and 2.3.2).
2. Integration over the four-particle phase-space. This step is described in Section 2.4.

3. Renormalization: This requires the evaluation of the tree-level diagrams with counterterms shown in Fig. 5, and the corresponding phase-space integration. As a bonus, this step allows one to check the LO result for $G_{ij}^{(0)}$ of Ref. [45]. This step is described in Section 2.5.
4. Collinear logarithms: Having regularized collinear divergences in dimensional regularization, we use the method of splitting functions [45, 50–53] to transform $1/\epsilon_{\text{coll}}$ poles into collinear logarithms of the form $\log(m_q/m_b)$. This requires the computation of the corresponding $b \rightarrow s\bar{q}q$ corrections with subsequent photon emission $q' \rightarrow q'\gamma$ (with $q' = q, s$), by evaluation of the diagrams shown in Fig. 6, the convolution with the splitting function, and the three-particle phase-space integration. This step is described in Section 2.6.

We note that every diagram has to be computed inserting all the operators $P_{1u,2u,3,\dots,6}$ to the right of the cut, and $P_{1u,2u,1c,2c,3,\dots,8}$ to the left (see e.g. Fig. 1), leading to all the different interference terms in the matrix $G_{ij}^{(1)}$. In Section 2.1 we argue that most of the elements of this matrix can be obtained from a reduced set by the use of different operator relations and Fierz identities. In addition, this spells out transparently the dependence of the full result on the Wilson coefficients before any calculation is performed. We will see that – with one exception discussed at the end of Section 2.1.3 – only diagrams with $P_{7,8,1c}$ to the left of the cut and P_4 to the right must be considered. This simplifies the calculation considerably.

Finally, for each diagram in Figs. 2–6, there is the corresponding mirror image. These “mirror” contributions are just obtained by complex conjugation, and ensure that the rate is real, i.e. $G_{ij}^{(1)}$ is hermitian. We disregard these mirror contributions in the calculation, but at the end we substitute $G_{ij}^{(1)} \rightarrow G_{ij}^{(1)} + G_{ji}^{(1)*}$.

2.1 Operator identities

2.1.1 Color

Diagrams with insertion of the color octet operators $P_{4,6}$ are related to the ones with insertion of color singlet operators $P_{3,5}$ by a simple color factor, which can be obtained just from the color structure of the gluon penguin:

$$\begin{array}{c}
 \text{("straight")} \\
 \begin{array}{c}
 \text{Diagram: A circle with a gluon line (g) at the top and a quark line at the bottom. The quark line has a square vertex on the bottom edge. Two horizontal lines with arrows enter from the left and exit to the right, passing through the square vertex.} \\
 \end{array}
 \end{array}
 \longrightarrow
 \begin{cases}
 \text{tr}(T^a) = 0 & \text{color singlet} \\
 \text{tr}(T^b T^a) T^b = \frac{1}{2} T^a & \text{color octet}
 \end{cases}
 \quad (2.1)$$

$$\begin{array}{c}
 \text{("crossed")} \\
 \begin{array}{c}
 \text{Diagram: A circle with a gluon line (g) at the top and a quark line at the bottom. The quark line has two square vertices on the bottom edge. Two horizontal lines with arrows enter from the left and exit to the right, passing through the two square vertices.} \\
 \end{array}
 \end{array}
 \longrightarrow
 \begin{cases}
 T^a & \text{color singlet} \\
 T^b T^a T^b = -\frac{1}{2N_c} T^a & \text{color octet}
 \end{cases}
 \quad (2.2)$$

This leads to the rule that $P_{3,5}$ can always be replaced by:

$$P_{3,5} \rightarrow 0 \quad (\text{straight insertion}) , \quad (2.3)$$

$$P_{3,5} \rightarrow -6 P_{4,6} \quad (\text{crossed insertion}) . \quad (2.4)$$

For the same reason, one can always put $P_2^q \rightarrow -6P_1^q$, meaning that $C_{1,2}^q$ always come in the combination $(C_1^q - 6C_2^q)$.

2.1.2 Insertions to the right of the cut

We restrict ourselves here to the insertion of operators to the *right* of the cut. Using the 4D identity $\gamma^\mu \gamma^\nu \gamma^\lambda = g^{\mu\nu} \gamma^\lambda + g^{\nu\lambda} \gamma^\mu - g^{\mu\lambda} \gamma^\nu + i\epsilon^{\mu\nu\lambda\alpha} \gamma^\alpha \gamma_5$ we find:

$$P_6 = 10P_4 - 6\tilde{P}_4 + \mathcal{O}(\epsilon) , \quad (2.5)$$

where $\tilde{P}_4 = \sum_q (\bar{s}_L \gamma^\mu T^a b_L) (\bar{q} \gamma_\mu \gamma_5 T^a q)$. We now consider the following ‘‘crossed’’ insertion of \tilde{P}_4 into a massless fermion loop with an arbitrary number of *vector* currents:

$$\begin{array}{ccc} \text{Diagram with } \tilde{P}_4 \text{ insertion} & = \dots \gamma_\mu P_L \cdot \underbrace{\gamma^{\mu_1} \gamma^{\mu_2} \dots \gamma^{\mu_N}}_{\text{even \# of } \gamma\text{'s}} \cdot \gamma^\mu \gamma_5 \dots = & \text{Diagram with } -P_4 \text{ insertion} \end{array} \quad (2.6)$$

There is always an even number of gamma matrices to the left of γ_5 , which can be moved besides the projector P_L . After that, the relationship $P_L \gamma_5 = -P_L$ provides the given negative sign.

The ‘‘straight’’ insertion of \tilde{P}_4 does not vanish in general but does not contribute in our case: In the situation where *one* vector current is attached to the loop (Fig. 2), the result is proportional to $\text{Tr}[\gamma^\mu \gamma^\nu \gamma^\rho \gamma^\lambda \gamma_5] \sim \epsilon^{\mu\nu\rho\lambda}$, but there are not enough independent momenta to be contracted with the antisymmetric tensor, so this contribution vanishes. This is true also in the case where the photon couples twice to the quark loop (Fig. 4). In the case of *two* current insertions (Fig. 3) the result is non-zero, but summing over u, d, s quarks in the loop the result is proportional to $Q_u + Q_d + Q_s = 0$.

Summing up, in the diagrams with a P_6 insertion one can always substitute:

$$P_6 \rightarrow 10P_4 + \mathcal{O}(\epsilon) \quad (\text{straight insertion}) ,$$

$$P_6 \rightarrow 16P_4 + \mathcal{O}(\epsilon) \quad (\text{crossed insertion}) . \quad (2.7)$$

The replacement rules (2.7) combined with Eqs. (2.3) and (2.4) imply that the full contribution from $P_{3,4,5,6}$ can be obtained from the terms proportional to C_4^* :

$$\text{Result}(P_{3,4,5,6}, \text{straight}) = (C_4^* + 10C_6^*) \times \text{Result}(P_4, \text{straight}), \quad (2.8)$$

$$\text{Result}(P_{3,4,5,6}, \text{crossed}) = (-6C_3^* + C_4^* - 96C_5^* + 16C_6^*) \times \text{Result}(P_4, \text{crossed}). \quad (2.9)$$

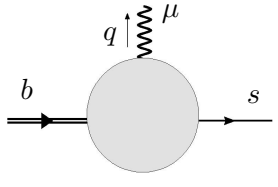
Since this is based on a 4D identity, it is in principle only true up to evanescent terms. Below we show that up to the needed order in ϵ these terms do not contribute. We have also checked this by direct computation.

The (crossed) insertion of the operators $P_{1,2}^u$ can also be obtained from P_4 by an argument almost identical to that of Eq. (2.6). In this case one must pay attention to the case where the photon couples to the loop, where the P_4 and $P_{1,2}^u$ contributions are proportional to different charge factors.

2.1.3 Insertions to the left of the cut

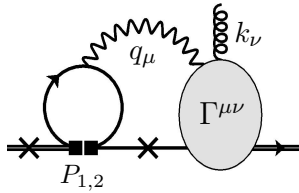
We have shown that we only need to compute diagrams with an insertion of P_4 to the right of the cut. To the *left* of the cut we must insert $P_{7,8}$ as well as $P_{3,4,5,6}$ and $P_{1,2}^{u,c}$. As before, $P_{2,3,5}$ contributions are related to $P_{1,4,6}$ by a simple color factor. In addition, the contribution from P_1^u is obtained from the P_1^c insertion with the replacement $m_c \rightarrow 0$. We now show that insertions of $P_{4,6}$ are also known from the insertions of P_7 , P_8 and P_1^c .

First we consider the case of the photon penguin, where the gluon does not couple to the fermion loop to the left of the cut. By direct inspection we find that:



$$= -\frac{ie}{(4\pi)^2} (\mathcal{C}_7^{\text{eff}} + \mathcal{O}(\epsilon)) m_b [\not{q}, \gamma^\mu] P_R + X \not{q} q^\mu P_L, \quad (2.10)$$

where $\mathcal{C}_7^{\text{eff}} = \mathcal{C}_7 - \mathcal{C}_3/3 - 4\mathcal{C}_4/3 - 20\mathcal{C}_5/3 - 80\mathcal{C}_6/9$ is the usual “effective” Wilson coefficient [20], which includes the contributions from b -quark loops. The $\mathcal{O}(\epsilon)$ corrections are irrelevant to our calculation as the contributions from P_7 are finite. The term $X \not{q} q^\mu$ denotes the contribution from four-quark operators proportional to the structure $[\not{q} q^\mu - q^2 \gamma^\mu]$. This last term does not contribute in our case. To see this, consider the insertion of $P_{1,2}$ into the full diagram:

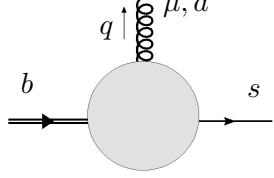


$$\sim \dots \Gamma^{\mu\nu} \dots (\not{q} q_\mu - q^2 \gamma_\mu) P_L \dots = 0. \quad (2.11)$$

Here the gluon is attached to either ‘ \times ’. Since we cut the photon propagator, the photon is on-shell but there is no q^2 denominator, and therefore the q^2 term cancels. The term $\not{q} q_\mu$ also cancels due to the Ward identity $q_\mu \Gamma^{\mu\nu} = 0$. Note that non-zero contributions to the Ward identity vanish since they either involve a massless fermion tadpole, or if the gluon couples to the loop then it does not depend on the incoming/outgoing quark momenta. We have also checked this result by explicit computation, and indeed the different sets of diagrams satisfying the Ward identity vanish identically.

To summarize: all contributions from photon penguins to the left of the cut are obtained from the diagrams with insertion of P_7 by the replacement $\mathcal{C}_7 \rightarrow \mathcal{C}_7^{\text{eff}}$.

Next, we consider the case of the gluon penguin, where the photon does not couple to the fermion loop to the left of the cut. We find:



$$= -\frac{ig_s}{(4\pi)^2} \left[(\mathcal{C}_8^{\text{eff}} + \mathcal{O}(\epsilon)) m_b T^a [\not{q}, \gamma^\mu] P_R + XT^a (\not{q} q^\mu - q^2 \gamma^\mu) P_L \right], \quad (2.12)$$

where $\mathcal{C}_8^{\text{eff}} = \mathcal{C}_8 + \mathcal{C}_3 - \mathcal{C}_4/6 + 20\mathcal{C}_5 - 10\mathcal{C}_6/3$, as usual (e.g. Ref. [32]). As before, $\mathcal{O}(\epsilon)$ corrections to the chromomagnetic contribution are irrelevant for our calculation because contributions from P_8 are UV-finite (collinear divergences are inconsequential here). In the last term, the quantity X is given by:

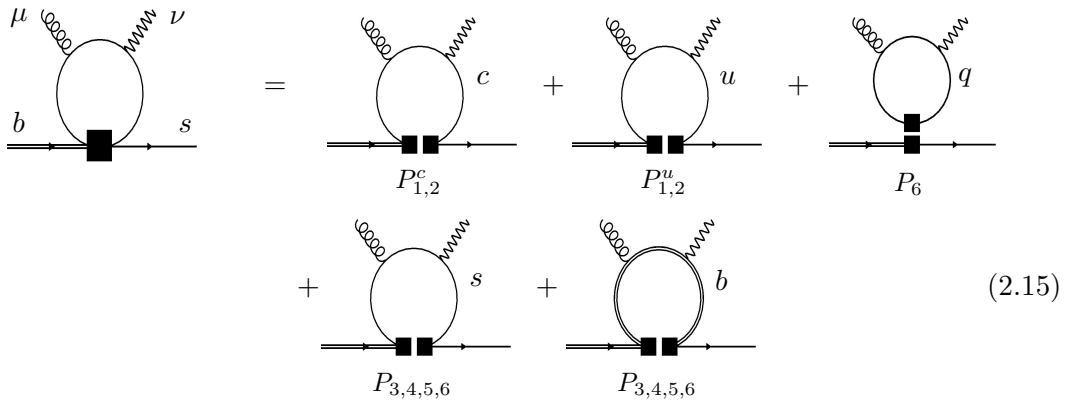
$$X = -\frac{1}{6} \left[(\mathcal{C}_1^c - 6\mathcal{C}_2^c) g(m_c) + (\mathcal{C}_1^u - 6\mathcal{C}_2^u) g(0) + (\mathcal{C}_4 - 6\mathcal{C}_3) [g(0) + g(m_b)] \right. \\ \left. + (4\mathcal{C}_6 - 24\mathcal{C}_5) (4 - \epsilon - \epsilon^2) [g(0) + g(m_b)] \right. \\ \left. - \frac{6\mathcal{C}_4 + (60 - 36\epsilon)\mathcal{C}_6}{1 - \epsilon} [n_\ell g(0) + g(m_c) + g(m_b)] \right], \quad (2.13)$$

where $n_\ell = 3$ is the number of light flavors and

$$g(m) = \frac{2}{3} (1 - \epsilon) \mu^{2\epsilon} e^{\epsilon\gamma_E} m^{-2\epsilon} \Gamma(\epsilon) {}_2F_1(\epsilon, 2; 5/2; q^2/4m^2) \quad (2.14)$$

is the loop integral to all orders in ϵ . Therefore, all contributions from gluon penguins to the left of the cut are known from the contribution of P_8 and P_1^c .

Now we consider the case in which both the photon and the gluon couple to the loop:



$$= P_{1,2}^c + P_{1,2}^u + P_6 + P_{3,4,5,6} + P_{3,4,5,6} \quad (2.15)$$

When inserted into the full diagrams, these contributions are both UV-finite and collinear safe², and we can use 4D identities. The first term in the right-hand side of Eq. (2.15) can

² We consider always the sum of the two diagrams obtained by swapping the gluon and photon insertions.

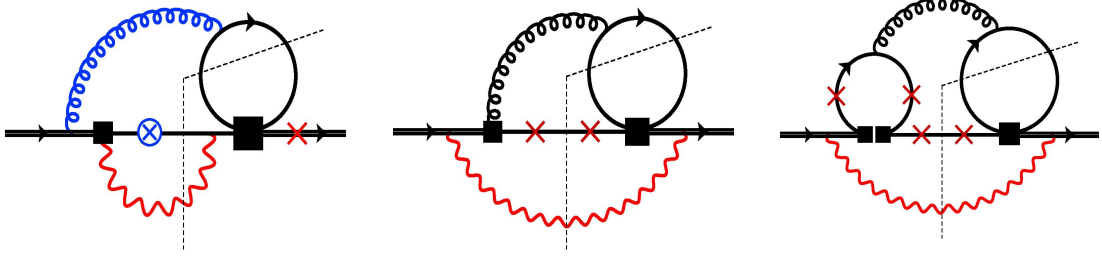


Figure 2. Diagrams of type (i). Crosses denote alternative insertions of the photon vertex (always one vertex at each side of the cut). Circle-cross denotes the alternative insertion of the gluon vertex.

be written as $Q_u(\mathcal{C}_1^c - 6\mathcal{C}_2^c)h^{\mu\nu}(m_c)$, which defines the function $h^{\mu\nu}(m)$. The second term can be obtained from the first term by the replacement $m_c \rightarrow 0$: $Q_u(\mathcal{C}_1^u - 6\mathcal{C}_2^u)h^{\mu\nu}(0)$. The third term ($q = u, d, s, c, b$) contains only the insertion of P_6 , because $P_{3,5}$ insertions are zero due to color, while the insertion of P_4 vanishes due to Furry's theorem. For P_6 we can make use of the Fierz identity³:

$$P_1^q = -\frac{4}{27}P_3^q + \frac{1}{9}P_4^q + \frac{1}{27}P_5^q - \frac{1}{36}P_6^q + \mathcal{O}(\epsilon), \quad (2.16)$$

which implies that we can trade the straight insertion of P_6^q with the crossed insertion of $-36P_1^q$. Note also that the contributions from $q = u, d, s$ add up to zero in the massless limit due to electric charge: $Q_u + Q_d + Q_s = 0$. This means that the third term in Eq. (2.15) is given by $-36\mathcal{C}_6(Q_u h^{\mu\nu}(m_c) + Q_d h^{\mu\nu}(m_b))$.

The fourth term can be obtained from the first one using the identities in Eqs. (2.5) and (2.6), leading to: $Q_d(-6\mathcal{C}_3 + \mathcal{C}_4 - 96\mathcal{C}_5 + 16\mathcal{C}_6)h^{\mu\nu}(0)$. The fifth term cannot be completely determined from the insertion of P_1 due to the chirality structure. Using the Fierz identity (2.5) we can trade $P_6^b \rightarrow 4P_4^b + 12P_1^b$. The second piece, together with the corresponding contribution from P_5 , results in $Q_d(-72\mathcal{C}_5 + 12\mathcal{C}_6)h^{\mu\nu}(m_b)$. The rest will provide a term $Q_d(-6\mathcal{C}_3 + \mathcal{C}_4 - 24\mathcal{C}_5 + 4\mathcal{C}_6)\tilde{h}^{\mu\nu}(m_b)$, where $\tilde{h}^{\mu\nu} \neq h^{\mu\nu}$. Altogether, the right-hand side of Eq. (2.15) can be written as:

$$\begin{aligned} & Q_u(\mathcal{C}_1^c - 6\mathcal{C}_2^c)h^{\mu\nu}(m_c) + Q_u(\mathcal{C}_1^u - 6\mathcal{C}_2^u)h^{\mu\nu}(0) - 36\mathcal{C}_6Q_u h^{\mu\nu}(m_c) \\ & - Q_d(72\mathcal{C}_5 + 24\mathcal{C}_6)h^{\mu\nu}(m_b) + Q_d(-6\mathcal{C}_3 + \mathcal{C}_4 - 96\mathcal{C}_5 + 16\mathcal{C}_6)h^{\mu\nu}(0) \\ & + Q_d(-6\mathcal{C}_3 + \mathcal{C}_4 - 24\mathcal{C}_5 + 4\mathcal{C}_6)\tilde{h}^{\mu\nu}(m_b). \end{aligned} \quad (2.17)$$

Therefore only diagrams with insertions of the operators $P_{7,8}$ and P_1^c to the left of the cut need to be calculated, plus the extra contribution from $\tilde{h}^{\mu\nu}(m_b)$. All these relationships shape the structure of the full results displayed below in the following sections.

2.2 Set of Diagrams

There are three types of diagrams:

³Here we use the notation $P_3^u = (\bar{s}_L \gamma_\mu b_L)(\bar{u} \gamma^\mu u)$, etc.

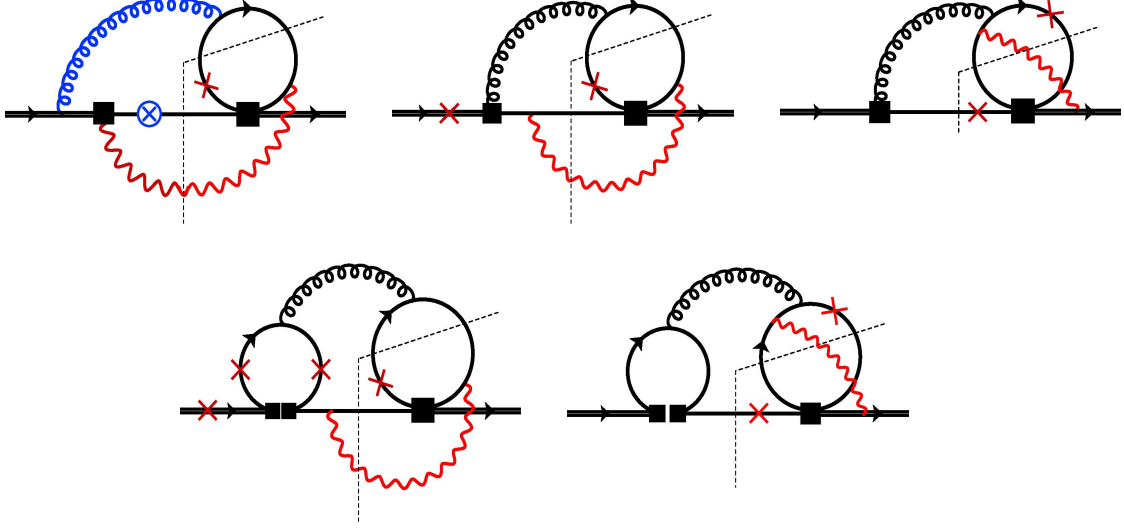


Figure 3. Diagrams of type (ii). Crosses denote alternative insertions of the photon vertex (always one vertex at each side of the cut). Circle-cross denotes the alternative insertion of the gluon vertex.

Type (i): The photon does not couple to the cut fermion loop (Fig. 2): In this case crossed and straight diagrams contribute. In addition, straight diagrams contain a factor n_ℓ . All in all, the contribution from these diagrams is:

$$\mathcal{D}_{(i)}^k = Q_d \left[n_\ell (\mathcal{C}_4^* + 10\mathcal{C}_6^*) \langle P_4 \rangle_{(i)}^{s,k} + (\mathcal{C}_1^{u*} - 6\mathcal{C}_2^{u*} - 6\mathcal{C}_3^* + \mathcal{C}_4^* - 96\mathcal{C}_5^* + 16\mathcal{C}_6^*) \langle P_4 \rangle_{(i)}^{\times,k} \right], \quad (2.18)$$

where $\langle P_4 \rangle_{(J)}^{s,k}$ and $\langle P_4 \rangle_{(J)}^{\times,k}$ denote the contributions to (P_k, P_4) interference terms from straight and crossed insertions of the operator P_4 to the right of the cut, to diagrams of type (J) , respectively.

Type (ii): The photon couples to the cut fermion loop once (Fig. 3): In this case the straight diagrams are proportional to $Q_u + Q_d + Q_s = 0$ and need not be considered. The $P_{1,2}^u$ contributions are proportional to Q_u . Therefore the total contribution from these diagrams is:

$$\mathcal{D}_{(ii)}^k = \left[Q_d (-6\mathcal{C}_3^* + \mathcal{C}_4^* - 96\mathcal{C}_5^* + 16\mathcal{C}_6^*) + Q_u (\mathcal{C}_1^{u*} - 6\mathcal{C}_2^{u*}) \right] \langle P_4 \rangle_{(ii)}^{\times,k}. \quad (2.19)$$

Type (iii): The photon couples to the cut fermion loop twice (Fig. 4): In this case crossed diagrams are proportional to $Q_s^2 = Q_d^2$ (or Q_u^2 in the case of $P_{1,2}^u$) and straight diagrams to $Q_u^2 + Q_d^2 + Q_s^2 = Q_u^2 + 2Q_d^2$. We have:

$$\begin{aligned} \mathcal{D}_{(iii)}^k &= [Q_u^2 + 2Q_d^2] (\mathcal{C}_4^* + 10\mathcal{C}_6^*) \langle P_4 \rangle_{(iii)}^{s,k} \\ &+ \left[Q_d^2 (-6\mathcal{C}_3^* + \mathcal{C}_4^* - 96\mathcal{C}_5^* + 16\mathcal{C}_6^*) + Q_u^2 (\mathcal{C}_1^{u*} - 6\mathcal{C}_2^{u*}) \right] \langle P_4 \rangle_{(iii)}^{\times,k}. \end{aligned} \quad (2.20)$$

We assume that the objects $\langle P_4 \rangle_{(J)}^{I,k}$ are phase-space-integrated matrix elements containing no prefactors or couplings, such that:

$$\sum_{\substack{i=3,\dots,8,1q,2q \\ j=3,\dots,6,1u,2u}} \mathcal{C}_i^* \mathcal{C}_j G_{ij}^{(1)} = \sum_{J=i,ii,iii} \left[\mathcal{D}_{(J)}^C + \sum_{k=3,\dots,8,1q,2q} \mathcal{D}_{(J)}^k \right] \quad (2.21)$$

in the notation of Eq. (1.9). In Eq. (2.21), $\mathcal{D}_{(J)}^C$ denotes the UV counterterms, and both $\mathcal{D}_{(J)}^C, \mathcal{D}_{(J)}^k$ include the relevant collinear counterterms. Both are discussed below in Sections 2.5 and 2.6. The structure of the objects $\langle P_4 \rangle_{(J)}^{(s,\times),k}$ can be deduced from the discussion in Section 2.1.3. In the case of $P_{7,8}$ we have:

$$\begin{aligned} \langle P_4 \rangle_{(J)}^{I,7} &= \mathcal{C}_7^{\text{eff}} \mathcal{F}_{(J)}^{I,7}(\delta) & \text{for } (I, J) &= (s, i), (\times, i), (\times, ii) , \\ \langle P_4 \rangle_{(J)}^{I,8} &= \mathcal{C}_8^{\text{eff}} Q_d \hat{\mathcal{F}}_{(J)}^{I,8}(\delta) & \text{for } (I, J) &= (s, i), (\times, i), (\times, ii) , \\ \langle P_4 \rangle_{(J)}^{I,8} &= \mathcal{C}_8^{\text{eff}} \hat{\mathcal{F}}_{(J)}^{I,8}(\delta) & \text{for } I = s, \times \text{ and } J = iii . \end{aligned} \quad (2.22)$$

For $P_{1,2}^{(u)}$ we have:

$$\sum_{k=1,2} \langle P_4 \rangle_{(J)}^{I,k} = (\mathcal{C}_1^c - 6 \mathcal{C}_2^c) [Q_d \hat{\mathcal{F}}_{(J)}^{I,1}(z_c, \delta) + Q_u \tilde{\mathcal{F}}_{(J)}^{I,1}(z_c, \delta)]$$

for $(I, J) = (s, i), (\times, i), (\times, ii) ,$

$$\sum_{k=1,2} \langle P_4 \rangle_{(J)}^{I,k} = (\mathcal{C}_1^c - 6 \mathcal{C}_2^c) \hat{\mathcal{F}}_{(J)}^{I,1}(z_c, \delta) \quad \text{for } I = s, \times \text{ and } J = iii , \quad (2.23)$$

$$\sum_{k=1u,2u} \langle P_4 \rangle_{(J)}^{I,k} = (\mathcal{C}_1^u - 6 \mathcal{C}_2^u) [Q_d \hat{\mathcal{F}}_{(J)}^{I,1}(0, \delta) + Q_u \tilde{\mathcal{F}}_{(J)}^{I,1}(0, \delta)]$$

for $(I, J) = (s, i), (\times, i), (\times, ii) ,$

$$\sum_{k=1u,2u} \langle P_4 \rangle_{(J)}^{I,k} = (\mathcal{C}_1^u - 6 \mathcal{C}_2^u) \hat{\mathcal{F}}_{(J)}^{I,1}(0, \delta) \quad \text{for } I = s, \times \text{ and } J = iii , \quad (2.24)$$

where $z_c \equiv m_c^2/m_b^2$. The contributions with penguin operators to the left of the cut are given by:

$$\begin{aligned} \sum_{k=3\dots 6} \langle P_4 \rangle_{(J)}^{I,k} &= (\mathcal{C}_4 - 6 \mathcal{C}_3) Q_d [\hat{\mathcal{F}}_{(J)}^{I,1}(0, \delta) + \hat{\mathcal{F}}_{(J)}^{I,1}(1, \delta) + \tilde{\mathcal{F}}_{(J)}^{I,1}(0, \delta)] \\ &+ 4(\mathcal{C}_6 - 6 \mathcal{C}_5) Q_d [(4 - \epsilon)(\hat{\mathcal{F}}_{(J)}^{I,1}(0, \delta) + \hat{\mathcal{F}}_{(J)}^{I,1}(1, \delta)) + 4 \tilde{\mathcal{F}}_{(J)}^{I,1}(0, \delta)] \\ &- \frac{6 \mathcal{C}_4 + (60 - 36\epsilon) \mathcal{C}_6}{1 - \epsilon} Q_d [n_\ell \hat{\mathcal{F}}_{(J)}^{I,1}(0, \delta) + \hat{\mathcal{F}}_{(J)}^{I,1}(z_c, \delta) + \hat{\mathcal{F}}_{(J)}^{I,1}(1, \delta)] \end{aligned}$$

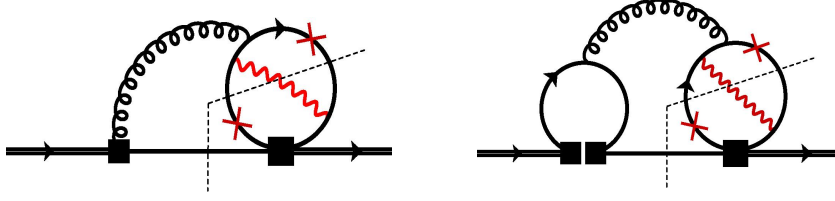


Figure 4. Diagrams of type (iii). Crosses denote alternative insertions of the photon vertex (always one vertex at each side of the cut).

$$\begin{aligned}
& - 36 \mathcal{C}_6 Q_u \tilde{\mathcal{F}}_{(J)}^{I,1}(z_c, \delta) - 24(3\mathcal{C}_5 + \mathcal{C}_6) Q_d \tilde{\mathcal{F}}_{(J)}^{I,1}(1, \delta) \\
& + (-6\mathcal{C}_3 + \mathcal{C}_4 - 24\mathcal{C}_5 + 4\mathcal{C}_6) Q_d \tilde{\mathcal{F}}_{(J)}^{I,4}(\delta) \\
& \text{for } (I, J) = (s, i), (\times, i), (\times, ii) ,
\end{aligned}$$

$$\begin{aligned}
\sum_{k=3\dots 6} \langle P_4 \rangle_{(J)}^{I,k} &= [(\mathcal{C}_4 - 6\mathcal{C}_3) + 4(4 - \epsilon)(\mathcal{C}_6 - 6\mathcal{C}_5)] [\hat{\mathcal{F}}_{(J)}^{I,1}(0, \delta) + \hat{\mathcal{F}}_{(J)}^{I,1}(1, \delta)] \\
& - \frac{6\mathcal{C}_4 + (60 - 36\epsilon)\mathcal{C}_6}{1 - \epsilon} [n_\ell \hat{\mathcal{F}}_{(J)}^{I,1}(0, \delta) + \hat{\mathcal{F}}_{(J)}^{I,1}(z_c, \delta) + \hat{\mathcal{F}}_{(J)}^{I,1}(1, \delta)] \\
& \text{for } I = s, \times \text{ and } J = iii . \quad (2.25)
\end{aligned}$$

The functions $\hat{\mathcal{F}}_{(J)}^{I,k} = \mathcal{F}_{(J)}^{I,k} + \mathcal{F}_{\text{coll}(J)}^{I,k}$ include the collinear regulators discussed in Section 2.6. The functions $\tilde{\mathcal{F}}_{(J)}^{I,1}$ and $\tilde{\mathcal{F}}_{(J)}^{I,4}$ are related to diagrams where the photon couples to the left-hand quark loop, corresponding respectively to the terms with $h^{\mu\nu}$ and $\tilde{h}^{\mu\nu}$ in Eq. (2.17). Explicit results for all these functions are collected in Appendix A.

2.3 Other details

2.3.1 Irrelevance of evanescent terms to the right of the cut

In the case of (P_7, P_i) interference, there are no UV or collinear divergences, and therefore evanescent structures are irrelevant for the $\mathcal{O}(\epsilon^0)$ result.

In the case of (P_8, P_i) interference, collinear divergences appear which combined with evanescent terms give finite contributions in the dimensionally regularized result. However these finite terms cancel when we express the dimensional regulators in terms of logarithms of masses, via the splitting-function approach (see Section 2.6):

$$\frac{d\Gamma}{dx} = \frac{d\Gamma_\epsilon}{dx} + \frac{d\Gamma_{\text{shift}}}{dx} + \epsilon \left(\frac{d\Gamma_\epsilon^{\text{Ev}}}{dx} + \frac{d\Gamma_{\text{shift}}^{\text{Ev}}}{dx} \right) = \frac{d\Gamma_{\text{mass reg.}}}{dx} + \mathcal{O}(\epsilon) \quad (2.26)$$

since the $1/\epsilon$ terms cancel in both 4D and evanescent terms separately.

In the case of $(P_{1,2}, P_i)$ interference, UV and collinear divergences are nested inside dimensionally regularized expressions. However all UV divergences cancel against coun-

terterm diagrams, including finite terms from evanescent operators:

$$P_{1,2} \quad \epsilon \mathcal{O}^{\text{EV}} \quad + \quad C_{1,2} \quad \epsilon \mathcal{O}^{\text{EV}} \quad = \quad \epsilon \left(\frac{1}{\epsilon_{\text{coll}}} + \text{UV finite} \right) \quad (2.27)$$

All “finite” terms from collinear divergences now disappear when going to mass regularization, as in the case with P_8 .

2.3.2 Cancellation of $i\epsilon_{\mu\nu\rho\sigma}k_1^\mu k_2^\nu k_3^\rho k_4^\sigma$ terms

Traces with γ_5 will introduce terms proportional to $i\epsilon_{\mu\nu\rho\sigma}k_1^\mu k_2^\nu k_3^\rho k_4^\sigma$ in the differential decay rate. Here we show that these terms always cancel if we perform a full angular integration over phase-space.

Consider fixing all double invariants $k_i \cdot k_j$. Then all k_i are fixed only up to an Euler rotation *and* an orientation. To see this go to the rest frame of the b -quark. Momentum conservation fixes all the energies (since $k_i \cdot p_b$ are fixed). This implies that $\vec{k}_i \cdot \vec{k}_j$ are also fixed. We can rotate the frame to put \vec{k}_1 along the positive z axis, and \vec{k}_2 in the (y, z) plane. Then \vec{k}_3 is fixed only up to a two-fold ambiguity (an orientation), given by the sign of its x component. Once this sign is chosen k_4 is also fixed. This proves that $i\epsilon_{\mu\nu\rho\sigma}k_1^\mu k_2^\nu k_3^\rho k_4^\sigma$ is fixed by $k_i \cdot k_j$ up to a sign, which is given by the orientation of $(\vec{k}_1, \vec{k}_2, \vec{k}_3)$.

Now consider phase-space integration. Terms in the integrand of the form $F(k_i \cdot k_j)$ do not depend on the Euler rotation nor the orientation, and the angular integral over $d\Omega_3 d\Omega_2 d\Omega_1$ can always be performed trivially, giving a factor $16\pi^2$. Terms of the form $F(k_i \cdot k_j)\epsilon_{\mu\nu\rho\sigma}k_1^\mu k_2^\nu k_3^\rho k_4^\sigma$, however, change sign under change of orientation, and vanish upon integration over $d\Omega_1$. Obviously parity-odd terms cancel out in parity-even observables. Therefore we drop these terms from the beginning in the calculation of the integrated decay rate.

2.4 Phase-space integration

The phase-space measure for a $(1 \rightarrow 4)$ decay of a particle of mass M into four massless particles with momenta $k_{1,2,3,4}$ is given in terms of kinematic invariants by [54]:

$$dPS_4 = \tilde{\mu}^{6\epsilon} 2^{5-5d} \pi^{4-3d} M^{3d-8} (-\Delta_4)^{\frac{d-5}{2}} \delta(1 - s_{12} - s_{13} - s_{14} - s_{23} - s_{24} - s_{34}) \\ \times \Theta(-\Delta_4) d\Omega_{d-1} d\Omega_{d-2} d\Omega_{d-3} ds_{12} ds_{13} ds_{14} ds_{23} ds_{24} ds_{34} , \quad (2.28)$$

where $s_{ij} = 2k_i \cdot k_j/M^2$ ($0 \leq s_{ij} \leq 1$), and Δ_4 is the Gram determinant:

$$+\Delta_4 = s_{12}^2 s_{34}^2 + s_{13}^2 s_{24}^2 + s_{14}^2 s_{23}^2 - 2s_{12} s_{34} s_{13} s_{24} - 2s_{12} s_{34} s_{14} s_{23} - 2s_{13} s_{24} s_{14} s_{23} . \quad (2.29)$$

The unpolarized decay rate is given by the phase-space integral:

$$\Gamma = \frac{1}{2M} \frac{1}{2N_c} \int \sum |\mathcal{M}|^2 dPS_4 \quad (2.30)$$

where the sum runs over the spins and color of all particles (we assume the parent is a color triplet). $\sum |\mathcal{M}|^2$ depends only on s_{ij} : $\sum |\mathcal{M}|^2 \equiv \mathcal{K}(s_{ij})$, so the angular integrations can be performed trivially:

$$\int d\Omega_{d-1} d\Omega_{d-2} d\Omega_{d-3} = \frac{8\pi^{\frac{3d-6}{2}}}{\Gamma(\frac{d-1}{2})\Gamma(\frac{d-2}{2})\Gamma(\frac{d-3}{2})}, \quad (2.31)$$

and the general formula for the decay rate becomes

$$\Gamma = \frac{\tilde{\mu}^{6\epsilon} 2^{8-5d} \pi^{1-3d/2} M^{3d-9}}{4N_c \Gamma(\frac{d-1}{2})\Gamma(\frac{d-2}{2})\Gamma(\frac{d-3}{2})} \int [ds_{ij}] \delta(1 - \sum s_{ij}) \mathcal{K}(s_{ij}) (-\Delta_4)^{\frac{d-5}{2}} \Theta(-\Delta_4). \quad (2.32)$$

This integral might contain soft and/or collinear divergences associated to regions of phase space where some particles are soft or collinear. These divergences can be regularized in dimensional regularization by setting $d = 4 - 2\epsilon$. If we insist on integrating over these regions, one must include virtual corrections to cancel the divergences. Otherwise, the regulator must be traded by a physical cutoff at a later stage.

We now specify to the $b \rightarrow q(k_1)\bar{q}(k_2)s(k_3)\gamma(k_4)$ case. We consider a cut on the photon energy $E_\gamma > E_0 \equiv \frac{m_b}{2}(1 - \delta)$ (in the b quark rest frame), which defines the parameter δ . This translates into the constraint $s_{14} + s_{24} + s_{34} > 1 - \delta$, which can be included in the phase-space integral in the following way. We include a delta function $\delta(1 - z - s_{14} - s_{24} - s_{34})$ in the integrand, and we integrate over the new variable z from 0 to δ :

$$\int_0^\delta dz \int_0^1 [ds_{ij}] \delta(1 - z - s_{14} - s_{24} - s_{34}) \delta(z - s_{12} - s_{23} - s_{13}) \mathcal{K}(s_{ij}) (-\Delta_4)^{\frac{d-5}{2}} \Theta(-\Delta_4). \quad (2.33)$$

The delta functions can be used to integrate over two invariants, e.g. s_{13} and s_{24} :

$$\Gamma_{E_\gamma > E_0} = N(d) \int_0^\delta dz \int_0^{\bar{z}} ds_{34} \int_0^{\bar{z}-s_{34}} ds_{14} \int_0^z ds_{12} \int_0^{z-s_{12}} ds_{23} \mathcal{K}(s_{ij}) (-\Delta_4)^{\frac{d-5}{2}} \Theta(-\Delta_4) \Big|_{s_{13}, s_{24}} \quad (2.34)$$

where $\bar{z} \equiv 1 - z$, and $N(d)$ is given by the prefactor in Eq. (2.32), and the substitution rule $X|_{s_{13}, s_{24}}$ corresponds to $s_{13} \rightarrow z - s_{12} - s_{23}$ and $s_{24} \rightarrow \bar{z} - s_{14} - s_{34}$. The next integration can be performed over an invariant that appears only polynomially in \mathcal{K} (see e.g. [55]). It is easy to see that s_{23} always satisfies this criterion by checking the uncut propagators in Figs. 2,3,4 and the loop functions. Upon substitution of s_{13}, s_{24} , the Gram determinant remains quadratic in s_{23} : $-\Delta_4 = (\bar{z} - s_{34})^2 (a^+ - s_{23})(s_{23} - a^-)$, where a^\pm are complicated functions of the rest of the invariants:

$$(\bar{z} - s_{34})^2 a^\pm = (\bar{z} - s_{34}) [z(\bar{z} - s_{34})(1 - s_{14}) - s_{12}(\bar{z} - s_{14})(\bar{z} + s_{34})] \pm 2\sqrt{\Xi}, \quad (2.35)$$

$$\Xi = s_{12}s_{14}s_{34}(s_{14} + s_{34} - \bar{z}) [zs_{34} - \bar{z}(z - s_{12})]. \quad (2.36)$$

Thus, $-\Delta_4$ is positive only if a^\pm are real (happening only if $s_{34} < \bar{z}(z - s_{12})/z < \bar{z}$), and for $a^- < s_{23} < a^+$. In addition, $a^- > 0$. This sets the integration limits for s_{23} and s_{34} imposed by the Θ -function, which can then be dropped:

$$\Gamma_{E_\gamma > E_0} = N(d) \int_0^\delta dz \int_0^z ds_{12} \int_0^{\bar{z}(z-s_{12})/z} ds_{34} \int_0^{\bar{z}-s_{34}} ds_{14} \int_{a^-}^{a^+} ds_{23} \mathcal{K}(s_{ij}) (-\Delta_4)^{\frac{d-5}{2}} \Big|_{s_{13}, s_{24}}. \quad (2.37)$$

Now it is convenient to perform the following changes of variables:

$$\begin{aligned} s_{12} &= zvw & s_{34} &= \bar{z}\bar{v} \\ s_{14} &= \bar{z}vx & s_{23} &= (a^+ - a^-)u + a^- \end{aligned} \quad (2.38)$$

where u, v, w, x are integrated independently from 0 to 1, and

$$(a^+ - a^-) = 4z(\bar{v}w\bar{w}x\bar{x})^{1/2}, \quad (2.39)$$

$$a^- = z[\bar{v}wx + \bar{w}\bar{x} - 2(\bar{v}w\bar{w}x\bar{x})^{-1/2}]. \quad (2.40)$$

This gives

$$\begin{aligned} \Gamma_{E_\gamma > E_0} &= N(d) \int_0^\delta dz z \bar{z}^{d-3} \int_0^1 du dv dw dx (u\bar{u})^{\frac{d-5}{2}} v^{d-3} (a^+ - a^-)^{d-4} \mathcal{K} \\ &= N(d) 4^{d-4} \int_0^\delta dz (z\bar{z})^{d-3} \int_0^1 du dv dw dx (u\bar{u})^{\frac{d-5}{2}} v^{d-3} (\bar{v}w\bar{w}x\bar{x})^{\frac{d-4}{2}} \mathcal{K}. \end{aligned} \quad (2.41)$$

In the following we must consider the kernel $\mathcal{K}(u, v, w, x, z)$. As mentioned above, \mathcal{K} is polynomial in s_{23} : $\mathcal{K} = \sum f_n(v, w, x, z) s_{23}^n$. Expanding s_{23} according to (2.38)-(2.40) will provide a sum of terms of the form

$$\mathcal{K} = \sum_{m,n} f_{n,m}(v, w, x, z) u^m, \quad (2.42)$$

and the integral over the variable u gives a factor $\beta(\frac{d-3}{2} + m, \frac{d-3}{2})$ for each term. The next steps depend on the diagram at hand. Consider the diagrams with $P_{7,8}$. In this case,

$$f_{n,m}(v, w, x, z) = v^a \bar{v}^b w^c \bar{w}^e x^f \bar{x}^g z^h \bar{z}^p (1 - \bar{z}\bar{v})^q (1 - z\bar{w})^r \quad (2.43)$$

for some $a, b, c, \dots \in R$. The integral over x gives again a β -function: $\beta(\frac{d-2}{2} + f, \frac{d-2}{2} + g)$. Because of the $(1 - \bar{z}\bar{v})^q$ and $(1 - z\bar{w})^r$ factors, the next steps will introduce hypergeometric functions. The integral over v gives

$$\beta\left(d - 2 + a, \frac{d-2}{2} + e\right) {}_2F_1\left(-q, \frac{d-2}{2} + b; \frac{3d-6}{2} + a + b; \bar{z}\right), \quad (2.44)$$

and the integral over w , gives:

$$\beta\left(\frac{d-2}{2} + c, \frac{d-2}{2} + e\right) {}_2F_1\left(-r, \frac{d-2}{2} + e; d - 2 + c + e; z\right). \quad (2.45)$$

The next step is to expand around $\epsilon \rightarrow 0$ (with $d = 4 - 2\epsilon$). The expansion of hypergeometric functions is performed automatically by the package `HypExp` [56]. This will give finite results in the case of P_7 , but $1/\epsilon$ poles in the case of P_8 , corresponding to collinear divergences. The integration over the photon energy $z \in (0, \delta)$ can then be performed, also analytically, for all terms.

The case of loop diagrams is in principle more complicated, as the function \mathcal{K} contains already a hypergeometric function. For instance, in the case of diagrams (i) with the

photon *not* attaching to the quark loop, the variable s_{12} appears in the function $g(m_q) \sim {}_2F_1(\epsilon, 2; \frac{5}{2}; \frac{s_{12}}{4z_q})$ (cf. Eq. (2.14)). However, by a suitable choice in the order of integration, analytic results can be obtained as before. In the case of diagrams such as (iii), the hypergeometric function depends on the triple invariant $s_{124} = s_{12} + s_{14} + s_{24}$, and the sequential-integration procedure described above does not seem to work up to finite order in ϵ . In this case we extract all the $1/\epsilon^2$ and $1/\epsilon$ poles analytically and leave the finite terms differential in one of the variables, which we integrate numerically afterwards. This is also the case for the diagrams where the photon couples to the charm loop, which are both UV and collinear finite. In general, for the loop contributions, some finite terms turn out to be complicated functions of δ and $z_c \equiv m_c^2/m_b^2$. We give these results as polynomial expansions in δ around the physical value $\delta = 0.316$. The coefficients of this expansion are presented as numerical interpolations in the variable z_c , reproducing the exact results to enough precision for all practical purposes. We have checked that the interpolated expressions in the appendix reproduce the exact results with high precision in the full range $z_c \in (0, 1)$ for values of δ near 0.316.

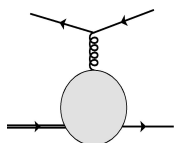
2.5 Renormalization

Tree-level four-body contributions from four-quark operators arise at LO in α_s and have been computed in Ref. [45]. At NLO the corresponding counterterm contributions must be included, which cancel the UV divergences from the loop diagrams. One must consider the insertion of the bare operators $P_i^{(0)}$, $i = 1q, 2q, 3, \dots, 6$, in the tree-level diagrams to the left of the cut, where:

$$\begin{aligned} \sum_{i=3, \dots, 6, 1q, 2q} \mathcal{C}_i P_i^{(0)} &= \sum_{\substack{i=3, \dots, 6, 1q, 2q \\ j= \\ 3, \dots, 6, 1u, 2u}} \mathcal{C}_i Z_{ij} P_j = \sum_{\substack{i=3, \dots, 6, 1q, 2q \\ j= \\ 3, \dots, 6, 1u, 2u}} \mathcal{C}_i \left(\delta_{ij} + \frac{1}{\epsilon} \frac{\alpha_s}{4\pi} \delta Z_{ij} \right) P_j \\ &= \sum_{i=3, \dots, 6, 1u, 2u} \mathcal{C}_i P_i + \frac{1}{\epsilon} \frac{\alpha_s}{4\pi} \sum_{\substack{i=3, \dots, 6, 1q, 2q \\ j= \\ 3, \dots, 6, 1u, 2u}} \mathcal{C}_i \delta Z_{ij} P_j \end{aligned} \quad (2.46)$$

The first term leads to the LO contributions in Ref. [45], while the second term contributes to the NLO result and takes care of the UV divergences. For this we need, a priori, the tree level results with $P_{3, \dots, 6, 1u, 2u}$ including $\mathcal{O}(\epsilon)$ terms, and the renormalization factors δZ_{ij} .

The relevant renormalization factors are simple to compute. Using the relationships developed in Section 2.1, and expressing the result in terms of tree-level matrix elements of four-quark operators, we find that:



$$\begin{aligned} &= \left[\mathcal{C}_1^u - 6\mathcal{C}_2^u + \mathcal{C}_1^c - 6\mathcal{C}_2^c - 12\mathcal{C}_3 - 28\mathcal{C}_4 - 192\mathcal{C}_5 - 268\mathcal{C}_6 \right] \\ &\times \frac{1}{9} \frac{1}{\epsilon} \frac{\alpha_s}{4\pi} \langle P_4 \rangle^{\text{tree}} + \mathcal{O}(\epsilon^0). \end{aligned} \quad (2.47)$$

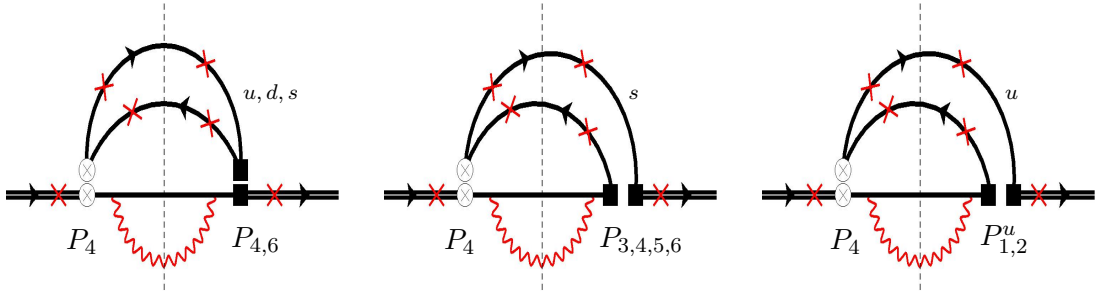


Figure 5. Tree-level counterterm diagrams. Crosses denote alternative insertions of the photon vertex (always one vertex at each side of the cut). These diagrams can be classified in types (i), (ii), (iii) as done for the loop diagrams.

This fixes the renormalization factors needed in our calculation:

$$\begin{aligned}
 \delta Z_{1u4} &= -\frac{1}{9} & \delta Z_{1c4} &= -\frac{1}{9} & \delta Z_{34} &= \frac{4}{3} & \delta Z_{44} &= \frac{28}{9} \\
 \delta Z_{2u4} &= \frac{2}{3} & \delta Z_{2c4} &= \frac{2}{3} & \delta Z_{54} &= \frac{64}{3} & \delta Z_{64} &= \frac{268}{9} .
 \end{aligned}
 \tag{2.48}$$

We also see that we need only tree level diagrams with insertion of P_4 to the left of the cut. All the diagrams needed are shown in Fig. 5.

For the operator insertions to the right of the cut we can (and must) use the 4D identities derived in Section 2.1, noting that evanescent terms cancel in the renormalization process by virtue of Eq. (2.27). This leads to exactly the same structure as Eqs. (2.18),(2.19),(2.20) for the counterterm diagrams $\mathcal{D}_{(J)}^C$ (i.e. Eq. (2.21)), with the corresponding matrix elements $\langle P_4 \rangle_{(J)}^{I,C}$ given by:

$$\begin{aligned}
 \langle P_4 \rangle_{(J)}^{I,C} &= \left[\mathcal{C}_1^u - 6\mathcal{C}_2^u + \mathcal{C}_1^c - 6\mathcal{C}_2^c - 12\mathcal{C}_3 - 28\mathcal{C}_4 - 192\mathcal{C}_5 - 268\mathcal{C}_6 \right] \\
 &\quad \times \begin{cases} Q_d \hat{\mathcal{F}}_{(J)}^{I,C}(\delta) & \text{for } (I, J) = (s, i), (\times, i), (\times, ii) \\ \hat{\mathcal{F}}_{(J)}^{I,C}(\delta) & \text{for } I = s, \times \text{ and } J = iii . \end{cases}
 \end{aligned}
 \tag{2.49}$$

Again, $\hat{\mathcal{F}}_{(J)}^{I,C} = \mathcal{F}_{(J)}^{I,C} + \mathcal{F}_{\text{coll}(J)}^{I,C}$. The functions $\mathcal{F}_{(J)}^{I,C}, \mathcal{F}_{\text{coll}(J)}^{I,C}$ are given in Appendix A. One can check that all UV divergences cancel, as expected: $\langle P_4 \rangle_{(J)}^{I,C} + \sum_k \langle P_4 \rangle_{(J)}^{I,k} = \text{UV finite}$.

2.6 Collinear divergences and splitting functions

The region of phase space in which the photon is collinear to one of the light quarks gives rise to collinear divergences. These divergences are regulated dimensionally in our computation. However, these are just artifacts of the massless limit used for light quarks, and there is a more natural regulator: a physical cut-off given by the light meson masses. A suitable parametrization of such (near-) collinear effects consists in keeping the light quarks massive and perform a massive phase-space integration. This is quite complicated from the practical point of view, taking into account that the massless phase-space integrals computed here are already rather challenging.

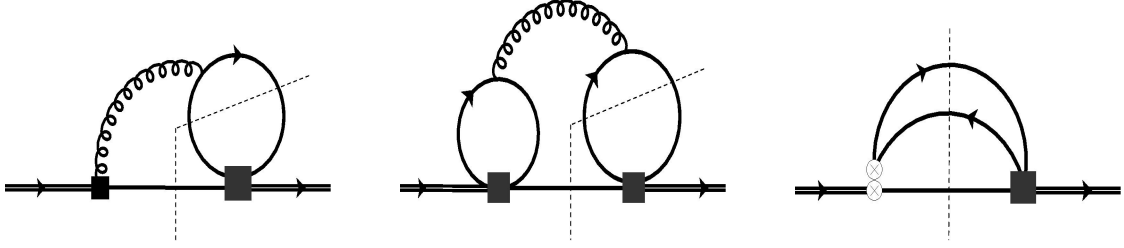


Figure 6. Three-particle-cut diagrams needed for the calculation of collinear terms.

Fortunately, one may resort to the factorization properties of the amplitudes in the quasi-collinear limit (see e.g. [45]). The idea is that close to the collinear region, the $b \rightarrow q_1 \bar{q}_2 q_3 \gamma$ amplitude may be expressed as a $b \rightarrow q_1 \bar{q}_2 q_3$ amplitude times a *splitting function* f_i , describing the quasi-collinear emission of a photon from q_i , summed over $i = 1, 2, 3$. The splitting functions encode the collinear divergences, and can themselves be regulated by quark masses or in dimensional regularization. Both approaches are rather simple, since in this limit the four-body phase space factorizes into a convolution of the three-body phase space of the non-radiative process and the phase space of the radiative process alone: $d\Phi_4 = d\Phi_3 \otimes d\Phi$. By comparing the splitting functions regulated in these two different schemes, one can write a formula to switch from one to the other at the level of the decay rate [45]:

$$\frac{d\Gamma_m}{dz} = \frac{d\Gamma_\epsilon}{dz} + \frac{d\Gamma_{\text{shift}}}{dz} \quad (2.50)$$

where

$$\begin{aligned} \frac{d\Gamma_{\text{shift}}}{dz} = & \frac{1}{2m_b} \frac{1}{2N_c} \int dPS_3 \mathcal{K}_3(s_{ij}) \frac{\alpha_e}{2\pi z} \left\{ Q_1^2 \left[1 + \frac{(z - s_{23})^2}{(1 - s_{23})^2} \right] \right. \\ & \left. \times \left[\frac{1}{\epsilon} - 1 + 2 \log \frac{(1 - s_{23})\mu}{m_{q_1}(1 - z)} \right] \Theta(z - s_{23}) + (\text{cyclic}) \right\}. \end{aligned} \quad (2.51)$$

Here $\mathcal{K}_3 = \sum |\mathcal{M}_3|^2$ is the spin-summed squared matrix element of the $b \rightarrow q_1 \bar{q}_2 q_3$ decay obtained by evaluating the diagrams in Fig. 6, and dPS_3 is the three-particle phase-space measure in $d = 4 - 2\epsilon$ dimensions [54]:

$$\begin{aligned} dPS_3 = & \tilde{\mu}^{4\epsilon} 2^{2-3d} \pi^{3-2d} m_b^{2d-6} (s_{12}s_{13}s_{23})^{\frac{d-4}{2}} \delta(1 - s_{12} - s_{13} - s_{23}) \\ & \times d\Omega_{d-1} d\Omega_{d-2} ds_{12} ds_{13} ds_{23}. \end{aligned} \quad (2.52)$$

Integrating Eq. (2.51) over $z \in [0, \delta]$ provides the terms $\mathcal{F}_{\text{coll}}$ contained in the functions $\hat{\mathcal{F}}$. The contributions from the chromomagnetic operator (Fig. 6, left) enter into Eq. (2.22). The contributions from four-quark operators (Fig. 6, center) go into Eqs. (2.23), (2.24) and (2.25). The counterterm contributions (Fig. 6, right), enter into Eq. (2.49). The functions $\mathcal{F}_{\text{coll}}(\delta)$ are collected in Appendix A.

One can check that adding the collinear contribution removes the $1/\epsilon$ terms that survive the renormalization process, trading them for collinear logarithms of quark-mass ratios. These collinear logarithms are of the form $\log(m_q/m_b)$, with $q = u, d, s$. The quark masses

are collinear regulators and it is difficult to relate them to physical masses. In our numerical analysis we will take a common constituent-quark mass $m_q \sim 100 - 250$ MeV for all three light flavors, and use the notation $L_q = \log(m_q/m_b) \sim \log(m_u/m_b) \sim \log(m_d/m_b) \sim \log(m_s/m_b)$. This should provide a reasonable estimate of the effect of collinear logarithms.

3 Results

We write the four-body contribution to the $\bar{B} \rightarrow X_s \gamma$ rate as:

$$\Delta\Gamma(\bar{B} \rightarrow X_s \gamma)_{E_\gamma > E_0}^{s\bar{q}q\gamma} = \Gamma_0 \sum_{i,j} \mathcal{C}_i^{\text{eff}}(\mu_b)^* \mathcal{C}_j^{\text{eff}}(\mu_b) G_{ij}(\mu_b, \delta), \quad (3.1)$$

where Γ_0 is the absolute normalization of the decay rate:

$$\Gamma_0 = \frac{G_F^2 \alpha_e m_b^5 |V_{ts}^* V_{tb}|^2}{32\pi^4}. \quad (3.2)$$

The sum runs over $i, j = 1u, 2u, 3, \dots, 6, 1c, 2c, 7, 8$. The Wilson coefficients $\mathcal{C}_{3,\dots,8}$ are real, but $\mathcal{C}_{1u,2u,1c,2c}$ contain CKM phases:

$$\begin{aligned} \mathcal{C}_{3,\dots,6}^{\text{eff}} &= \mathcal{C}_{3,\dots,6}, & \mathcal{C}_{1u,2u}^{\text{eff}} &= -\frac{V_{us}^* V_{ub}}{V_{ts}^* V_{tb}} C_{1,2}, & \mathcal{C}_{1c,2c}^{\text{eff}} &= -\frac{V_{cs}^* V_{cb}}{V_{ts}^* V_{tb}} C_{1,2}, \\ \mathcal{C}_7^{\text{eff}} &= C_7 - \frac{1}{3}C_3 - \frac{4}{3}C_4 - \frac{20}{3}C_5 - \frac{80}{9}C_6, \\ \mathcal{C}_8^{\text{eff}} &= C_8 + C_3 - \frac{1}{6}C_4 + 20C_5 - \frac{10}{3}C_6, \end{aligned} \quad (3.3)$$

with C_i the Wilson coefficients in the notation of Ref. [19]. They are needed here to NLO:

$$\mathcal{C}_i^{\text{eff}}(\mu) = \mathcal{C}_i^{(0)\text{eff}}(\mu) + \frac{\alpha_s(\mu)}{4\pi} \mathcal{C}_i^{(1)\text{eff}}(\mu) + \mathcal{O}(\alpha_s^2), \quad (3.4)$$

their numerical values are given below.

The matrix elements $G_{ij}(\mu, \delta)$ depend on the renormalization scale and the photon-energy cut and can be split into LO and NLO components:

$$G_{ij}(\mu, \delta) = G_{ij}^{(0)}(\delta) + \frac{\alpha_s(\mu)}{4\pi} G_{ij}^{(1)}(\mu, \delta) + \mathcal{O}(\alpha_s^2). \quad (3.5)$$

The LO matrix $G^{(0)}$ is real and symmetric and was computed in Ref. [45]: we reproduce and confirm these results (after the 2014 update of that paper). We write (here $i, j = 1u, 2u, 3, \dots, 6$):

$$G^{(0)}(\delta) = \begin{pmatrix} \frac{2}{9}T_2 & 0 & \frac{4}{9}T_2 & -\frac{2}{27}T_2 & \frac{64}{9}T_2 & -\frac{32}{27}T_2 \\ 0 & T_2 & \frac{1}{3}T_2 & \frac{4}{9}T_2 & \frac{16}{3}T_2 & \frac{64}{9}T_2 \\ \frac{4}{9}T_2 & \frac{1}{3}T_2 & T_1 + T_3 & \frac{4}{3}T_3 & 10T_1 + 16T_3 & \frac{64}{3}T_3 \\ -\frac{2}{27}T_2 & \frac{4}{9}T_2 & \frac{4}{3}T_3 & \frac{2}{9}(T_1 - T_3) & \frac{64}{3}T_3 & \frac{20}{9}T_1 - \frac{32}{9}T_3 \\ \frac{64}{9}T_2 & \frac{16}{3}T_2 & 10T_1 + 16T_3 & \frac{64}{3}T_3 & 136T_1 + 256T_3 & \frac{1024}{3}T_3 \\ -\frac{32}{27}T_2 & \frac{64}{9}T_2 & \frac{64}{3}T_3 & \frac{20}{9}T_1 - \frac{32}{9}T_3 & \frac{1024}{3}T_3 & \frac{272}{9}T_1 - \frac{512}{9}T_3 \end{pmatrix} \quad (3.6)$$

where:

$$\begin{aligned}
T_1(\delta) = & \frac{23\delta^4}{16} - \frac{1}{2}\delta^4 \log(\delta) - \frac{191\delta^3}{108} + \frac{4}{9}\delta^3 \log(\delta) + \frac{17\delta^2}{18} - \frac{1}{3}\delta^2 \log(\delta) + \frac{109\delta}{18} \\
& - \frac{5}{3}\delta \log(\delta) + \frac{79}{18} \log(1-\delta) - \frac{5}{3} \log(1-\delta) \log(\delta) \\
& + \left[\delta^4 - \frac{8}{9}\delta^3 + \frac{2}{3}\delta^2 + \frac{10}{3}\delta + \frac{10}{3} \log(1-\delta) \right] \log\left(\frac{m_q}{m_b}\right) - \frac{5\text{Li}_2(\delta)}{3}, \quad (3.7)
\end{aligned}$$

$$\begin{aligned}
T_2(\delta) = & \frac{1181\delta^4}{2592} - \frac{17}{108}\delta^4 \log(\delta) - \frac{395\delta^3}{648} + \frac{4}{27}\delta^3 \log(\delta) + \frac{7\delta^2}{18} - \frac{1}{9}\delta^2 \log(\delta) + \frac{187\delta}{108} \\
& - \frac{1}{2}\delta \log(\delta) + \frac{133}{108} \log(1-\delta) - \frac{1}{2} \log(1-\delta) \log(\delta) \\
& + \left[\frac{17\delta^4}{54} - \frac{8\delta^3}{27} + \frac{2\delta^2}{9} + \delta + \log(1-\delta) \right] \log\left(\frac{m_q}{m_b}\right) - \frac{\text{Li}_2(\delta)}{2}, \quad (3.8)
\end{aligned}$$

$$\begin{aligned}
T_3(\delta) = & \frac{341\delta^4}{7776} - \frac{5}{324}\delta^4 \log(\delta) - \frac{89\delta^3}{1944} + \frac{1}{81}\delta^3 \log(\delta) + \frac{\delta^2}{72} - \frac{1}{108}\delta^2 \log(\delta) + \frac{35\delta}{162} \\
& - \frac{1}{18}\delta \log(\delta) + \frac{13}{81} \log(1-\delta) - \frac{1}{18} \log(1-\delta) \log(\delta) \\
& + \left[\frac{5\delta^4}{162} - \frac{2\delta^3}{81} + \frac{\delta^2}{54} + \frac{\delta}{9} + \frac{1}{9} \log(1-\delta) \right] \log\left(\frac{m_q}{m_b}\right) - \frac{\text{Li}_2(\delta)}{18}. \quad (3.9)
\end{aligned}$$

The NLO matrix $G^{(1)}$ contains perturbative strong phases from on-shell contributions from light quarks, as well as from charm quarks when the photon-energy cut is low enough. The matrix $G^{(1)}$ is the main result of this paper. It has the following structure:

$$G^{(1)}(\mu, \delta) = G_1(\delta)L_q L_\mu + G_2(\delta)L_\mu + G_3(z_c, \delta)L_q + G_4(z_c, \delta), \quad (3.10)$$

where $L_\mu \equiv \log(\mu/m_b)$, $L_q \equiv \log(m_q/m_b)$ and $z_c \equiv m_c^2/m_b^2$. The explicit form of $G_{ij}^{(1)}$ is too complicated to be written down here. However, it can be constructed completely from the expressions in Sections 2.2, 2.5 and Appendix A: Start from Eq. (2.21), substitute the objects $\mathcal{D}_{(J)}$ from Eqs. (2.18), (2.19), (2.20), then use Eqs. (2.22)-(2.25) and (2.49) for the different matrix elements $\langle P_4 \rangle_{(J)}$, and use the expressions in the appendix for the functions $\mathcal{F}_{(J)}$, $\mathcal{F}_{\text{coll}(J)}$ and $\tilde{\mathcal{F}}_{(J)}$, noting that $\tilde{\mathcal{F}}_{(J)} \equiv \mathcal{F}_{(J)} + \mathcal{F}_{\text{coll}(J)}$. Finally, perform the replacement $G^{(1)} \rightarrow G^{(1)} + G^{(1)\dagger}$ to account for the ‘‘mirror’’ contributions. For convenience, we provide the full matrices $G_{ij}^{(0)}$ and $G_{ij}^{(1)}$ in the file ‘‘Gij.m’’ attached to the arXiv submission of the present manuscript. The first is given by the 6×6 matrix ‘‘GijLO’’ ($i, j = 1u, 2u, 3, \dots, 6$) and the second by the 10×10 matrix ‘‘GijNLO’’ (with $i, j = 1u, 2u, 3, \dots, 6, 1c, 2c, 7, 8$).

4 Numerical analysis

We briefly discuss here the numerical impact of the four-body contributions to the total $\bar{B} \rightarrow X_s \gamma$ rate. We consider for convenience the following quantity:

$$\widetilde{\Delta\Gamma} = \frac{\Delta\Gamma(\bar{B} \rightarrow X_s \gamma)_{E_\gamma > E_0}^{s\bar{q}q\gamma}}{\Gamma_0 |\mathcal{C}_7^{(0)\text{eff}}|^2}, \quad (4.1)$$

given by Eq. (3.1) and normalized to the leading contribution to the decay rate. The Wilson coefficients are given by:

$$\mathcal{C}_i^{\text{eff}}(\mu) = \mathcal{C}_i^{(0)\text{eff}}(\mu) + \frac{\alpha_s(\mu)}{4\pi} \mathcal{C}_i^{(1)\text{eff}}(\mu) + \mathcal{O}(\alpha_s^2), \quad (4.2)$$

which are computed following Ref. [12]. For the reference matching and renormalization scales $\mu_0 = 160$ GeV, $\mu = \mu_b = 2.5$ GeV, we have⁴:

$$\mathcal{C}_i^{(0)\text{eff}} = (0.828 \lambda_q, -1.063 \lambda_q, -0.013, -0.125, 0.0012, 0.0027, -0.372, -0.172), \quad (4.3)$$

$$\mathcal{C}_i^{(1)\text{eff}} = (-15.32 \lambda_q, 2.10 \lambda_q, 0.097, -0.447, -0.021, -0.013, \text{nn}, \text{nn}), \quad (4.4)$$

for $i = 1q, 2q, 3, \dots, 8$. However, the μ -dependence of the Wilson coefficients is important and we will analyze it here. In addition, $\lambda_q \equiv V_{qs}^* V_{qb} / V_{ts}^* V_{tb}$ denote the appropriate CKM factors, given by [57]:

$$\lambda_u = -0.0059 + 0.018i, \quad \lambda_c = -0.97. \quad (4.5)$$

The quantity $\widetilde{\Delta\Gamma}$ can be expanded in α_s :

$$\begin{aligned} \widetilde{\Delta\Gamma} = \widetilde{\Delta\Gamma}_{\text{LO}} + \widetilde{\Delta\Gamma}_{\text{NLO}} = & \sum_{i,j=1u,2u} \frac{\mathcal{C}_i^{(0)*} \mathcal{C}_j^{(0)}}{|\mathcal{C}_7^{(0)\text{eff}}|^2} G_{ij}^{(0)} \\ & + \frac{\alpha_s(\mu)}{4\pi} \left[\sum_{i,j=1u,2u} \frac{\mathcal{C}_i^{(1)*} \mathcal{C}_j^{(0)} + \mathcal{C}_i^{(0)*} \mathcal{C}_j^{(1)}}{|\mathcal{C}_7^{(0)\text{eff}}|^2} G_{ij}^{(0)} + \sum_{i,j=\text{all}} \frac{\mathcal{C}_i^{(0)*} \mathcal{C}_j^{(0)}}{|\mathcal{C}_7^{(0)\text{eff}}|^2} G_{ij}^{(1)} \right]. \end{aligned} \quad (4.6)$$

We begin with a discussion of the μ -dependence of our results. To leading order, the μ -dependence is given purely by the LL (leading-log) running in the effective theory. Note that to this order, only $\mathcal{C}_{1,2}^u$ and $\mathcal{C}_{3,4,5,6}$ contribute. At NLO, three new contributions arise: (i) the contribution from NLO Wilson coefficients, (ii) NLO matrix elements and (iii) contributions from $\mathcal{C}_{1,2}^c, \mathcal{C}_{7,8}$, absent at LO. The μ -dependence should cancel up to a residual scale-dependence from higher orders, and up to the neglected contributions shown in Fig. 1.f (note that the Z factors in Eq. (2.48) are not the full renormalization constants).

In Fig. 7 we show the μ -dependence of the LO result, and LO+NLO excluding $\mathcal{C}_{1,2}^c, \mathcal{C}_{7,8}$, LO+NLO excluding $\mathcal{C}_{1,2}^c$ and LO+ full NLO. We also gauge the impact of collinear logarithms, showing the result for two different choices of L_q , corresponding to $m_q = m_b/50$ ($m_q \sim 100$ MeV) and $m_q = m_b/20$ ($m_q \sim 250$ MeV). Collinear logarithms are, as expected, numerically important.

Contributions from $P_{1,2}^c$ and $P_{7,8}$ arise only at NLO and therefore introduce at this order a novel μ -dependence. Although, as we will see, certain cancellations make the NLO contribution small, there is a considerable reduction in the renormalization-scale dependence of the full LO+NLO result as compared to the LO contribution alone. This is

⁴ The NLO Wilson Coefficients $\mathcal{C}_{7,8}^{\text{eff}}$ are not needed for our NLO results as $P_{7,8}$ do not contribute at LO.

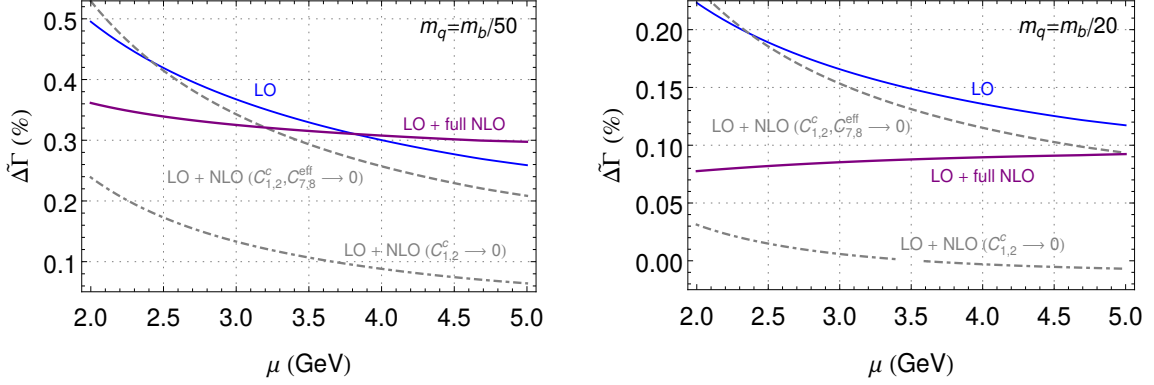


Figure 7. Renormalization-scale dependence of $\widetilde{\Delta\Gamma}$ in *percent units*. Here we have taken $\mu_0 = 160$ GeV, $z_c = 0.07$, $\delta = 0.316$ and $L_q = -\log 50$ ($m_q \sim 100$ MeV) [Left panel], or $L_q = -\log 20$ ($m_q \sim 250$ MeV) [Right panel].

due to the fact that the main μ -dependence of the leading order contribution arises from the mixing of $P_{1,2}^c$ onto penguin operators, which is compensated at NLO by the matrix elements of $P_{1,2}^c$. This can be seen in Fig. 7: the reduction in the μ -dependence is achieved only after including $C_{1,2}^c$ contributions.

In the left plot of Fig. 7 one can see that for the value $\mu \simeq 4$ GeV strong cancellations make the NLO contribution very small. More concretely, for the inputs $\mu_0 = 160$ GeV, $\mu = 4$ GeV, $z_c = 0.07$, $\delta = 0.316$ and $m_q = m_b/50$, we have:

$$\begin{aligned}
 \widetilde{\Delta\Gamma}(\%) &= (0.300)_{\text{LO}} + (0.044)_{\text{NLO WCs}} - (0.087)_{\text{NLO penguins}} - (0.169)_{C_{7,8}^{\text{eff}}} + (0.219)_{C_{1,2}^c} \\
 &= (0.300)_{\text{LO}} + (0.044)_{\text{NLO WCs}} - (0.036)_{\text{NLO MEs}} \\
 &= (0.300)_{\text{LO}} - (0.007)_{\text{NLO}}
 \end{aligned} \tag{4.7}$$

where the term labeled ‘NLO WCs’ corresponds to the second term in Eq. (4.6). This cancellation is very efficient for $\mu \simeq 3.8$ GeV, but depends strongly on m_q and z_c . However, it is a general feature of our results that the contribution from $C_{1,2}^c$ is of the same order as the rest of the NLO contribution, but with opposite sign, leading always to some level of cancellation. Note also that the (NLO) $C_{1,2}^c$ contribution is also as large as the LO result.

In the following we fix the renormalization scale to $\mu = 2.5$ GeV and study the dependence on the charm mass and the photon-energy cut. This is shown in Fig. 8. In general the full LO+NLO result increases with δ and decreases with m_c , always remaining below the 1% level for $\delta \lesssim 0.45$. We note that these results are only valid for δ not far from 0.316 as some of the functions are expanded up to second order in $(\delta - 0.316)$.

Finally, we provide some results for two different values of E_0 of interest: $E_0 = 1.6$ GeV, corresponding to $\delta = 0.316$, and $E_0 = 1.9$ GeV, corresponding to $\delta = 0.188$. For the input parameters and their uncertainties we take: $\mu_0 = 160_{-80}^{+90}$, $\mu = 2.5_{-0.5}^{+2.5}$ and $z_c = 0.07 \pm 0.02$, which captures the different values for m_c within different schemes.

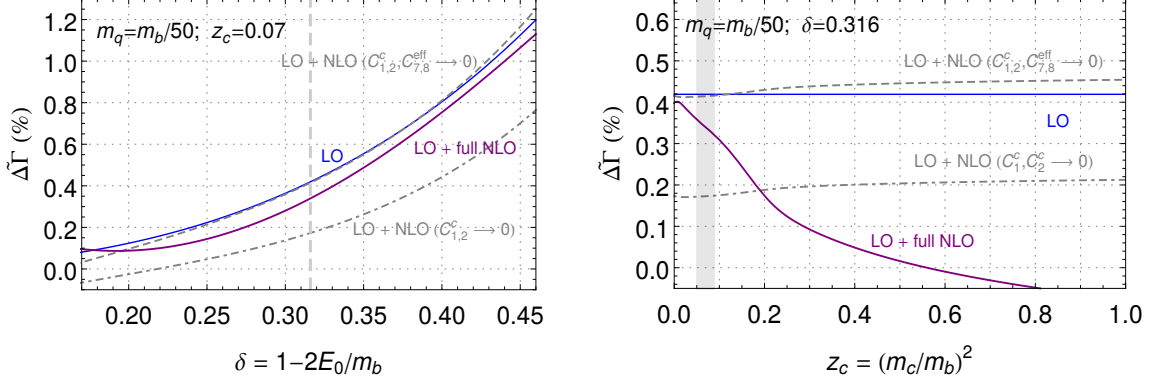


Figure 8. $\widetilde{\Delta\Gamma}$ in percent units. Left: Dependence on the photon energy cut E_0 . Right: Dependence on the charm mass. We have fixed $\mu_0 = 160$ GeV, $\mu = 2.5$ GeV and $L_q = -\log 50$ ($m_q \sim 100$ MeV). The vertical dashed line in the left panel shows the benchmark point $\delta = 0.316$, while the vertical band in the right panel corresponds to the physical value $z_c = 0.07 \pm 0.02$.

For $m_q = m_b/50 \sim 100$ MeV, we find:

$$\begin{aligned} \widetilde{\Delta\Gamma}_{E_0=1.6 \text{ GeV}} [\%] &= (0.419)_{\text{LO}} - (0.080)_{\text{NLO}} \pm (0.028)_{\mu_0} \pm (0.032)_{\mu} \pm (0.019)_{z_c} \\ &= 0.34 \pm 0.05 \end{aligned} \quad (4.8)$$

$$\begin{aligned} \widetilde{\Delta\Gamma}_{E_0=1.9 \text{ GeV}} [\%] &= (0.105)_{\text{LO}} - (0.077)_{\text{NLO}} \pm (0.012)_{\mu_0} \pm (0.009)_{\mu} \pm (0.003)_{z_c} \\ &= 0.03 \pm 0.02 \end{aligned} \quad (4.9)$$

For $m_q = m_b/20 \sim 250$ MeV:

$$\begin{aligned} \widetilde{\Delta\Gamma}_{E_0=1.6 \text{ GeV}} [\%] &= (0.189)_{\text{LO}} - (0.107)_{\text{NLO}} \pm (0.019)_{\mu_0} \pm (0.007)_{\mu} \pm (0.007)_{z_c} \\ &= 0.08 \pm 0.02 \end{aligned} \quad (4.10)$$

$$\begin{aligned} \widetilde{\Delta\Gamma}_{E_0=1.9 \text{ GeV}} [\%] &= (0.037)_{\text{LO}} - (0.081)_{\text{NLO}} \pm (0.009)_{\mu_0} \pm (0.020)_{\mu} \pm (0.001)_{z_c} \\ &= -0.04 \pm 0.02 \end{aligned} \quad (4.11)$$

For the value $\delta = 0.188$ ($E_0 = 1.9$ GeV) we have used the exact results (not the expanded ones), as for this value of δ the quadratic expansion is not expected to be accurate enough.

5 Conclusions

The inclusive radiative decay $\bar{B} \rightarrow X_s \gamma$ has beyond any doubt reached the era of precision physics, with the total uncertainties on both the experimental and theoretical side being at the $\pm 7\%$ level. The foreseen improvement in precision on the experimental side – the envisaged uncertainty with 50/ab at Belle II is of $\mathcal{O}(6\%)$ [58], although this might even be a conservative estimate – justifies every effort to reduce the theoretical error to at least the same level.

The present article aims at addressing a particular higher-order perturbative contribution, namely the four-body contributions $b \rightarrow sq\bar{q}\gamma$ to $\Gamma(\bar{B} \rightarrow X_s\gamma)$ at NLO. The smallness of the Wilson coefficients of penguin operators and CKM-suppression of current-current operators suggests that this contribution should be small. However, only an explicit calculation can turn this estimate into a firm statement. The calculation arises from tree and one-loop amplitudes, but it involves the four-body phase-space integration in dimensional regularization, which makes the calculation non-trivial owing to the appearance of higher transcendental functions. Moreover, the cancellation of poles in the dimensional regularization parameter ϵ is only achieved after proper UV and IR renormalization. The latter gives rise to logarithms $\ln(m_q/m_b)$ when turning the dimensional into a mass regulator. These logarithms stem from the phase space region of energetic collinear photon radiation off light quarks in the final state. They are computed with the splitting function technique and treated in the same way as in [45, 55].

We find indeed that the contribution of our four-body NLO correction to the total rate is below the 1% level, as expected. This statement even holds true once we vary the input parameters such as the charm mass m_c , the photon energy cut (parameterized by δ), the masses m_q of the light quarks, or the renormalization and matching scales, as can be seen by the numbers and the plots in Section 4. We also confirm the LO results presented previously in Ref. [45].

Yet the NLO calculation of $\bar{B} \rightarrow X_s\gamma$ is still not complete. There are certain yet unpublished three-particle cuts contributing to $\Gamma(b \rightarrow sg\gamma)$, mainly interferences of $P_{1,2}^u$ with $P_{1,2}^c$, which are also of the (A, B) -interference type. These contributions can be extracted from the results of Ref. [27]. The only missing pieces are given by the diagrams in Fig. 1.f. These are NLO interferences of the type (B, B) and are expected to be negligible with respect to the (A, B) ones that we have calculated in a complete manner. While these contributions can be calculated with the techniques described in this paper, they are left for future work.

Acknowledgements

We thank Mikolaj Misiak for valuable correspondence and comments on the manuscript, and Dirk Seidel for useful discussions about penguins. This work has been funded by the Deutsche Forschungsgemeinschaft (DFG) within research unit FOR 1873 (QFET). M.P. acknowledges support by the National Science Centre (Poland) research project, decision DEC-2011/01/B/ST2/00438.

A Intermediate Results

A.1 (P_7, P_i) interference

The functions $\mathcal{F}_{(J)}^{I,7}(\delta)$ are given by:

$$\mathcal{F}_{(i)}^{s,7}(\delta) = -6 \mathcal{F}_{(i)}^{\times,7}(\delta) ; \tag{A.1}$$

$$\mathcal{F}_{(i)}^{\times,7}(\delta) = \frac{-18\delta + 33\delta^2 - 2\delta^3 - 13\delta^4 + 6\delta^3(2 + \delta) \log(\delta)}{243(1 - \delta)} ; \quad (\text{A.2})$$

$$\mathcal{F}_{(ii)}^{\times,7}(\delta) = \frac{12\delta - 3\delta^2 - 8\delta^3 - \delta^4 + 6\delta^2(2 + \delta) \log(\delta)}{54(1 - \delta)} ; \quad (\text{A.3})$$

A.2 (P_8, P_i) interference

Up to subleading terms in ϵ , we have always

$$\mathcal{F}^{s,8}(\delta) = -6(1 + \epsilon) \mathcal{F}^{\times,8}(\delta) . \quad (\text{A.4})$$

The functions $\mathcal{F}^{\times,8}(\delta)$ are given by:

$$\mathcal{F}_{(i)}^{\times,8}(\delta) = A_8(\delta) \left[\frac{1}{\epsilon} + 6L_\mu \right] + B_8(\delta) ; \quad (\text{A.5})$$

$$\mathcal{F}_{(ii)}^{\times,8}(\delta) = B'_8(\delta) ; \quad \mathcal{F}_{\text{coll}(ii)}^{\times,8}(\delta) = 0 ; \quad (\text{A.6})$$

$$\mathcal{F}_{(iii)}^{\times,8}(\delta) = A''_8(\delta) \left[\frac{1}{\epsilon} + 6L_\mu \right] + B''_8(\delta) ; \quad (\text{A.7})$$

$$\mathcal{F}_{\text{coll}(i)}^{\times,8}(\delta) = -A_8(\delta) \left[\frac{1}{\epsilon} + 6L_\mu - 2L_q \right] + D_8(\delta) ; \quad (\text{A.8})$$

$$\mathcal{F}_{\text{coll}(iii)}^{\times,8}(\delta) = -A''_8(\delta) \left[\frac{1}{\epsilon} + 6L_\mu - 2L_q \right] + D''_8(\delta) ; \quad (\text{A.9})$$

where $L_\mu = \log(\mu/m_b)$ and $L_q = \log(m_q/m_b)$, and:

$$A_8(\delta) = \frac{4\delta^3}{81} - \frac{\delta^2}{27} + \frac{4\delta}{27} + \frac{4}{27} \log(1 - \delta) ; \quad (\text{A.10})$$

$$A''_8(\delta) = -\frac{4\delta^3}{81} + \frac{10\delta^2}{27} + \frac{2\delta}{27} - \left(\frac{2\delta^2}{9} - \frac{4\delta}{9} - \frac{2}{27} \right) \log(1 - \delta) ; \quad (\text{A.11})$$

$$\begin{aligned} B_8(\delta) &= \frac{62\delta^3}{243} - \frac{17\delta^2}{162} + \frac{116\delta}{81} - \left(\frac{8\delta^3}{81} - \frac{2\delta^2}{27} + \frac{8\delta}{27} \right) \log \delta - \frac{8}{27} \log \delta \log(1 - \delta) \\ &\quad - \log(1 - \delta) \left(\frac{8\delta^3}{81} - \frac{2\delta^2}{27} + \frac{8\delta}{27} - \frac{92}{81} \right) - \frac{4}{27} \log^2(1 - \delta) - \frac{8\text{Li}_2(\delta)}{27} ; \end{aligned} \quad (\text{A.12})$$

$$B'_8(\delta) = \frac{4\delta}{27} - \frac{\delta^2}{9} + \frac{2\delta^3}{81} + \frac{4 \log(1 - \delta)}{27} ; \quad (\text{A.13})$$

$$B''_8(\delta) = -\frac{8\delta^3}{27} + \frac{199\delta^2}{81} + \frac{119\delta}{81} + \left(\frac{8\delta^3}{81} - \frac{20\delta^2}{27} - \frac{4\delta}{27} \right) \log \delta$$

$$\begin{aligned}
& + \left(\frac{8\delta^3}{81} - \frac{47\delta^2}{27} + \frac{50\delta}{27} + \frac{107}{81} + \frac{4\delta^2 \log \delta}{9} - \frac{8\delta \log \delta}{9} - \frac{4 \log \delta}{27} \right) \log(1 - \delta) \\
& + \left(\frac{5\delta^2}{9} - \frac{10\delta}{9} + \frac{7}{27} \right) \log^2(1 - \delta) + \left(\frac{4\delta^2}{9} - \frac{8\delta}{9} - \frac{4}{27} \right) \text{Li}_2(\delta) ; \tag{A.14}
\end{aligned}$$

$$\begin{aligned}
D_8(\delta) & = -\frac{37\delta^3}{243} + \frac{\delta^2}{54} - \frac{8\delta}{9} + \log(1 - \delta) \left(\frac{8\delta^3}{81} - \frac{2\delta^2}{27} + \frac{8\delta}{27} + \frac{4 \log \delta}{27} - \frac{20}{27} \right) \\
& + \left(\frac{4\delta^3}{81} - \frac{\delta^2}{27} + \frac{4\delta}{27} \right) \log(\delta) + \frac{4}{27} \log^2(1 - \delta) + \frac{4\text{Li}_2(\delta)}{27} ; \tag{A.15}
\end{aligned}$$

$$\begin{aligned}
D_8''(\delta) & = +\frac{37\delta^3}{243} - \frac{35\delta^2}{27} - \frac{10\delta}{9} - \left(\frac{8\delta^3}{81} - \frac{32\delta^2}{27} + \frac{20\delta}{27} + \frac{28}{27} \right) \log(1 - \delta) \\
& - \left(\frac{4\delta^3}{81} - \frac{10\delta^2}{27} - \frac{2\delta}{27} \right) \log \delta - \left(\frac{2\delta^2}{9} - \frac{4\delta}{9} - \frac{2}{27} \right) \log \delta \log(1 - \delta) \\
& - \left(\frac{4\delta^2}{9} - \frac{8\delta}{9} + \frac{4}{27} \right) \log^2(1 - \delta) - \left(\frac{2\delta^2}{9} - \frac{4\delta}{9} - \frac{2}{27} \right) \text{Li}_2(\delta) ; \tag{A.16}
\end{aligned}$$

A.3 (P_i, P_j) interference

For $\mathcal{F}_{(J)}^{I,1}(\delta)$ we give analytical results for m_c -independent functions, but the m_c -dependence is given as interpolated functions. Up to subleading terms in ϵ , we have always

$$\mathcal{F}^s(z_q, \delta) = -6(1 + \epsilon + \epsilon^2) \mathcal{F}^\times(z_q, \delta) . \tag{A.17}$$

The functions $\mathcal{F}^\times(z_q, \delta)$ are given by:

$$\mathcal{F}_{(i)}^{\times,1}(z_q, \delta) = A(\delta) \left[\frac{1}{\epsilon^2} + \frac{1}{\epsilon} 8L_\mu + 32L_\mu^2 \right] + B(z_q, \delta) \left[\frac{1}{\epsilon} + 8L_\mu \right] + C(z_q, \delta) ; \tag{A.18}$$

$$\mathcal{F}_{(ii)}^{\times,1}(z_q, \delta) = B'(\delta) \left[\frac{1}{\epsilon} + 8L_\mu \right] + C'(z_q, \delta) ; \quad \mathcal{F}_{\text{coll}(ii)}^{\times,1}(z_q, \delta) = 0 ; \tag{A.19}$$

$$\mathcal{F}_{(iii)}^{\times,1}(z_q, \delta) = A''(\delta) \left[\frac{1}{\epsilon^2} + \frac{1}{\epsilon} 8L_\mu + 32L_\mu^2 \right] + B''(z_q, \delta) \left[\frac{1}{\epsilon} + 8L_\mu \right] + C''(z_q, \delta) ; \tag{A.20}$$

$$\begin{aligned}
\mathcal{F}_{\text{coll}(i)}^{\times,1}(z_q, \delta) & = -A(\delta) \left[\frac{1}{\epsilon^2} + \frac{1}{\epsilon} (8L_\mu - 2L_q) + 30L_\mu^2 - 12L_\mu L_q + 2L_\mu - 2L_q \right] \\
& - [B(z_q, \delta) + F(\delta) + H(\delta)] \left[\frac{1}{\epsilon} + 8L_\mu - 2L_q \right] + f(\delta) [L_\mu - L_q] + E(z_q, \delta) ; \tag{A.21}
\end{aligned}$$

$$\begin{aligned}
\mathcal{F}_{\text{coll}(iii)}^{\times,1}(z_q, \delta) & = -A''(\delta) \left[\frac{1}{\epsilon^2} + \frac{1}{\epsilon} (8L_\mu - 2L_q) + 30L_\mu^2 - 12L_\mu L_q + 2L_\mu - 2L_q \right] \\
& - [B''(z_q, \delta) + F''(\delta) + H''(\delta)] \left[\frac{1}{\epsilon} + 8L_\mu - 2L_q \right] + f''(\delta) [L_\mu - L_q] + E''(z_q, \delta) ; \tag{A.22}
\end{aligned}$$

Counterterms are given by:

$$\mathcal{F}_{(i)}^{\times,C}(\delta) = -A(\delta) \left[\frac{1}{\epsilon^2} + \frac{1}{\epsilon} 6L_\mu + 18L_\mu^2 \right] + F(\delta) \left[\frac{1}{\epsilon} + 6L_\mu \right] + G; \quad (\text{A.23})$$

$$\mathcal{F}_{(ii)}^{\times,C}(\delta) = -B'(\delta) \left[\frac{1}{\epsilon} + 6L_\mu \right] + G'(\delta); \quad \mathcal{F}_{\text{coll}(ii)}^{\times,C}(z_q, \delta) = 0; \quad (\text{A.24})$$

$$\mathcal{F}_{(iii)}^{\times,C}(\delta) = -A''(\delta) \left[\frac{1}{\epsilon^2} + \frac{1}{\epsilon} 6L_\mu + 18L_\mu^2 \right] + F''(\delta) \left[\frac{1}{\epsilon} + 6L_\mu \right] + G''(\delta); \quad (\text{A.25})$$

$$\begin{aligned} \mathcal{F}_{\text{coll}(i)}^{\times,C}(\delta) &= A(\delta) \left[\frac{1}{\epsilon^2} + \frac{1}{\epsilon} (6L_\mu - 2L_q) + 16L_\mu^2 - 8L_\mu L_q + 2L_\mu - 2L_q \right] \\ &\quad + H(\delta) \left[\frac{1}{\epsilon} + 6L_\mu - 2L_q \right] - f(\delta) [L_\mu - L_q] + I(\delta); \end{aligned} \quad (\text{A.26})$$

$$\begin{aligned} \mathcal{F}_{\text{coll}(iii)}^{\times,C}(\delta) &= A''(\delta) \left[\frac{1}{\epsilon^2} + \frac{1}{\epsilon} (6L_\mu - 2L_q) + 16L_\mu^2 - 8L_\mu L_q + 2L_\mu - 2L_q \right] \\ &\quad + H''(\delta) \left[\frac{1}{\epsilon} + 6L_\mu - 2L_q \right] - f''(\delta) [L_\mu - L_q] + I''(\delta); \end{aligned} \quad (\text{A.27})$$

where again $L_\mu = \log(\mu/m_b)$ and $L_q = \log(m_q/m_b)$. From these expressions one can check the pattern of cancellation of UV and collinear divergences. The z_q -independent functions are given by (with the notation $\bar{\delta} \equiv 1 - \delta$, $L_{\bar{\delta}} \equiv \log(1 - \delta)$, $L_\delta \equiv \log \delta$),

$$A(\delta) = -\frac{\delta^4}{1458} - \frac{\delta}{243} - \frac{1}{243} L_{\bar{\delta}}; \quad (\text{A.28})$$

$$A''(\delta) = -\frac{2\delta^4}{729} + \frac{2\delta^3}{729} - \frac{\delta^2}{486} - \frac{2\delta}{243} - \frac{2}{243} L_{\bar{\delta}}; \quad (\text{A.29})$$

$$B'(\delta) = -\frac{2\delta^3}{2187} + \frac{2\delta^2}{729} - \frac{2\delta}{729} - \frac{2}{729} L_{\bar{\delta}}; \quad (\text{A.30})$$

$$f(\delta) = \left(\frac{4\delta^2}{243} - \frac{4\delta}{729} - \frac{1}{243} \right) L_{\bar{\delta}} + \frac{2}{243} L_{\bar{\delta}}^2 + \frac{11\delta^4}{8748} + \frac{5\delta^3}{729} - \frac{23\delta^2}{1458} - \frac{\delta}{243}; \quad (\text{A.31})$$

$$f''(\delta) = \left(\frac{10\delta^2}{243} - \frac{16\delta}{729} - \frac{2}{729} \right) L_{\bar{\delta}} + \frac{4}{243} L_{\bar{\delta}}^2 + \frac{11\delta^4}{2187} + \frac{34\delta^3}{2187} - \frac{29\delta^2}{729} - \frac{2\delta}{729}; \quad (\text{A.32})$$

$$\begin{aligned} F(\delta) &= -\left(\frac{2L_{\bar{\delta}}}{243} + \frac{\delta^4}{729} + \frac{2\delta}{243} \right) L_\delta - \left(\frac{\delta^4}{729} + \frac{2\delta}{243} - \frac{97}{2916} \right) L_{\bar{\delta}} - \frac{L_{\bar{\delta}}^2}{243} + \frac{53\delta^4}{17496} + \frac{4\delta^3}{2187} \\ &\quad + \frac{7\delta^2}{5832} + \frac{121\delta}{2916} - \frac{2\text{Li}_2(\delta)}{243}; \end{aligned} \quad (\text{A.33})$$

$$\begin{aligned}
F''(\delta) = & - \left(\frac{4L_{\bar{\delta}}}{243} + \frac{4\delta^4}{729} - \frac{4\delta^3}{729} + \frac{\delta^2}{243} + \frac{4\delta}{243} \right) L_{\delta} - \left(\frac{4\delta^4}{729} - \frac{4\delta^3}{729} + \frac{\delta^2}{243} + \frac{4\delta}{243} - \frac{47}{729} \right) L_{\bar{\delta}} \\
& - \frac{2L_{\bar{\delta}}^2}{243} + \frac{71\delta^4}{4374} - \frac{38\delta^3}{2187} + \frac{49\delta^2}{2916} + \frac{59\delta}{729} - \frac{4\text{Li}_2(\delta)}{243} ; \tag{A.34}
\end{aligned}$$

$$\begin{aligned}
G(\delta) = & \left(\frac{\delta^4}{729} + \frac{2\delta}{243} - \frac{97}{2916} \right) L_{\bar{\delta}}^2 + \left(\frac{2L_{\bar{\delta}}}{243} + \frac{\delta^4}{729} + \frac{2\delta}{243} \right) L_{\bar{\delta}}^2 + \frac{2L_{\bar{\delta}}^3}{729} - \left(\frac{53\delta^4}{8748} + \frac{8\delta^3}{2187} \right. \\
& + \frac{7\delta^2}{2916} + \frac{121\delta}{1458} - \frac{4\text{Li}_2(\delta)}{243} + \frac{7\pi^2}{972} - \frac{6901}{34992} \left. \right) L_{\bar{\delta}} + \left(\frac{2\delta^4}{729} + \frac{4\delta}{243} - \frac{97}{1458} \right) L_{\delta} L_{\bar{\delta}} \\
& + \left(\frac{4L_{\bar{\delta}}^2}{243} - \frac{53\delta^4}{8748} - \frac{8\delta^3}{2187} - \frac{7\delta^2}{2916} - \frac{121\delta}{1458} + \frac{4\text{Li}_2(\delta)}{243} \right) L_{\delta} - \frac{13\pi^2\delta^4}{17496} + \frac{2233\delta^4}{209952} + \frac{\delta^3}{81} \\
& + \frac{733\delta^2}{69984} - \frac{13\pi^2\delta}{2916} + \frac{9805\delta}{34992} - \frac{97\text{Li}_2(\delta)}{1458} + \frac{4\text{Li}_3(\bar{\delta})}{243} - \frac{4\text{Li}_3(\delta)}{243} - \frac{4\zeta(3)}{243} ; \tag{A.35}
\end{aligned}$$

$$\begin{aligned}
G'(\delta) = & - \left(\frac{4L_{\bar{\delta}}}{729} + \frac{4\delta^3}{2187} - \frac{4\delta^2}{729} + \frac{4\delta}{729} \right) L_{\delta} - \left(\frac{4\delta^3}{2187} - \frac{4\delta^2}{729} + \frac{4\delta}{729} - \frac{59}{2187} \right) L_{\bar{\delta}} - \frac{2L_{\bar{\delta}}^2}{729} \\
& + \frac{5\delta^3}{729} - \frac{50\delta^2}{2187} + \frac{71\delta}{2187} - \frac{4\text{Li}_2(\delta)}{729} ; \tag{A.36}
\end{aligned}$$

$$\begin{aligned}
G''(\delta) = & \left(\frac{4\delta^4}{729} - \frac{4\delta^3}{729} + \frac{\delta^2}{243} + \frac{4\delta}{243} - \frac{47}{729} \right) L_{\bar{\delta}}^2 + \left(\frac{4L_{\bar{\delta}}}{243} + \frac{4\delta^4}{729} - \frac{4\delta^3}{729} + \frac{\delta^2}{243} + \frac{4\delta}{243} \right) L_{\bar{\delta}}^2 \\
& + \frac{4}{729} L_{\bar{\delta}}^3 - \left(\frac{71\delta^4}{2187} - \frac{76\delta^3}{2187} + \frac{49\delta^2}{1458} + \frac{118\delta}{729} - \frac{8\text{Li}_2(\delta)}{243} + \frac{7\pi^2}{486} - \frac{1645}{4374} \right) L_{\bar{\delta}} \\
& - L_{\delta} \left[\left(-\frac{8\delta^4}{729} + \frac{8\delta^3}{729} - \frac{2\delta^2}{243} - \frac{8\delta}{243} + \frac{94}{729} \right) L_{\bar{\delta}} - \frac{8L_{\bar{\delta}}^2}{243} + \frac{71\delta^4}{2187} - \frac{76\delta^3}{2187} + \frac{49\delta^2}{1458} \right. \\
& + \left. \frac{118\delta}{729} - \frac{8\text{Li}_2(\delta)}{243} \right] - \frac{13\pi^2\delta^4}{4374} + \frac{1877\delta^4}{26244} + \frac{13\pi^2\delta^3}{4374} - \frac{527\delta^3}{6561} - \frac{13\pi^2\delta^2}{5832} + \frac{1493\delta^2}{17496} \\
& - \frac{13\pi^2\delta}{1458} + \frac{2353\delta}{4374} - \frac{94\text{Li}_2(\delta)}{729} + \frac{8\text{Li}_3(\bar{\delta})}{243} - \frac{8\text{Li}_3(\delta)}{243} - \frac{8\zeta(3)}{243} ; \tag{A.37}
\end{aligned}$$

$$\begin{aligned}
H(\delta) = & \left(\frac{L_{\bar{\delta}}}{243} + \frac{\delta^4}{1458} + \frac{\delta}{243} \right) L_{\delta} + \left(\frac{\delta^4}{729} + \frac{2\delta}{243} - \frac{7}{324} \right) L_{\bar{\delta}} + \frac{L_{\bar{\delta}}^2}{243} - \frac{5\delta^4}{3888} - \frac{19\delta^3}{8748} \\
& - \frac{7\delta^2}{5832} - \frac{25\delta}{972} + \frac{\text{Li}_2(\delta)}{243} ; \tag{A.38}
\end{aligned}$$

$$\begin{aligned}
H''(\delta) = & \left(\frac{2L_{\bar{\delta}}}{243} + \frac{2\delta^4}{729} - \frac{2\delta^3}{729} + \frac{\delta^2}{486} + \frac{2\delta}{243} \right) L_{\delta} + \left(\frac{4\delta^4}{729} - \frac{4\delta^3}{729} + \frac{\delta^2}{243} + \frac{4\delta}{243} - \frac{7}{162} \right) L_{\bar{\delta}} \\
& + \frac{2L_{\bar{\delta}}^2}{243} - \frac{2\delta^4}{243} + \frac{29\delta^3}{4374} - \frac{8\delta^2}{729} - \frac{25\delta}{486} + \frac{2\text{Li}_2(\delta)}{243} ; \tag{A.39}
\end{aligned}$$

$$\begin{aligned}
I(\delta) = & - \left(\frac{L_{\bar{\delta}}}{486} + \frac{\delta^4}{2916} + \frac{\delta}{486} \right) L_{\bar{\delta}}^2 - \left(\frac{\delta^4}{729} - \frac{2\delta^2}{243} + \frac{8\delta}{729} - \frac{23}{972} \right) L_{\bar{\delta}}^2 + \left(\frac{5\delta^4}{1944} + \frac{19\delta^3}{4374} \right.
\end{aligned}$$

$$\begin{aligned}
& + \frac{67\delta^2}{2916} + \frac{61\delta}{4374} + \frac{2\text{Li}_2(\bar{\delta})}{243} + \frac{\pi^2}{486} - \frac{809}{11664} \Big) L_{\bar{\delta}} - L_{\delta} \left[\left(\frac{\delta^4}{729} + \frac{2\delta}{243} - \frac{7}{729} \right) L_{\bar{\delta}} \right. \\
& - \left. \frac{5\delta^4}{3888} - \frac{19\delta^3}{8748} - \frac{7\delta^2}{5832} - \frac{25\delta}{972} + \frac{\text{Li}_2(\delta)}{243} \right] + \frac{\pi^2\delta^4}{2916} - \frac{5\delta^4}{2916} + \frac{247\delta^3}{34992} - \frac{2461\delta^2}{69984} \\
& + \frac{\pi^2\delta}{486} - \frac{1109\delta}{11664} - \frac{35\text{Li}_2(\bar{\delta})}{2916} + \frac{7\text{Li}_2(\delta)}{729} - \frac{2\text{Li}_3(\bar{\delta})}{243} + \frac{\text{Li}_3(\delta)}{243} + \frac{2\zeta(3)}{243} + \frac{35\pi^2}{17496} ;
\end{aligned} \tag{A.40}$$

$$\begin{aligned}
I''(\delta) = & - \left(\frac{4\delta^4}{729} - \frac{4\delta^3}{729} - \frac{4\delta^2}{243} + \frac{20\delta}{729} - \frac{73}{1458} \right) L_{\bar{\delta}}^2 - \left(\frac{L_{\bar{\delta}}}{243} + \frac{\delta^4}{729} - \frac{\delta^3}{729} + \frac{\delta^2}{972} + \frac{\delta}{243} \right) L_{\bar{\delta}}^2 \\
& + \left(\frac{4\delta^4}{243} - \frac{29\delta^3}{2187} + \frac{58\delta^2}{729} + \frac{5\delta}{2187} + \frac{4\text{Li}_2(\bar{\delta})}{243} + \frac{\pi^2}{243} - \frac{2215}{17496} \right) L_{\bar{\delta}} - L_{\delta} \left[\left(\frac{4\delta^4}{729} \right. \right. \\
& - \left. \frac{4\delta^3}{729} + \frac{\delta^2}{243} + \frac{4\delta}{243} - \frac{5}{243} \right) L_{\bar{\delta}} - \frac{2\delta^4}{243} + \frac{29\delta^3}{4374} - \frac{8\delta^2}{729} - \frac{25\delta}{486} + \frac{2\text{Li}_2(\delta)}{243} \Big] + \frac{\pi^2\delta^4}{729} \\
& - \frac{383\delta^4}{23328} - \frac{\pi^2\delta^3}{729} + \frac{923\delta^3}{17496} + \frac{\pi^2\delta^2}{972} - \frac{1357\delta^2}{11664} + \frac{\pi^2\delta}{243} - \frac{3115\delta}{17496} - \frac{11\text{Li}_2(\bar{\delta})}{486} + \frac{5\text{Li}_2(\delta)}{243} \\
& - \frac{4\text{Li}_3(\bar{\delta})}{243} + \frac{2\text{Li}_3(\delta)}{243} + \frac{4\zeta(3)}{243} + \frac{11\pi^2}{2916} ;
\end{aligned} \tag{A.41}$$

While our calculation provides *exactly* all the functions $B^{(n)}(z_q, \delta)$, $C^{(l,n)}(z_q, \delta)$ and $E^{(n)}(z_q, \delta)$, the corresponding expressions depend on z_q and the photon energy E_γ through complex functions of harmonic polylogarithms of various weights, which must be integrated in the region $2E_\gamma/m_B \in [1 - \delta, 1]$. Solving these integrals analytically is highly non-trivial, and even the numerical integration is computationally demanding. We have performed a numerical evaluation of such integrals and find it more convenient to present the results as an expansion in δ around the value $\delta = 0.316$, and as an interpolation in z_q . These interpolations coincide with the exact results in the region $z \in [0, 1]$ to a very good precision. The relevant functions are written as:

$$\begin{aligned}
\mathcal{G}(z_q, \delta) = & [f_{\mathcal{G}}^{(0)}(z_q) + i h_{\mathcal{G}}^{(0)}(z_q)] + [f_{\mathcal{G}}^{(1)}(z_q) + i h_{\mathcal{G}}^{(1)}(z_q)] (\delta - 0.316) \\
& + [f_{\mathcal{G}}^{(2)}(z_q) + i h_{\mathcal{G}}^{(2)}(z_q)] (\delta - 0.316)^2 + \dots
\end{aligned} \tag{A.42}$$

with $\mathcal{G} = B, B'', C, C', C'', E, E''$. The functions $f_{\mathcal{G}}^{(i)}(z_q)$, $h_{\mathcal{G}}^{(i)}(z_q)$ are fitted to padé approximants of order $[5/5]$:

$$f_{\mathcal{G}}^{(i)}(z_q) = \frac{f_{\mathcal{G},\{5\}}^{(i)} z_q^5 + f_{\mathcal{G},\{4\}}^{(i)} z_q^4 + f_{\mathcal{G},\{3\}}^{(i)} z_q^3 + f_{\mathcal{G},\{2\}}^{(i)} z_q^2 + f_{\mathcal{G},\{1\}}^{(i)} z_q + f_{\mathcal{G},\{0\}}^{(i)}}{f_{\mathcal{G},\{-5\}}^{(i)} z_q^5 + f_{\mathcal{G},\{-4\}}^{(i)} z_q^4 + f_{\mathcal{G},\{-3\}}^{(i)} z_q^3 + f_{\mathcal{G},\{-2\}}^{(i)} z_q^2 + f_{\mathcal{G},\{-1\}}^{(i)} z_q + 1} \tag{A.43}$$

and similar for $h_{\mathcal{G}}^{(i)}(z_q)$. The Padé coefficients $f_{\mathcal{G},\{j\}}^{(i)}$, $h_{\mathcal{G},\{j\}}^{(i)}$ are given in Tables 1-7.

The functions $\tilde{\mathcal{F}}(z_q, \delta)$ are UV finite and collinear safe. Again, we have the following relationship,

$$\tilde{\mathcal{F}}_{(i)}^{s,1}(z_q, \delta) = -6 \tilde{\mathcal{F}}_{(i)}^{\times,1}(z_q, \delta) . \tag{A.44}$$

Table 1. Padé coefficients for $B(z_q, \delta)$.

$\{j\}$	$f_{B,\{j\}}^{(0)}$	$f_{B,\{j\}}^{(1)}$	$f_{B,\{j\}}^{(2)}$	$h_{B,\{j\}}^{(0)}$	$h_{B,\{j\}}^{(1)}$	$h_{B,\{j\}}^{(2)}$
{5}	2.6085e2	-2.3748e3	7.8427e2	-2.5964e0	-1.8780e1	-7.0839e1
{4}	5.5417e2	1.6248e2	8.9587e2	3.6935e0	2.6299e1	8.9418e1
{3}	-8.6141e0	1.2216e3	-2.0894e2	-1.6902e0	-1.1864e1	-3.5637e1
{2}	-1.5107e0	-9.2378e1	2.1731e1	3.2301e-1	2.2545e0	6.0307e0
{1}	1.1241e-1	5.4522e0	-1.3841e0	-2.6875e-2	-1.8840e-1	-4.5543e-1
{0}	3.2101e-3	2.0675e-2	4.0727e-2	8.0387e-4	5.7122e-3	1.2664e-2
{-1}	2.7478e1	2.4959e2	-3.5865e1	5.1543e0	-9.6139e0	-2.1925e1
{-2}	-6.5543e1	-4.3377e3	5.9242e2	-2.5093e2	-1.8937e2	-1.6101e2
{-3}	-9.6131e3	5.7863e4	-5.6283e3	1.7465e4	1.1349e4	1.1056e4
{-4}	2.2612e5	7.7096e4	2.1131e4	-4.3025e5	-2.3262e5	-1.5200e5
{-5}	1.6782e5	-2.0939e5	3.8351e4	4.3797e6	1.7123e6	7.2442e5

As before, the ‘crossed’ functions $\tilde{\mathcal{F}}_{(J)}^{\times,1}(z_q, \delta)$ are known exactly but we provide here simplified expressions as an expansion in $(\delta - 0.316)$ and interpolated in z_q . We write:

$$\begin{aligned} \tilde{\mathcal{F}}_{(J)}^{\times,1}(z_q, \delta) &= [\tilde{f}_{(J)}^{(0)}(z_q) + i \tilde{h}_{(J)}^{(0)}(z_q)] + [\tilde{f}_{(J)}^{(1)}(z_q) + i \tilde{h}_{(J)}^{(1)}(z_q)] (\delta - 0.316) \\ &+ [\tilde{f}_{(J)}^{(2)}(z_q) + i \tilde{h}_{(J)}^{(2)}(z_q)] (\delta - 0.316)^2 + \dots \end{aligned} \quad (\text{A.45})$$

with $J = i, ii$. The functions $\tilde{f}_{(J)}^{(i)}(z_q)$ are again fitted to Padé approximants:

$$\tilde{f}_{(J)}^{(i)}(z_q) = \frac{\tilde{f}_{(J),\{5\}}^{(i)} z_q^5 + \tilde{f}_{(J),\{4\}}^{(i)} z_q^4 + \tilde{f}_{(J),\{3\}}^{(i)} z_q^3 + \tilde{f}_{(J),\{2\}}^{(i)} z_q^2 + \tilde{f}_{(J),\{1\}}^{(i)} z_q + \tilde{f}_{(J),\{0\}}^{(i)}}{\tilde{f}_{(J),\{-6\}}^{(i)} z_q^6 + \tilde{f}_{(J),\{-5\}}^{(i)} z_q^5 + \tilde{f}_{(J),\{-4\}}^{(i)} z_q^4 + \tilde{f}_{(J),\{-3\}}^{(i)} z_q^3 + \tilde{f}_{(J),\{-2\}}^{(i)} z_q^2 + \tilde{f}_{(J),\{-1\}}^{(i)} z_q + 1} \quad (\text{A.46})$$

but a different parameterization for the functions $\tilde{h}_{(J)}^{(i)}(z_q)$ is found to reproduce the exact result more accurately. While for $\tilde{h}_{(J)}^{(0)}(z_q)$ and $\tilde{h}_{(J)}^{(1)}(z_q)$ we use

$$\tilde{h}_{(J)}^{(i)}(z_q) = z_q \exp[-\tilde{h}_{(J),\{e\}}^{(i)} z_q] \left(\frac{1}{4} - z_q\right)^2 \theta\left(\frac{1}{4} - z_q\right) \sum_{j=0}^6 \tilde{h}_{(J),\{j\}}^{(i)} z_q^j, \quad (\text{A.47})$$

we make the ansatz

$$\tilde{h}_{(J)}^{(2)}(z_q) = z_q \left(\frac{1}{4} - z_q\right)^2 \theta\left(\frac{1}{4} - z_q\right) \frac{\sum_{j=0}^7 \tilde{h}_{(J),\{j\}}^{(2)} z_q^j}{1 + \sum_{j=1}^7 \tilde{h}_{(J),\{j\}}^{(2)} z_q^j} \quad (\text{A.48})$$

for $\tilde{h}_{(J)}^{(2)}(z_q)$. The coefficients $\tilde{f}_{(J),\{j\}}^{(i)}$ and $\tilde{h}_{(J),\{j\}}^{(i)}$ can be found in Tables 8 and 9, respectively. Finally the functions $\tilde{\mathcal{F}}_{(J)}^{I,4}(\delta)$ are given by

$$\tilde{\mathcal{F}}_{(i)}^{s,4}(\delta) = -6 \tilde{\mathcal{F}}_{(i)}^{\times,4}(\delta) \quad (\text{A.49})$$

Table 2. Padé coefficients for $B''(z_q, \delta)$.

$\{j\}$	$f_{B'',\{j\}}^{(0)}$	$f_{B'',\{j\}}^{(1)}$	$f_{B'',\{j\}}^{(2)}$	$h_{B'',\{j\}}^{(0)}$	$h_{B'',\{j\}}^{(1)}$	$h_{B'',\{j\}}^{(2)}$
{5}	-9.5739e-1	-9.6422e0	-2.8386e1	-7.9067e-2	-6.6893e-1	-2.9051e0
{4}	3.0239e0	2.7036e1	1.2991e2	1.9267e-1	1.6095e0	6.3544e0
{3}	-3.9058e-1	-6.8880e-1	2.3899e0	-1.7623e-1	-1.4512e0	-5.1486e0
{2}	3.7847e-3	-6.4972e-1	-4.0154e0	7.5813e-2	6.1479e-1	1.9516e0
{1}	-9.5759e-3	3.6265e-3	2.4684e-1	-1.5417e-2	-1.2304e-1	-3.5068e-1
{0}	3.9641e-3	3.0018e-2	7.5378e-2	1.1925e-3	9.3670e-3	2.4204e-2
{-1}	-4.6336e0	-2.3791e0	2.8343e-1	-7.6041e0	-6.7239e0	-5.9052e0
{-2}	3.1991e1	1.5265e1	-1.9554e0	5.0750e1	4.1512e1	2.0995e1
{-3}	-2.6083e2	-2.3013e2	-3.0385e2	-1.6999e2	-8.9622e1	2.8933e2
{-4}	1.1184e3	1.4088e3	2.6697e3	-2.6338e2	-7.5669e2	-4.3799e3
{-5}	-3.1470e2	-4.4778e2	-4.4635e2	3.2029e3	5.1645e3	1.9822e4

Table 3. Padé coefficients for $C(z_q, \delta)$.

$\{j\}$	$f_{C,\{j\}}^{(0)}$	$f_{C,\{j\}}^{(1)}$	$f_{C,\{j\}}^{(2)}$	$h_{C,\{j\}}^{(0)}$	$h_{C,\{j\}}^{(1)}$	$h_{C,\{j\}}^{(2)}$
{5}	6.7269e2	4.9426e2	1.0451e3	-3.4512e1	-2.3670e2	-9.4447e2
{4}	3.3679e3	5.8344e3	3.4974e3	4.8342e1	3.2457e2	1.1315e3
{3}	2.3178e2	2.4369e2	-6.8258e2	-2.1749e1	-1.4292e2	-4.2386e2
{2}	-3.3437e1	-8.0765e1	7.0897e1	4.0984e0	2.6571e1	6.7645e1
{1}	1.7801e0	2.8034e0	-5.3246e0	-3.3765e-1	-2.1805e0	-4.8418e0
{0}	1.8570e-2	1.0740e-1	1.8133e-1	1.0040e-2	6.5154e-2	1.2819e-1
{-1}	7.1021e1	1.0292e1	-3.4108e1	9.6116e0	-8.1610e0	-2.2268e1
{-2}	-6.9880e2	-1.5360e2	5.3644e2	-6.8385e2	-3.9083e2	-2.5150e2
{-3}	-5.9528e3	-6.3499e3	-5.0770e3	3.0179e4	1.5933e4	1.3515e4
{-4}	3.3626e5	9.9501e4	2.0032e4	-6.1404e5	-2.6974e5	-1.6966e5
{-5}	1.9465e5	4.3193e4	3.0917e4	5.0960e6	1.7175e6	7.4113e5

Table 4. Padé coefficients for $C'(z_q, \delta)$.

$\{j\}$	$f_{C',\{j\}}^{(0)}$	$f_{C',\{j\}}^{(1)}$	$f_{C',\{j\}}^{(2)}$	$h_{C',\{j\}}^{(0)}$	$h_{C',\{j\}}^{(1)}$	$h_{C',\{j\}}^{(2)}$
{5}	3.7841e2	5.9118e2	3.9056e2	-4.5121e-1	-6.0463e1	-2.1698e1
{4}	2.7044e2	4.8884e2	5.4690e2	7.9268e-1	8.8873e1	3.5043e1
{3}	-1.1579e2	-1.8312e2	-1.8791e2	-5.0952e-1	-3.9767e1	-1.8854e1
{2}	1.3594e1	1.9867e1	2.5682e1	1.5463e-1	5.9243e0	4.2454e0
{1}	3.0297e-2	-1.6165e-1	-1.7434e0	-2.2768e-2	-1.7640e-1	-4.0900e-1
{0}	5.8184e-3	3.5538e-2	5.7703e-2	1.3344e-3	8.5805e-3	1.5244e-2
{-1}	1.4953e0	-7.2811e0	-3.1995e1	1.1886e1	-8.8975e0	-2.7485e1
{-2}	2.4503e3	6.0955e2	4.7985e2	-5.2688e2	4.2689e2	3.3788e2
{-3}	-1.9815e4	-5.2682e3	-3.4156e3	5.3900e3	1.1219e4	-9.5618e2
{-4}	3.7632e4	1.1781e4	8.8305e3	-2.3444e4	-1.4783e5	-1.2086e4
{-5}	1.0249e5	2.6408e4	1.1136e4	3.8372e4	5.4497e5	8.0691e4

Table 5. Padé coefficients for $C''(z_q, \delta)$.

$\{j\}$	$f_{C'',\{j\}}^{(0)}$	$f_{C'',\{j\}}^{(1)}$	$f_{C'',\{j\}}^{(2)}$	$h_{C'',\{j\}}^{(0)}$	$h_{C'',\{j\}}^{(1)}$	$h_{C'',\{j\}}^{(2)}$
{5}	-7.7072e0	-7.3684e1	-3.2672e2	-8.7364e-1	-6.3940e0	-3.5367e1
{4}	6.5728e0	3.6241e1	1.4444e2	2.0978e0	1.5469e1	7.3871e1
{3}	4.6807e0	7.0186e1	3.8320e2	-1.8917e0	-1.4054e1	-5.6847e1
{2}	-1.5486e0	-1.9670e1	-9.3766e1	8.0372e-1	6.0118e0	2.0476e1
{1}	1.0573e-1	1.6449e0	8.0166e0	-1.6179e-1	-1.2175e0	-3.5220e0
{0}	1.8873e-2	1.3658e-1	3.3186e-1	1.2423e-2	9.3960e-2	2.3583e-1
{-1}	-4.4964e-1	4.8147e0	1.4577e1	-6.6212e0	-4.6773e0	-2.9278e0
{-2}	-2.5309e0	-4.5104e1	-1.3130e2	2.2861e1	-8.8411e0	-7.8932e1
{-3}	-1.7756e2	-5.9658e1	1.1661e2	1.0154e2	4.6805e2	1.6895e3
{-4}	1.3958e3	1.8710e3	3.9334e3	-1.5110e3	-3.7935e3	-1.3934e4
{-5}	-1.0185e3	-1.5684e3	-3.2201e3	5.1086e3	1.1386e4	4.4771e4

Table 6. Padé coefficients for $E(z_q, \delta)$.

$\{j\}$	$f_{E,\{j\}}^{(0)}$	$f_{E,\{j\}}^{(1)}$	$f_{E,\{j\}}^{(2)}$	$h_{E,\{j\}}^{(0)}$	$h_{E,\{j\}}^{(1)}$	$h_{E,\{j\}}^{(2)}$
{5}	6.4806e1	3.5981e2	1.2940e2	2.1801e1	1.5065e2	6.3214e2
{4}	-8.5279e2	-1.5483e3	-1.4843e3	-3.0643e1	-2.0732e2	-7.5761e2
{3}	-9.9349e1	-4.0637e2	2.2130e2	1.3820e1	9.1544e1	2.8342e2
{2}	1.2871e1	6.1243e1	-2.0763e1	-2.6077e0	-1.7054e1	-4.5145e1
{1}	-5.9578e-1	-2.2780e0	1.9360e0	2.1490e-1	1.4015e0	3.2245e0
{0}	-7.3348e-3	-4.1945e-2	-7.8462e-2	-6.3860e-3	-4.1912e-2	-8.5194e-2
{-1}	4.7343e1	2.3190e1	-3.2893e1	1.4649e1	-3.5937e0	-1.8952e1
{-2}	-1.4068e2	-3.0228e2	5.2625e2	-7.6567e2	-5.4265e2	-3.8314e2
{-3}	-1.3594e4	-7.1646e3	-5.3673e3	3.2909e4	1.9737e4	1.5799e4
{-4}	3.2738e5	1.3102e5	2.2555e4	-6.6974e5	-3.2807e5	-1.9062e5
{-5}	2.8262e5	4.3433e4	3.7019e4	5.6997e6	2.0888e6	8.2259e5

Table 7. Padé coefficients for $E''(z_q, \delta)$.

$\{j\}$	$f_{E'',\{j\}}^{(0)}$	$f_{E'',\{j\}}^{(1)}$	$f_{E'',\{j\}}^{(2)}$	$h_{E'',\{j\}}^{(0)}$	$h_{E'',\{j\}}^{(1)}$	$h_{E'',\{j\}}^{(2)}$
{5}	-2.7046e1	-1.1652e2	-6.3378e3	4.8640e-1	3.9114e0	1.7243e1
{4}	-4.2392e2	-4.6203e3	-5.8000e4	-1.1720e0	-9.3898e0	-3.7292e1
{3}	1.3189e2	1.3432e3	1.5166e4	1.0609e0	8.4650e0	3.0070e1
{2}	-8.8744e0	-9.3948e1	-1.1660e3	-4.5251e-1	-3.5954e0	-1.1478e1
{1}	-1.4275e0	-1.2464e1	-8.5821e1	9.1466e-2	7.2362e-1	2.1083e0
{0}	-4.5677e-3	-3.6869e-2	-1.1199e-1	-7.0517e-3	-5.5554e-2	-1.5106e-1
{-1}	2.8279e2	3.0406e2	7.1445e2	-7.6394e0	-6.0846e0	-4.0315e0
{-2}	-1.2889e3	-9.3334e2	1.1757e3	3.3059e1	7.5335e0	-4.7914e1
{-3}	9.6814e3	7.3874e3	-7.4918e3	1.2448e1	2.7671e2	1.2068e3
{-4}	-7.8680e4	-8.4193e4	-1.9839e5	-1.0211e3	-2.5305e3	-1.0096e4
{-5}	2.9932e5	3.9930e5	1.7241e6	3.8601e3	7.8008e3	3.2678e4

Table 8. Padé coefficients for the real parts of $\tilde{\mathcal{F}}_{(J)}^{\times,1}(z_q, \delta)$.

$\{j\}$	$\tilde{f}_{(i),\{j\}}^{(0)}$	$\tilde{f}_{(i),\{j\}}^{(1)}$	$\tilde{f}_{(i),\{j\}}^{(2)}$	$\tilde{f}_{(ii),\{j\}}^{(0)}$	$\tilde{f}_{(ii),\{j\}}^{(1)}$	$\tilde{f}_{(ii),\{j\}}^{(2)}$
{5}	-6.0396e1	-7.9313e2	-4.1781e2	8.5226e3	5.9559e4	6.0577e2
{4}	-4.3337e1	4.3943e1	1.7075e2	5.2397e2	-1.7693e3	-2.4607e2
{3}	2.7398e1	7.1810e1	-2.3013e1	-6.9260e2	-2.5828e3	4.0981e1
{2}	-4.9232e0	-1.6196e1	1.0162e0	1.3412e2	5.3783e2	-3.9970e0
{1}	1.9455e-1	6.9739e-1	-1.0853e-2	-3.4138e0	-1.4094e1	2.4014e-1
{0}	4.7105e-4	2.1302e-3	4.5410e-4	-1.5811e-3	-8.3330e-3	-5.1000e-3
{-1}	3.2507e2	2.5362e2	-6.7339e1	1.8946e3	1.4787e3	-3.6244e1
{-2}	-1.2129e3	-3.3619e3	2.9914e3	2.7983e4	1.4145e4	1.3530e3
{-3}	4.5871e4	3.7550e4	-6.7242e4	3.3450e5	-3.5081e4	-3.2312e4
{-4}	-2.7172e5	8.5735e4	7.6883e5	2.2367e6	7.2362e6	4.1425e5
{-5}	-3.6784e5	-2.6336e6	-4.2134e6	-4.8970e7	-7.8826e7	-2.5466e6
{-6}	4.8301e6	9.5241e6	8.8361e6	3.1279e8	4.0127e8	5.9475e6

Table 9. Coefficients for the imaginary parts of $\tilde{\mathcal{F}}_{(J)}^{\times,1}(z_q, \delta)$.

$\{j\}$	$\tilde{h}_{(i),\{j\}}^{(0)}$	$\tilde{h}_{(i),\{j\}}^{(1)}$	$\tilde{h}_{(ii),\{j\}}^{(0)}$	$\tilde{h}_{(ii),\{j\}}^{(1)}$	$\{j\}$	$\tilde{h}_{(i),\{j\}}^{(2)}$	$\tilde{h}_{(ii),\{j\}}^{(2)}$
{6}	0	0	2.7269e9	3.0740e10	{7}	1.9156e7	0
{5}	0	5.9601e5	-5.6512e8	-5.4396e9	{6}	-1.2045e7	-4.0614e7
{4}	-3.4279e4	-2.5773e5	5.1876e7	4.4076e8	{5}	2.7691e6	2.8773e7
{3}	5.4423e3	3.5916e4	-2.2643e6	-1.6493e7	{4}	-2.4695e5	-9.2094e6
{2}	-5.0377e2	-2.5068e3	5.7546e4	3.7561e5	{3}	-1.3034e3	1.6547e6
{1}	9.7190e0	2.9523e1	-5.7810e2	-3.0581e3	{2}	1.5514e3	-1.5575e5
{0}	-7.3742e-1	-2.5466e0	6.7661e0	3.4673e1	{1}	-8.3143e1	5.4749e3
{e}	2.9801e1	2.3898e1	8.2260e1	9.3516e1	{0}	1.1641e0	3.0407e1
					{-1}	5.3853e1	1.0191e3
					{-2}	-4.7202e3	5.4442e3
					{-3}	1.2537e5	-6.7695e5
					{-4}	-1.7062e6	1.0194e7
					{-5}	1.2920e7	-4.8380e7
					{-6}	-5.1347e7	-2.3921e7
					{-7}	8.3239e7	4.9141e8

and

$$\begin{aligned}\tilde{\mathcal{F}}_{(i)}^{\times,4}(\delta) &= -0.0000513772 - 0.0003375398(\delta - 0.316) - 0.000532746(\delta - 0.316)^2 + \dots, \\ \tilde{\mathcal{F}}_{(ii)}^{\times,4}(\delta) &= -0.0001176336 - 0.0003362453(\delta - 0.316) + 0.001067501(\delta - 0.316)^2 + \dots.\end{aligned}\tag{A.50}$$

References

- [1] **CLEO** Collaboration, “*Branching fraction and photon energy spectrum for $b \rightarrow s\gamma$* ”, Phys. Rev. Lett. **87**, 251807 (2001) [hep-ex/0108032].
- [2] **Belle** Collaboration, “*A Measurement of the branching fraction for the inclusive $B \rightarrow X_s\gamma$ decays with BELLE*”, Phys. Lett. B **511**, 151 (2001) [hep-ex/0103042]; “*Measurement of Inclusive Radiative B-meson Decays with a Photon Energy Threshold of 1.7 GeV*”, Phys. Rev. Lett. **103**, 241801 (2009) [arXiv:0907.1384 [hep-ex]].
- [3] **BaBar** Collaboration, “*Measurement of the $B \rightarrow X_s\gamma$ branching fraction and photon energy spectrum using the recoil method*”, Phys. Rev. D **77**, 051103 (2008) [arXiv:0711.4889 [hep-ex]]; “*Exclusive Measurements of $b \rightarrow s\gamma$ Transition Rate and Photon Energy Spectrum*”, Phys. Rev. D **86**, 052012 (2012) [arXiv:1207.2520 [hep-ex]]; “*Measurement of $B(B \rightarrow X_s\gamma)$, the $B \rightarrow X_s\gamma$ photon energy spectrum, and the direct CP asymmetry in $B \rightarrow X_{s+d}\gamma$ decays*”, Phys. Rev. D **86**, 112008 (2012) [arXiv:1207.5772 [hep-ex]]; “*Precision Measurement of the $B \rightarrow X_s\gamma$ Photon Energy Spectrum, Branching Fraction, and Direct CP Asymmetry $A_{CP}(B \rightarrow X_{s+d}\gamma)$* ”, Phys. Rev. Lett. **109**, 191801 (2012) [arXiv:1207.2690 [hep-ex]].
- [4] Y. Amhis *et al.* [Heavy Flavor Averaging Group Collaboration], “*Averages of b-hadron, c-hadron, and τ -lepton properties as of early 2012*”, arXiv:1207.1158 [hep-ex], and online update at <http://www.slac.stanford.edu/xorg/hfag>.
- [5] Y. Sato, Talk at CKM’2014, “*Inclusive B decays and exclusive radiative decays by Belle*”, arXiv:1411.3773 [hep-ex]; **Belle** Collaboration, “*Measurement of the $\bar{B} \rightarrow X_s\gamma$ Branching Fraction with a Sum of Exclusive Decays*”, arXiv:1411.7198 [hep-ex].
- [6] M. Misiak, H. M. Asatrian, K. Bieri, M. Czakon, A. Czarnecki, T. Ewerth, A. Ferroglia and P. Gambino *et al.*, “*Estimate of $\mathcal{B}(\bar{B} \rightarrow X_s\gamma)$ at $\mathcal{O}(\alpha_s^2)$* ”, Phys. Rev. Lett. **98**, 022002 (2007) [hep-ph/0609232].
- [7] K. Adel and Y. P. Yao, “*Exact α_s calculation of $b \rightarrow s + \gamma$ $b \rightarrow s + g$* ”, Phys. Rev. D **49**, 4945 (1994) [hep-ph/9308349].
- [8] C. Greub and T. Hurth, “*Two loop matching of the dipole operators for $b \rightarrow s\gamma$ and $b \rightarrow sg$* ”, Phys. Rev. D **56**, 2934 (1997) [hep-ph/9703349].
- [9] A. J. Buras, A. Kwiatkowski and N. Pott, “*Next-to-leading order matching for the magnetic photon penguin operator in the $\bar{B} \rightarrow X_s\gamma$ decay*”, Nucl. Phys. B **517**, 353 (1998) [hep-ph/9710336].
- [10] M. Ciuchini, G. Degrassi, P. Gambino and G. F. Giudice, “*Next-to-leading QCD corrections to $\bar{B} \rightarrow X_s\gamma$: Standard model and two Higgs doublet model*”, Nucl. Phys. B **527**, 21 (1998) [hep-ph/9710335].
- [11] C. Bobeth, M. Misiak and J. Urban, “*Matching conditions for $b \rightarrow s\gamma$ and $b \rightarrow sg$ in extensions of the standard model*”, Nucl. Phys. B **567**, 153 (2000) [hep-ph/9904413].
- [12] C. Bobeth, M. Misiak and J. Urban, “*Photonic penguins at two loops and m_t dependence of $BR[B \rightarrow X_s l^+ l^-]$* ”, Nucl. Phys. B **574**, 291 (2000) [hep-ph/9910220].
- [13] P. Gambino and U. Haisch, “*Electroweak effects in radiative B decays*”, JHEP **0009**, 001 (2000) [hep-ph/0007259].
- [14] P. Gambino and U. Haisch, “*Complete electroweak matching for radiative B decays*”, JHEP **0110**, 020 (2001) [hep-ph/0109058].

- [15] M. Misiak and M. Steinhauser, “*Three loop matching of the dipole operators for $b \rightarrow s\gamma$ and $b \rightarrow sg$* ”, Nucl. Phys. B **683**, 277 (2004) [hep-ph/0401041].
- [16] A. J. Buras, M. Jamin, M. E. Lautenbacher and P. H. Weisz, “*Two loop anomalous dimension matrix for $\Delta S = 1$ weak nonleptonic decays. 1. $\mathcal{O}(\alpha_s^2)$* ”, Nucl. Phys. B **400**, 37 (1993) [hep-ph/9211304].
- [17] M. Ciuchini, E. Franco, G. Martinelli and L. Reina, “*The $\Delta S = 1$ effective Hamiltonian including next-to-leading order QCD and QED corrections*”, Nucl. Phys. B **415**, 403 (1994) [hep-ph/9304257].
- [18] M. Misiak and M. Munz, “*Two loop mixing of dimension five flavor changing operators*”, Phys. Lett. B **344**, 308 (1995) [hep-ph/9409454].
- [19] K. G. Chetyrkin, M. Misiak and M. Munz, “*Weak radiative B meson decay beyond leading logarithms*”, Phys. Lett. B **400**, 206 (1997) [Erratum-ibid. B **425**, 414 (1998)] [hep-ph/9612313].
- [20] K. G. Chetyrkin, M. Misiak and M. Munz, “ *$|\Delta F| = 1$ nonleptonic effective Hamiltonian in a simpler scheme*”, Nucl. Phys. B **520**, 279 (1998) [hep-ph/9711280].
- [21] K. G. Chetyrkin, M. Misiak and M. Munz, “*Beta functions and anomalous dimensions up to three loops*”, Nucl. Phys. B **518**, 473 (1998) [hep-ph/9711266].
- [22] P. Gambino, M. Gorbahn and U. Haisch, “*Anomalous dimension matrix for radiative and rare semileptonic B decays up to three loops*”, Nucl. Phys. B **673**, 238 (2003) [hep-ph/0306079].
- [23] M. Gorbahn and U. Haisch, “*Effective Hamiltonian for non-leptonic $|\Delta F| = 1$ decays at NNLO in QCD*”, Nucl. Phys. B **713**, 291 (2005) [hep-ph/0411071].
- [24] M. Gorbahn, U. Haisch and M. Misiak, “*Three-loop mixing of dipole operators*”, Phys. Rev. Lett. **95**, 102004 (2005) [hep-ph/0504194].
- [25] M. Czakon, U. Haisch and M. Misiak, “*Four-Loop Anomalous Dimensions for Radiative Flavour-Changing Decays*”, JHEP **0703**, 008 (2007) [hep-ph/0612329].
- [26] A. Ali and C. Greub, “*Photon energy spectrum in $\bar{B} \rightarrow X_s\gamma$ and comparison with data*”, Phys. Lett. B **361**, 146 (1995) [hep-ph/9506374].
- [27] N. Pott, “*Bremsstrahlung corrections to the decay $b \rightarrow s\gamma$* ”, Phys. Rev. D **54**, 938 (1996) [hep-ph/9512252].
- [28] C. Greub, T. Hurth and D. Wyler, “*Virtual corrections to the decay $b \rightarrow s + \gamma$* ”, Phys. Lett. B **380**, 385 (1996) [hep-ph/9602281].
- [29] C. Greub, T. Hurth and D. Wyler, “*Virtual $\mathcal{O}(\alpha_s)$ corrections to the inclusive decay $b \rightarrow s\gamma$* ”, Phys. Rev. D **54**, 3350 (1996) [hep-ph/9603404].
- [30] Z. Ligeti, M. E. Luke, A. V. Manohar and M. B. Wise, “*The $\bar{B} \rightarrow X_s\gamma$ photon spectrum*”, Phys. Rev. D **60**, 034019 (1999) [hep-ph/9903305].
- [31] A. J. Buras, A. Czarnecki, M. Misiak and J. Urban, “*Two loop matrix element of the current current operator in the decay $\bar{B} \rightarrow X_s\gamma$* ”, Nucl. Phys. B **611**, 488 (2001) [hep-ph/0105160].
- [32] A. J. Buras, A. Czarnecki, M. Misiak and J. Urban, “*Completing the NLO QCD calculation of $\bar{B} \rightarrow X_s\gamma$* ”, Nucl. Phys. B **631**, 219 (2002) [hep-ph/0203135].
- [33] K. Bieri, C. Greub and M. Steinhauser, “*Fermionic NNLL corrections to $b \rightarrow s\gamma$* ”, Phys. Rev. D **67**, 114019 (2003) [hep-ph/0302051].

- [34] K. Melnikov and A. Mitov, “*The Photon energy spectrum in $\bar{B} \rightarrow X_s \gamma$ in perturbative QCD through $\mathcal{O}(\alpha_s^2)$* ”, Phys. Lett. B **620**, 69 (2005) [hep-ph/0505097].
- [35] I. R. Blokland, A. Czarnecki, M. Misiak, M. Slusarczyk and F. Tkachov, “*The Electromagnetic dipole operator effect on $\bar{B} \rightarrow X_s \gamma$ at $\mathcal{O}(\alpha_s^2)$* ”, Phys. Rev. D **72**, 033014 (2005) [hep-ph/0506055].
- [36] H. M. Asatrian, A. Hovhannisyanyan, V. Poghosyan, T. Ewerth, C. Greub and T. Hurth, “*NNLL QCD contribution of the electromagnetic dipole operator to $\Gamma(\bar{B} \rightarrow X_s \gamma)$* ”, Nucl. Phys. B **749**, 325 (2006) [hep-ph/0605009].
- [37] H. M. Asatrian, T. Ewerth, A. Ferroglia, P. Gambino and C. Greub, “*Magnetic dipole operator contributions to the photon energy spectrum in $\bar{B} \rightarrow X_s \gamma$ at $\mathcal{O}(\alpha_s^2)$* ”, Nucl. Phys. B **762**, 212 (2007) [hep-ph/0607316].
- [38] M. Misiak and M. Steinhauser, “*NNLO QCD corrections to the $\bar{B} \rightarrow X_s \gamma$ matrix elements using interpolation in m_c* ”, Nucl. Phys. B **764**, 62 (2007) [hep-ph/0609241].
- [39] R. Boughezal, M. Czakon and T. Schutzmeier, “*NNLO fermionic corrections to the charm quark mass dependent matrix elements in $\bar{B} \rightarrow X_s \gamma$* ”, JHEP **0709**, 072 (2007) [arXiv:0707.3090 [hep-ph]].
- [40] T. Ewerth, “*Fermionic corrections to the interference of the electro- and chromomagnetic dipole operators in $\bar{B} \rightarrow X_s \gamma$ at $\mathcal{O}(\alpha_s^2)$* ”, Phys. Lett. B **669**, 167 (2008) [arXiv:0805.3911 [hep-ph]].
- [41] M. Misiak and M. Steinhauser, “*Large- m_c Asymptotic Behaviour of $\mathcal{O}(\alpha_s^2)$ Corrections to $\bar{B} \rightarrow X_s \gamma$* ”, Nucl. Phys. B **840**, 271 (2010) [arXiv:1005.1173 [hep-ph]].
- [42] H. M. Asatrian, T. Ewerth, A. Ferroglia, C. Greub and G. Ossola, “*Complete (O_7, O_8) contribution to $\bar{B} \rightarrow X_s \gamma$ at $\mathcal{O}(\alpha_s^2)$* ”, Phys. Rev. D **82**, 074006 (2010) [arXiv:1005.5587 [hep-ph]].
- [43] A. Ferroglia and U. Haisch, “*Chromomagnetic Dipole-Operator Corrections in $\bar{B} \rightarrow X_s \gamma$ at $\mathcal{O}(\beta_0 \alpha_s^2)$* ”, Phys. Rev. D **82**, 094012 (2010) [arXiv:1009.2144 [hep-ph]].
- [44] M. Misiak and M. Poradzinski, “*Completing the Calculation of BLM corrections to $\bar{B} \rightarrow X_s \gamma$* ”, Phys. Rev. D **83**, 014024 (2011) [arXiv:1009.5685 [hep-ph]].
- [45] M. Kaminski, M. Misiak and M. Poradzinski, “*Tree-level contributions to $\bar{B} \rightarrow X_s \gamma$* ”, Phys. Rev. D **86**, 094004 (2012) [arXiv:1209.0965v3 [hep-ph]].
- [46] M. Czakon, P. Fiedler, T. Huber, M. Misiak, T. Schutzmeier and M. Steinhauser, “*The $(Q_7, Q_{1,2})$ contribution to $\mathcal{B}(\bar{B} \rightarrow X_s \gamma)$ at $\mathcal{O}(\alpha_s^2)$* ”, in preparation.
- [47] P. Gambino and M. Misiak, “*Quark mass effects in $\bar{B} \rightarrow X_s \gamma$* ” Nucl. Phys. B **611**, 338 (2001) [hep-ph/0104034].
- [48] M. Benzke, S. J. Lee, M. Neubert and G. Paz, “*Factorization at Subleading Power and Irreducible Uncertainties in $\bar{B} \rightarrow X_s \gamma$ Decay*”, JHEP **1008**, 099 (2010) [arXiv:1003.5012 [hep-ph]].
- [49] T. van Ritbergen, “*The Second order QCD contribution to the semileptonic $b \rightarrow u$ decay rate*”, Phys. Lett. B **454**, 353 (1999) [hep-ph/9903226].
- [50] S. Catani and M. H. Seymour, “*A General algorithm for calculating jet cross-sections in NLO QCD*”, Nucl. Phys. B **485**, 291 (1997) [Erratum-ibid. B **510**, 503 (1998)] [hep-ph/9605323].

- [51] S. Catani, S. Dittmaier and Z. Trocsanyi, “*One loop singular behavior of QCD and SUSY QCD amplitudes with massive partons*”, Phys. Lett. B **500**, 149 (2001) [hep-ph/0011222].
- [52] M. Cacciari and S. Catani, “*Soft gluon resummation for the fragmentation of light and heavy quarks at large x* ”, Nucl. Phys. B **617**, 253 (2001) [hep-ph/0107138].
- [53] M. Cacciari and E. Gardi, “*Heavy quark fragmentation*”, Nucl. Phys. B **664**, 299 (2003) [hep-ph/0301047].
- [54] A. Gehrmann-De Ridder, T. Gehrmann and G. Heinrich, “*Four particle phase space integrals in massless QCD*”, Nucl. Phys. B **682**, 265 (2004) [hep-ph/0311276].
- [55] T. Huber, E. Lunghi, M. Misiak and D. Wyler, “*Electromagnetic logarithms in $\bar{B} \rightarrow X_s \ell^+ \ell^-$* ”, Nucl. Phys. B **740**, 105 (2006) [hep-ph/0512066].
- [56] T. Huber and D. Maitre, “*HypExp 2, Expanding Hypergeometric Functions about Half-Integer Parameters*”, Comput. Phys. Commun. **178**, 755 (2008) [arXiv:0708.2443 [hep-ph]].
- [57] K. A. Olive *et al.* [Particle Data Group Collaboration], “*Review of Particle Physics*”, Chin. Phys. C **38**, 090001 (2014).
- [58] T. Abe *et al.* [Belle-II Collaboration], “*Belle II Technical Design Report*”, arXiv:1011.0352 [physics.ins-det].