

# GRAPH-BASED DWELL TIME COMPUTATION METHODS FOR DISCRETE-TIME SWITCHED LINEAR SYSTEMS

F. İlhan and Ö. Karabacak

12 September 2015

## Abstract

Analytical computation methods are proposed for evaluating the minimum dwell time and average dwell time guaranteeing the asymptotic stability of a discrete-time switched linear system whose switchings are assumed to respect a given directed graph. The minimum and average dwell time can be found using the graph that governs the switchings, and the associated weights. This approach, which is used in a previous work for continuous-time systems having non-defective subsystems, has been adapted to discrete-time switched systems and generalized to allow defective subsystems. Moreover, we present a method to improve the dwell time estimation in the case of bimodal switched systems. In this method, scaling algorithms to minimize the condition number are used to give better minimum dwell time and average dwell time estimates.

**Keywords:** Switched systems, minimum dwell time, average dwell time, optimum cycle ratio, asymptotic stability, switching graph.

## 1 Introduction

Problems regarding the stability of switched linear systems have been attracted the interest of many researchers in the last two decades [1]. A well-known approach to the stability of switched linear systems is to impose constraints on the set of switching signals so as to guarantee the stability [2, 3, 4, 5]. Mainly, two kinds of constraints have been considered: minimum dwell time constraint and average dwell time constraint. For the former, intervals between two consecutive switchings are assumed to be larger than or equal to a number called minimum dwell time, whereas for the latter, these intervals are assumed to be, on average, larger than or equal to a number called average dwell time.

In the literature, there are many methods to find the minimum dwell time and/or the average dwell time that guarantee stability of a given switched system [6]. However, in general, there is no method that gives the smallest possible

minimum (or average) dwell time in terms of subsystem properties. The most efficient methods that can be used to approximate the minimum (or average) dwell time are based on linear matrix inequalities [3, 7] and therefore, they do not give any insight in the relationship between the subsystem properties and the minimum (or average) dwell time [8].

For continuous-time switched systems with non-defective subsystem matrices, an estimate of the minimum (or average) dwell time explicitly depending on the subsystem properties has been derived in [9, 10], where the minimum dwell time is found as a function of the subsystem eigenvalues and eigenvectors. The method in [9] is based on viewing a switching signal as a walk in the complete directed graph (digraph) whose nodes correspond to subsystems and whose arcs correspond to switching events.

In [10], a more general problem has been considered, namely finding the minimum dwell time for switched systems whose switchings are governed by a digraph (called switching graph). Note that the special case of this problem where the switching graph is complete corresponds to the standard dwell time problem in the literature. On the other hand, the general problem is important because switched systems whose switchings are governed by a digraph can be encountered in control engineering applications [11, 12, 13]. Theoretically, such systems are first considered in the switched system literature, to the best of our knowledge, in [14], where stability conditions are reduced to the conditions on the strongly connected components of the digraph. Later on, the second author of this paper presents sufficient conditions for the stability of constrained switched systems using the properties of the digraph that governs the switchings [10]. This method has been improved in a conference paper [15] for continuous-time systems so as to cover systems with defective subsystem matrices. Recently, in [16], stabilization of switched systems whose switchings are governed by a digraph has been considered. Digraphs are also used in [17], where the multiple Lyapunov function method has been generalized.

In this paper, we apply the method proposed in [10] to discrete-time switched linear systems and waive the non-defectiveness condition by considering the Jordan form of subsystem matrices. In addition, we improve the minimum dwell time estimate for bimodal systems by applying a scaling algorithm that minimizes the condition number of the matrices.

In the sequel, we first explain how the switching graph arises naturally considering a bound on the norm of the solution of a linear switched system. In Section 2, we define the switching graph which will be used to estimate the minimum (or average) dwell time. Based on the switching graph, methods for minimum dwell time and average dwell time computation are given in Section 3 and Section 4, respectively. Finally, we will discuss on possible future research in this area in Section 6.

**Notation:**  $\mathbb{R}$  and  $\mathbb{N}$  denote the set of real numbers and the set of positive integers, respectively.  $\|\cdot\|$  denotes the 2-norm for vectors and the spectral norm for matrices.

## 2 Switched Systems and the Switching Graph

We consider discrete-time switched linear systems of the form

$$x(t+1) = A_{\sigma(t)}x(t), \quad \sigma \in \mathcal{S}, \quad t \in \mathbb{N}, \quad (1)$$

where  $x \in \mathbb{R}^N$  is the state of the system,  $\{A_i \in \mathbb{R}^{N \times N}\}_{i \in \{1, \dots, M\}}$  is a finite set of Schur stable subsystem matrices,  $M$  is the number of subsystems,  $N$  is the dimension of the state space,  $\{1, \dots, M\}$  is the index set for the subsystems and  $\mathcal{S}$  denotes the set of admissible switching signals. Assume as switching instants  $0 = t_0 < t_1 < \dots$ , where  $t_k \in \mathbb{N}$  and denote the index of the active subsystem from time  $t_k$  to time  $t_{k+1} - 1$  by  $\sigma_k$ . Let  $N_\sigma(t)$  denote the number of switchings in the time interval  $[0, t)$ . Two different sets of switching signals are considered:

$$\mathcal{S}_{\min}[\tau] = \{\sigma | t_k - t_{k-1} \geq \tau\} \quad (2)$$

$$\mathcal{S}_{\text{ave}}[\tau, N_0] = \{\sigma | N_\sigma(t) \leq N_0 + \frac{t}{\tau}\} \quad (3)$$

$\mathcal{S}_{\min}[\tau]$  consists of the switching signals for which the interval between two consecutive switchings is always larger than  $\tau$ , whereas  $\mathcal{S}_{\text{ave}}[\tau, N_0]$  is the set of switching signals with the property that at each time  $t$  the number of past switchings  $N_\sigma(t)$  satisfies the average dwell time condition  $N_\sigma(t) \leq N_0 + \frac{t}{\tau}$ .

For a given initial condition  $x(0)$ , the solution of the discrete-time switched linear system (1) for  $t \in \{t_n, \dots, t_{n+1} - 1\}$  can be written as

$$x(t) = A_{\sigma_{n+1}}^{(t-t_n)} \left( \prod_{k=1}^n A_{\sigma_k}^{(t_k - t_{k-1})} \right) x(0). \quad (4)$$

Let us consider the Jordan matrix decomposition  $A_i = P_i J_i P_i^{-1}$  where  $P_i$  is the generalized eigenvector matrix of  $A_i$  and  $J_i$  is the Jordan matrix. We use the fact that the 1's above the diagonal in the Jordan matrix are conventional and can be replaced by any constant  $\epsilon$ . To explain this, let us assume that the Jordan form  $J$  consists of one Jordan block, matrices with a Jordan form that consists of more than one Jordan block can be treated similarly. Then, by changing the generalized eigenvector matrix from  $P = [p_0 | p_1 | p_2 | \dots]$  to  $P^{(\epsilon)} = [p_0 | \epsilon p_1 | \epsilon^2 p_2 | \dots]$ , the matrix  $A$  can be written as

$$A = P^{(\epsilon)} \cdot J^{(\epsilon)} \cdot P^{(\epsilon)^{-1}}, \quad (5)$$

where  $J^{(\epsilon)}$  is in Jordan form with  $\epsilon$ 's in place of 1's. It is known that  $\|J^{(\epsilon)}\| \leq \|D\| + \|N^{(\epsilon)}\|$  where  $\|D\|$  denotes the diagonal part of  $J^{(\epsilon)}$  and  $N^{(\epsilon)}$  denotes the nilpotent part of  $J^{(\epsilon)}$ . Then,  $\|N^{(\epsilon)}\| = \epsilon$ . For a Schur stable matrix  $A$ ,  $\|D\| < 1$ , and we can choose an  $\epsilon$  such that  $0 < \epsilon < 1 - \|D\|$ . Then, one gets  $\|J^{(\epsilon)}\| < 1$ . For a matrix whose Jordan form consists of more than one Jordan blocks  $J_1, J_2, \dots$ , let us choose a sufficiently small  $\epsilon$  satisfying

$$\epsilon < 1 - \|D_k\| \quad (6)$$

for each  $k$ , where  $D_k$  is the diagonal part of the Jordan block  $J_k$ . Since  $\|J^{(\epsilon)}\| = \max_k \|J_k^{(\epsilon)}\|$ , we obtain

$$\|J^{(\epsilon)}\| < 1. \quad (7)$$

Moreover, since  $\|D\| = \max_k \|D_k\|$ , the condition (6) is equivalent to

$$\epsilon < 1 - \|D\|. \quad (8)$$

For each subsystem matrix  $A_i$ , we choose a generalized Jordan decomposition  $A_i = P_i^{(\epsilon_i)} J_i^{(\epsilon_i)} P_i^{(\epsilon_i)-1}$  with a sufficiently small  $\epsilon_i$  satisfying

$$\epsilon_i < 1 - \|D_i\|, \quad (9)$$

where  $D_i$  is the diagonal part of  $J_i$ . Then, we have  $\|J_i^{(\epsilon_i)}\| < 1$ . In the following we drop the superscript  $(\epsilon)$  from matrices  $P^{(\epsilon)}$  and  $J^{(\epsilon)}$  for the simplicity of notation, unless it is necessary to indicate the dependence on  $\epsilon$ . Note that for a non-defective subsystem matrix  $A_i$ , the Jordan form is diagonal and the Schur stability implies that  $\|J_i\| = \|D_i\| < 1$ .

Substituting  $A_i = P_i J_i P_i^{-1}$  in (4), and using norm inequalities we have

$$\begin{aligned} \|x(t)\| &= \left\| A_{\sigma_{n+1}}^{t-t_n} \left( \prod_{k=1}^n A_{\sigma_k}^{(t_k-t_{k-1})} \right) x(0) \right\| \\ &= \left\| P_{\sigma_{n+1}} J_{\sigma_{n+1}}^{(t-t_n)} \left( \prod_{k=1}^n P_{\sigma_{k+1}}^{-1} P_{\sigma_k} J_{\sigma_k}^{(t_k-t_{k-1})} \right) P_{\sigma_1}^{-1} x(0) \right\| \\ &\leq \|P_{\sigma_{n+1}}\| \|P_{\sigma_1}^{-1}\| \|J_{\sigma_{n+1}}\|^{(t-t_n)} \\ &\quad \left( \prod_{k=1}^n \|P_{\sigma_{k+1}}^{-1} P_{\sigma_k}\| \|J_{\sigma_k}\|^{(t_k-t_{k-1})} \right) \cdot \|x(0)\|, \quad (10) \end{aligned}$$

Let us define  $\rho_i^{(\epsilon_i)} := \|J_i^{(\epsilon_i)}\|$ . Note that, if  $A_i$  is non-defective, then  $J_i$  is diagonal, and hence  $\rho_i$  is equal to the spectral radius of  $A_i$ . Then, writing the term between parentheses in Inequality (10) in exponential form, we have

$$\begin{aligned} \|x(t)\| &\leq \|P_{\sigma_{n+1}}\| \|P_{\sigma_1}^{-1}\| \rho_{\sigma_{n+1}}^{(t-t_n)} \\ &\quad e^{\sum_{k=1}^n (\ln \|P_{\sigma_{k+1}}^{-1} P_{\sigma_k}\| + (t_k-t_{k-1}) \ln \rho_{\sigma_k})} \|x(0)\| \\ &\leq \gamma \rho_{\sigma_{n+1}}^{(t-t_n)} e^{\sum_{k=1}^n (\ln \|P_{\sigma_{k+1}}^{-1} P_{\sigma_k}\| + (t_k-t_{k-1}) \ln \rho_{\sigma_k})} \|x(0)\|, \quad (11) \end{aligned}$$

where  $\gamma = \max_{i,j \in \{1, \dots, M\}} \|P_i\| \|P_j^{-1}\|$ . Since each subsystem is Schur stable, from (7) we have

$$\ln \rho_i = \ln \|J_i\| < 0, \quad (12)$$

for all  $i$ . Then, using  $\rho_{\sigma_{n+1}}^{(t-t_n)} < 1$  and  $\tau \leq t_k - t_{k-1}$  for  $\sigma \in \mathcal{S}_{\min}[\tau]$ , we can write

$$\begin{aligned} \|x(t)\| &\leq \gamma e^{\sum_{k=1}^n (\ln \|P_{\sigma_{k+1}}^{-1} P_{\sigma_k}\| + \tau \ln \rho_{\sigma_k})} \|x(0)\| \\ &= \gamma e^{\alpha(n)} \|x(0)\|, \end{aligned} \quad (13)$$

where

$$\alpha(n) = \sum_{k=1}^n \ln \|P_{\sigma_{k+1}}^{-1} P_{\sigma_k}\| + \tau \ln \rho_{\sigma_k}. \quad (14)$$

In the following, we show that the function  $\alpha(n)$  can be seen as the weight of a walk (of length  $n$ ) on a doubly weighted digraph called the switching graph.

## 2.1 Definition of a switching graph

For some switched systems, transitions between subsystems are restricted by a digraph, whose nodes represent subsystems and whose directed edges represent admissible transitions between subsystems. As a consequence of this idea, a switching signal  $\sigma$  can be viewed as a walk on such a graph. It can be easily seen that each transition from subsystem  $i$  to subsystem  $j$  gives a contribution to  $\alpha$  function which is a function of the ordered pair  $(i, j)$ , namely  $\ln \|(P_j^{(\epsilon_j)})^{-1} P_i^{(\epsilon_i)}\| + \tau \ln \rho_i^{\epsilon_i}$ . These values can be assigned as the weights of the directed edges for all admissible transitions between subsystems. Consider  $\omega_{ij}^+ = \ln \|(P_j^{(\epsilon_j)})^{-1} P_i^{(\epsilon_i)}\|$  as the gain of the transition from subsystem  $i$  to subsystem  $j$  and  $\omega_{ij}^- = -\ln \rho_i^{(\epsilon_i)}$  as the loss of the dwelling at subsystem  $i$  per unit time. Then, we have a doubly weighted graph as follows.

A *switching graph* of a switched linear system (1) is a doubly weighted digraph

$$\mathcal{G} = \{\mathcal{V}, \mathcal{E}, \omega^+, \omega^-\}. \quad (15)$$

Here,  $\mathcal{V}$  is the set of nodes which is isomorphic to the index set of subsystems.  $\mathcal{E}$  is the set of the directed edges that represent admissible transitions between subsystems. This set is given by  $\mathcal{E} = \{(i, j) | i \neq j, i, j \in \mathcal{V}\}$  in the case of no restriction imposed on transitions between subsystems, namely we have a fully connected switching graph.  $\omega^+$  and  $\omega^-$  are the real-valued weight functions defined on the set  $\mathcal{E}$  as

$$\omega_{ij}^+ = \ln \|(P_j^{(\epsilon_j)})^{-1} P_i^{(\epsilon_i)}\| \quad (16)$$

$$\omega_{ij}^- = -\ln \rho_i^{(\epsilon_i)} \quad (17)$$

For a switched system with four subsystems, the switching graph is shown in Figure 1.

Assume that the switchings in the switched system under consideration should respect a directed graph. In this case, the set of admissible switching signals  $\mathcal{S}$  is restricted by the directed edges of the switching graph. We

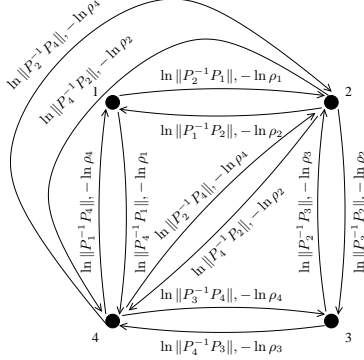


Figure 1: The switching graph ( $\mathcal{G}_1$ ) of a switched system with four subsystems. On each edge,  $\omega^+$  and  $\omega^-$  are shown, respectively.

denote by

$$\mathcal{S}_{\mathcal{G},\min}[\tau] = \{\sigma \in \mathcal{S}_{\min}[\tau] \mid (\sigma_k, \sigma_{k+1}) \in \mathcal{E}\} \quad (18)$$

the set  $\mathcal{S}_{\min}[\tau]$  restricted by the switching graph  $\mathcal{G}$ . This set of switching signals contains the switching signals that respect the given digraph  $\mathcal{G}$  and satisfies the minimum dwell time property. Similarly, we have

$$\mathcal{S}_{\mathcal{G},\text{ave}}[\tau, N_0] = \{\sigma \in \mathcal{S}_{\text{ave}}[\tau, N_0] \mid (\sigma_k, \sigma_{k+1}) \in \mathcal{E}\}. \quad (19)$$

## 2.2 Maximum cycle ratio

Consider a weighted digraph  $\mathcal{G} = \{\mathcal{V}, \mathcal{E}, \omega\}$ , where  $\omega$  is a real-valued weight function defined on  $\mathcal{E}$ . A walk  $\mathcal{W}$  of length  $s$  can be defined as  $\mathcal{W} = ((p_1, p_2), (p_2, p_3), \dots, (p_s, p_{s+1}))$  where  $(p_i, p_{i+1}) \in \mathcal{E}$  for all  $i = 1, \dots, s$ . A path is a walk  $((p_1, p_2), (p_2, p_3), \dots, (p_s, p_{s+1}))$  where  $p_1, \dots, p_s$  are distinct and a cycle is a path with  $p_{s+1} = p_1$ . The weight of a walk  $\mathcal{W}$  is defined as  $\omega(\mathcal{W}) = \sum_{k=1}^s \omega((p_k, p_{k+1}))$ .

Now consider a doubly weighted graph  $\mathcal{G} = \{\mathcal{V}, \mathcal{E}, \omega^+, \omega^-\}$ . The ratio of a cycle  $C$  in  $\mathcal{G}$  is defined as  $\nu(C) = \frac{\omega^+(C)}{\omega^-(C)}$ . The maximum cycle ratio  $\nu$  is defined as

$$\begin{aligned} \nu(\mathcal{G}) &= \max_{C \in \mathcal{C}} \nu(C) = \max_{C \in \mathcal{C}} \frac{\omega^+(C)}{\omega^-(C)} \\ &= \max_{C \in \mathcal{C}} \frac{\sum_{k=1}^{|C|} \omega^+((p_k, p_{k+1}))}{\sum_{k=1}^{|C|} \omega^-((p_k, p_{k+1}))} \end{aligned} \quad (20)$$

where  $\mathcal{C}$  denotes the set of all cycles in  $\mathcal{G}$  and  $|C|$  is the length of the cycle  $C = (p_1, \dots, p_{|C|})$ .

Similarly, the mean of a cycle is defined as  $\mu(C) = \frac{\omega^+(C)}{|C|}$ . The maximum cycle mean  $\mu$  is defined as

$$\mu(\mathcal{G}) = \max_{C \in \mathcal{C}} \mu(C) = \max_{C \in \mathcal{C}} \frac{\omega^+(C)}{|C|}. \quad (21)$$

The optimum (minimum or maximum) cycle ratio, also known as profit-to-time ratio, and the optimum cycle mean have been considered in graph theory literature [18, 19, 20, 21], and have many applications in different areas such as scheduling problems [22, 23, 24] and performance analysis of digital systems [25]. There are many algorithms that can be used to find the optimum cycle ratio and the optimum cycle mean for a given doubly weighted digraph (See [21]). In terms of practical complexity, one of the fastest algorithms is given in [20]. In the sequel, we use this algorithm for which a C code is available in Ali Dasdan's personal web page [26].

### 3 Minimum Dwell Time Computation

In this section, we consider the switched linear system whose switchings are governed by the digraph  $\mathcal{G}$  and the time interval between any consecutive switching instants is larger than or equal to the minimum dwell time  $\tau$ . As a special case, the non-defective bimodal case is discussed in Subsection 3.1.

**Theorem 1** *Let  $\{A_i\}_{i=1,\dots,M}$  be a family of Schur stable matrices and let  $\mathcal{G}$  be a switching graph. Then the switched linear system given by*

$$x(t+1) = A_{\sigma(t)}x(t), \quad \sigma \in \mathcal{S}_{\mathcal{G},\min[\tau]}, \quad t \in \mathbb{N} \quad (22)$$

*is asymptotically stable if*

$$\tau > \nu(\mathcal{G}), \quad (23)$$

*where the maximum cycle ratio  $\nu$  is found using the weights given in (16) and (17) with parameters  $\epsilon_i$  satisfying (9).*

**Proof.** Note that a switching signal  $\sigma$  can be represented by a walk  $\mathcal{W}$  in the switching graph. If the length of the walk is finite, last subsystem stays active forever thus guaranteeing the asymptotic stability of the switched linear system. Hence, we consider walks with infinite length, which represent switching signals having infinitely many switchings. Using Eq. (14), it is seen that  $\alpha(n)$  is the weight of the walk

$$\mathcal{W}_n := (\sigma_1, \sigma_2), (\sigma_2, \sigma_3), \dots, (\sigma_n, \sigma_{n+1}) \quad (24)$$

for the weight function  $\omega_{ij} = \omega_{ij}^+ - \tau\omega_{ij}^-$ . Using the fact that any walk on a digraph with  $M$  nodes can be decomposed into the union of some cycles and a path of length at most  $M-1$ ,  $\alpha(n)$  is decomposed as  $\alpha(n) = \alpha_*(n) + \alpha_2(n) + \alpha_3(n) + \dots + \alpha_M(n)$ . Here  $\alpha_*(n)$  is the weight of the path and  $\alpha_k(n)$  is the sum of the weights of all  $k$ -cycles. Note that the assumption  $\tau > \nu(\mathcal{G})$  implies  $\omega(C) := \omega^+(C) - \tau\omega^-(C) < 0$  for any cycle  $C$ . Namely, weights of all cycles are negative. Since  $\mathcal{V}$  is finite,  $\alpha(n)$  is bounded, and therefore,  $\alpha(n) \rightarrow -\infty$  as  $n \rightarrow \infty$ . This is valid for all  $\sigma \in \mathcal{S}_{\mathcal{G},\min[\tau]}$ . Hence, the switched linear system (22) is asymptotically stable. ■

**Remark 1** *If all subsystem matrices are non-defective, then Theorem 1 reduces to the discrete-time version of Theorem 1 in [10].*

### 3.1 Bimodal case

Theorem 1 can be enhanced for bimodal non-defective switched systems, namely switched systems with two non-defective subsystems. Since there is only one cycle in the graph associated with the bimodal case, the maximum cycle ratio is

$$\nu(\mathcal{G}) = \frac{\ln(\|P_2^{-1}P_1\| \cdot \|P_1^{-1}P_2\|)}{-\ln(\rho_1\rho_2)} = \frac{\ln(\kappa(P_2^{-1}P_1))}{-\ln(\rho_1\rho_2)}, \quad (25)$$

where  $\kappa$  denotes the condition number for the spectral norm, namely  $\kappa(A) = \|A\|\|A^{-1}\|$ . Therefore, using Theorem 1, the bimodal switched system is stable if

$$\tau > \frac{\ln(\kappa(P_2^{-1}P_1))}{-\ln(\rho_1\rho_2)}. \quad (26)$$

It is known that eigenvectors can be scaled by any nonzero scalar. Then, an eigenvector matrix multiplied on the right by a nonsingular diagonal matrix is also an eigenvector matrix. Let  $\mathcal{D}$  denote the set of nonsingular diagonal matrices. Consider the eigenvector matrices  $P_1, P_2$ . Let  $\bar{P}_1, \bar{P}_2$  be the new eigenvector matrices obtained by scaling columns of  $P_1, P_2$  using  $D_1, D_2 \in \mathcal{D}$ , respectively. Then, we have

$$\bar{P}_2^{-1}\bar{P}_1 = D_2^{-1}P_2^{-1}P_1D_1. \quad (27)$$

Hence, the condition (26) in Theorem 1 can be replaced by a stronger condition

$$\tau > \frac{\ln(\min_{D_L, D_R \in \mathcal{D}} \kappa(D_L P_2^{-1} P_1 D_R))}{-\ln(\rho_1\rho_2)}. \quad (28)$$

There is no analytical method for minimizing the condition number for the spectral norm by scaling rows and columns, but algorithmic methods are available [27, 28].

**Corollary 1** *The switched linear system (22) with two Schur stable subsystems is asymptotically stable if*

$$\tau > \frac{\ln(\min_{D_L, D_R \in \mathcal{D}} \kappa(D_L P_2^{-1} P_1 D_R))}{-\ln(\rho_1\rho_2)}. \quad (29)$$

One can use any other  $p$ -norm in Inequality (10). The non-defectiveness condition implies that  $J$  is diagonal, hence  $\|J\|_p = \rho(J)$ , where  $\rho$  denotes the spectral radius and  $\|\cdot\|_p$  denotes the  $p$ -norm. Using the fact that  $p$ -norm is sub-multiplicative, one can similarly obtain the condition

$$\tau > \frac{\ln \kappa_p(P_2^{-1}P_1)}{-\ln(\rho_1\rho_2)}, \quad (30)$$

where,  $\kappa_p(A) = \|A\|_p\|A^{-1}\|_p$ . There is an analytical method [29] for minimizing the condition number for norms  $\|\cdot\|_1$  and  $\|\cdot\|_\infty$  by scaling rows and columns. According to this method, for  $p = 1, \infty$ ,

$$\min_{D_L, D_R \in \mathcal{D}} \kappa_p(D_L A D_R) = \rho(|A| |A^{-1}|) \quad (31)$$



where  $|A|$  denotes the matrix whose elements are absolute value of the corresponding elements of  $A$ , and  $\rho$  denotes spectral radius. Hence, we have the following result:

**Corollary 2** *The switched linear system (22) with  $M = 2$  is asymptotically stable if*

$$\tau > \frac{\ln(\rho(|P_2^{-1}P_1||P_1^{-1}P_2|))}{-\ln(\rho_1\rho_2)}. \quad (32)$$

## 4 Average Dwell Time Computation

In this section, the average dwell time problem is considered, namely finding the smallest possible value  $\tau$  for which the switched system (1) is asymptotically stable for the average dwell time set (3). As a special case, the non-defective bimodal case is discussed in Subsection 4.1.

**Theorem 2** *Let  $\{A_i\}_{i=1,\dots,M}$  be a family of non-defective Schur stable matrices and let  $\mathcal{G}$  be a switching graph. Then the switched linear system given by*

$$x(t+1) = A_{\sigma(t)}x(t), \quad \sigma \in \mathcal{S}_{\mathcal{G},ave}[\tau, N_0], \quad t \in N \quad (33)$$

*is asymptotically stable for all  $N_0$  if*

$$\tau > \frac{\mu(\mathcal{G})}{-\ln \rho_{\max}}, \quad (34)$$

*where  $\rho_{\max} = \max_i \rho_i$  and the maximum cycle mean  $\mu$  is found using the weights given in (16) and (17) with parameters  $\epsilon_i$  satisfying (9).*

**Proof.** For  $t \in \{t_n, \dots, t_{n+1} - 1\}$  we have the Inequality (11), which can be written as

$$\|x(t)\| \leq \gamma e^{\alpha(n)+t \ln \rho_{\max}} \|x(0)\|, \quad (35)$$

where  $\alpha(n) = \sum_{k=1}^n \ln \|P_{\sigma_{k+1}}^{-1} P_{\sigma_k}\|$ . Consider the walk associated to the switching signal  $\sigma$

$$\mathcal{W}_n := (\sigma_1, \sigma_2), (\sigma_2, \sigma_3), \dots, (\sigma_n, \sigma_{n+1}) \quad (36)$$

it is seen that the  $\omega^+$ -weight of the walk  $\mathcal{W}_n$  is equal to  $\alpha(n)$ . Since a walk can be decomposed into the union of some cycles and a path of length less than  $M$ , where  $M$  is the number of nodes,

$$\alpha(n) = \alpha_*(n) + \alpha_2(n) + \alpha_3(n) + \dots + \alpha_M(n) \quad (37)$$

where  $\alpha_*(n)$  is the  $\omega^+$ -weight of the path of length less than  $M$ , say  $M_*$ , and  $\alpha_k(n)$  is the sum of the  $\omega^+$ -weights of all cycles of length  $k$ . Defining  $\bar{\gamma} = \gamma e^{\max_{\mathcal{W}} \omega^+(\mathcal{W})}$  where  $\mathcal{W}$  varies over all possible paths, we get

$$\|x(t)\| \leq \bar{\gamma} e^{\alpha_2(n)+\alpha_3(n)+\dots+\alpha_M(n)+t \ln \rho_{\max}} \|x(0)\|. \quad (38)$$

Consider the maximum cycle mean of the switching graph  $\mathcal{G}$ , namely  $\mu(\mathcal{G}) = \max_{C \in \mathcal{C}} \frac{\omega^+(C)}{|C|}$ , where  $|C|$  denotes the length of the cycle and  $\mathcal{C}$  is the set of all cycles in  $\mathcal{G}$ . Then, it is obtained that  $\omega^+(C) \leq |C|\mu(\mathcal{G})$ . Since  $\alpha_2(n), \dots, \alpha_M(n)$  are cycle weights, we get

$$\alpha_2(n) + \dots + \alpha_M(n) \leq (N_\sigma(t) - M_*)\mu(\mathcal{G}) \quad (39)$$

$$\leq (N_0 - M_*)\mu(\mathcal{G}) + \frac{t \cdot \mu(\mathcal{G})}{\tau}. \quad (40)$$

Substituting this into (38) and defining  $\bar{\gamma} = \bar{\gamma}e^{N_0\mu(\mathcal{G})}$ , we obtain

$$\|x(t)\| \leq \bar{\gamma}e^{\left(\frac{\mu(\mathcal{G})}{\tau} + \ln \rho_{\max}\right)t} \|x(0)\|. \quad (41)$$

Since  $\frac{\mu(\mathcal{G})}{\tau} + \ln \rho_{\max} < 0$  by assumption, we conclude that  $\|x(t)\| \rightarrow 0$  ■

**Remark 2** *If all subsystem matrices are non-defective, then Theorem 2 reduces to the discrete-time version of Theorem 2 in [10].*

#### 4.1 Bimodal case

Similarly to the minimum dwell time case, the average dwell time method can be improved for non-defective bimodal switched systems. As there is only one cycle in a bimodal system,  $\mu(\mathcal{G}) = \frac{\omega^+(C)}{2}$ . Then, the average dwell time satisfies  $\tau > \frac{\mu(\mathcal{G})}{-\ln \rho_{\max}} = \frac{\omega^+(C)}{-2 \ln \rho_{\max}} = \frac{\ln \kappa_p(P_2^{-1}P_1)}{-2 \ln \rho_{\max}}$ . Hence, the method in Subsection 3.1 can be applied to the computation of the average dwell time.

## 5 Illustrative Examples

We apply the obtained minimum dwell time computation method to two illustrative examples and compare the results with two different methods in the literature: The method given by Morse in [2], which finds a minimum dwell time guaranteeing each subsystem to be contractive, and the method given by Geromel & Colaneri in [30], which uses linear matrix inequalities based on a multiple Lyapunov function technique. We skip the comparison of the obtained average dwell time computation with other methods in the literature since they either require a specified convergence rate as in [31] or they refer to in mode-dependent form as in [32], namely for each subsystem a certain average dwell time condition is imposed.

**Example 1** *Consider a switched system consisting of four linear subsystems whose matrices are given by*

$$A_k = (U^{-1})^k \cdot A \cdot U^k, \quad k = 0, \dots, 3 \quad (42)$$

Here,

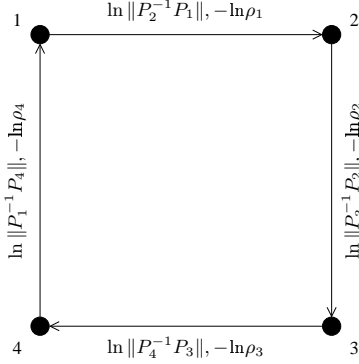


Figure 2: The one-sided ring switching graph ( $\mathcal{G}_2$ ) considered in Example 1. On each edge,  $\omega^+$  and  $\omega^-$  are shown, respectively.

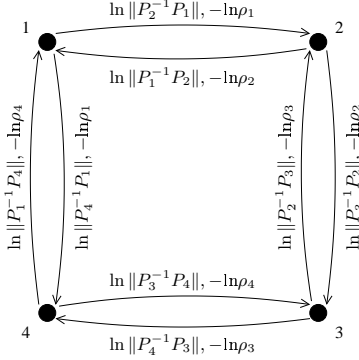


Figure 3: The two-sided ring switching graph ( $\mathcal{G}_3$ ) considered in Example 1. On each edge,  $\omega^+$  and  $\omega^-$  are shown, respectively.

$$A = \begin{pmatrix} -0.2 & 1 & 0 \\ -1 & 1.4 & 0 \\ 0 & 0 & -0.4 \end{pmatrix}$$

and

$$U = \begin{pmatrix} 1.2 & 0 & 0 \\ 0 & \cos(\frac{\pi}{3}) & \sin(\frac{\pi}{3}) \\ 0 & -\sin(\frac{\pi}{3}) & \cos(\frac{\pi}{3}) \end{pmatrix}.$$

Assume that the switchings respect one of the switching graphs: fully connected  $\mathcal{G}_1$  (Fig. 1), one-sided ring  $\mathcal{G}_2$  (Fig. 2) and two-sided ring  $\mathcal{G}_3$  (Fig. 3).

For different switching graphs, minimum dwell time values are computed using Theorem 1 in Table 1. It can be seen that the results are better than the results obtained by the method given by Morse in [2]. Comparing the results with the method given by Geromel&Colaneri in [30], it can be seen that only for the switching graph  $\mathcal{G}_3$ , Theorem 1 gives a worse result.

Let us consider a bimodal system for which we can use Corollary 1 and the two-sided equilibration method in [28] to compute a better value for the minimum dwell time than the one obtained by Theorem 1.

**Example 2** Let  $A_1$  and  $A_2$  given below be the subsystem matrices of a switched system:

$$A_1 = \begin{pmatrix} -0.38 & 0.2 & 0.1 \\ -0.16 & 0.72 & 0.16 \\ -0.24 & 0.24 & 0.8 \end{pmatrix}$$

$$A_2 = \begin{pmatrix} -0.8 & -0.07 & 0.04 \\ 0.1 & -1 & 0.05 \\ -0.1 & -0.06 & -0.34 \end{pmatrix}$$

$\tau$  is calculated as 7 using the condition given in Theorem 1. However, applying Corollary 1,  $\tau$  is calculated as 1 which is equal to the value found by linear matrix inequalities method [30]. Here, we use the two sided equilibration method in [28] which is based on the idea that the condition number can be reduced by making norms of rows as well as norms of columns equal. The row scaling matrix  $D_L$  and the column scaling matrix  $D_R$  are calculated as below:

$$D_R = \begin{pmatrix} 0.8528 & 0 & 0 \\ 0 & 0.7178 & 0 \\ 0 & 0 & 1.9789 \end{pmatrix}$$

$$D_L = \begin{pmatrix} 1.8805 & 0 & 0 \\ 0 & 0.4700 & 0 \\ 0 & 0 & 1.8803 \end{pmatrix}.$$

## 6 Conclusion

A method for the computation of the minimum dwell time that guarantees the asymptotic stability of a switched system has been presented. The method is applicable to systems whose switchings are governed by a digraph. The graph-theoretical nature of the method allows fast computation of an estimate of the minimum dwell time using the maximum cycle ratio algorithms in graph theory. We note that there are many problems that can be considered for the switched systems whose switchings are governed by digraphs. The role that the nature of the switching digraph plays on the dynamics of the switched system should be considered further.

We have shown that the average dwell time can be computed using the minimum cycle mean of the switching graph. This approach can be improved in two different ways: Firstly, one can introduce the mode-dependent average dwell time as in [32], and try to find sufficient conditions on the mode-dependent average dwell times for a given switching graph. Secondly, one can consider a preassumed convergence rate as in [31] to calculate the average dwell time of a given switching graph in a less conservative method.

## Acknowledgement

This research was supported by TÜBİTAK (The Scientific and Technological Research Council of Turkey), project no: 115E475.

Table 1: The minimum dwell time values computed for Example 1.

Switching Graph	<u>Minimum dwell time</u>		
	Theorem 1	Morse[2]	Geromel Colaneri[30]
	$\tau$	$\tau$	$\tau$
$\mathcal{G}_1$	7	8	7
$\mathcal{G}_2$	7	8	7
$\mathcal{G}_3$	5	8	2

## References

- [1] Hespanha J. Uniform stability of switched linear systems: extensions of LaSalle’s invariance principle. *IEEE Trans on Auto Cont.* 2004;49(4):470–482.
- [2] Morse S. Supervisory control of families of linear set-point controllers-part 1: exact matching. *IEEE Trans on Auto Cont.* 1996;41(10):1413–1431.
- [3] Geromel J, Colaneri P. Stability and stabilization of continuous-time switched linear systems. *SIAM J on Contr Optim.* 2006;45(5):1915–1930.
- [4] Guo R, Wang Y. Stability analysis for a class of switched linear systems. *Asian J Control.* 2012;14:817–826.
- [5] Cai C, Mijanovic S. LMI-based stability analysis of linear hybrid systems with application to switched control of a refrigeration process. *Asian J Control.* 2012;14:12–22.
- [6] Shorten R, Wirth F, Mason O, Wulff K, King C. Stability Criteria for Switched and Hybrid Systems. *SIAM Review.* 2007 Jan;49(4):545–592. Available from: <http://epubs.siam.org/doi/abs/10.1137/05063516X>.
- [7] Graziano C, Colaneri P, Geromel J, Middleton R, Shorten R. A nonconservative LMI condition for stability of switched systems with guaranteed dwell time. *IEEE Trans on Auto Cont.* 2012;57(5):1297–1302.
- [8] Haimovich H, Braslavsky J, Felicioni F. Feedback stabilization of switching discrete-time systems via Lie-algebraic techniques. *IEEE Trans on Auto Cont.* 2011;56(5):1129–1135.
- [9] Karabacak O, Sengör N. A dwell time approach to the stability of switched linear systems based on the distance between eigenvector sets. *Int J System Science.* 2009;40(8):845–853.
- [10] Karabacak Ö. Dwell time and average dwell time methods based on the cycle ratio of the switching graph. *Syst Control Lett.* 2013;62(11):1032–1037.

- [11] Hou Y, Dong C, Wang Q. Stability analysis of switched linear systems with locally overlapped switching law. *J Guid Control Dyn.* 2010;33(2):396–403.
- [12] Xu L, Wang Q, Li W, Hou Y. Stability analysis and stabilisation of full-envelope networked flight control systems: switched system approach. *IET Control Theory A.* 2012;6(2):286–296.
- [13] Zhang W, Hou Y, Liu X, Zhou Y. Switched control of three-phase voltage source PWM rectifier under a wide-range rapidly varying active load. *IEEE Trans Power Electron.* 2012;27(2):881–890.
- [14] Mancilla-Aguilar J, Garcia R, Sontag E, Wang Y. Uniform stability properties of switched systems with switchings governed by digraphs. *Nonlinear Anal-Theor.* 2005;63(3):472–490.
- [15] Karabacak O, Ilhan F, Öner I. Explicit sufficient stability conditions on dwell time of linear switched systems. In: *Proc of the 53rd Conf on Decision and Control.* Los Angeles, California; 2014. .
- [16] Kundu A, Balachandran N, Chatterjee D. Algorithmic synthesis of stabilizing switching signals for discrete-time switched linear systems. 2014;arXiv:1405.1857 [cs.SY]. Available from: <http://arxiv.org/abs/1405.1857>.
- [17] Ahmadi A, Jungers R, Parrilo P, Roozbehani M. Analysis of the Joint Spectral Radius via Lyapunov Functions on Path-Complete Graphs. *SIAM J on Contr Optim.* 2014;52(1):687–917.
- [18] Karp R. Characterization of minimum cycle mean in a digraph. *Discrete Math.* 1978;23(3):309–311.
- [19] Golitschek M. Optimal cycles in doubly weighted graphs and approximation of bivariate functions by univariate ones. *Numer Math.* 1982;39(1):65–84.
- [20] Dasdan A, Gupta R. Faster maximum and minimum mean cycle algorithms for system-performance analysis. *IEEE T Comput Aid D.* 1998;17(10):889–899.
- [21] Dasdan A. Experimental analysis of the fastest optimum cycle ratio and mean algorithms. *ACM Trans Des Autom Electron Syst.* 2004;9(4):385–418.
- [22] Bouyer P, Brinksma E, Larsen K. Staying alive as cheaply as possible. In: Alur, R and Pappas, GJ, editor. *Hybrid Systems: Computation and Control, Proceedings.* vol. 2993 of *Lect Notes Comput Sc*; 2004. p. 203–218.
- [23] Leus R, Herroelen W. Scheduling for stability in single-machine production systems. *J Sched.* 2007;10(3):223–235.

- [24] Kats V, Levner E. Cyclic routing algorithms in graphs: Performance analysis and applications to robot scheduling. *Comput Ind Eng.* 2011;61(2, SI):279–288.
- [25] Lu R, Koh C. Performance analysis of latency-insensitive systems. *IEEE T Comput Aid D.* 2006;25(3):469–483.
- [26] Dasdan A. Personal webpage; [http://www.dasdan.net/ali/publications.php#journals\\_submitted](http://www.dasdan.net/ali/publications.php#journals_submitted).
- [27] Braatz R, Morari M. Minimizing the euclidean condition number. *SIAM J on Contr Optim.* 1994;32(6):1763–1768.
- [28] Liu C. A Two-Side Equilibration Method to Reduce the Condition Number of an Ill-Posed Linear System. *CMES-Comp Model Eng.* 2013;91(1):17–42.
- [29] Bauer F. Optimally scaled matrices. *Numer Math.* 1963;5:73–87.
- [30] Geromel J, Colaneri P. Stability and stabilization of discrete time switched systems. *Int J Control.* 2006;79(7):719–728.
- [31] Zhang W, Yu L. Stability analysis for discrete-time switched time-delay systems. *Automatica.* 2009;45(10):2265 – 2271. Available from: <http://www.sciencedirect.com/science/article/pii/S0005109809002878>.
- [32] Zhang J, Han Z, Zhu F, Huang J. Stability and stabilization of positive switched systems with mode-dependent average dwell time. *Nonlinear Analysis: Hybrid Systems.* 2013;9(0):42 – 55. Available from: <http://www.sciencedirect.com/science/article/pii/S1751570X1300006X>.