

Mechanism for the decomposition of lithium borohydride

Khang Hoang^{1,2} and Chris G. Van de Walle¹

¹*Materials Department, University of California, Santa Barbara, California 93106, USA*

²*Computational Materials Science Center, George Mason University, Fairfax, Virginia 22030, USA*

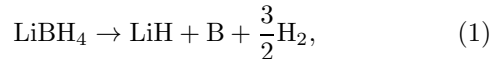
We report first-principles density functional theory studies of native defects in lithium borohydride (LiBH₄), a potential material for hydrogen storage. Based on our detailed analysis of the structure, energetics, and migration of lithium-, boron-, and hydrogen-related defects, we propose a specific mechanism for the decomposition and dehydrogenation of LiBH₄ that involves mass transport mediated by native defects. In this mechanism, LiBH₄ releases borane (BH₃) at the surface or interface, leaving the negatively charged hydrogen interstitial (H_i⁻) in the material, which then acts as the nucleation site for LiH formation. The diffusion of H_i⁻ in the bulk LiBH₄ is the rate-limiting step in the decomposition kinetics. Lithium vacancies and interstitials have low formation energies and are highly mobile. These defects are responsible for maintaining local charge neutrality as other charged defects migrating along the material, and assisting in the formation of LiH. In light of this mechanism, we discuss the effects of metal additives on hydrogen desorption kinetics.

Keywords: hydrogen storage, lithium borohydride, defects, kinetics, first-principles

I. INTRODUCTION

Lithium borohydride (LiBH₄) is a potential candidate for hydrogen storage because of its high hydrogen density (18.4 wt%) [1]. The major drawbacks of LiBH₄ that prevent it from practical use are its high decomposition temperature (370°C) [2] and slow hydrogen desorption kinetics. Although it has been reported that incorporation of some metal additives into the material can lower the decomposition temperature and enhance the kinetics [1, 3, 4], the mechanism behind the decomposition and dehydrogenation processes and the role of the metal additives are not really understood. As demonstrated in our previous work for other complex hydrides, first-principles calculations based on density functional theory can produce such an understanding by providing insights on the atomistic mechanism involved in mass transport and hydrogen release in the material [5–8].

LiBH₄ undergoes a polymorphic transformation from the ordered low-temperature orthorhombic phase to the disordered high-temperature hexagonal phase around 104°C [9], and exhibits a slight hydrogen desorption of 0.3 wt% between 100 and 200°C [1]. The melting occurs around 270°C. The first and second significant hydrogen desorption peaks start at 320 and 400°C, respectively, and the desorption reaches its maximum around 500°C [1]. The overall reaction for LiBH₄ decomposition can be expressed as the following equation:



which releases 13.8 wt% hydrogen when LiBH₄ is heated up to 900°C [1]. The decomposition of LiBH₄ may, however, involve several intermediate steps. It has been reported that hydrogen desorption in LiBH₄ is accompanied by the release of gaseous diborane (B₂H₆) [10], which subsequently decomposes into B and H₂ at high temperatures [11]. Some diboranes or higher boranes may, however, react with the not-yet-decomposed LiBH₄ to form

Li₂B₁₂H₁₂ and possibly Li₂B₁₀H₁₀, which have been detected in experiments [11–13].

Experimental data suggested that the decomposition and dehydrogenation of LiBH₄ involve hydrogen and/or boron mass transport mediated by native defects. However, there is no consensus among these experimental reports about the diffusing species involved in the decomposition process, which could be single H atoms, (BH₄)⁻ units, or BH₃ units [14–17]. Regarding the activation energy for decomposition, Pendolino *et al.* [18] reported a value of 1.22 eV for pure LiBH₄. For comparison, Züttel *et al.* [1] reported an activation energy of 1.62 eV for the decomposition of LiBH₄ mixed with SiO₂; other authors reported values of 1.36 and 1.06 eV for the ball-milled (3LiBH₄+MnCl₂) mixture [19, 20].

In this paper we report first-principles studies of native point defects and defect complexes in LiBH₄. Based on our detailed analysis of the structure, energetics, and migration of the defects, we propose a specific atomistic mechanism that explains the decomposition and dehydrogenation of LiBH₄, and the effects of metal additives on hydrogen desorption kinetics. Comparison with the experimental work will be made throughout. Some results for hydrogen-related defects were reported previously [6], but are included here for completeness.

II. METHODOLOGY

Our calculations are based on density functional theory, using the generalized-gradient approximation (GGA) [21] and the projector-augmented wave method [22, 23] as implemented in the VASP code [24–26]. For defect calculations in LiBH₄ (orthorhombic *Pnma*, 24 atoms/unit cell) [9], we used a (2×2×2) supercell which contains 192 atoms, and a 2×2×2 Monkhorst-Pack **k**-point mesh [27]. The plane-wave basis-set cutoff was set to 400 eV and convergence with respect to self-consistent iterations was assumed when the total energy difference

between cycles was less than 10^{-4} eV and the residual forces were less than 0.01 eV/Å. The migration of selected point defects in LiBH_4 was studied using the climbing-image nudged elastic band method (NEB) [28].

Throughout the paper we use defect formation energies to characterize different native defects in LiBH_4 . The formation energy (E^f) of a defect is a crucial factor in determining its concentration. In thermal equilibrium, the concentration of the defect X at temperature T can be obtained via the relation [29, 30]

$$c(\text{X}) = N_{\text{sites}} N_{\text{config}} \exp[-E^f(\text{X})/k_B T], \quad (2)$$

where N_{sites} is the number of high-symmetry sites in the lattice per unit volume on which the defect can be incorporated, and N_{config} is the number of equivalent configurations per site. Note that the energy in Eq. (2) is, in principle, a free energy; however, the entropy and volume terms are often neglected because they are negligible at relevant experimental conditions [30]. It is evident from Eq. (2) that defects with low formation energies will easily form and occur in high concentrations.

The formation energy of a defect X in charge state q is defined as [29]

$$E^f(\text{X}^q) = E_{\text{tot}}(\text{X}^q) - E_{\text{tot}}(\text{bulk}) - \sum_i n_i \mu_i + q(E_V + \mu_e), \quad (3)$$

where $E_{\text{tot}}(\text{X}^q)$ and $E_{\text{tot}}(\text{bulk})$ are, respectively, the total energies of a supercell containing the defect X, and of a supercell of the perfect bulk material; μ_i is the chemical potential of species i (and is referenced to the standard state), and n_i denotes the number of atoms of species i that have been added ($n_i > 0$) or removed ($n_i < 0$) to form the defect. μ_e is the electron chemical potential, i.e., the Fermi level, referenced to the valence-band maximum in the bulk (E_V).

The atomic chemical potentials μ_i are variables and can be chosen to represent experimental conditions. For defect calculations in LiBH_4 , based on Eq. (1) one can assume equilibrium of LiBH_4 with LiH and H_2 , and the chemical potentials of Li, B, and H can be obtained from the equations that express the stability of LiH , H_2 , and LiBH_4 , which gives rise to $\mu_{\text{Li}} = -0.825$, $\mu_{\text{B}} = -1.183$, and $\mu_{\text{H}} = 0$ eV. This condition, however, corresponds to assuming equilibrium with LiH and H_2 at 0 K and 0 bar, and thus does not reflect the actual experimental conditions [1]. One can also assume equilibrium with B and H_2 , but this scenario is unlikely to occur during the decomposition of LiBH_4 , given that both B and H_2 may not be formed directly from LiBH_4 but through the decomposition of the intermediates such as B_2H_6 [11]. In the following presentation of defect formation energies, we assume equilibrium with LiH and B, which gives rise to $\mu_{\text{Li}} = -0.431$, $\mu_{\text{B}} = 0$, and $\mu_{\text{H}} = -0.394$ eV. This condition corresponds to assuming equilibrium with LiH and H_2 gas at 610 K and 1 bar [31], which is close to the decomposition temperature (643 K) of LiBH_4 [2].

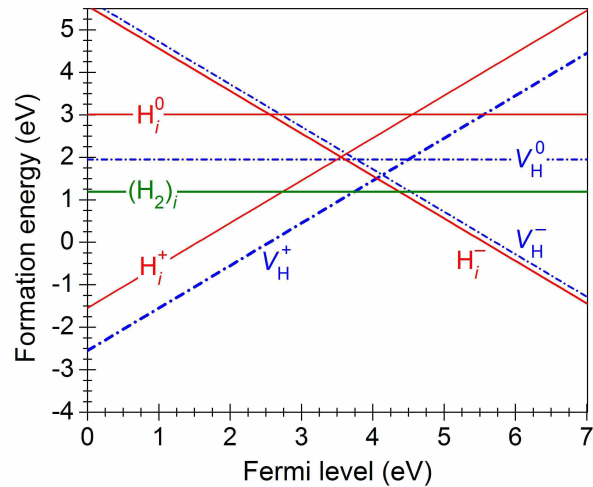


FIG. 1: (Color online) Calculated formation energies of hydrogen-related defects in LiBH_4 , plotted as a function of Fermi energy with respect to the valence-band maximum.

III. POINT DEFECTS AND COMPLEXES

The compound can be regarded as an ordered arrangement of $(\text{Li})^+$ and $(\text{BH}_4)^-$ units. In its electronic structure, the valence-band maximum (VBM) consists of the bonding states of B p and H s , whereas the conduction-band minimum (CBM) consists predominantly of the antibonding states of B p and H s . The calculated band gap is 7.01 eV [6]. In such an insulating, large band gap material, native point defects are expected to exist in charged states other than neutral, and charge neutrality requires that defects with opposite charge states coexist in equal concentrations [5–8]. We therefore investigated native defects in LiBH_4 in all possible charge states. Defect complexes are also considered, with special attention devoted to Frenkel pairs, i.e., interstitial-vacancy pairs of the same species. In the following, we analyze the structure, energetics, and migration of the defects in detail. The role of these defects in ionic conduction and the decomposition of LiBH_4 will be discussed in Sec. IV.

A. Hydrogen-related defects

Figure 1 shows the calculated formation energies of hydrogen vacancies (V_{H}), interstitials (H_{i}), and interstitial molecule $(\text{H}_2)_i$ in LiBH_4 . We find that the positively charged hydrogen vacancy (V_{H}^+) and negatively charged hydrogen interstitial (H_{i}^-) have the lowest formation energies over a wide range of Fermi-level values. The neutral hydrogen vacancy (V_{H}^0) and interstitial (H_{i}^0) are energetically less favorable than their respective charged defects, which is a characteristic of negative- U centers [32]. Near $\mu_e = 4.06$ eV, where the formation energies of V_{H}^+ and H_{i}^- are equal, $(\text{H}_2)_i$ actually has the lowest formation energy. The creation of V_{H}^- in LiBH_4 involves

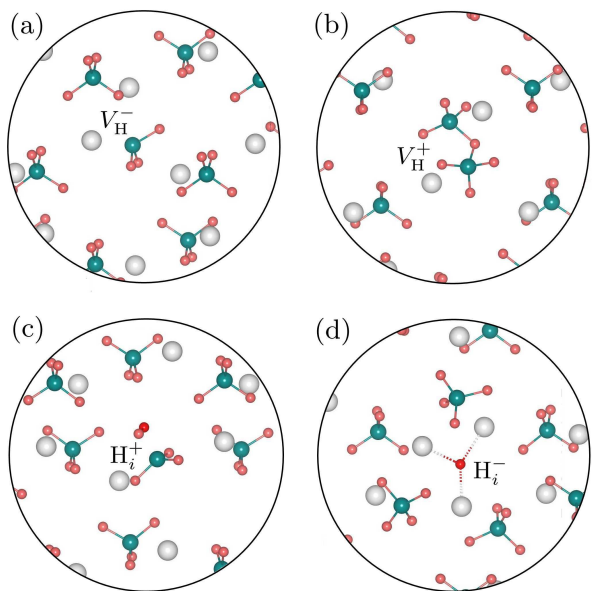


FIG. 2: (Color online) Structure of (a) V_{H}^- , (b) V_{H}^+ , (c) H_i^+ , and (d) H_i^- in LiBH_4 . Large (gray) spheres are Li, medium (blue) spheres B, and small (red) spheres H.

removing a proton (H^+) from the LiBH_4 supercell, and this results in a BH_3 unit; see Fig. 2(a). V_{H}^+ is created by removing one H atom and an extra electron from the system, and this leads to formation of a $\text{BH}_3\text{-H-BH}_3$ complex (two BH_4 units sharing a common H atom); see Fig. 2(b). The addition of a proton to create H_i^+ results in a BH_5 complex; see Fig. 2(c). The creation of H_i^- , on the other hand, involves adding a H atom and an extra electron to the system, and the resulting H_i^- stands next to three Li atoms with the average Li-H distance being 1.79 Å; see Fig. 2(d). Finally, $(\text{H}_2)_i$ involves adding an H_2 molecule to the system. This interstitial molecule prefers to stay in the interstitial void with the calculated H–H bond length of 0.75 Å, being equal to that calculated for an isolated H_2 molecule.

For the migration of H_i^+ , H_i^- , V_{H}^+ , and V_{H}^- , we find energy barriers of 0.65, 0.41, 0.91, and 1.32 eV, respectively. The energy barriers for H_i^+ , V_{H}^+ , and V_{H}^- are relatively high because the diffusion of these defects involves breaking B–H bonds. For example, the diffusion of V_{H}^- involves moving an H atom from a BH_4 unit to the vacancy. The saddle-point configuration in this case consists of a H atom located midway between two BH_4 units (i.e., $\text{BH}_4\text{-H-BH}_4$), an energetically favorable situation for V_{H}^+ but unfavorable for V_{H}^- . H_i^- , on the other hand, loosely bonds to three Li atoms and therefore can diffuse more easily. The barrier for H_i^- given here is slightly lower than the preliminary value reported previously [6].

Since hydrogen vacancies and interstitials are stable as oppositely charged defects, charge and mass conservation conditions suggest that these native defects may be created in the interior of the material in form of Frenkel

pairs. Therefore, we have investigated the formation of hydrogen Frenkel pairs ($\text{H}_i^+, V_{\text{H}}^-$) and ($\text{H}_i^-, V_{\text{H}}^+$). We find that in these complexes the configurations of the individual defects are preserved. ($\text{H}_i^+, V_{\text{H}}^-$) has a formation energy of 3.89 eV, and a binding energy of 0.28 eV with respect to the isolated constituents. The distance between the two defects in the pair (as measured by the B–B distance) is 3.55 Å, compared to the B–B distance of 3.64 Å in the bulk. ($\text{H}_i^-, V_{\text{H}}^+$), on the other hand, has a formation energy of 2.28 eV and a binding energy of 0.73 eV. The distance from H_i^- to the H atom near the center of V_{H}^+ [cf. Fig. 2(b)] is 4.02 Å. Thus, ($\text{H}_i^-, V_{\text{H}}^+$) has a much lower formation energy than ($\text{H}_i^+, V_{\text{H}}^-$), which is consistent with the results presented in Fig. 1 where H_i^- and V_{H}^+ both have lower formation energies.

Hao and Sholl [35] recently reported first-principles calculations for hydrogen-related defects in LiBH_4 , using a methodology similar to ours. The formation energies (evaluated with $\mu_{\text{H}}=0$ eV) of the defects, except H_i^- , are in close agreement with our results obtained under condition (1) as reported in Table I (to within 0.1 eV). For H_i^- , our calculated formation energy is lower by 0.3–0.4 eV, suggesting that the H_i^- configuration we identified is more stable. Hao and Sholl also considered neutral hydrogen divacancies in LiBH_4 (denoted as $V_{2\text{H}}$) by removing two H atoms from the system, resulting in a B_2H_6 unit with an ethane-like geometry. The formation energy of $V_{2\text{H}}$ was reported to be 1.14 eV [35], comparable to that (1.11 eV) obtained under the condition with $\mu_{\text{H}}=0$ eV in our calculations. This divacancy can be regarded as a complex of V_{H}^+ and V_{H}^- with a binding energy of 2.84 eV with respect to its individual constituents, although the structures of the individual defects are not preserved in the divacancy. Hao and Sholl [35] also noted that the hydrogen divacancy and interstitial hydrogen molecule have formation energies much lower than those of V_{H}^+ and H_i^- . The sum of their calculated formation energies for $V_{2\text{H}}$ and $(\text{H}_2)_i$ is 1.56 eV, close to the value of 1.51 eV in our calculations. We have also explicitly calculated a $V_{2\text{H}}\text{-}(\text{H}_2)_i$ complex, finding a formation energy of 1.49 eV. Note that the formation energy of this complex is independent of the chemical potentials. The $V_{2\text{H}}\text{-}(\text{H}_2)_i$ complex therefore has almost zero binding energy (0.02 eV) with respect to its constituents, suggesting that, once created, it would readily dissociate into $V_{2\text{H}}$ and $(\text{H}_2)_i$.

B. Lithium-related defects

Figure 3 shows the calculated formation energies of lithium vacancies (V_{Li}), lithium interstitials (Li_i), and V_{LiH} (removing Li and H) in LiBH_4 . Among these defects, we find that Li_i^+ and V_{Li}^- have the lowest formation energies for the entire range of Fermi-level values. These two defects have equal formation energies at $\mu_e=4.32$ eV. The creation of V_{Li}^- involves removing a Li^+ ion from the system. This causes very small changes to the lattice geometry near the void created by the removed ion. On

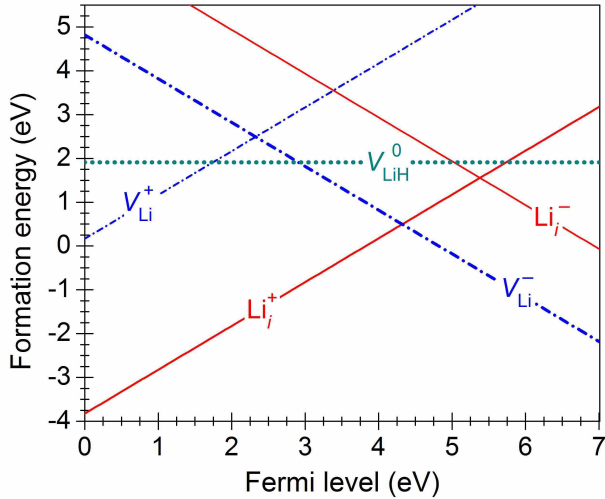


FIG. 3: (Color online) Calculated formation energies of lithium-related defects in LiBH_4 , plotted as a function of Fermi energy with respect to the valence-band maximum.

the contrary, V_{Li}^+ , created by removing a Li atom and an extra electron, strongly disturbs the system. Besides the void, there are two BH_4 units that come close and form a B_2H_8 complex which can be identified as H_i^+ plus V_{H}^+ . V_{Li}^+ thus can be regarded as a complex of V_{Li}^- , H_i^+ , and V_{H}^+ , with a binding energy of 0.56 eV with respect to its isolated constituents. Regarding the interstitials, Li_i^+ is created by adding a Li^+ ion to the system. Like V_{Li}^- , Li_i^+ does not cause much disturbance to the lattice geometry of LiBH_4 . Li_i^- , however, strongly disturbs the system by breaking B–H bonds and forming H and BH_3 units which can be identified as H_i^- and V_{H}^- , respectively. This defect can, therefore, be considered as a complex of Li_i^+ , V_{H}^- , and H_i^- , with a binding energy of 0.52 eV. Finally, V_{LiH}^0 can be regarded as a complex of V_{Li}^- and V_{H}^+ .

The migration of Li_i^+ involves an energy barrier as low as 0.30 eV, and the migration of V_{Li}^- involves a barrier of 0.29 eV. These values are small, suggesting that these two defects are highly mobile. For Li_i^- , which can be considered as a complex of Li_i^+ , V_{H}^- , and H_i^- , the migration barrier is given by the least mobile constituent [7], i.e., 1.32 eV, the value for V_{H}^- . Similarly, the estimated migration barrier of V_{Li}^+ and V_{LiH}^0 is 0.91 eV, the value for V_{H}^+ .

We also investigated possible formation of lithium Frenkel pairs. Since Li_i^+ and V_{Li}^- are complex defects, only $(\text{Li}_i^+, V_{\text{Li}}^-)$ was considered. This pair is, however, unstable at short pair distances because there is no energy barrier between Li_i^+ and the neighboring V_{Li}^- . In order to avoid recombination, Li_i^+ and V_{Li}^- should be about 4.20 Å away from each other. At this distance, the binding energy of $(\text{Li}_i^+, V_{\text{Li}}^-)$ with respect to its isolated constituents is 0.04 eV (almost zero), and the formation energy is 0.95 eV. This indicates that once created $(\text{Li}_i^+, V_{\text{Li}}^-)$ will readily recombine or dissociate into Li_i^+ and V_{Li}^- .

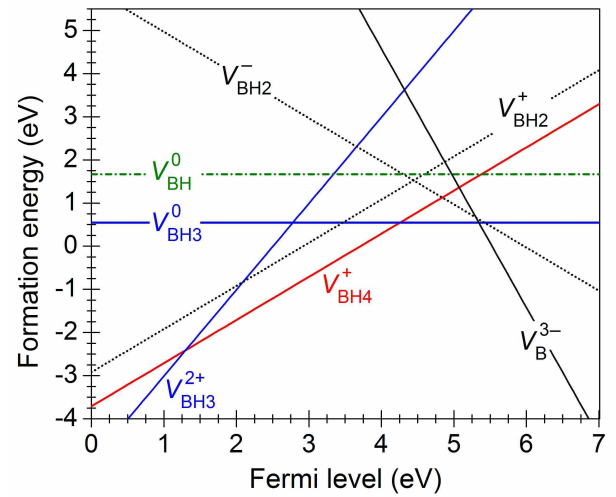


FIG. 4: (Color online) Calculated formation energies of boron-related defects in LiBH_4 , plotted as a function of Fermi energy with respect to the valence-band maximum.

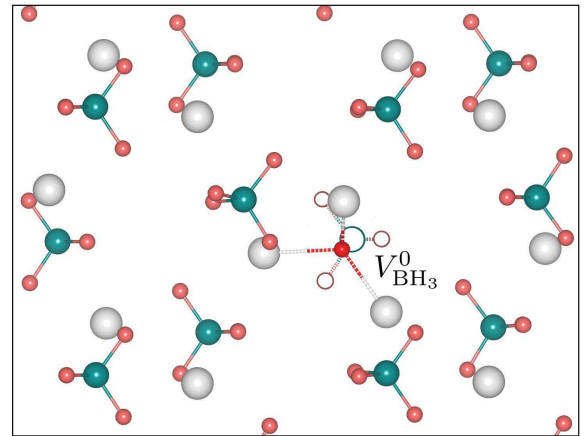


FIG. 5: (Color online) Structure of $V_{\text{BH}_3}^0$ in LiBH_4 . The defect can be regarded as a complex of $V_{\text{BH}_4}^+$ (presented by empty spheres) and H_i^- (staying near three Li^+ units).

C. Boron-related defects

Figure 4 shows the calculated formation energies of boron vacancies (V_{B}), BH vacancies (V_{BH}), BH_2 vacancies (V_{BH_2}), BH_3 vacancies (V_{BH_3}), and BH_4 vacancies (V_{BH_4}) in LiBH_4 . Only stable and low-energy defects are presented. We find that $V_{\text{BH}_3}^{2+}$, $V_{\text{BH}_4}^+$, $V_{\text{BH}_3}^0$, and V_{B}^{3-} have the lowest formation energies for certain ranges of Fermi-level values. $V_{\text{BH}_4}^+$ corresponds to the removal of an entire $(\text{BH}_4)^-$ unit from the system. There are very small changes in the local lattice structure surrounding this defect. $V_{\text{BH}_3}^0$, on the other hand, involves removing one B and three H from a $(\text{BH}_4)^-$ unit in LiBH_4 . This results in a void formed by the removed atoms and a H^- staying near three Li^+ units with the average Li–H distance being 1.92 Å; see Fig. 5. $V_{\text{BH}_3}^0$, therefore, can

TABLE I: Calculated formation energies (E^f) and migration energies (E_m) for selected defects in LiBH₄. Atomic chemical potentials are chosen to reflect equilibrium with LiH and H₂ gas at (1) 0 K and 0 bar and (2) 610 K and 1 bar. The formation energies for charged defects are taken at the Fermi-level position where Li_i⁺ and V_{Li}⁻ have equal formation energies.

Defect	E^f (eV)		E_m (eV)	Constituents
	(1)	(2)		
H _i ⁺	1.99	2.78	0.65	
H _i ⁻	1.24	1.24	0.41	
V _H ⁺	1.77	1.77	0.91	
V _H ⁻	2.18	1.40	1.32	
(H ₂) _i	0.40	1.19	-	
V _{2H}	1.11	0.33	-	V _H ⁺ +V _H ⁻
Li _i ⁺	0.50	0.50	0.30	
V _{Li} ⁻	0.50	0.50	0.29	
V _{BH₄} ⁺	0.61	0.61	0.27	
V _{BH₃} ⁰	0.54	0.54	0.41 ^a	V _{BH₄} ⁺ +H _i ⁻

^aLower bound, estimated by considering the defect as a complex and taking the highest of the barriers of the constituents.

be regarded as a complex of V_{BH₄}⁺ and H_i⁻, with a binding energy of 1.31 eV. With such a high binding energy, even higher than the formation energy of H_i⁻ (1.24 eV at $\mu_e=4.32$ eV), V_{BH₃}⁰ can occur with a concentration larger than either of its constituents under thermal equilibrium [29]. The defect is, however, expected to dissociate into V_{BH₄}⁺ and H_i⁻ at high temperatures. Like V_{BH₃}⁰, other boron-related defects can be regarded as complexes of V_{BH₄}⁺ and hydrogen-related defects. For example, V_{BH}⁰ is a complex of V_{BH₄}⁺, H_i⁻, and (H₂)_i; V_{BH₂}⁺ a complex of V_{BH₄}⁺ and (H₂)_i; V_{BH₂}⁻ a complex of V_{BH₄}⁺ and 3H_i⁻; V_{BH₃}²⁺ a complex of V_{BH₄}⁺ and H_i⁺; and V_B³⁻ a complex of V_{BH₄}⁺ and 4H_i⁻. The migration of V_{BH₄}⁺ involves an energy barrier of 0.27 eV, whereas for V_{BH₃}⁰, the barrier is at least 0.41 eV, given by the migration of H_i⁻.

IV. DISCUSSION

It emerges from our analyses in Sec. III that the structure and energetics of all possible native defects in LiBH₄ can be interpreted in terms of H_i⁺, H_i⁻, V_H⁺, V_H⁻, (H₂)_i, Li_i⁺, V_{Li}⁻, and V_{BH₄}⁺, which can be regarded as elementary native defects. Table I summarizes key information for the most relevant native defects in LiBH₄. Defect formation energies are obtained with respect to two sets of atomic chemical potentials, assuming equilibrium with LiH and H₂ gas at (1) 0 K and 0 bar and (2) 610 K and 1 bar. Condition (1) is given here only for comparison since it does not reflect the actual experimental condition, as discussed in Sec. II. We find that Li_i⁺ and V_{Li}⁻ are the

charged native point defects with the lowest formation energies in both conditions. Therefore, in the absence of electrically active impurities or when such impurities occur in much lower concentrations than charged native defects, the Fermi-level position of LiBH₄ is determined by these two defects, which is at $\mu_e=3.93$ eV under condition (1) or 4.32 eV under condition (2) (hereafter this level will be referred to as μ_e^{int} , the Fermi-level position determined by intrinsic/native defects). We also find that the calculated formation energies of the defects, except H_i⁺, V_H⁻, and (H₂)_i, are all independent of the hydrogen partial pressure and temperature, *cf.* Table I. Since Li_i⁺ and V_{Li}⁻ have comparable migration barriers (0.30 and 0.29 eV), we expect that they contribute almost equally to lithium-ion conductivity. The activation energy for ionic conductivity is estimated to be 0.79 eV, the summation of the formation energy and migration barrier of V_{Li}⁻, which is in agreement with the reported experimental value (0.69 eV) [33]. Note that our calculated migration barriers of Li_i⁺ and V_{Li}⁻ are almost equal to that (0.31 eV) for Li migration obtained in first-principles molecular dynamics simulations by Ikeshoji *et al.* [34].

A. Decomposition mechanism

Let us now discuss the role of native defects in the decomposition of LiBH₄ into LiH, B, and H₂ [i.e., Eq. (1)]. It is important to note that the decomposition necessarily involves hydrogen and/or boron mass transport in the bulk of LiBH₄. In addition, local and global charge neutrality must be maintained while charged defects are migrating. Keeping these constraints in mind, we identify the following native defects as essential to the decomposition process:

First, H_i⁻, which is expected to act as the nucleation site for the formation of LiH as discussed in Sec. III. The activation energy for self-diffusion of H_i⁻ is 1.65 eV, the sum of its formation energy and migration barrier. Note that, given the relatively high formation energy of the (H_i⁻, V_H⁺) pair, H_i⁻ is not likely to be created inside the material via the Frenkel pair mechanism. Other hydrogen-related defects such as H_i⁺, V_H⁺, and V_H⁻ have very high formation energies (*cf.* Table I) and hence low concentrations, and are expected not to play an important role. (H₂)_i can occur with a high concentration in the bulk but it does not form by itself; below we comment on its formation in conjunction with V_{2H}, as suggested by Hao and Sholl [35].

Second, V_{BH₄}⁺ and V_{BH₃}⁰, which are needed for boron mass transport. These two defects have the lowest formation energies in the range of Fermi-level values near μ_e^{int} , *cf.* Fig. 4. The activation energies for the formation and migration of V_{BH₄}⁺ and V_{BH₃}⁰ are, respectively, 0.88 eV and 0.95 eV. Note that boron-related defects such as V_{BH₄}⁺ and V_{BH₃}⁰ can only be created at the surface or interface since the creation of such defects inside the material requires creation of the corresponding boron-related

interstitials which are too high in energy.

Third, Li_i^+ and V_{Li}^- , which can be created in the interior of the material in the form of a $(\text{Li}_i^+, V_{\text{Li}}^-)$ Frenkel pair. These low-energy and mobile point defects can act as accompanying defects in hydrogen/boron mass transport, providing local charge neutrality as H_i^- and $V_{\text{BH}_4}^+$ migrating in the bulk. Li_i^+ can also participate in mass transport that assists the formation of LiH. The activation energy for the formation and diffusion of $(\text{Li}_i^+, V_{\text{Li}}^-)$ in the bulk is 1.24 eV, which is the formation energy of the Frenkel pair plus the migration barrier of V_{Li}^- .

Given these native defects and their properties, the decomposition of LiBH_4 can be described in terms of the following mechanism: $V_{\text{BH}_4}^+$ and/or $V_{\text{BH}_3}^0$ are created at the surface or interface. The creation of $V_{\text{BH}_4}^+$ corresponds to removing one $(\text{BH}_4)^-$ unit from the bulk. Since $(\text{BH}_4)^-$ is not stable outside the material, it dissociates into BH_3 and H^- where the latter stays near the surface or interface. The formation of $V_{\text{BH}_3}^0$ at the surface or interface also leaves H^- in the material and releases BH_3 . It is well known that BH_3 can decompose into B and H_2 , or dimerize to form diborane (B_2H_6). At room temperature, diboranes decompose to produce H_2 and higher boranes; whereas at higher temperatures (about 300°C), diboranes decompose into B and H_2 . Some diboranes or higher boranes may react with LiBH_4 to form $\text{Li}_2\text{B}_{12}\text{H}_{12}$ and $\text{Li}_2\text{B}_{10}\text{H}_{10}$ as detected in experiments [11–13].

From the surface or interface, H^- diffuses into the bulk in form of H_i^- which acts as the nucleation site for the formation of LiH from LiBH_4 according to Eq. (1). Here, the highly mobile Li_i^+ will help maintain local charge neutrality in the region near H_i^- . In order to maintain the reaction, $(\text{BH}_4)^-$ and/or BH_3 has to be transported to the surface/interface, which is equivalent to $V_{\text{BH}_4}^+$ and/or $V_{\text{BH}_3}^0$ diffusing into the bulk. As $V_{\text{BH}_4}^+$ is migrating, local charge neutrality condition is maintained by having the highly mobile V_{Li}^- in the vacancy's vicinity. Note that, although the formation energy of $V_{\text{BH}_3}^0$ is slightly lower than that of $V_{\text{BH}_4}^+$ (*cf.* Table I) and thus can occur with a higher concentration, the defect is likely to dissociate into $V_{\text{BH}_4}^+$ and V_{H}^- at high temperatures as discussed in Sec. III, suggesting that these constituents may diffuse independently in the bulk of LiBH_4 during the decomposition process.

In this mechanism, the hydrogen-related diffusing species involved in the decomposition process are H^- and $(\text{BH}_4)^-$ and/or BH_3 units, and the possible rate-limiting step is the formation and migration of H_i^- , $V_{\text{BH}_4}^+$, $V_{\text{BH}_3}^0$, or the $(\text{Li}_i^+, V_{\text{Li}}^-)$ pair in the bulk. Since H_i^- gives the highest activation energy, we believe that the decomposition of LiBH_4 is rate-limited by the formation and migration of this defect. The activation energy for the decomposition of LiBH_4 is therefore 1.65 eV, the activation for self-diffusion of H_i^- . Our calculated value is thus higher than the reported experimental values (ranging from 1.06 to 1.36 eV) for pure LiBH_4 and the ball-milled ($3\text{LiBH}_4 + \text{MnCl}_2$) mixture [18–20], but compara-

ble to that (1.62 eV) for LiBH_4 mixed with SiO_2 reported by Züttel *et al.* [1]. Note that, because the decomposition process occur at the surface or interface, ball milling that enhances the specific surface area and/or shortens the diffusion paths is expected to slightly enhance the hydrogen desorption kinetics via the kinetic prefactor.

Hao and Sholl [35] pointed out that the concentrations of $V_{2\text{H}}$ and $(\text{H}_2)_i$ can be much larger than those of V_{H}^+ and H_i^- , and concluded that the former are the dominant hydrogen-defects in LiBH_4 . Indeed, these neutral defects can have very low formation energies, as seen in Table I. However, $V_{2\text{H}}$ and $(\text{H}_2)_i$ alone cannot explain the formation of LiH in Eq. (1) and as observed in experiment. In the bulk of LiBH_4 , mass (and charge) conservation is required, and therefore $V_{2\text{H}}$ and $(\text{H}_2)_i$ can only be created in the form of a $V_{2\text{H}}-(\text{H}_2)_i$ complex, similar to a Frenkel-pair mechanism for the formation of charged hydrogen and lithium vacancies and interstitials in the bulk as presented in Sec. III. The activation energy associated with this complex is about 1.70 eV, obtained by adding the formation energy of $V_{2\text{H}}-(\text{H}_2)_i$ and the migration barrier of $(\text{H}_2)_i$, with the latter taken from Ref. [35]. This value is comparable to that associated with self-diffusion of H_i^- . The formation of $V_{2\text{H}}-(\text{H}_2)_i$ complexes in the bulk is thus in principle an alternative pathway for hydrogen transport, provided there are no additional barriers involved in the formation of the $V_{2\text{H}}-(\text{H}_2)_i$ pair, an issue not addressed by Hao and Sholl [35]. We note, however, that the decomposition of LiBH_4 via the reaction of Eq. (1) necessarily involves the breaking of B-H bonds, which requires the involvement of a single-atom hydrogen-related point defect (for which we propose H_i^-).

B. Effects of metal additives

It should be noted that the Fermi level μ_e can be shifted away from μ_e^{int} , e.g., as electrically active impurities are incorporated into the material [5–7]. If this occurs, the formation energy, hence concentration, of charged native defects will be enhanced or reduced, depending on how the Fermi level is shifted. For $\mu_e < 4.26$ eV (*cf.* Fig. 4), $V_{\text{BH}_4}^+$ has a lower formation energy than $V_{\text{BH}_3}^0$, and is thus expected to be the dominant defect involved in boron mass transport. Lowering μ_e in this range will lead to an increase (decrease) in the activation energy associated with H_i^- ($V_{\text{BH}_4}^+$). Since the diffusion of H_i^- is the rate-limiting step, this will increase the activation energy for decomposition. Increasing μ_e , on the other hand, will decrease the activation energy. For $\mu_e > 4.26$ eV, $V_{\text{BH}_3}^0$ is the dominant boron-related defect. Since the activation energy associated with $V_{\text{BH}_3}^0$ is independent of μ_e , lowering (increasing) μ_e in this range will only increase (decrease) the activation energy associated with H_i^- .

As reported previously [6], transition impurities such as Ti, Zr, Fe, Ni, Pd, Pt, and Zn can be electrically

active in LiBH_4 and effective in shifting the Fermi level. For example, we have found that, once Ti is incorporated into LiBH_4 at a certain lattice site with a concentration higher than that of the charged native defects, the Fermi level of the system will be determined by this impurity (hereafter referred to as μ_e^{ext} , the Fermi-level position determined by extrinsic impurities), which is at 4.16 eV (if Ti is incorporated on the B site), 4.37 eV (on the Li site), or 4.81 eV (at interstitial sites) [6]. In light of the mechanism proposed above, Ti is effective in lowering the decomposition activation energy, hence enhancing the kinetics, if incorporated on the Li site or at interstitial sites (where $\mu_e^{\text{ext}} > \mu_e^{\text{int}} \equiv 4.32$ eV), and ineffective if incorporated on the B site (where $\mu_e^{\text{ext}} < \mu_e^{\text{int}}$). Zr is expected to also enhance the kinetics of LiBH_4 because we find that the incorporation of Zr on the Li and B sites and at the interstitial sites give rise to $\mu_e^{\text{ext}} = 4.60, 4.44,$ and 4.45 eV [6], which are all higher than μ_e^{int} . On the other hand, we find that Fe, Ni, Pd, Pt, and Zn give rise to $\mu_e^{\text{ext}} < \mu_e^{\text{int}}$ [6], and are thus expected not to be effective additives. These impurities may, however, lower the formation energy of $V_{\text{BH}_4}^+$ and thus enhance the release of BH_3 and probably reduce the onset decomposition temperature.

Experimentally, it has been found that Ti- and Zn-containing additives such as TiO_2 [36], TiCl_3 or TiF_3 [37, 38], and ZnF_2 are effective in enhancing the kinetics [37], whereas FeCl_3 is ineffective [37]. Our results are therefore in agreement with the available experimental data in the case of Ti and Fe, whereas there is a disagreement in the case of Zn. One possible explanation for this discrepancy is that we have not yet investigated all possible interactions between Zn and the constituents of the host material. The halogen anion in ZnF_2 may also play a role, as it was reported to be the case for titanium halides [38]. Finally, the addition of Ni to nanoconfined LiBH_4 has been found to slightly lower the onset temperature of hydrogen release but does not have a significant effect on the hydrogen desorption [39], which appears to be consistent with our conclusions for Ni discussed above. Note that it was reported more recently that mixing or ball milling of LiBH_4 with FeCl_2 resulted in a significant decrease in the decomposition temperature [40], which seems to contradict to the previous report of LiBH_4 mixing with FeCl_3 [37]. Further theoretical and experimental studies are therefore needed to clarify this situation.

It is important to note that the incorporation of metal

impurities and the formation of native point defects are processes that are very distinct and occur in different stages of preparation or use of the material. The point defects are formed during decomposition, in a process that is close to equilibrium, such that their concentration will be determined by their formation energy – which is quite low, as seen in Table I. The metal impurities, on the other hand, are incorporated during initial processing of the material, often in a process such as ball milling, which can be highly energetic and potentially introduce impurities in non-equilibrium concentrations not directly related to their formation energy. This allows for incorporation of impurities with formation energies higher than those of the point defects.

V. SUMMARY

We have carried out a comprehensive first-principles study of native point defects and defect complexes in LiBH_4 . We find that lithium vacancies and interstitials have low formation energies and are highly mobile. These defects can participate in lithium-ion conduction, and act as accompanying defects in hydrogen and boron mass transport. We have proposed a specific mechanism for the decomposition of LiBH_4 that involves the formation and migration of H_i^- , $V_{\text{BH}_4}^+$, $V_{\text{BH}_3}^0$, and $(\text{Li}_i^+, V_{\text{Li}}^-)$ in the bulk LiBH_4 . Based on this atomistic mechanism, we explain the decomposition and dehydrogenation, the rate-limiting step in hydrogen desorption kinetics, and the effects of metal additives on the kinetics of LiBH_4 .

Acknowledgments

This work was supported by General Motors Corporation and by the U.S. Department of Energy (Grant No. DE-FG02-07ER46434). It made use of NERSC resources supported by the DOE Office of Science under Contract No. DE-AC02-05CH11231 and of the CNSI Computing Facility under NSF Grant No. CHE-0321368. The writing of this paper was partly supported by the Naval Research Laboratory through Grant No. NRL-N00173-08-G001.

-
- [1] Züttel A, Wenger P, Rentsch S, Sudan P, Mauron P, Emmenegger C. LiBH_4 a new hydrogen storage material. *J Power Sources* 2003; 118:1–7.
 - [2] Mauron P, Buchter F, Friedrichs O, Remhof A, Bielman M, Zwicky CN, Züttel A. Stability and reversibility of LiBH_4 . *J Phys Chem B* 2008; 112:906–910.
 - [3] Li HW, Yan Y, Orimo SI, Züttel A, Jensen CM. Recent progress in metal borohydrides for hydrogen storage. *Energies* 2011; 4:185–214.
 - [4] Li C, Peng P, Zhou DW, Wan L. Research progress in LiBH_4 for hydrogen storage: A review. *Int J Hydrogen Energy* 2011; 36:14512–14526.
 - [5] Peles A, Van de Walle CG. Role of charged defects and impurities in kinetics of hydrogen storage materials: A first-principles study. *Phys Rev B* 2007; 76:214101.
 - [6] Hoang K, Van de Walle CG. Hydrogen-related defects and the role of metal additives in the kinetics of complex hydrides: A first-principles study. *Phys Rev B* 2009;

- 80:214109.
- [7] Wilson-Short GB, Janotti A, Hoang K, Peles A, Van de Walle CG. First-principles study of the formation and migration of native defects in NaAlH₄. *Phys Rev B* 2009; 80:224102.
- [8] Hoang K, Janotti A, Van de Walle CG. The particle-size dependence of the activation energy for decomposition of lithium amide. *Angew Chem Int Ed* 2011; 50:10170–10173.
- [9] Soulié JP, Renaudin G, Cerný R, Yvon K. Lithium borohydride LiBH₄: I. Crystal structure. *J Alloys Compd* 2002; 346:200–205.
- [10] Kostka J, Lohstroh W, Fichtner M, Hahn H. Diborane release from LiBH₄/silica-gel mixtures and the effect of additives. *J Phys Chem C* 2007; 111:14026–14029.
- [11] Friedrichs O, Remhof A, Hwang SJ, Züttel A. Role of Li₂B₁₂H₁₂ for the formation and decomposition of LiBH₄. *Chem Mater* 2010; 22:3265–3268.
- [12] Orimo SI, Nakamori Y, Ohba N, Miwa K, Aoki M, Towata SI, Züttel A. Experimental studies on intermediate compound of LiBH₄. *Appl Phys Lett* 2006; 89:021920.
- [13] Hwang SJ, Bowman RC, Reiter JW, Rijssenbeek J, Soloveichik GL, Zhao JC, Kabbour H, Ahn CC. NMR confirmation for formation of [B₁₂H₁₂]²⁻ complexes during hydrogen desorption from metal borohydrides. *J Phys Chem C* 2008; 112:3164–3169.
- [14] Borgschulte A, Züttel A, Hug P, Racu AM, Schoenes J. Hydrogen-deuterium exchange in bulk LiBH₄. *J Phys Chem A* 2008; 112:4749–4753.
- [15] Shane DT, Bowman RC, Conradi MS. Exchange of hydrogen atoms between BH₄ in LiBH₄. *J Phys Chem C* 2009; 113:5039–5042.
- [16] Gremaud R, Lodziana Z, Hug P, Willenberg B, Racu AM, Schoenes J, Ramirez-Cuesta AJ, Clark SJ, Refson K, Züttel A, Borgschulte A. Evidence for hydrogen transport in deuterated LiBH₄ from low-temperature Raman-scattering measurements and first-principles calculations. *Phys Rev B* 2009; 80:100301.
- [17] Borgschulte A, Gremaud R, Lodziana Z, Züttel A. Hydrogen tracer diffusion in LiBH₄ measured by spatially resolved Raman spectroscopy. *Phys Chem Chem Phys* 2010; 12:5061–5066.
- [18] Pendolino F, Mauron P, Borgschulte A, Züttel A. Effect of boron on the activation energy of the decomposition of LiBH₄. *J Phys Chem C* 2009; 113:17231–17234.
- [19] Choudhury P, Srinivasan SS, Bhethanabotla VR, Goswami Y, McGrath K, Stefanakos EK. Nano-Ni doped Li-Mn-B-H system as a new hydrogen storage candidate. *Int J Hydrogen Energy* 2009; 34:6325–6334.
- [20] Varin RA, Zbroniec L. The effects of ball milling and nanometric nickel additive on the hydrogen desorption from lithium borohydride and manganese chloride (3LiBH₄ + MnCl₂) mixture. *Int J Hydrogen Energy* 2010; 35:3588–3597.
- [21] Perdew JP, Burke K, Ernzerhof M. Generalized gradient approximation made simple. *Phys Rev Lett* 1996; 77:3865–3868.
- [22] Blöchl PE. Projector augmented-wave method. *Phys Rev B* 1994; 50:17953–17979.
- [23] Kresse G, Joubert D. From ultrasoft pseudopotentials to the projector augmented-wave method. *Phys Rev B* 1999; 59:1758–1775.
- [24] Kresse G, Hafner J. Ab initio molecular dynamics for liquid metals. *Phys Rev B* 1993; 47:558–561.
- [25] Kresse G, Furthmüller J. Efficient iterative schemes for ab initio total-energy calculations using a plane-wave basis set. *Phys Rev B* 1996; 54:11169–11186.
- [26] Kresse G, Furthmüller J. Efficiency of ab-initio total energy calculations for metals and semiconductors using a plane-wave basis set. *Comput Mat Sci* 1996; 6:15–50.
- [27] Monkhorst HJ, Pack JD. Special points for brillouin-zone integrations. *Phys Rev B* 1976; 13:5188–5192.
- [28] Henkelman G, Uberuaga BP, Jónsson H. A climbing image nudged elastic band method for finding saddle points and minimum energy paths. *J Chem Phys* 2000; 113:9901–9904.
- [29] Van de Walle CG, Neugebauer J. First-principles calculations for defects and impurities: Applications to III-nitrides. *J Appl Phys* 2004; 95:3851–3879.
- [30] Janotti A, Van de Walle CG. Fundamentals of zinc oxide as a semiconductor. *Rep Prog Phys* 2009; 72:126501.
- [31] Hemmes H, Driessen A, Griessen R. Thermodynamic properties of hydrogen at pressures up to 1 Mbar and temperatures between 100 and 1000K. *J Phys C: Solid State Phys* 1986; 19:3571.
- [32] Watkins GD. Negative-*U* properties for defects in solids. *Festkörperprobleme: Adv Solid State Phys* 1984; 24:163–189.
- [33] Matsuo M, Nakamori Y, Orimo SI, Maekawa H, Takamura H. Lithium superionic conduction in lithium borohydride accompanied by structural transition. *Appl Phys Lett* 2007; 91:224103.
- [34] Ikeshoji T, Tsuchida E, Morishita T, Ikeda K, Matsuo M, Kawazoe Y, Orimo SI. Fast-ionic conductivity of Li⁺ in LiBH₄. *Phys Rev B* 2011; 83:144301.
- [35] Hao S, Sholl DS. The role of interstitial H₂ in hydrogen diffusion in light metal borohydrides. *Phys Chem Chem Phys* 2009; 11:11106–11109.
- [36] Yu XB, Grant DM, Walker GS. Low-temperature dehydrogenation of LiBH₄ through destabilization with TiO₂. *J Phys Chem C* 2008; 112:11059–11062.
- [37] Au M, Jurgensen AR, Spencer WA, Anton DL, Pinkerton FE, Hwang SJ, Kim C, Bowman RC. Stability and reversibility of lithium borohydrides doped by metal halides and hydrides. *J Phys Chem C* 2008; 112:18661–18671.
- [38] Fang ZZ, Kang XD, Yang ZX, Walker GS, Wang P. Combined effects of functional cation and anion on the reversible dehydrogenation of LiBH₄. *J Phys Chem C* 2011; 115:11839–11845.
- [39] Ngene P, Verkuijlen MHW, Zheng Q, Kragten J, van Bentum PJM, Bitter JH, de Jongh PE. The role of Ni in increasing the reversibility of the hydrogen release from nanoconfined LiBH₄. *Faraday Discuss* 2011; 151:47–58.
- [40] Zhang BJ, Liu BH. Hydrogen desorption from LiBH₄ destabilized by chlorides of transition metal Fe, Co, and Ni. *Int J Hydrogen Energy* 2010; 35:7288–7294.