

Corrections to Scaling Neutrino Mixing: Non-zero θ_{13} , δ_{CP} and Baryon Asymmetry

Rupam Kalita,^{*} Debasish Borah,[†] and Mrinal Kumar Das[‡]

Department of Physics, Tezpur University, Tezpur-784028, India

Abstract

We study a very specific type of neutrino mass and mixing structure based on the idea of Strong Scaling Ansatz (SSA) where the ratios of neutrino mass matrix elements belonging to two different columns are equal. There are three such possibilities, all of which are disfavored by the latest neutrino oscillation data. We focus on the specific scenario which predicts vanishing reactor mixing angle θ_{13} and inverted hierarchy with vanishing lightest neutrino mass. Motivated by several recent attempts to explain non-zero θ_{13} by incorporating corrections to a leading order neutrino mass or mixing matrix giving $\theta_{13} = 0$, here we study the origin of non-zero θ_{13} as well as leptonic Dirac CP phase δ_{CP} by incorporating two different corrections to scaling neutrino mass and mixing: one where type II seesaw acts as a correction to scaling neutrino mass matrix and the other with charged lepton correction to scaling neutrino mixing. Although scaling neutrino mass matrix originating from type I seesaw predicts inverted hierarchy, the total neutrino mass matrix after type II seesaw correction can give rise to either normal or inverted hierarchy. However, charged lepton corrections do not disturb the inverted hierarchy prediction of scaling neutrino mass matrix. We further discriminate between neutrino hierarchies, different choices of lightest neutrino mass and Dirac CP phase by calculating baryon asymmetry and comparing with the observations made by the Planck experiment.

PACS numbers: 14.60.Pq, 11.10.Gh, 11.10.Hi

^{*}Electronic address: rup@tezu.ernet.in

[†]Electronic address: dborah@tezu.ernet.in

[‡]Electronic address: mkdas@tezu.ernet.in

I. INTRODUCTION

Origin of tiny neutrino masses and mixing is one of the most widely studied problems in modern day particle physics. Since the standard model (SM) of particle physics fails to provide an explanation to neutrino masses and mixing, several well motivated beyond standard model (BSM) frameworks have been proposed to account for the tiny neutrino mass observed by several neutrino oscillation experiments [1]. More recently, the neutrino oscillation experiments T2K [2], Double ChooZ [3], Daya-Bay [4] and RENO [5] have also confirmed the earlier results and also made the measurement of neutrino parameters more precise. The latest global fit values for 3σ range of neutrino oscillation parameters [6] are shown in table I. Another global fit study [7] reports the 3σ values as shown in table II.

Parameters	Normal Hierarchy (NH)	Inverted Hierarchy (IH)
$\frac{\Delta m_{21}^2}{10^{-5}\text{eV}^2}$	7.02 – 8.09	7.02 – 8.09
$\frac{ \Delta m_{31}^2 }{10^{-3}\text{eV}^2}$	2.317 – 2.607	2.307 – 2.590
$\sin^2 \theta_{12}$	0.270 – 0.344	0.270 – 0.344
$\sin^2 \theta_{23}$	0.382 – 0.643	0.389 – 0.644
$\sin^2 \theta_{13}$	0.0186 – 0.0250	0.0188 – 0.0251
δ_{CP}	$0 - 2\pi$	$0 - 2\pi$

TABLE I: Global fit 3σ values of neutrino oscillation parameters [6]

Parameters	Normal Hierarchy (NH)	Inverted Hierarchy (IH)
$\frac{\Delta m_{21}^2}{10^{-5}\text{eV}^2}$	7.11 – 8.18	7.11 – 8.18
$\frac{ \Delta m_{31}^2 }{10^{-3}\text{eV}^2}$	2.30 – 2.65	2.20 – 2.54
$\sin^2 \theta_{12}$	0.278 – 0.375	0.278 – 0.375
$\sin^2 \theta_{23}$	0.393 – 0.643	0.403 – 0.640
$\sin^2 \theta_{13}$	0.0190 – 0.0262	0.0193 – 0.0265
δ_{CP}	$0 - 2\pi$	$0 - 2\pi$

TABLE II: Global fit 3σ values of neutrino oscillation parameters [7]

Although the 3σ range for the Dirac CP phase δ_{CP} is $0 - 2\pi$, there are two possible best fit values of it found in the literature: 306° (NH), 254° (IH) [6] and 254° (NH), 266° (IH) [7]. It should be noted that the neutrino oscillation experiments only determine two mass squared differences and hence the lightest neutrino mass is still unknown. Cosmology experiments however puts an upper bound on the sum of absolute neutrino masses $\sum_i |m_i| < 0.23$ eV [8]. Within this bound, the lightest neutrino mass can either be zero or very tiny (compared to the other two) giving rise to a hierarchical pattern. Or, the lightest neutrino mass can be of same order as the other two neutrino masses giving rise to a quasi-degenerate type neutrino mass spectrum.

Apart from the issue of lightest neutrino mass and hence the nature of neutrino mass hierarchy, the CP violation in the leptonic sector is also not understood very well. Non-zero CP violation in the leptonic sector can be very significant from cosmology point of view as it could be the origin of matter-antimatter asymmetry in the Universe. The latest data available from Planck mission constrain the baryon asymmetry [8] as

$$Y_B = (8.58 \pm 0.22) \times 10^{-11} \quad (1)$$

Leptogenesis is one of the most promising dynamical mechanism of generating this observed baryon asymmetry in the Universe by generating an asymmetry in the leptonic sector first which later gets converted into baryon asymmetry through $B + L$ violating electroweak sphaleron transitions [9]. As pointed out first by Fukugita and Yanagida [10], the out of equilibrium CP violating decay of heavy Majorana neutrinos provides a natural way to create the required lepton asymmetry. The most notable feature of this mechanism is that it connects two of the most widely studied problems in particle physics: the origin of neutrino mass and the origin of baryon asymmetry. This idea has been explored within several interesting BSM frameworks [11–13]. Recently such a comparative study was done to understand the impact of mass hierarchies, Dirac and Majorana CP phases on the predictions for baryon asymmetry in [14] within the framework of left-right symmetric models.

Motivated by the quest for understanding the origin of neutrino masses and mixing and its relevance in cosmology, we recently studied several models [15] based on the idea of generating non-zero θ_{13} , δ_{CP} and matter-antimatter asymmetry by perturbing generic $\mu - \tau$ symmetric neutrino mass matrix which can be explained dynamically within generic flavor symmetry models. In these works, type I seesaw [16] is assumed to give rise to the $\mu -$

τ symmetric neutrino mass matrix with $\theta_{13} = 0$ whereas type II seesaw [17] acts as a perturbation in order to generate the non-zero reactor mixing angle θ_{13} and also the Dirac CP phase δ_{CP} in some cases. In continuation of our earlier works on exploring the underlying structure of the neutrino mass matrix, in this work we consider a very specific neutrino mass matrix structure proposed few years back by the authors of [18]. The structure of the neutrino mass matrix is based on the idea of strong scaling Ansatz where certain ratios of the elements of neutrino mass matrix are equal. Out of three such possibilities (to be discussed in the next section), one of them predicts $\theta_{13} = 0$ and an inverted hierarchy with vanishing lightest neutrino mass. Such a scaling neutrino mass matrix can also find its origin in specific flavor symmetry models as discussed in [18]. Several phenomenological studies based on the idea of SSA have appeared in [19]. The predictions for neutrino sector similar to the scaling ansatz can also be found in models based on the abelian symmetry $L_e - L_\mu - L_\tau$ [20].

Although inverted hierarchy as predicted by SSA can still be viable, vanishing reactor mixing angle is no longer acceptable after the discovery of non-zero θ_{13} . Generation of non-zero θ_{13} in models based on the idea of SSA have appeared recently in [21]. In this work we study two different possibilities of generating non-zero θ_{13} as well as Dirac CP phase δ_{CP} by incorporating corrections to either the neutrino mass matrix or the leptonic mixing matrix, also known as the Pontecorvo-Maki-Nakagawa-Sakata (PMNS) matrix. In both the cases we assume the origin of scaling neutrino mass matrix in type I seesaw. The required deviation from scaling can either come from a different seesaw mechanism (say, type II seesaw) or from charged lepton (CL) correction. The crucial difference between the two different scenario is that in CL correction, the inverted hierarchy prediction of SSA remains intact whereas with the combination of two different seesaw mechanism both normal and inverted hierarchies can emerge out of the total neutrino mass matrix. We first numerically fit the scaling neutrino mass matrix (from type I seesaw) with neutrino data on two mass squared differences and two angles θ_{12}, θ_{23} (as $\theta_{13} = 0$). Then we derive the necessary perturbation to scaling neutrino mixing by comparing with the full neutrino oscillation data including non-zero θ_{13} . We further constrain the perturbation by demanding successful production of baryon asymmetry through the mechanism of leptogenesis.

This paper is organized as follows. In section II, we briefly discuss the idea of scaling neutrino mass and mixing. In section III, we study the possible deviation from scaling with type II seesaw as well as charged lepton corrections. In section IV, we briefly outline the

idea of leptogenesis and in section V we discuss our numerical analysis. We finally conclude in section VI.

II. STRONG SCALING ANSATZ

According to SSA, ratios of certain elements of the neutrino mass matrix are equal. The stability of such a structure is also guaranteed by the fact that it is not affected by the renormalization group evolution (RGE) equations. Therefore, the scaling which is present in the neutrino mass matrix at seesaw scale is also remains valid at the weak scale as we run the neutrino parameters from seesaw to weak scale under RGE. We denote the neutrino mass matrix and the leptonic mixing matrix U_{PMNS} as

$$M_\nu = \begin{pmatrix} m_{ee} & m_{e\mu} & m_{e\tau} \\ m_{\mu e} & m_{\mu\mu} & m_{\mu\tau} \\ m_{\tau e} & m_{\tau\mu} & m_{\tau\tau} \end{pmatrix}$$

$$U_{\text{PMNS}} = \begin{pmatrix} U_{e1} & U_{e2} & U_{e3} \\ U_{\mu1} & U_{\mu2} & U_{\mu3} \\ U_{\tau1} & U_{\tau2} & U_{\tau3} \end{pmatrix}$$

As noted by the authors of [18], there are three different types of SSA which can be written as

$$\frac{m_{e\mu}}{m_{e\tau}} = \frac{m_{\mu\mu}}{m_{\mu\tau}} = \frac{m_{\tau\mu}}{m_{\tau\tau}} = S \quad (2)$$

$$\frac{m_{ee}}{m_{e\tau}} = \frac{m_{\mu e}}{m_{\mu\tau}} = \frac{m_{\tau e}}{m_{\tau\tau}} = S' \quad (3)$$

$$\frac{m_{ee}}{m_{e\mu}} = \frac{m_{\mu e}}{m_{\mu\mu}} = \frac{m_{\tau e}}{m_{\tau\mu}} = S'' \quad (4)$$

Using (2), we can write the neutrino mass matrix as

$$M_\nu = \begin{pmatrix} A & B & \frac{B}{S} \\ B & D & \frac{D}{S} \\ \frac{B}{S} & \frac{D}{S} & \frac{D}{S^2} \end{pmatrix}, \quad (5)$$

Similarly, for the other two cases (3), (4) one can write down the neutrino mass matrix as

$$M_\nu = \begin{pmatrix} A & B & \frac{A}{S'} \\ B & D & \frac{B}{S'} \\ \frac{A}{S'} & \frac{B}{S'} & \frac{A}{S'^2} \end{pmatrix}, \quad (6)$$

and

$$M_\nu = \begin{pmatrix} A & \frac{A}{S''} & B \\ \frac{A}{S''} & \frac{A}{S''^2} & \frac{B}{S''} \\ B & \frac{B}{S''} & D \end{pmatrix}, \quad (7)$$

One interesting property of the first scaling mass matrix (5) is that it has one of its eigenvalue m_3 zero (rank 2 matrix) and diagonalization of this matrix gives $U_{e3} = 0$. Thus, it gives rise to inverted hierarchy of neutrino mass with $\theta_{13} = 0$. Although such a scenario is now ruled out after the discovery of non-zero θ_{13} , there still exists the possibility of generating non-zero θ_{13} by adding perturbations to the scaling neutrino mass and mixing, given the fact that θ_{13} is still small compared to the other two mixing angles. However, diagonalization of the second scaling matrix (6) gives $U_{\mu 3} = 0$ or $U_{\mu 1} = 0$ depending on the hierarchy of neutrino masses. Similarly, diagonalization of the third scaling matrix (7) gives $U_{\tau 3} = 0$ or $U_{\tau 1} = 0$. The predictions of both the scaling mass matrices obtained using (3) and (4) are not phenomenologically viable. Even if we assume the validity of these two scaling mass matrices at tree level, they will require large corrections in order to generate the correct mixing matrix. Leaving these to future studies, here we focus on the possibility of generating non-zero U_{e3} and hence non-zero θ_{13} by incorporating different corrections to leading order scaling neutrino mass matrix given by (5).

TABLE III: M_{RR} (in GeV) for Type II seesaw correction with $\delta_{CP} = \frac{\pi}{2}$

MODEL	IH $m_3 = 0.065 \text{ eV}$
1 Flavor	$\begin{pmatrix} 6.65934 \times 10^{12} & 3.13846 \times 10^{12} - 1.38275 \times 10^{12}i & 3.66288 \times 10^{12} - 1.66362 \times 10^{12}i \\ 3.13846 \times 10^{12} - 1.38275 \times 10^{12}i & 7.76821 \times 10^{12} - 3.14624 \times 10^9i & -5.74326 \times 10^{11} - 5.85132 \times 10^8i \\ 3.66288 \times 10^{12} - 1.66362 \times 10^{12}i & -5.74326 \times 10^{11} - 5.85132 \times 10^8i & 7.5331 \times 10^{12} + 3.14624 \times 10^9i \end{pmatrix}$
2 Flavor	$\begin{pmatrix} 1.9978 \times 10^{12} & 9.41538 \times 10^{11} - 4.14824 \times 10^{11}i & 1.09886 \times 10^{12} - 4.99085 \times 10^{11}i \\ 9.41538 \times 10^{11} - 4.14824 \times 10^{11}i & 2.33046 \times 10^{12} - 9.43872 \times 10^8i & -1.72298 \times 10^{11} - 1.7554 \times 10^8i \\ 1.09886 \times 10^{12} - 4.99085 \times 10^{11}i & -1.72298 \times 10^{11} - 1.7554 \times 10^8i & 2.25993 \times 10^{12} + 9.43872 \times 10^8i \end{pmatrix}$
3 Flavor	$\begin{pmatrix} 6.65934 \times 10^8 & 3.13846 \times 10^8 - 1.38275 \times 10^8i & 3.66288 \times 10^8 - 1.66362 \times 10^8i \\ 3.13846 \times 10^8 - 1.38275 \times 10^8i & 7.76821 \times 10^8 - 3.14624 \times 10^5i & -5.74326 \times 10^7 - 5.85132 \times 10^4i \\ 3.66288 \times 10^8 - 1.66362 \times 10^8i & -5.74326 \times 10^7 - 5.85132 \times 10^4i & 7.5331 \times 10^8 + 3.14624 \times 10^5i \end{pmatrix}$

TABLE IV: M_{RR} (in GeV) for Type II seesaw correction with $\delta_{CP} = \frac{\pi}{2}$

MODEL	IH $m_3 = 10^{-6}$ eV
1 Flavor	$\begin{pmatrix} 3.66324 \times 10^{12} & 3.14907 \times 10^{12} - 4.63416 \times 10^{11}i & 3.65406 \times 10^{12} - 5.57547 \times 10^{11}i \\ 3.14907 \times 10^{12} - 4.63416 \times 10^{11}i & 3.3088 \times 10^{12} - 5.22573 \times 10^9i & -2.008 \times 10^{12} - 9.71871 \times 10^8i \\ 3.65406 \times 10^{12} - 5.57547 \times 10^{11}i & -2.008 \times 10^{12} - 9.71871 \times 10^8i & 2.54042 \times 10^{12} + 5.22573 \times 10^9i \end{pmatrix}$
2 Flavor	$\begin{pmatrix} 1.09897 \times 10^{12} & 9.44722 \times 10^{11} - 1.39025 \times 10^{11}i & 1.09622 \times 10^{12} - 1.67264 \times 10^{11}i \\ 9.44722 \times 10^{11} - 1.39025 \times 10^{11}i & 9.92639 \times 10^{11} - 1.56772 \times 10^9i & -6.02401 \times 10^{11} - 2.91561 \times 10^8i \\ 1.09622 \times 10^{12} - 1.67264 \times 10^{11}i & -6.02401 \times 10^{11} - 2.91561 \times 10^8i & 7.62125 \times 10^{11} + 1.56772 \times 10^9i \end{pmatrix}$
3 Flavor	$\begin{pmatrix} 3.66324 \times 10^8 & 3.14907 \times 10^8 - 4.63416 \times 10^7i & 3.65406 \times 10^8 - 5.57547 \times 10^7i \\ 3.14907 \times 10^8 - 4.63416 \times 10^7i & 3.3088 \times 10^8 - 5.22573 \times 10^5i & -2.008 \times 10^8 - 9.71871 \times 10^4i \\ 3.65406 \times 10^8 - 5.57547 \times 10^7i & -2.008 \times 10^8 - 9.71871 \times 10^4i & 2.54042 \times 10^8 + 5.22573 \times 10^5i \end{pmatrix}$

 TABLE V: M_{RR} (in GeV) for Type II seesaw correction with $\delta_{CP} = \frac{\pi}{2}$

MODEL	NH $m_1 = 0.07$ eV
1 Flavor	$\begin{pmatrix} 5.53224 \times 10^{12} & 3.14101 \times 10^{12} - 1.47308 \times 10^{12}i & 3.66076 \times 10^{12} - 1.7723 \times 10^{12}i \\ 3.14101 \times 10^{12} - 1.47308 \times 10^{12}i & 7.93362 \times 10^{12} - 3.64514 \times 10^9i & 9.77698 \times 10^{11} - 6.77917 \times 10^8i \\ 3.66076 \times 10^{12} - 1.7723 \times 10^{12}i & 9.77698 \times 10^{11} - 6.77917 \times 10^8i & 8.27579 \times 10^{12} + 3.64514 \times 10^9i \end{pmatrix}$
2 Flavor	$\begin{pmatrix} 1.65967 \times 10^{12} & 9.42302 \times 10^{11} - 4.41923 \times 10^{11}i & 1.09823 \times 10^{12} - 5.31689 \times 10^{11}i \\ 9.42302 \times 10^{11} - 4.41923 \times 10^{11}i & 2.38008 \times 10^{12} - 1.09354 \times 10^9i & 2.93309 \times 10^{11} - 2.03375 \times 10^8i \\ 1.09823 \times 10^{12} - 5.31689 \times 10^{11}i & 2.93309 \times 10^{11} - 2.03375 \times 10^8i & 2.48274 \times 10^{12} + 1.09354 \times 10^9i \end{pmatrix}$
3 Flavor	$\begin{pmatrix} 5.53224 \times 10^8 & 3.14101 \times 10^8 - 1.47308 \times 10^8i & 3.66076 \times 10^8 - 1.7723 \times 10^8i \\ 3.14101 \times 10^8 - 1.47308 \times 10^8i & 7.93362 \times 10^8 - 364514.i & 9.77698 \times 10^7 - 67791.7i \\ 3.66076 \times 10^8 - 1.7723 \times 10^8i & 9.77698 \times 10^7 - 67791.7i & 8.27579 \times 10^8 + 364514.1i \end{pmatrix}$

III. DEVIATIONS FROM SCALING

As discussed in the previous section, the neutrino mass matrices based on the idea of SSA do not give rise to the correct neutrino mixing pattern. Therefore, the scaling neutrino mass

TABLE VI: M_{RR} (in GeV) for Type II seesaw correction with $\delta_{CP} = \frac{\pi}{2}$

MODEL	NH $m_1 = 10^{-6}$ eV
1 Flavor	$\begin{pmatrix} -9.27517 \times 10^{12} & 3.42428 \times 10^{13} - 4.92222 \times 10^{12}i & 3.42531 \times 10^{13} - 5.92205 \times 10^{12}i \\ 3.42428 \times 10^{13} - 4.92222 \times 10^{12}i & 2.73041 \times 10^{13} - 5.91445 \times 10^{11}i & 2.53726 \times 10^{13} - 1.09996 \times 10^{11}i \\ 3.42531 \times 10^{13} - 5.92205 \times 10^{12}i & 2.53726 \times 10^{13} - 1.09996 \times 10^{11}i & 3.65267 \times 10^{13} + 5.91445 \times 10^{11}i \end{pmatrix}$
2 Flavor	$\begin{pmatrix} -2.78255 \times 10^{11} & 1.02729 \times 10^{12} - 1.47667 \times 10^{11}i & 1.02759 \times 10^{12} - 1.77661 \times 10^{11}i \\ 1.02729 \times 10^{12} - 1.47667 \times 10^{11}i & 8.19122 \times 10^{11} - 1.77434 \times 10^{10}i & 7.61178 \times 10^{11} - 3.29987 \times 10^9i \\ 1.02759 \times 10^{12} - 1.77661 \times 10^{11}i & 7.61178 \times 10^{11} - 3.29987 \times 10^9i & 1.0958 \times 10^{12} + 1.77434 \times 10^{10}i \end{pmatrix}$
3 Flavor	$\begin{pmatrix} -9.27517 \times 10^7 & 3.42428 \times 10^8 - 4.92222 \times 10^7i & 3.42531 \times 10^8 - 5.92205 \times 10^7i \\ 3.42428 \times 10^8 - 4.92222 \times 10^7i & 2.73041 \times 10^8 - 5.91445 \times 10^6i & 2.53726 \times 10^8 - 1.09996 \times 10^6i \\ 3.42531 \times 10^8 - 5.92205 \times 10^7i & 2.53726 \times 10^8 - 1.09996 \times 10^6i & 3.65267 \times 10^8 + 5.91445 \times 10^6i \end{pmatrix}$

or mixing matrix has to be corrected in order to have agreement with neutrino oscillation data. Here we consider two different sources of such corrections to SSA which not only can give rise to correct neutrino mixing but also have different predictions for neutrino mass hierarchy, leptonic Dirac CP phase as well as baryon asymmetry.

A. Deviation from Scaling with Type II Seesaw

Type II seesaw mechanism is the extension of the standard model with a scalar field Δ_L which transforms like a triplet under $SU(2)_L$ and has $U(1)_Y$ charge twice that of lepton doublets. Such a choice of gauge structure allows an additional Yukawa term in the Lagrangian given by $f_{ij} (\ell_{iL}^T C i\sigma_2 \Delta_L \ell_{jL})$. The triplet can be represented as

$$\Delta_L = \begin{pmatrix} \delta_L^+/\sqrt{2} & \delta_L^{++} \\ \delta_L^0 & -\delta_L^+/\sqrt{2} \end{pmatrix}$$

The scalar Lagrangian of the standard model also gets modified after the inclusion of this triplet. Apart from the bilinear and quartic coupling terms of the triplet, there is one trilinear term as well involving the triplet and the standard model Higgs doublet. From the minimization of the scalar potential, the neutral component of the triplet is found to acquire

TABLE VII: m_{LR} (in GeV) for Type II seesaw correction with $\delta_{CP} = \frac{\pi}{2}$

$a = b$	IH $m_3 = 0.065$ eV
1 Flavor	$\begin{pmatrix} 5.99679 - 0.179954i & 5.99679 - 0.179954i & 7.06046 - 0.211873i \\ 5.99679 - 0.179954i & 20.0543 - 7.83146i & -23.6114 - 9.22054i \\ 7.06046 - 0.211873i & -23.6114 - 9.22054i & -27.7994 - 10.856i \end{pmatrix}$
2 Flavor	$\begin{pmatrix} 3.28458 - 0.098565i & 3.28458 - 0.098565i & 3.86717 - 0.116048i \\ 3.28458 - 0.098565i & -10.9842 - 4.28947i & -12.9325 - 5.0503i \\ 3.86717 - 0.116048i & -12.9325 - 5.0503i & -15.2264 - 5.94608i \end{pmatrix}$
3 Flavor	$\begin{pmatrix} 0.0599679 - 0.00179954i & 0.0599679 - 0.00179954i & 0.0706046 - 0.00211873i \\ 0.0599679 - 0.00179954i & -0.200543 - 0.0783146i & -0.236114 - 0.0922054i \\ 0.0706046 - 0.00211873i & -0.236114 - 0.0922054i & -0.277994 - 0.10856i \end{pmatrix}$

a vacuum expectation value (vev) given by

$$\langle \delta_L^0 \rangle = v_L = \frac{\mu_{\Delta H} \langle \phi^0 \rangle^2}{M_\Delta^2} \quad (8)$$

where $\phi^0 = v$ is the neutral component of the electroweak Higgs doublet with vev approximately 10^2 GeV. The trilinear coupling term $\mu_{\Delta H}$ and the mass term of the triplet M_Δ can be taken to be of same order. Thus, M_Δ has to be as high as 10^{14} GeV to give rise to tiny neutrino masses without any fine-tuning of the dimensionless couplings f_{ij} . In the presence of both type I and type II seesaw the neutrino mass can be written as

$$M_\nu = m^{II} + m^I \quad (9)$$

where $m^{II} = f v_L$ is the type II seesaw contribution and $m^I = m_{LR} M_{RR}^{-1} m_{LR}^T$ is the type I seesaw term with m_{LR}, M_{RR} being Dirac and Majorana neutrino mass matrices respectively. We assume the type I seesaw to give rise to scaling neutrino mass matrix. We then introduce the type II seesaw term as a correction to the scaling neutrino mass matrix and constrain the type II seesaw term from the requirement of generating correct value of θ_{13} as well as

TABLE VIII: m_{LR} (in GeV) for Type II seesaw correction with $\delta_{CP} = \frac{\pi}{2}$

$a = b$	IH $m_3 = 10^{-6}$ eV
1 Flavor	$\begin{pmatrix} 6.20838 + 0.177014i & 6.20838 + 0.177014i & 7.30957 + 0.208411i \\ 6.20838 + 0.177014i & 44.2529 - 72.3072i & 52.1021 - 85.1326i \\ 7.30957 + 0.208411i & 52.1021 - 85.1326i & 61.3436 - 100.233i \end{pmatrix}$
2 Flavor	$\begin{pmatrix} 3.40047 + 0.0969544i & 3.40047 + 0.0969544i & 4.00362 + 0.114151i \\ 3.40047 + 0.0969544i & 24.2383 - 39.6043i & 28.5375 - 46.629i \\ 4.00362 + 0.114151i & 28.5375 - 46.629i & 33.5993 - 54.8997i \end{pmatrix}$
3 Flavor	$\begin{pmatrix} 0.0620838 + 0.00177014i & 0.0620838 + 0.00177014i & 0.0730957 + 0.00208411i \\ 0.0620838 + 0.00177014i & 0.442529 - 0.723072i & 0.521021 - 0.851326i \\ 0.0730957 + 0.00208411i & 0.521021 - 0.851326i & 0.613436 - 1.00233i \end{pmatrix}$

baryon asymmetry. One interesting property of scaling is that type I seesaw can give rise to scaling neutrino mass matrix irrespective of the right handed Majorana mass matrix M_{RR} , if Dirac neutrino mass matrix m_{LR} obeys scaling. As we discuss in section V, this property of scaling allows us to derive the type II seesaw correction as well as the Dirac neutrino mass matrix.

B. Deviation from Scaling with Charged Lepton Correction

The scaling neutrino mass matrix we discuss here, given by equation (5) predicts $m_3 = 0$ and $\theta_{13} = 0$. In the previous subsection, type II seesaw correction to scaling neutrino mass was discussed which not only can result in non-zero θ_{13} but also can give rise to non-zero m_3 . Since, an inverted hierarchical neutrino mass pattern with $m_3 = 0$ is still allowed by neutrino oscillation data, one can generate non-zero θ_{13} by incorporating corrections to the leptonic mixing matrix only without affecting the scaling neutrino mass matrix. The PMNS leptonic mixing matrix is related to the diagonalizing matrices of neutrino and charged lepton mass

TABLE IX: m_{LR} (in GeV) for Type II seesaw correction with $\delta_{CP} = \frac{\pi}{2}$

$b = d$	IH $m_3 = 0.065$ eV
1 Flavor	$\begin{pmatrix} -64.8942 - 43.2459i & -0.112269 - 3.74126i & -0.132183 - 4.40486i \\ -0.112269 - 3.74126i & -0.112269 - 3.74126i & -0.132183 - 4.40486i \\ -0.132183 - 4.40486i & -0.132183 - 4.40486i & -0.155628 - 5.18616i \end{pmatrix}$
2 Flavor	$\begin{pmatrix} -35.544 - 23.6868i & -0.0614925 - 2.04917i & -0.0723996 - 2.41264i \\ -0.0614925 - 2.04917i & -0.0614925 - 2.04917i & -0.0723996 - 2.41264i \\ -0.0723996 - 2.41264i & -0.0723996 - 2.41264i & -0.0852412 - 2.84058i \end{pmatrix}$
3 Flavor	$\begin{pmatrix} -0.648942 - 0.432459i & -0.00112269 - 0.0374126i & -0.00132183 - 0.0440486i \\ -0.00112269 - 0.0374126i & -0.00112269 - 0.0374126i & -0.00132183 - 0.0440486i \\ -0.00132183 - 0.0440486i & -0.00132183 - 0.0440486i & -0.00155628 - 0.0518616i \end{pmatrix}$

matrices U_ν, U_l respectively, as

$$U_{\text{PMNS}} = U_l^\dagger U_\nu \quad (10)$$

The PMNS mixing matrix can be parametrized as

$$U_{\text{PMNS}} = \begin{pmatrix} c_{12}c_{13} & s_{12}c_{13} & s_{13}e^{-i\delta} \\ -s_{12}c_{23} - c_{12}s_{23}s_{13}e^{i\delta} & c_{12}c_{23} - s_{12}s_{23}s_{13}e^{i\delta} & s_{23}c_{13} \\ s_{12}s_{23} - c_{12}c_{23}s_{13}e^{i\delta} & -c_{12}s_{23} - s_{12}c_{23}s_{13}e^{i\delta} & c_{23}c_{13} \end{pmatrix} \quad (11)$$

where $c_{ij} = \cos \theta_{ij}$, $s_{ij} = \sin \theta_{ij}$ and δ is the Dirac CP phase. If U_ν originates from scaling neutrino mass matrix given by type I seesaw, then for diagonal charged lepton mass matrix, both the reactor mixing angle θ_{13} and the leptonic Dirac CP phase δ vanish. However, a non-trivial charged lepton mixing matrix U_l can result in correct leptonic mixing matrix U_{PMNS} even if U_ν predicts $\theta_{13} = 0$. As discussed in the section on numerical analysis [V](#), we constrain the charged lepton mass matrix by demanding the generation of correct θ_{13} required by neutrino oscillation data and also the correct value of δ_{CP} in order to produce correct baryon asymmetry.

TABLE X: m_{LR} (in GeV) for Type II seesaw correction with $\delta_{CP} = \frac{\pi}{2}$

$b = d$	IH $m_3 = 10^{-6}$ eV
1 Flavor	$\begin{pmatrix} -4.28715 - 25.1506i & 0.110435 - 3.87326i & 0.130023 - 4.56027i \\ 0.110435 - 3.87326i & 0.110435 - 3.87326i & 0.130023 - 4.56027i \\ 0.130023 - 4.56027i & 0.130023 - 4.56027i & 0.153085 - 5.36914i \end{pmatrix}$
2 Flavor	$\begin{pmatrix} -2.34817 - 13.7755i & 0.0604877 - 2.12147i & 0.0712165 - 2.49777i \\ 0.0604877 - 2.12147i & 0.0604877 - 2.12147i & 0.0712165 - 2.49777i \\ 0.0712165 - 2.49777i & 0.0712165 - 2.49777i & 0.0838483 - 2.9408i \end{pmatrix}$
3 Flavor	$\begin{pmatrix} 0.0428715 + 0.251506i & -0.00110435 + 0.0387326i & -0.00130023 + 0.0456027i \\ -0.00110435 + 0.0387326i & -0.00130023 + 0.0456027i & -0.00130023 + 0.0456027i \\ -0.00130023 + 0.0456027i & -0.00130023 + 0.0456027i & -0.00153085 + 0.0536914i \end{pmatrix}$

IV. LEPTOGENESIS

As mentioned earlier, leptogenesis is the mechanism where a non-zero lepton asymmetry is generated by out of equilibrium, CP violating decay of a heavy particle which later gets converted into baryon asymmetry through electroweak sphaleron transitions. In a model with both type I and type II seesaw mechanisms at work, such lepton asymmetry can be generated either by the decay of the right handed neutrinos or the heavy scalar triplet. For simplicity, here we consider only the right handed neutrino decay as the source of lepton asymmetry. One can justify this assumption in those models where type I seesaw is dominating and type II seesaw is sub-leading giving rise to a Higgs triplet heavier than the lightest right handed neutrino. The lepton asymmetry from the decay of right handed neutrino into leptons and Higgs scalar in a model with only type I seesaw is given by

$$\epsilon_{N_k} = \sum_i \frac{\Gamma(N_k \rightarrow L_i + H^*) - \Gamma(N_k \rightarrow \bar{L}_i + H)}{\Gamma(N_k \rightarrow L_i + H^*) + \Gamma(N_k \rightarrow \bar{L}_i + H)} \quad (12)$$

In a hierarchical pattern of heavy right handed neutrinos, it is sufficient to consider the decay of the lightest right handed neutrino N_1 . Following the notations of [12], the lepton

TABLE XI: m_{LR} (in GeV) for Type II seesaw correction with $\delta_{LR} = \frac{\pi}{2}$

$a = b$	NH $m_1 = 0.07 \text{ eV}$
1 Flavor	$\begin{pmatrix} 6.36821 - 0.52521i & 6.36821 - 0.52521i & 7.49775 - 0.618368i \\ 6.36821 - 0.52521i & -31.387 - 5.45116i & -36.9542 - 6.41805i \\ 7.49775 - 0.618368i & -36.9542 - 6.41805i & -43.5088 - 7.55643i \end{pmatrix}$
2 Flavor	$\begin{pmatrix} 3.48801 - 0.28767i & 3.48801 - 0.28767i & 4.10669 - 0.338694i \\ 3.48801 - 0.28767i & -17.1914 - 2.98572i & -20.2406 - 3.51531i \\ 4.10669 - 0.338694i & -20.2406 - 3.51531i & -23.8308 - 4.13883i \end{pmatrix}$
3 Flavor	$\begin{pmatrix} 0.0636821 - 0.0052521i & 0.0636821 - 0.0052521i & 0.0749775 - 0.00618368i \\ 0.0636821 - 0.0052521i & -0.31387 - 0.0545116i & -0.369542 - 0.0641805i \\ 0.0749775 - 0.00618368i & -0.369542 - 0.0641805i & -0.435088 - 0.0755643i \end{pmatrix}$

asymmetry arising from the decay of N_1 in the presence of type I seesaw only can be written as

$$\begin{aligned} \epsilon_1^\alpha &= \frac{1}{8\pi v^2} \frac{1}{(m_{LR}^\dagger m_{LR})_{11}} \sum_{j=2,3} \text{Im}[(m_{LR}^*)_{\alpha 1} (m_{LR}^\dagger m_{LR})_{1j} (m_{LR})_{\alpha j}] g(x_j) \\ &+ \frac{1}{8\pi v^2} \frac{1}{(m_{LR}^\dagger m_{LR})_{11}} \sum_{j=2,3} \text{Im}[(m_{LR}^*)_{\alpha 1} (m_{LR}^\dagger m_{LR})_{j1} (m_{LR})_{\alpha j}] \frac{1}{1-x_j} \end{aligned} \quad (13)$$

where $v = 174 \text{ GeV}$ is the vev of the Higgs doublet responsible for breaking the electroweak symmetry,

$$g(x) = \sqrt{x} \left(1 + \frac{1}{1-x} - (1+x) \ln \frac{1+x}{x} \right)$$

and $x_j = M_j^2/M_1^2$. The second term in the expression for ϵ_1^α above vanishes when summed over all the flavors $\alpha = e, \mu, \tau$. The sum over all flavors can be written as

$$\epsilon_1 = \frac{1}{8\pi v^2} \frac{1}{(m_{LR}^\dagger m_{LR})_{11}} \sum_{j=2,3} \text{Im}[(m_{LR}^\dagger m_{LR})_{1j}^2] g(x_j) \quad (14)$$

TABLE XII: m_{LR} (in GeV) for Type II seesaw correction with $\delta_{CP} = \frac{\pi}{2}$

$a = b$	NH $m_1 = 10^{-6}$ eV
1 Flavor	$\begin{pmatrix} 16.3451 - 0.40342i & 16.3451 - 0.40342i & 19.2442 - 0.474975i \\ 16.3451 - 0.40342i & -59.0353 + 7.20559i & -69.5065 + 8.48366i \\ 19.2442 - 0.474975i & -69.5065 + 8.48366i & -81.8351 + 9.98843i \end{pmatrix}$
2 Flavor	$\begin{pmatrix} 2.83105 - 0.0698744i & 2.83105 - 0.0698744i & 3.33319 - 0.0822681i \\ 2.83105 - 0.0698744i & -10.2252 + 1.24804i & -12.0389 + 1.46941i \\ 3.33319 - 0.0822681i & -12.0389 + 1.46941i & -14.1742 + 1.73005i \end{pmatrix}$
3 Flavor	$\begin{pmatrix} 0.0516876 - 0.00127573i & 0.0516876 - 0.00127573i & 0.0608555 - 0.001502i \\ 0.0516876 - 0.00127573i & -0.186686 + 0.0227861i & -0.219799 + 0.0268277i \\ 0.0608555 - 0.001502i & -0.219799 + 0.0268277i & -0.258785 + 0.0315862i \end{pmatrix}$

From the lepton asymmetry ϵ_1 given by the expression above, the corresponding baryon asymmetry can be obtained by

$$Y_B = c\kappa \frac{\epsilon}{g_*} \quad (15)$$

through sphaleron processes [9] at electroweak phase transition. Here the factor c is measure of the fraction of lepton asymmetry being converted into baryon asymmetry and is approximately equal to -0.55 . On the other hand, κ is the dilution factor due to wash-out process which erase the asymmetry generated and can be parametrized as [22]

$$\begin{aligned} -\kappa &\simeq \sqrt{0.1K} \exp[-4/(3(0.1K)^{0.25})], \quad \text{for } K \geq 10^6 \\ &\simeq \frac{0.3}{K(\ln K)^{0.6}}, \quad \text{for } 10 \leq K \leq 10^6 \\ &\simeq \frac{1}{2\sqrt{K^2 + 9}}, \quad \text{for } 0 \leq K \leq 10. \end{aligned} \quad (16)$$

where K is given as

$$K = \frac{\Gamma_1}{H(T = M_1)} = \frac{(m_{LR}^\dagger m_{LR})_{11} M_1}{8\pi v^2} \frac{M_{Pl}}{1.66\sqrt{g_*} M_1^2}$$

TABLE XIII: m_{LR} (in GeV) for Type II seesaw correction with $\delta_{CP} = \frac{\pi}{2}$

$b = d$	NH $m_1 = 0.07 \text{ eV}$
1 Flavor	$\begin{pmatrix} -30.1242 - 65.0884i & 0.327667 - 3.97298i & -0.385786 - 4.67768i \\ 0.327667 - 3.97298i & 0.327667 - 3.97298i & -0.385786 - 4.67768i \\ -0.385786 - 4.67768i & -0.385786 - 4.67768i & -0.454214 - 5.50737i \end{pmatrix}$
2 Flavor	$\begin{pmatrix} 16.4997 + 35.6504i & 0.17947 + 2.17609i & 0.211304 + 2.56207i \\ 0.17947 + 2.17609i & 0.17947 + 2.17609i & 0.211304 + 2.56207i \\ 0.211304 + 2.56207i & 0.211304 + 2.56207i & 0.248783 + 3.01651i \end{pmatrix}$
3 Flavor	$\begin{pmatrix} -0.301242 - 0.650884i & -0.00327667 - 0.0397298i & -0.00385786 - 0.0467768i \\ -0.00327667 - 0.0397298i & -0.00327667 - 0.0397298i & -0.00385786 - 0.0467768i \\ -0.00385786 - 0.0467768i & -0.00385786 - 0.0467768i & -0.00454214 - 0.0550737i \end{pmatrix}$

Here Γ_1 is the decay width of N_1 and $H(T = M_1)$ is the Hubble constant at temperature $T = M_1$. The factor g_* is the effective number of relativistic degrees of freedom at temperature $T = M_1$ and is approximately 110.

We note that the lepton asymmetry shown in equation (14) is obtained by summing over all the flavors $\alpha = e, \mu, \tau$. A non-vanishing lepton asymmetry is generated only when the right handed neutrino decay is out of equilibrium. Otherwise both the forward and the backward processes will happen at the same rate resulting in a vanishing asymmetry. Departure from equilibrium can be estimated by comparing the interaction rate with the expansion rate of the Universe. At very high temperatures ($T \geq 10^{12}\text{GeV}$) all charged lepton flavors are out of equilibrium and hence all of them behave similarly resulting in the one flavor regime. However at temperatures $T < 10^{12} \text{ GeV}$ ($T < 10^9\text{GeV}$), interactions involving tau (muon) Yukawa couplings enter equilibrium and flavor effects become important [23]. Taking these flavor effects into account, the final baryon asymmetry is given by

$$Y_B^{2flavor} = \frac{-12}{37g^*} \left[\epsilon_2 \eta \left(\frac{417}{589} \tilde{m}_2 \right) + \epsilon_1^\tau \eta \left(\frac{390}{589} \tilde{m}_\tau \right) \right]$$

TABLE XIV: m_{LR} (in GeV) for Type II seesaw correction with $\delta_{CP} = \frac{\pi}{2}$

$b = d$	NH $m_1 = 10^{-6}$ eV
1 Flavor	$\begin{pmatrix} 141.819 - 379.178i & -0.251684 - 10.1973i & -0.296326 - 12.006i \\ -0.251684 - 10.1973i & -0.251684 - 10.1973i & -0.296326 - 12.006i \\ -0.296326 - 12.006i & -0.296326 - 12.006i & -0.348886 - 14.1356i \end{pmatrix}$
2 Flavor	$\begin{pmatrix} 24.5637 - 65.6755i & -0.043593 - 1.76623i & -0.0513252 - 2.0795i \\ -0.043593 - 1.76623i & -0.043593 - 1.76623i & -0.0513252 - 2.0795i \\ -0.0513252 - 2.0795i & -0.0513252 - 2.0795i & -0.0604289 - 2.44835i \end{pmatrix}$
3 Flavor	$\begin{pmatrix} 0.44847 - 1.19906i & -0.000795896 - 0.0322467i & -0.000937066 - 0.0379664i \\ -0.000795896 - 0.0322467i & -0.000795896 - 0.0322467i & -0.000937066 - 0.0379664i \\ -0.000937066 - 0.0379664i & -0.000937066 - 0.0379664i & -0.00110328 - 0.0447006i \end{pmatrix}$

 TABLE XV: Values of δ_{CP} giving correct Y_B for inverted hierarchy with Type II seesaw correction to scaling

Model		δ_{CP} (radian) for a=b	δ_{CP} (radian) for b=d
1 Flavor	$m_3 = 0.065$ eV	0.0797 - 0.0848, 3.0316 - 3.0379	0.6069 - 0.6270, 2.3147 - 2.3329
	$m_3 = 10^{-6}$ eV	-	2.9009 - 2.9135, 5.8779 - 5.9099
2 Flavor	$m_3 = 0.065$ eV	3.6612 - 3.6963, 5.9017 - 5.9306	0.0025 - 0.0031, 2.6778 - 2.6797
	$m_3 = 10^{-6}$ eV	-	0.3537 - 0.3757, 2.8582 - 2.8739
3 Flavor	$m_3 = 0.065$ eV	-	-
	$m_3 = 10^{-6}$ eV	-	-

$$Y_B^{3flavor} = \frac{-12}{37g^*} \left[\epsilon_1^e \eta \left(\frac{151}{179} \tilde{m}_e \right) + \epsilon_1^\mu \eta \left(\frac{344}{537} \tilde{m}_\mu \right) + \epsilon_1^\tau \eta \left(\frac{344}{537} \tilde{m}_\tau \right) \right]$$

where $\epsilon_2 = \epsilon_1^e + \epsilon_1^\mu$, $\tilde{m}_2 = \tilde{m}_e + \tilde{m}_\mu$, $\tilde{m}_\alpha = \frac{(m_{LR}^*)_{\alpha 1} (m_{LR})_{\alpha 1}}{M_1}$. The function η is given by

$$\eta(\tilde{m}_\alpha) = \left[\left(\frac{\tilde{m}_\alpha}{8.25 \times 10^{-3} \text{eV}} \right)^{-1} + \left(\frac{0.2 \times 10^{-3} \text{eV}}{\tilde{m}_\alpha} \right)^{-1.16} \right]^{-1}$$

In the presence of an additional scalar triplet, the right handed neutrino can also decay

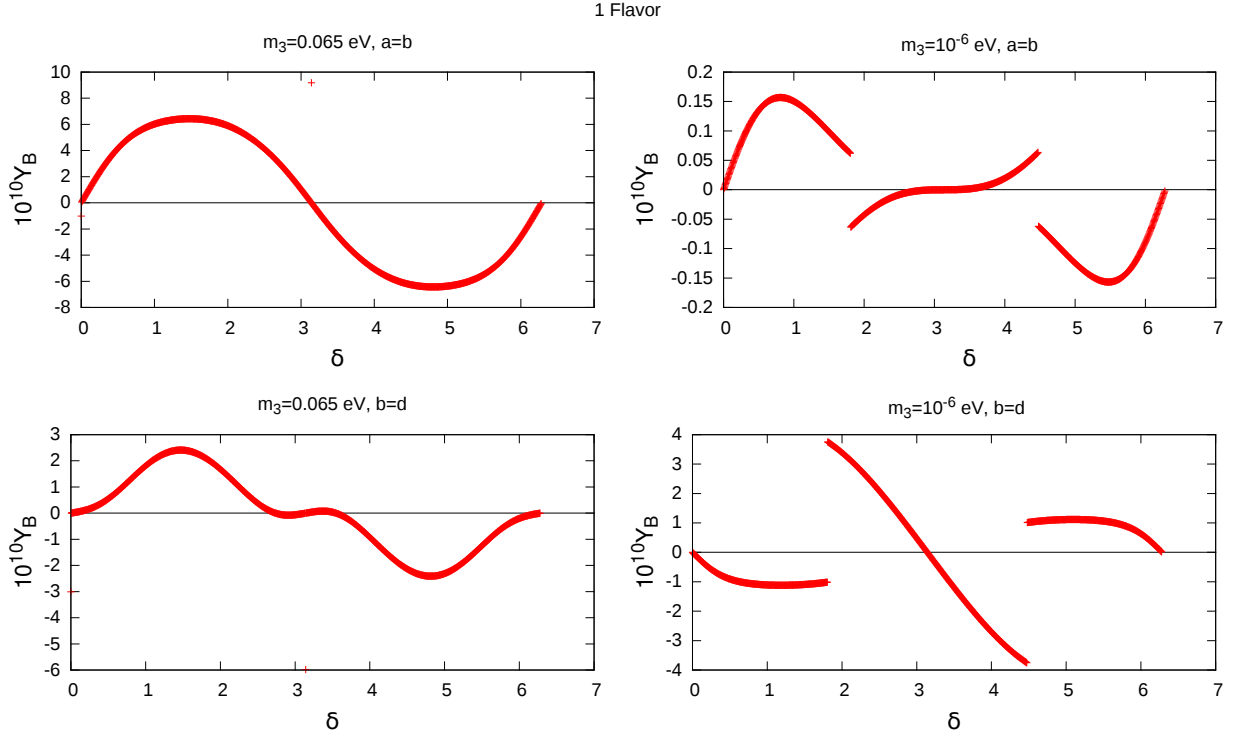


FIG. 1: Baryon asymmetry in one flavor regime as a function of δ_{CP} for inverted hierarchy with type II seesaw correction to scaling

TABLE XVI: Values of δ_{CP} giving correct Y_B for normal hierarchy with Type II seesaw correction to scaling

Model		δ_{CP} (radian) for a=b	δ_{CP} (radian) for b=d
1 Flavor	$m_1 = 0.07$ eV	3.1648 – 3.1660, 6.2561 – 6.2574	0.3348 – 0.3518, 2.6760 – 2.6998
	$m_1 = 10^{-6}$ eV	0.0659 – 0.0697, 2.9285 – 2.9411	–
2 Flavor	$m_1 = 0.07$ eV	0.1017 – 0.1086, 3.0486 – 3.0542	0.0245 – 0.0263, 3.0963 – 3.0988
	$m_1 = 10^{-6}$ eV	–	–
3 Flavor	$m_1 = 0.07$ eV	–	–
	$m_1 = 10^{-6}$ eV	–	–

through a virtual triplet. The contribution of this diagram to lepton asymmetry can be estimated as [24]

$$\epsilon_{\Delta 1}^{\alpha} = -\frac{M_1}{8\pi v^2} \frac{\sum_{j=2,3} \text{Im}[(m_{LR})_{1j}(m_{LR})_{1\alpha}(M_{\nu}^{II*})_{j\alpha}]}{\sum_{j=2,3} |(m_{LR})_{1j}|^2} \quad (17)$$

We use these expressions to calculate the baryon asymmetry in our numerical analysis section

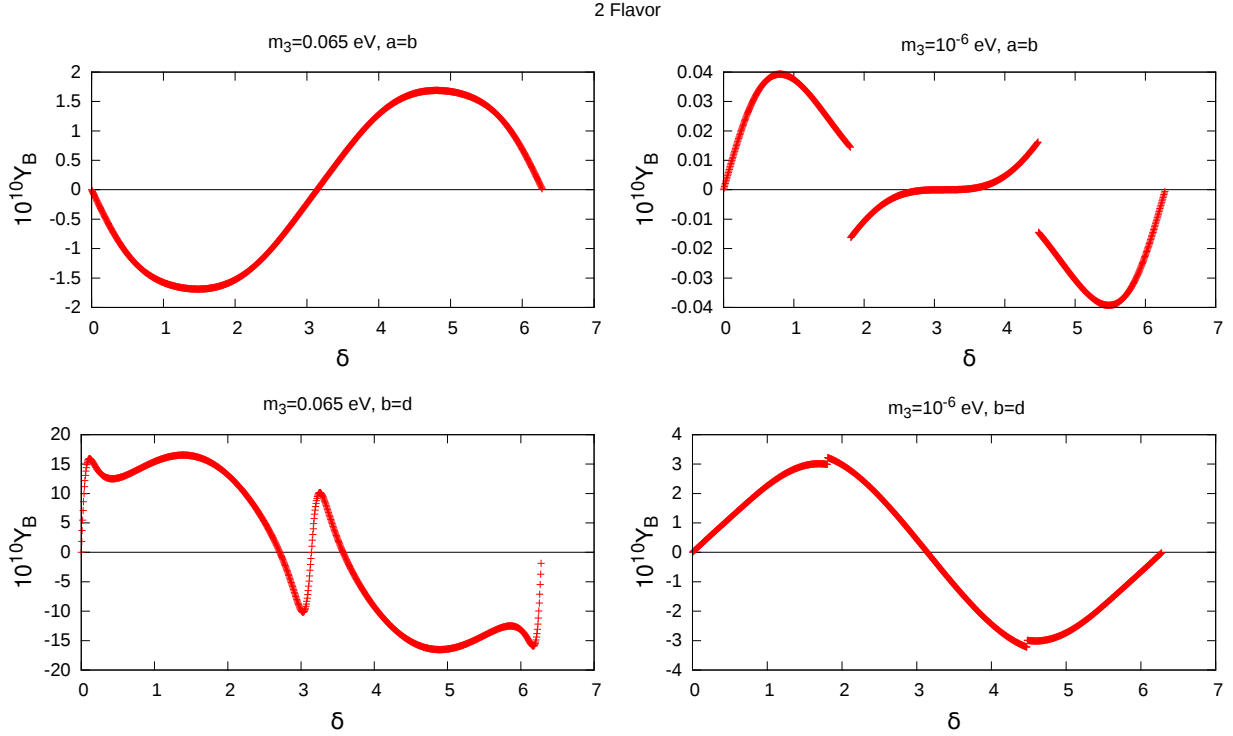


FIG. 2: Baryon asymmetry in two flavor regime as a function of δ_{CP} for inverted hierarchy with type II seesaw correction to scaling

discussed below.

V. NUMERICAL ANALYSIS

We first diagonalize the scaling neutrino mass matrix (5) and find its eigenvalues

$$m_1 = \frac{1}{2S^2} \left(D + AS^2 + DS^2 - \sqrt{A^2S^4 - 2ADS^2(1+S^2) + D^2(1+S^2)^2 + 4B^2S^2(1+S^2)} \right)$$

$$m_2 = \frac{1}{2S^2} \left(D + AS^2 + DS^2 + \sqrt{A^2S^4 - 2ADS^2(1+S^2) + D^2(1+S^2)^2 + 4B^2S^2(1+S^2)} \right)$$

$$m_3 = 0$$

We numerically evaluate the four parameters A, B, D, S by equating m_1, m_2 to two neutrino mass squared differences $\Delta m_{21}^2, \Delta m_{23}^2$ and two non-zero mixing angles to θ_{12}, θ_{23} .

Now, in the case of type II seesaw correction to scaling neutrino mixing, we assume the charged leptons mass matrix to be diagonal so that $U_{PMNS} = U_\nu$. Therefore, we can write (9) as

$$U_{PMNS} \cdot m_\nu^{\text{diag}} \cdot U_{PMNS}^T = m^{II} + m^I \quad (18)$$

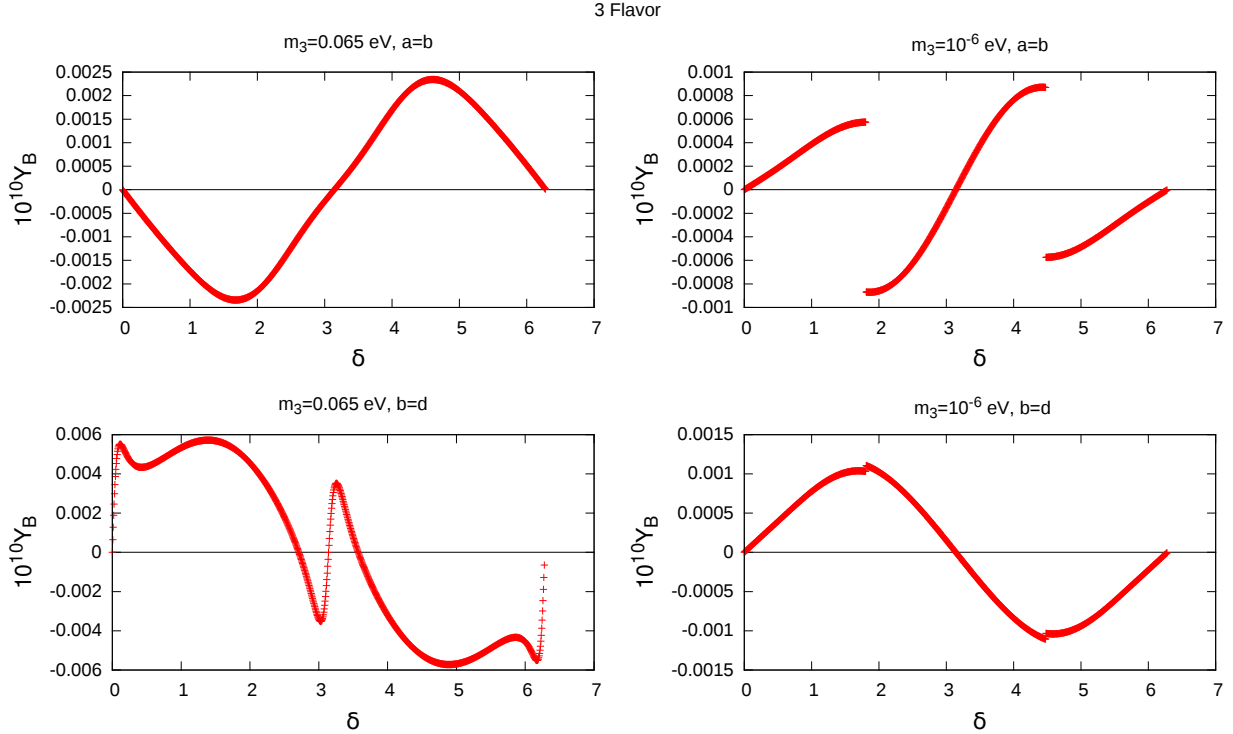


FIG. 3: Baryon asymmetry ratio in three flavor regime as a function of δ_{CP} for inverted hierarchy with type II seesaw correction to scaling

where m_ν^{diag} is the diagonal neutrino mass matrix given by $m_\nu^{\text{diag}} = \text{diag}(m_1, \sqrt{m_1^2 + \Delta m_{21}^2}, \sqrt{m_1^2 + \Delta m_{31}^2})$ for normal hierarchy and $m_\nu^{\text{diag}} = \text{diag}(\sqrt{m_3^2 + \Delta m_{23}^2 - \Delta m_{21}^2}, \sqrt{m_3^2 + \Delta m_{23}^2}, m_3)$ for inverted hierarchy. The type I seesaw mass matrix m^I always gives inverted hierarchy whereas m_ν^{diag} can give either normal or inverted hierarchy depending on the type II seesaw contribution m^{II} . In the minimal extension of the standard model with type I and type II seesaw mechanisms, the type I seesaw term depends upon m_{LR} and M_{RR} whereas type II seesaw depends upon the vev of the neutral component of Higgs triplet. Since m_{LR} , M_{RR} as well as the type II seesaw term can be chosen by hand, such a framework is difficult to constrain due to too many number of free parameters. However, in a specific class of models called left right symmetric models (LRSM) [25], the type II seesaw term is directly proportional to M_{RR} thereby decreasing the number of free parameters compared to the minimal extension. Another reason for choosing the framework of LRSM is that here we can find the right handed Majorana mass matrix M_{RR} from the type II seesaw perturbation. However, for a given Dirac neutrino mass matrix m_{LR} , one can not find M_{RR} from the type I seesaw formula alone as the inverse

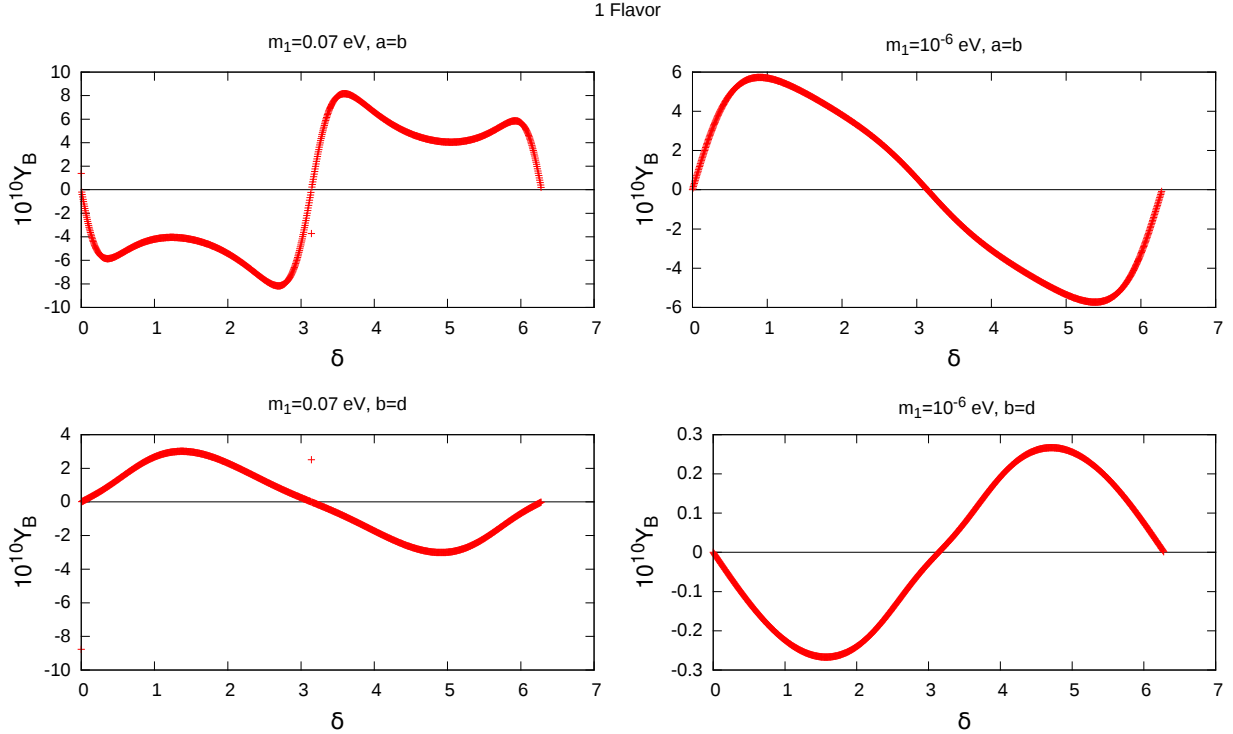


FIG. 4: Baryon asymmetry in one flavor regime as a function of δ_{CP} for normal hierarchy with type II seesaw correction to scaling

of type I seesaw mass matrix does not exist due to its scaling property ($m_3 = 0$). In LRSM we can write equation (18) as

$$U_{PMNS} \cdot m_\nu^{\text{diag}} \cdot U_{PMNS}^T = \gamma \left(\frac{M_W}{v_R} \right)^2 M_{RR} + m^I \quad (19)$$

where γ is a dimensionless parameter, M_W is the W boson mass and v_R is the scale of left right symmetry breaking. Since m^I has been numerically evaluated as the leading order scaling neutrino mass matrix, type II contribution can now be evaluated as a function of leptonic Dirac CP phase δ_{CP} and the lightest neutrino mass m_1 (NH), m_3 (IH), the two unknowns on the left hand side of the above equation. It should be noted that, we have omitted the Majorana phases in this discussion. After determining the type II seesaw term and hence M_{RR} , we use it in the type I seesaw term to find out the Dirac neutrino mass matrix m_{LR} . Here we use the already mentioned special property of scaling neutrino mass matrix originating from type I seesaw: if Dirac neutrino mass matrix m_{LR} obeys scaling, then m^I obeys scaling irrespective of the structure of M_{RR} . Therefore, we use the scaling

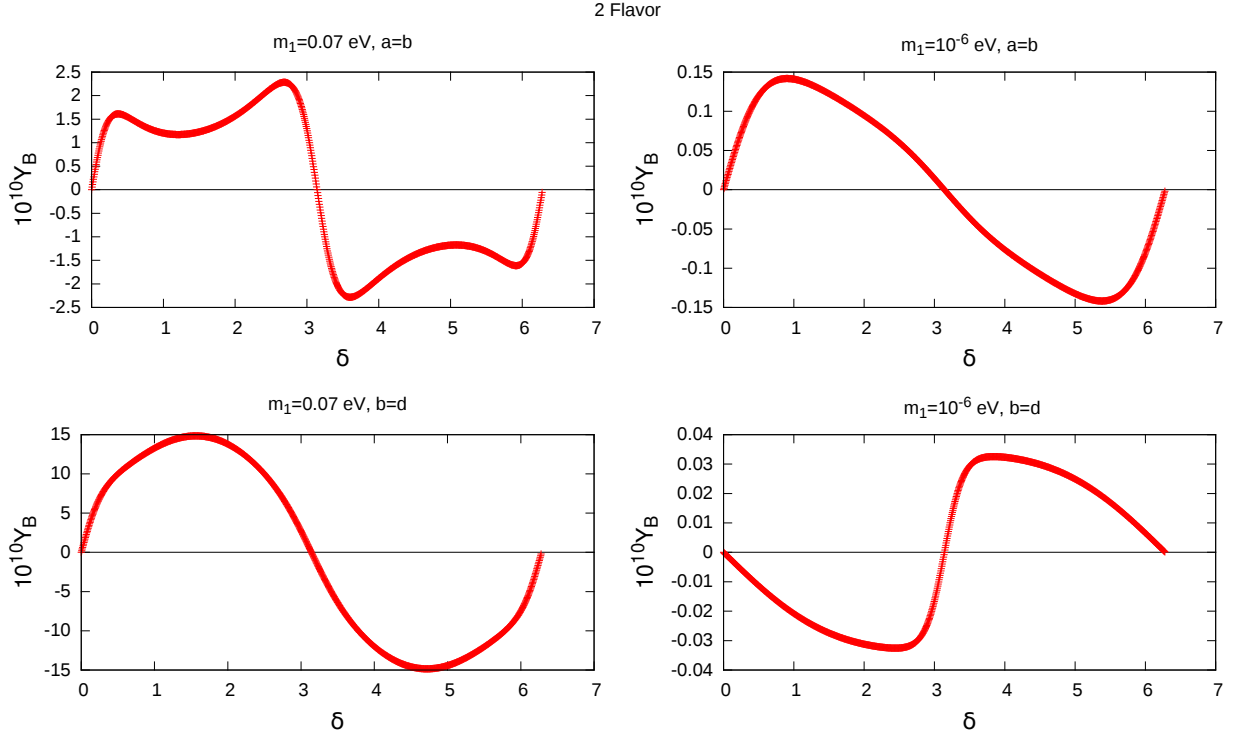


FIG. 5: Baryon asymmetry in two flavor regime as a function of δ_{CP} for normal hierarchy with type II seesaw correction to scaling

Dirac neutrino mass matrix given by

$$m_{LR} = \begin{pmatrix} a & b & \frac{b}{c} \\ b & d & \frac{d}{c} \\ \frac{b}{c} & \frac{d}{c} & \frac{d}{c^2} \end{pmatrix}$$

We use the above m_{LR} and the already derived right handed Majorana mass matrix M_{RR} in the type I seesaw formula and equate it to the scaling neutrino mass matrix evaluated numerically earlier.

We use two different choices of lightest neutrino mass in order to show the effect of hierarchy. For inverted hierarchy we take $m_3 = 0.065$ eV, 10^{-6} eV and for normal hierarchy we take $m_1 = 0.07$ eV, 10^{-6} eV. After choosing the lightest neutrino mass, the only undetermined parameters in the equation (19) are δ_{CP}, γ and v_R . Choosing generic order one coupling γ , one can now write M_{RR} in terms of δ_{CP} and v_R . We choose the left right symmetry breaking scale v_R in a way which keeps the lightest right handed neutrino in the appropriate flavor regime of leptogenesis. After we find M_{RR} in terms of δ_{CP} , we use it in

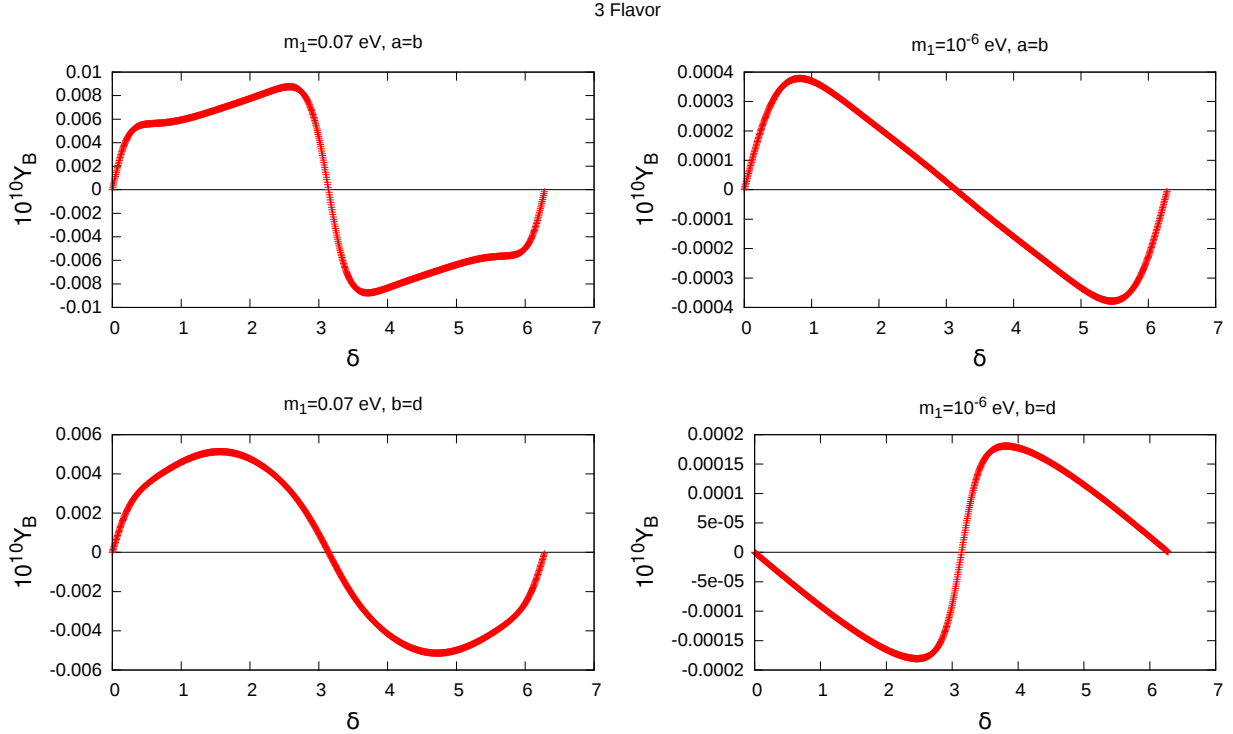


FIG. 6: Baryon asymmetry in three flavor regime as a function of δ_{CP} for normal hierarchy with type II seesaw correction to scaling

the type I seesaw formula with the m_{LR} obeying scaling as shown above. To simplify the numerical calculation further, we assume equality between some parameters in m_{LR} : $a = b$ and $b = d$. The other choice $a = d$ does not give us any solution. We also do not assume equality of the parameter c with others as c can be found independently of a, b, d when we equate the type I seesaw formula with the numerically evaluated type I seesaw mass matrix of scaling type. The numerical form of the right handed neutrino mass matrix M_{RR} for all the cases discussed are shown in table III, IV, V and VI. Similarly, the Dirac neutrino mass matrices are listed in table VII, VIII, IX, X, XI, XII, XIII and XIV. Although they are, in general, complicated functions of δ_{CP} , we have used a specific value of $\delta_{CP} = \pi/2$ to show their compact numerical form. To calculate the baryon asymmetry, however, we vary δ_{CP} continuously and show the variation of Baryon asymmetry in figure 1, 2, 3, 4, 5 and 6. It should be noted that the type II seesaw corrections to scaling have been considered within the framework of LRSM where $SU(2)_R$ gauge interactions can give rise to sizeable wash-out effects erasing the asymmetry produced. As noted in [26], such wash-out effects can be neglected by choosing a high value of v_R such that $M_1/v_R < 10^{-2}$ is satisfied.

TABLE XVII: Charge lepton diagonalizing matrix for $\delta_{CP} = \frac{\pi}{2}$

U_l
$\begin{pmatrix} 0.389343 - 0.108352i & 0.0141579 + 0.0381397i & -0.933412 + 0.0458869i \\ -0.412832 + 0.0492513i & 0.881799 - 0.0404407i & -0.313989 - 0.0486552i \\ 0.925292 + 0.059714i & 0.3356 + 0.0906409i & 0.228991 + 0.109052i \end{pmatrix}$

TABLE XVIII: M_{RR} (in GeV) with charged lepton correction to scaling

Model	M_{RR} (GeV)
1 Flavor	$\begin{pmatrix} 1 \times 10^{13} & 0 & 0 \\ 0 & 2 \times 10^{13} & 0 \\ 0 & 0 & 3 \times 10^{13} \end{pmatrix}$
2 Flavor	$\begin{pmatrix} 1 \times 10^{10} & 0 & 0 \\ 0 & 1 \times 10^{13} & 0 \\ 0 & 0 & 3 \times 10^{16} \end{pmatrix}$
3 Flavor	$\begin{pmatrix} 1 \times 10^8 & 0 & 0 \\ 0 & 1 \times 10^9 & 0 \\ 0 & 0 & 1 \times 10^{15} \end{pmatrix}$

In the second mechanism we adopt to give correction to the scaling neutrino mixing, we do not add corrections to the neutrino mass matrix originating from type I seesaw, but incorporate corrections to the neutrino mixing matrix originating from charged lepton mixing. Diagonalizing the scaling neutrino mass matrix from type I seesaw matrix gives U_ν which is related to the leptonic mixing matrix U_{PMNS} through the charged lepton diagonalizing matrix U_l . We first numerically evaluate U_ν by using the best fit values of neutrino mass squared differences and two mixing angles θ_{12}, θ_{23} . We also substitute the best fit values of

TABLE XIX: m_{LR} (in GeV) for $\delta_{CP} = \frac{\pi}{2}$ with charged lepton correction to scaling

NH $m_1 = 10^{-6}$ eV	
1 Flavor	$\begin{pmatrix} -18.6984 + 6.60236i & 12.7243 - 1.50446i & -8.96417 - 11.8754i \\ 11.7542 - 1.7535i & -8.01219 + 0.437544i & 5.72898 + 3.02685i \\ -4.25822 - 10.3367i & 2.93615 + 2.10775i & -2.36918 + 19.5204i \end{pmatrix}$
2 Flavor	$\begin{pmatrix} -4.11131 + 36.0857i & 4.01777 - 17.0146i & -8.06708 - 20.2467i \\ 0.42871 - 17.3158i & -1.20776 + 8.25435i & 4.77669 + 9.26783i \\ 9.83461 - 18.7204i & -5.67658 + 8.37772i & -0.331627 + 12.7398i \end{pmatrix}$
3 Flavor	$\begin{pmatrix} 0.175984 - 0.191103i & -0.111308 + 0.0777845i & 0.0423717 + 0.169387i \\ -0.0896843 + 0.0881861i & 0.057542 - 0.0366476i & -0.0257287 - 0.074506i \\ -0.0647843 + 0.116022i & 0.0369503 - 0.0433691i & 0.00475925 - 0.121585i \end{pmatrix}$

TABLE XX: Values of δ_{CP} giving correct Y_B with charge lepton correction to scaling

Model	δ_{CP} (radian)
1 Flavor	2.2003 – 2.2072, 5.2552 – 5.2734
2 Flavor	3.2440 – 3.2452, 6.2586 – 6.2624
3 Flavor	4.1010 – 4.1223, 6.0136 – 6.0670

neutrino mixing angles in PMNS mixing matrix (11) and then compute the charged lepton diagonalizing matrix as

$$U_l = U_\nu U_{\text{PMNS}}^\dagger$$

We keep the Dirac CP phase δ_{CP} as free parameter so that U_l is a function of it. The numerical form of U_l for $\delta_{CP} = \pi/2$ is shown in table XVII. Assuming the same diagonalizing matrix of charged leptons and Dirac neutrino mass matrix (a generic case in grand unified theories operating at high scale), we can write down the modified Dirac neutrino mass matrix

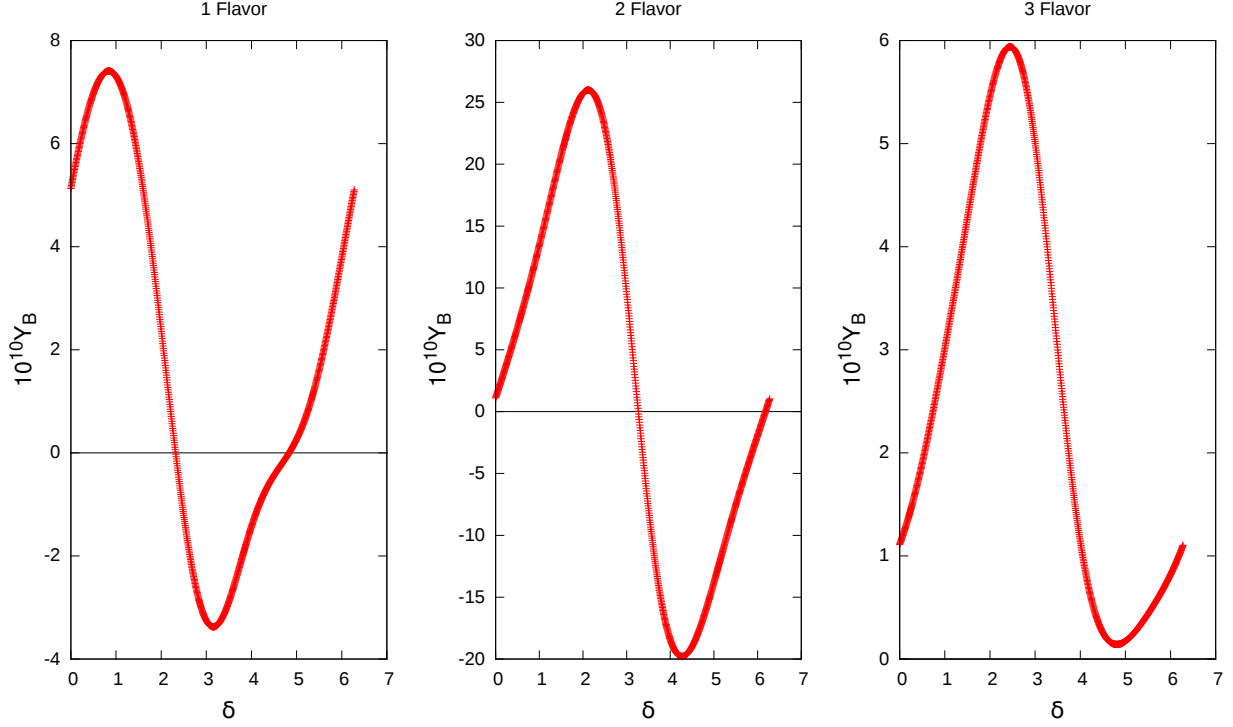


FIG. 7: Baryon asymmetry in one, two and three flavor regimes as a function of δ_{CP} with charged lepton correction to scaling

as

$$m_{LR} = U_l \cdot m_{LR}^0 \cdot U_l^\dagger \quad (20)$$

where m_{LR}^0 is the scaling type Dirac neutrino mass matrix we choose earlier. We choose a diagonal form of M_{RR} while keeping the lightest right handed neutrino mass M_1 in the appropriate flavor regime of leptogenesis and varying the heavier right handed neutrino masses M_2, M_3 between M_1 and the grand unified theory scale $M_{GUT} \sim 10^{16}$ GeV. For such a choice of M_{RR} , we numerically evaluate the parameters in m_{LR}^0 by equating the type I seesaw term $(m_{LR}^0) M_{RR}^{-1} (m_{LR}^0)^T$ to the numerically fitted type I scaling neutrino mass matrix. The numerical values of M_{RR} which give baryon asymmetry closest to the observed in each flavor regime are shown in table XVIII. The numerical form of Dirac neutrino mass matrices in each flavor regime for $\delta_{CP} = \pi/2$ are shown in table XIX. The predictions for baryon asymmetry as a function of δ_{CP} are shown in figure 7. The values of Dirac CP phase which give rise to correct baryon asymmetry are listed in table XX.

VI. RESULTS AND CONCLUSION

We have studied a specific type of neutrino mass matrix based on the idea of strong scaling ansatz where the ratio of neutrino mass matrix elements belonging to two different columns are equal. Out of three such possibilities, we focus on a particular scaling neutrino mass matrix which predicts zero values of reactor mixing angle θ_{13} . This choice was motivated by several recent works where the leading order neutrino mass matrix obeying certain symmetries predict $\theta_{13} = 0$ and suitable corrections to the neutrino mass matrix or leptonic mixing matrix give rise to small but non-zero values of θ_{13} . In this work, we have assumed type I seesaw to give rise to scaling neutrino mass matrix which (in the diagonal charged lepton basis) gives $\theta_{13} = 0$ and inverted hierarchical mass pattern with $m_3 = 0$. Then we consider two different possible corrections to scaling: one with type II seesaw which gives rise to deviations from both $\theta_{13} = 0$ and $m_3 = 0$, the other with charged lepton correction which gives non-zero θ_{13} while keeping $m_3 = 0$. We also assume both the corrections to give rise to non-trivial Dirac CP phase δ_{CP} as well. In both the cases, we first numerically evaluate the type I seesaw scaling neutrino mass matrix by using the best fit values of neutrino mass squared differences and two mixing angles: solar and atmospheric. We then calculate the necessary corrections to scaling neutrino mass and mixing by keeping the Dirac CP phase as free parameter. We further constrain the Dirac CP phase by calculating the baryon asymmetry through the mechanism of leptogenesis and comparing with the observed Baryon asymmetry. The important results we have obtained in the case of type II seesaw correction to scaling can be summarized as:

- Type II seesaw correction to scaling neutrino mass matrix with $\theta_{13} = 0, m_3 = 0$ can result in both normal as well as inverted hierarchy with non-zero θ_{13} as well as non-trivial Dirac CP phase δ_{CP} .
- For inverted hierarchy with $a = b$ that is $m_{LR}(11) = m_{LR}(12)$, correct values of baryon asymmetry is obtained through the mechanism of leptogenesis only when the lightest neutrino mass m_3 is of same order as the heavier ones m_1, m_2 .
- For inverted hierarchy with $b = d$ that is $m_{LR}(12) = m_{LR}(22)$, both large and mild hierarchy among neutrino masses give rise to correct baryon asymmetry through leptogenesis.

- For normal hierarchy with $m_{LR}(11) = m_{LR}(12)$, both large and mild hierarchy among neutrino masses can give rise to correct baryon asymmetry in the one flavor regime. In the two flavor regime however, the lightest neutrino mass m_3 should be of same order as m_2, m_3 to give correct baryon asymmetry.
- For normal hierarchy with $m_{LR}(12) = m_{LR}(22)$, the lightest neutrino mass m_3 should be of same order as m_2, m_3 to give correct baryon asymmetry in both one and two flavor regimes.
- Observed baryon asymmetry can not be generated in the three flavor regime of leptogenesis in this framework.

Similarly, the important results in the case of charged lepton correction to scaling are:

- Charged lepton correction to scaling neutrino mixing predicts only inverted hierarchy with $m_3 = 0$, but gives rise to correct values of θ_{13} and non-trivial δ_{CP} .
- Correct baryon asymmetry can be obtained through leptogenesis for one, two and three flavor regimes if δ_{CP} is restricted to certain range of values.

Since the Dirac CP phase is restricted in all these cases discussed, from the demand of producing the correct baryon asymmetry, future determination of δ_{CP} should be able to shed some light on these scenarios. Future experiments may however, measure a different value of δ_{CP} than the ones which give correct baryon asymmetry through the mechanism of leptogenesis in the models we have studied here. This will by no means rule out the neutrino mass models based on strong scaling ansatz we discuss, but will only hint at a different source of baryon asymmetry than the one discussed in our work. Similarly, determination of neutrino mass hierarchy in neutrino oscillation experiments will further constrain the models and only charged lepton correction to scaling may not be sufficient to reproduce the correct neutrino data if inverted hierarchy gets disfavored by experiments. From theoretical point of view, such scaling neutrino mass matrix can find a dynamical origin within discrete flavor symmetry models as pointed out by [18]. Since scaling is not affected by renormalization group running, additional physics are required in order to produce correct low energy neutrino oscillation data. Undisturbed by such running effects, scaling can be valid all the way from grand unified theory scale down to the TeV scale, where new physics affects like Higgs

triplet in type II seesaw can give rise to the necessary correction to scaling neutrino mass matrix. Although we have studied only one particular type of scaling neutrino mass matrix giving $\theta_{13} = 0, m_3 = 0$, the other two possible scaling mass matrices could also give rise to correct neutrino phenomenology if suitable corrections are incorporated, which is left for our future studies.

VII. ACKNOWLEDGEMENT

The work of M. K. Das is partially supported by the grant no. 42-790/2013(SR) from University Grants Commission, Government of India.

-
- [1] S. Fukuda et al. (Super-Kamiokande), Phys. Rev. Lett. **86**, 5656 (2001), hep-ex/0103033; Q. R. Ahmad et al. (SNO), Phys. Rev. Lett. **89**, 011301 (2002), nucl-ex/0204008; Phys. Rev. Lett. **89**, 011302 (2002), nucl-ex/0204009; J. N. Bahcall and C. Pena-Garay, New J. Phys. **6**, 63 (2004), hep-ph/0404061; K. Nakamura et al., J. Phys. **G37**, 075021 (2010).
 - [2] K. Abe et al. [T2K Collaboration], Phys. Rev. Lett. **107**, 041801 (2011), [arXiv:1106.2822 [hep-ex]].
 - [3] Y. Abe et al., Phys. Rev. Lett. **108**, 131801 (2012), [arXiv:1112.6353 [hep-ex]].
 - [4] F. P. An et al. [DAYA-BAY Collaboration], Phys. Rev. Lett. **108**, 171803 (2012), [arXiv:1203.1669 [hep-ex]].
 - [5] J. K. Ahn et al. [RENO Collaboration], Phys. Rev. Lett. **108**, 191802 (2012), [arXiv:1204.0626][hep-ex]].
 - [6] M. C. Gonzalez-Garcia, M. Maltoni and T. Schwetz, JHEP **1411**, 052 (2014)[arXiv:1409.5493 [hep-ph]].
 - [7] D. V. Forero, M. Tortola and J. W. F. Valle, Phys. Rev. **D90**, 093006 (2014)[arXiv:1405.7540[hep-ph]].
 - [8] P. A. R. Ade *et al.* [Planck Collaboration], Astron. Astrophys. **571**, A16 (2014).
 - [9] V. A. Kuzmin, V. A. Rubakov and M. E. Shaposhnikov, Phys. Lett. **B155**, 36 (1985).
 - [10] M. Fukugita and T. Yanagida, Phys. Lett. **B174**, 45 (1986).
 - [11] J. Ellis, S. Lola and D. V. Nanopoulos, Phys. Lett. **B452**, 87 (1999); G. Lazarides and

- N. D. Vlachos, Phys. Lett. **B459**, 482 (1999); M. S. Berger and B. Brahmachari, Phys. Rev. **D60**, 073009 (1999); M. S. Berger, Phys. Rev. **D62**, 013007 (2000); W. Buchmüller and M. Plumacher, Int. J. Mod. Phys. **A15**, 5047 (2000); K. Kang, S. K. Kang and U. Sarkar, Phys. Lett. **B486**, 391 (2000); H. Goldberg, Phys. Lett. **B474**, 389 (2000); R. Jeannerot, S. Khalil and G. Lazarides, Phys. Lett. **B506**, 344 (2001); D. Falcone and F. Tramontano, Phys. Rev. **D63**, 073007 (2001); D. Falcone and F. Tramontano, Phys. Lett. **B506**, 1 (2001); H. B. Nielsen and Y. Takanishi, Phys. Lett. **B507**, 241 (2001); E. Nezri and J. Orloff, JHEP **0304**, 020 (2003).
- [12] A. S. Joshipura, E. A. Paschos and W. Rodejohann, Nucl. Phys. **B611**, 227 (2001).
- [13] S. Davidson, E. Nardi and Y. Nir, Phys. Rept. **466**, 105 (2008).
- [14] D. Borah and M. K. Das, Phys. Rev. **D90**, 015006 (2014).
- [15] D. Borah, Nucl. Phys. **B876**, 575 (2013); D. Borah, S. Patra and P. Pritimita, Nucl. Phys. **B881**, 444 (2014); D. Borah, Int. J. Mod. Phys. **A29**, 1450108 (2014); M. Borah, D. Borah, M. K. Das and S. Patra, Phys. Rev. **D90**, 095020 (2014); R. Kalita and D. Borah, arXiv:1410.8437.
- [16] P. Minkowski, Phys. Lett. **B67**, 421 (1977); M. Gell-Mann, P. Ramond, and R. Slansky (1980), print-80-0576 (CERN); T. Yanagida (1979), in Proceedings of the Workshop on the Baryon Number of the Universe and Unified Theories, Tsukuba, Japan, 13-14 Feb 1979; R. N. Mohapatra and G. Senjanovic, Phys. Rev. Lett **44**, 912 (1980); J. Schechter and J. W. F. Valle, Phys. Rev. **D22**, 2227 (1980).
- [17] R. N. Mohapatra and G. Senjanovic, Phys. Rev. **D23**, 165 (1981); G. Lazarides, Q. Shafi and C Wetterich, Nucl. Phys. **B181**, 287 (1981); C. Wetterich, Nucl. Phys. **B187**, 343 (1981); J. Schechter and J. W. F. Valle, Phys. Rev. **D25**, 774 (1982); B. Brahmachari and R. N. Mohapatra, Phys. Rev. **D58**, 015001 (1998); R. N. Mohapatra, Nucl. Phys. Proc. suppl. **138**, 257 (2005); S. Antusch and S. F. King, Phys. Lett. **B597**, (2), 199 (2004).
- [18] R. N. Mohapatra and W. Rodejohann, Phys. Lett. **B 644**, 59 (2007).
- [19] A. Blum, R. N. Mohapatra and W. Rodejohann, Phys. Rev. **D76**, 053003(2007); A. S. Joshipura, W. Rodejohann, Phys. Lett. **B678**, 276 (2009); M. Obara, arXiv:0712.2628; M. Chakraborty, H. Z. Devi, A. Ghosal, arXiv:1410.3276; W. Rodejohann, Prog. Part. Nucl. Phys. **64**, 321 (2010).
- [20] W. Grimus, L. Lavoura, J. Phys. **G31** , 683 (2005); W. Grimus, L. Lavoura, Phys. Rev **D62**,

- 093012 (2000); L. Lavoura, Phys. Rev **D62**, 093011 (2000).
- [21] B. Adhikary, M. Chakrabarty, A. Ghosal, Phys. Rev. **D86**, 013015 (2012); S. Verma , Phys. Lett. **B714**, 92 (2012); M. Yasue, Phys. Rev. **D86**, 116011 (2012); M. Yasue, arXiv:1209.1866; S. Dev, R. R. Gautam, L. Singh, Phys. Rev **D89**, 013006 (2014).
- [22] E. W. Kolb and M. S. Turner, The Early Universe, Frontiers in Physics, Vol. 69, Addison-Wesley, Redwood, 1990; A. Pilaftsis, Int. J. Mod. Phys. **44**, 1811 (1999); E. A. Paschos and M. Flanz, Phys. Rev. **D58**, 113009 (1998).
- [23] R. Barbieri, P. Creminelli, A. Strumia and N. Tetradis, Nucl. Phys. **B575**, 61 (2000); A. Abada, S. Davidson, F. -X. Josse-Michaux, M. Losada and A. Riotto, JCAP **0604**, 004 (2006); E. Nardi, Y. Nir, E. Roulet and J. Racker, JHEP **0601**, 164 (2006); A. Abada, S. Davidson, A. Ibarra, F. -X. Josse-Michaux, M. Losada and A. Riotto, JHEP **0609**, 010 (2006); P. S. B. Dev, P. Millington, A. Pilaftsis and D. Teresi, Nucl. Phys. **B886**, 569 (2014).
- [24] G. Lazarides and Q. Shafi, Phys. Rev. **D58**, 071702 (1998); T. Hambye and G. Senjanovic, Phys. Lett. **B582**, 73 (2004).
- [25] J. C. Pati and A. Salam, Phys. Rev. **D10**, 275 (1974); R. N. Mohapatra and J. C. Pati, Phys. Rev. **D11**, 2558 (1975); G. Senjanovic and R. N. Mohapatra, Phys. Rev. **D12**, 1502 (1975); R. N. Mohapatra and R. E. Marshak, Phys. Rev. Lett. **44**, 1316 (1980); N. G. Deshpande, J. F. Gunion, B. Kayser and F. I. Olness, Phys. Rev. **D44**, 837 (1991).
- [26] N. Cosme, JHEP **0408**, 027 (2004).