

Ultracold bosons with short-range interaction in regular optical lattices

Konstantin V. Krutitsky

Fakultät für Physik der Universität Duisburg-Essen, Campus Duisburg, Lotharstraße 1, 47048 Duisburg, Germany

Abstract

During the last decade, many exciting phenomena have been experimentally observed and theoretically predicted for ultracold atoms in optical lattices. This paper reviews these rapid developments concentrating mainly on the theory. Different types of the bosonic systems in homogeneous lattices of different dimensions as well as in the presence of harmonic traps are considered. An overview of the theoretical methods used for these investigations as well as of the obtained results is given. Available experimental techniques are presented and discussed in connection with theoretical considerations. Eigenstates of the interacting bosons in homogeneous lattices and in the presence of harmonic confinement are analyzed. Their knowledge is essential for understanding of quantum phase transitions at zero and finite temperature.

Keywords: Ultracold atoms, Optical lattices, Bose-Hubbard model, Quantum phase transitions, Mott insulator, Superfluid

Contents

1	Introduction	4
2	Single atom in a periodic potential	6
2.1	One-dimensional lattice in the case of large detuning	7
2.1.1	Bloch bands	7
2.1.2	Wannier functions	9
2.1.3	Tunneling matrix	11
2.2	Multi-dimensional lattices	12
2.3	State-dependent potentials	14
2.4	Atoms with coupled ground states	15
2.4.1	0-modes	15
2.4.2	Λ -modes	15
3	Spinless bosons with interactions	18
3.1	Derivation of the Bose-Hubbard model	19
3.2	Particle-number conservation	20
3.3	Translational invariance	21
3.4	Momentum operators	21
4	Basic definitions	23
4.1	Thermodynamic quantities	23
4.2	Superfluidity	24
4.3	Bose-Einstein condensation	26

5	Main experimental techniques	27
5.1	Time-of-flight imaging	27
5.2	Optical Bragg spectroscopy	28
5.3	In-situ imaging	32
5.3.1	Microwave spectroscopy	32
5.3.2	Scanning electron microscopy	32
5.3.3	Fluorescence imaging	32
6	Simple special cases	32
6.1	Ideal Bose gas	33
6.1.1	Energy spectrum	33
6.1.2	Ground-state properties	34
6.1.3	Critical temperature for the condensation	35
6.1.4	Harmonic trap	36
6.2	The limit of vanishing tunneling	37
6.2.1	Eigenstates	37
6.2.2	Finite temperature	38
6.3	Scattering and bound states of two interacting atoms	39
6.4	Hard-core bosons	42
6.4.1	Bose-Fermi mapping in one-dimensional lattices	43
6.4.2	Homogeneous lattice	46
6.4.3	Harmonic trap	50
6.4.4	Extended fermionization	51
7	Perturbation theory in the limit of strong interaction	51
7.1	Ground state in the case of commensurate filling	52
7.2	Lowest excited states	54
7.3	Particle-hole excitations	55
7.4	Phase diagram	56
8	Critical properties of the Bose-Hubbard model and the superfluid–Mott-insulator transition	57
8.1	Transition at commensurate fillings	57
8.2	Generic transition	62
8.3	Finite temperature	63
8.4	Criticality in confined systems	65
9	Exact numerical results	66
9.1	Remarks on exact diagonalization	67
9.2	(μ, J) diagram	67
9.3	Superfluid stiffness	68
9.4	Energy spectrum	69
9.5	Particle-number distribution	71
9.6	One-body density matrix	71
9.7	Higher-order correlation functions	73
10	Mean-field theory	77
10.1	Decoupling approximation	77
10.2	Ground state	78
10.3	Excitations	80
10.3.1	Mott insulator	82
10.3.2	Superfluid	84

10.4	Bragg scattering	86
10.5	One-particle Green's function	87
10.6	Finite-temperature phase diagram	88
10.7	Quantum solitons	89
10.7.1	Standing modes	90
10.7.2	Stability of standing solitons	92
11	Spinless bosons near Feshbach resonance	93
11.1	Hamiltonian	94
11.2	Two atomic constituents on one lattice site	95
11.3	Two-body eigenmodes and bound states	96
11.4	Zero-temperature phase diagram	98
12	Spin-1 bosons	100
12.1	Bose-Hubbard model	101
12.2	Single-particle states	102
12.3	Eigenstates of two atoms	103
12.4	Ground-state phase diagram	103
12.4.1	$U_a = 0$	103
12.4.2	$U_a < 0$	104
12.4.3	$U_a > 0$	104
12.5	Effective spin-1/2 Bose-Hubbard model	105
12.5.1	"Ferromagnetic" and "antiferromagnetic" superfluid states	106
12.5.2	First- and second-order phase transitions	106
13	Concluding remarks	110

1. Introduction

Ultracold atoms in optical lattices opened a new era in the study of quantum many-body phenomena. In contrast to other condensed-matter systems, they provide a unique opportunity of control. Using interference of laser beams propagating in different directions, one can create various types of periodic potentials with the amplitude proportional to the laser intensity [1, 2] that are free of defects and dissipative channels.

Optical lattices provide an efficient tool to control the system dimensionality. Apart from the three-dimensional geometry [3], it is possible to reach very strong spatial confinement in certain spatial directions and reduce system dimensionality creating single or periodically arranged linear [4–6] and planar [7–12] structures. Rapidly moving laser beams allow to arrange ring lattices and two-dimensional periodic structures with point-like defects [13]. Disorder with known statistical properties and tunable parameters can be also introduced into the system [14–17] either by optical means using incommensurate optical lattices [18] and laser speckles [19] or through the interaction with other atomic species localized at random positions [20].

Most of experiments in optical lattices are performed with alkali-metal atoms, mainly with Rb (see, e.g., [3–5, 7, 21–25]) and also with Li [26, 27], Na [28, 29], K [30], Cs [6, 12, 31]. In recent years this list was extended and includes also Yb [32], which belongs to the atoms of the alkaline-earth metals, and Cr [33] which is a transition metal. The choice of the atoms is mainly determined by the fact that their electronic transitions lie in a convenient spectral range allowing efficient manipulation by an optical laser. The atoms can be trapped either in a single state or in a manifold of the electronic ground states and cooled below the temperature of quantum degeneracy. If the total number of electrons, protons and neutrons which constitute the atoms is even, the latter are bosons, otherwise they are fermions. In this review, we shall consider only bosons.

Two-body interactions of these atoms, except Cr, are of short range and the effective strength can be controlled by the intensity of the laser creating the optical lattice or by Feshbach resonances [34–36]. The latter is accompanied by the formation of molecules that are converted back to atoms.

In experiments, ultracold atomic system can be controlled on a macroscopic as well as microscopic levels. Macroscopic measurements are based on the time-of-flight imaging [3, 37] and Bragg spectroscopy [38–40] which provide information about the energy spectrum and the state of the system in the momentum space. More recently, new techniques have been developed to perform in situ measurements on a microscopic level [31] with the spatial resolution of the order of one lattice period or even less. Tremendous progress has been also achieved in the single-site and single-atom addressability [8–10, 41, 42] which is important for applications in quantum technology.

In deep periodic potentials, atoms can move from one potential well (lattice site) to the next one by quantum tunneling which gives rise to the discrete lattice models. In the case of one-component spinless bosons, the lattice system is described by the Bose-Hubbard model. This model was originally introduced in a rather heuristic manner in order to describe the differences in the ground state and low-energy excitations of interacting bosons in a homogeneous space under density variations and the associated solid-superfluid transition in ^4He [43–45]. Later it was derived in the context of the solid state physics [46] and motivated by experiments on ^4He absorbed in porous media or Cooper pairs in granular media [47]. The presence of spin degrees of freedom and Feshbach resonances lead to extensions of the standard Bose-Hubbard model. In the case of cold atoms, the parameters of the corresponding lattice model can be derived from first principles which allows direct comparison of the theoretical predictions with experimental data.

A remarkable feature of the Bose-Hubbard model is that it reveals a quantum phase transition from the superfluid to the Mott insulator [47, 48] that results from the competition between the kinetic energy and on-site interaction. It is characterized by a natural order parameter – the superfluid fraction. In the case of spinless bosons, it is a second-order transition. In the superfluid phase, the spectrum of excitations has no gap and the particle-number statistics is described by a broad Poisson-like distribution. In two and three dimensions, the one-body density matrix (two-point correlation function of the first order) shows the off-diagonal long-range order and decays as a power law in one dimension. In the Mott-insulator phase, there is a finite gap in the excitation spectrum, particle-number fluctuations are suppressed, and one-body density matrix decays exponentially in all dimensions. In low dimensions, Mott insulator possesses nonlocal string order [49, 50]. Superfluid–Mott-insulator transition in optical lattices has been experimentally observed first

in three dimensions [3] and then in one and two dimensions. The presence of spin degrees of freedom and Feshbach resonances leads to qualitatively new features.

In spite of a big progress in theory, complete description of the interacting quantum systems is still a challenge. Though at first glance seemingly very simple, even the standard Bose-Hubbard model is not analytically solvable in general. Exact analytical solutions are known only in very special situations, as the case of vanishing or infinitely strong interaction. Approximate analytical results are obtained by systematic expansions in powers of small parameters. However, they have always their limitations. For instance, strong-coupling expansion [51–54] is valid in arbitrary dimensions and for arbitrary filling factors but limited to small tunneling rates. In addition, it can be easily implemented only for fillings close to commensurate due to the degeneracy of the superfluid state. The expansion in powers of the inverse filling factor [55, 56] is valid in arbitrary dimensions and for arbitrary tunneling rates but cannot be applied if the filling factor is of the order of one.

Parallel to the analytical studies, different exact numerical methods have been developed for the analysis of the Bose-Hubbard model. The most straightforward and easiest to implement is exact diagonalization [57–69]. However, due to exponential growth of the Hilbert space with the system size, the method can be used if the number of particles N and the number of lattice sites L are rather small. The largest system of bosons reported in the literature was $L = N = 18$ [58], although with the restriction that no more than four particles can occupy one lattice site.

More sophisticated deterministic method is the density-matrix renormalization group [70, 71] which is based on the fact that usually the state of the system occupies only a small subspace of the exponentially large Hilbert space. This approach is quite successful in one dimension and allows to treat larger systems (N and L of the order of 1000 [72]) but it fails in higher dimension, where quantum Monte Carlo methods [73, 74] become more efficient. By stochastic sampling they allow to treat stationary states in realistic experimental situations of $N = 3 \times 10^5$ bosons in a three-dimensional lattice [24].

Mean-field theory plays an important role in the studies of the Bose-Hubbard model. It is based on the Gutzwiller ansatz [75] which takes into account local fluctuations but neglects quantum correlations of different lattice sites. This approach is exact in infinite dimensions and provides a useful insight into the physics in large finite dimensions but it fails for low-dimensional systems. Attempts to correct the mean-field theory incorporating distance-dependent quantum correlations were undertaken by several authors. These include random phase approximation [76, 77], cluster mean field [78], method of effective potential [79, 80], dynamical mean-field theory (DMFT). The latter is probably the most successful approach but computationally quite demanding. It was originally developed for fermions [81] and recently for bosons [82–86]. It can be derived as an expansion in powers of the inverse coordination number [86] and reduces to the solution of an impurity problem on a single site or a cluster of sites. This is a difficult computational problem which requires application of exact methods like exact diagonalization, DMRG, QMC.

In recent years, excellent reviews on cold atoms in optical lattices were published [87–93]. However, many important aspects were not properly discussed and the field continues to grow. The plan of this review is the following. In section 2, we discuss the basic mechanism for the creation of external potentials for neutral polarizable atoms by optical laser fields and consider eigenstates of single atoms in periodic potentials of different types. This serves as a preliminary step for the derivation of the Bose-Hubbard models of various types. In section 3, we derive the Bose-Hubbard Hamiltonian for the simplest case of spinless bosons and discuss its symmetries. In section 4, we provide definitions of basic physical quantities that are used in the theory of low-temperature phenomena in a lattice. Section 5 provides theoretical background of the main experimental techniques for cold atoms in optical lattices. In section 6, we present exact results for bosonic many-body systems in the simplest special cases that allow analytical treatments. Section 7 gives an overview of the perturbative results for the ground state and lowest excited states in the regime of strong interactions. Section 8 is devoted to the criticality of the Bose-Hubbard model and the quantum phase transition from the superfluid to the Mott insulator. In section 9, we present exact numerical results for macroscopic and microscopic quantities across the quantum critical point. In section 10, we review the mean-field theory based on the Gutzwiller approximation. In section 11, we consider a system of lattice bosons near a Feshbach resonance. Section 12 deals with physics of spin-1 bosons.

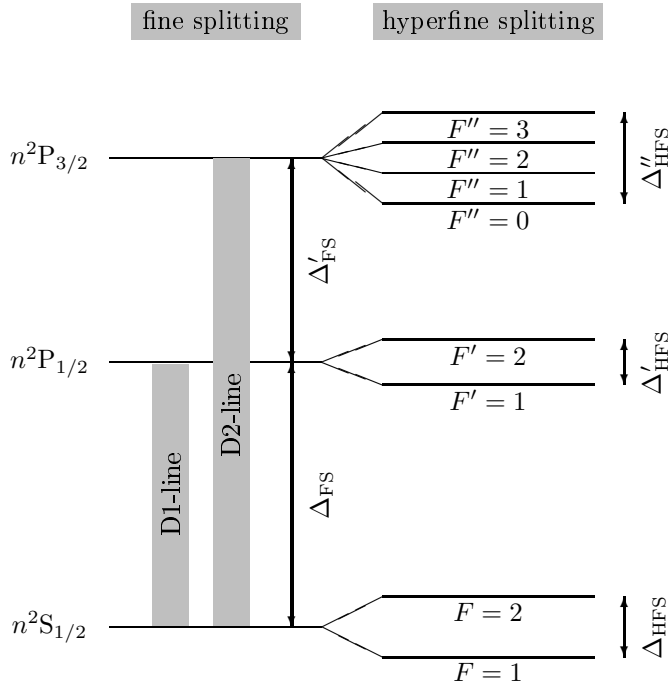


Figure 1: Scheme of the electronic levels for atoms with nuclear spin $I = 3/2$ (not to scale).

2. Single atom in a periodic potential

Alkali atoms consist of a spherically symmetric atomic residue and one outermost electron (spin $S = 1/2$) in the state with a principal quantum number n , that maybe different for different atoms, and orbital angular momentum L . The full scheme of the relevant electronic levels for atoms with nuclear spin $I = 3/2$ as in the case of ${}^7\text{Li}$, ${}^{23}\text{Na}$, ${}^{39}\text{K}$, ${}^{41}\text{K}$, and ${}^{87}\text{Rb}$, is shown in Fig. 1. The ground state is an S-state ($L = 0$). Spin-orbit coupling leads to the fine splitting of the first excited level (P-state with $L = 1$) into two states separated by the energy Δ_{FS} . The states are distinguished by the values of the electronic angular momentum $\mathbf{J} = \mathbf{L} + \mathbf{S}^1$ and form the D-line doublet ${}^2\text{S}_{1/2} \rightarrow {}^2\text{P}_{1/2}$ (D1), ${}^2\text{S}_{1/2} \rightarrow {}^2\text{P}_{3/2}$ (D2).² The coupling of the electronic spin to the nuclear spin then leads to the hyperfine splitting of both ground and excited states with the energies $\hbar\Delta_{\text{HFS}}$, $\hbar\Delta'_{\text{HFS}}$, and $\hbar\Delta''_{\text{HFS}}$. The additional coupling provides hyperfine levels with the total angular momentum (hyperfine spin) $\mathbf{F} = \mathbf{J} + \mathbf{I}$ ³ which are manifolds of $2F + 1$ degenerate states characterized by the magnetic quantum numbers $m_F = 0, \pm 1, \dots, \pm F$. The energies of the hyperfine splittings are five orders of magnitude smaller than for the fine splitting.

Laser field acting on the atom causes different transitions between electronic levels, which are determined by the frequency and polarization of the laser wave. The transitions from ${}^2\text{S}_{1/2}$ to ${}^2\text{P}_{1/2}$ and ${}^2\text{P}_{3/2}$ are electric dipole transitions. They are allowed if the selection rules $\Delta m_F = 0$ for linear polarization or $\Delta m_F = \pm 1$ for circular polarization are fulfilled [94]. If the detuning of the laser frequency ω_L is much larger than the spontaneous emission rate, one can adiabatically eliminate all the excited states in the spectrum of atoms denoted by F' and F'' in Fig. 1. This leads to the effective potential acting only on the ground state sublevels

¹For given L and S , J takes the values in the range $J = |L - S|, \dots, L + S$.

²Here we use a standard spectroscopic notation $n^{2S+1}L_J$ for the states with the principal quantum number n , orbital angular momentum $L = \text{S, P, } \dots$, spin S , and electronic angular momentum J .

³In analogy to the total angular momentum J , F takes the values in the range $F = |J - I|, \dots, J + I$.

labeled by F (see, e.g., [95, 96] and references therein)

$$V_{\alpha\beta}^{\text{las}}(\mathbf{x}) = \sum_{\gamma} \frac{(\mathbf{E}(\mathbf{x}) \cdot \mathbf{d}_{\gamma\alpha})^* (\mathbf{E}(\mathbf{x}) \cdot \mathbf{d}_{\gamma\beta})}{\hbar(\omega_L - \omega_{\gamma})}, \quad (1)$$

where $\mathbf{E}(\mathbf{x})$ is the electric field strength of the laser field, $\mathbf{d}_{\gamma\alpha}$ is the dipole matrix element between the ground state sublevel α and the excited state sublevel γ of energy $\hbar\omega_{\gamma}$. This allows to create controlled potentials for neutral polarizable atoms which can be of completely different types ranging from random and quasi-random to perfectly periodic. In this review, we will be dealing with the potentials of the latter type known under the name optical lattices. The overview of the geometries of the optical lattices was given in Refs. [1, 2, 97, 98]. Here we consider mainly hypercubic lattices but focus more on the effects coming from the interference of the excited electronic levels which have various manifestations depending on the laser frequency as well as polarization.

2.1. One-dimensional lattice in the case of large detuning

We consider a pair of counterpropagating laser beams with the wavevectors \mathbf{k}_L and $-\mathbf{k}_L$ along the x_1 -direction. If the detuning is much larger than the hyperfine splitting of the electronic levels, this laser configuration does not lead to any coupling of the internal ground states. It creates a one-dimensional periodic potential which is the same for all ground-state sublevels and has the form

$$V_L(x) = V_0 \cos^2\left(\pi \frac{x}{a}\right), \quad (2)$$

where $a = \pi/k_L = \lambda_L/2$ is the period (lattice constant). If the two laser beams intersect at an angle $\varphi < \pi$, one can create a one-dimensional lattice with a larger period given by $a = \lambda_L/(2\sin(\varphi/2))$. Using this technique, optical lattices with a up to 80 μm were demonstrated in experiments with ^{87}Rb in the field of Ti:Sa laser emitting at the wavelength $\lambda_L = 820 \text{ nm}$ [99].

2.1.1. Bloch bands

We suppose that the system consists of L potential wells and impose periodic boundary conditions on the wavefunction of the atom $\psi(x + La) = \psi(x)$ which satisfies the Schrödinger equation

$$\left[-\frac{\hbar^2}{2M} \frac{d^2}{dx^2} + V_L(x) \right] \psi(x) = E\psi(x), \quad x \in \left[-\frac{La}{2}, \frac{La}{2} \right]. \quad (3)$$

According to the Bloch theorem, the solution has the following form

$$\psi(x) \equiv \psi_b(x; k) = u_b(x; k) e^{ikx}, \quad E \equiv E_b(k), \quad (4)$$

where $u_b(x; k)$ is a periodic function of x with the period a and b is the band index. The wavenumber $k \equiv k_q = 2\pi q/(La)$ takes in general discrete values determined by the integer q which is defined up to modulo L . If we do not want to care about the differences between even and odd L , we can assume that $q = 0, \dots, L-1$. In this case, $k = 0, \dots, 2\pi(L-1)/(La)$. However, usually the first Brillouin zone (1BZ) is defined as $k \in [-\pi/a, \pi/a]$ and we will also follow this convention. In the limit of infinite lattice ($L \rightarrow \infty$), k becomes a continuous variable.

The solution of the eigenvalue problem can be expressed in terms of Mathieu functions. Despite they are rather well studied in the mathematical literature [100–102], exact results can be obtained only numerically. One can use *Mathematica* (see, e.g., Ref. [103] for notes on that) but in order to have full flexibility it is better to write an own program, for instance, in C/C++ or Fortran. With this purpose in mind we use the Fourier series expansion

$$u_b(x; k) = \frac{1}{\sqrt{a}} \sum_{n=-\infty}^{\infty} c_{bn}(k) \exp\left(i2\pi n \frac{x}{a}\right), \quad (5)$$

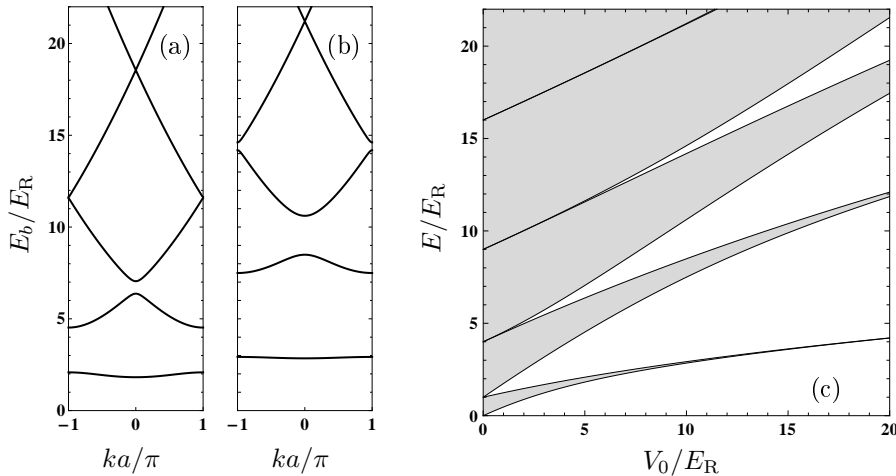


Figure 2: (a) Lowest Bloch bands for $V_0/E_R = 5$ (a), 10 (b). (c) Regions of allowed (gray) and forbidden (white) energies.

where the coefficients c_{bn} are the solutions of the eigenvalue problem

$$\sum_{n'=-\infty}^{\infty} \mathcal{H}_{nn'}(k) c_{bn'}(k) = E_b(k) c_{bn}(k), \quad n = -\infty, \dots, \infty, \quad (6)$$

$$\mathcal{H}_{nn'}(k) = \left[E_R \left(\frac{ka}{\pi} + 2n \right)^2 + \frac{V_0}{2} \right] \delta_{nn'} + \frac{V_0}{4} (\delta_{n,n'-1} + \delta_{n,n'+1}),$$

where $E_R = \hbar^2 k_L^2 / (2M)$ is the recoil energy. They satisfy the orthonormality condition

$$\sum_{n=-\infty}^{\infty} c_{b_1 n}^*(k) c_{b_2 n}(k) = \delta_{b_1 b_2}. \quad (7)$$

The solutions of Eq. (6) are periodic functions of k with the period $2\pi/a$. This is because the shift of the wavenumber $k \rightarrow k + 2\pi/a$ can be compensated by the corresponding shift of the index $n \rightarrow n - 1$. Using this property one can show that $\psi_b(x; k_q)$ and $\psi_b(x; k'_q)$ are orthogonal, unless $(q' - q)/L$ is an integer.

Since matrix $\mathcal{H}(k)$ is real and symmetric, the coefficients $c_{bn}(k)$ can be chosen to be real which provides unique solutions. In addition, it is tridiagonal and the eigenvalue problem can be solved numerically using efficient algorithms [104]. In addition, the off-diagonal terms in $\mathcal{H}(k)$ coincide with the lowest-order approximation of the second derivative via a finite difference and the diagonal terms are the same as a discrete harmonic potential. Therefore, one can expect that the coefficients c_{bn} decrease exponentially with $|n|$ and the infinite-dimensional matrix $\mathcal{H}(k)$ can be safely truncated to a moderate finite dimension. The fact that the system is finite leads only to the discretization of k but does not change the values of $c_{bn}(k)$ and $E_b(k)$.

Energy spectrum $E_b(k)$ within the first Brillouin zone, is shown in Fig. 2. At each value of k the spectrum is discrete and all the eigenvalues are distinct [105]. The functions $E_b(k)$ take their extremal values at $k = 0, \pm\pi/a$. $k = 0$ is a minimum for even b and maximum, if b is odd. With the increase of the amplitude of the periodic potential V_0 , the energy bands $E_b(k)$ become more flat and the gaps between the bands grow. In the limit $V_0 \gg E_R$, the width of the bands is given by the asymptotic expression [101]

$$\frac{|E_b(\pi/a) - E_b(0)|}{E_R} = \frac{2^{3b+4}}{b! \sqrt{\pi}} \left(\frac{V_0}{E_R} \right)^{\frac{b}{2} + \frac{3}{4}} \exp \left(-2\sqrt{\frac{V_0}{E_R}} \right) \times \left[1 - \frac{6b^2 + 14b + 7}{16} \sqrt{\frac{E_R}{V_0}} + O \left(\frac{E_R}{V_0} \right) \right], \quad b = 0, 1, \dots \quad (8)$$

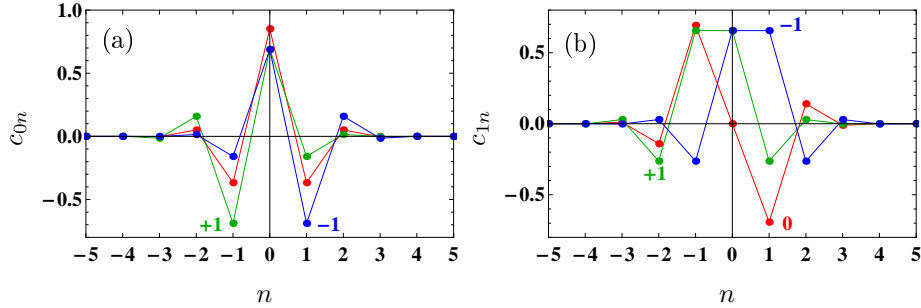


Figure 3: (color online) Eigenstates of Eq. (6) for the lowest two bands with $b = 0$ (a) and $b = 1$ (b). In both panels, $V_0 = 10 E_R$ and $ka/\pi = 0$ (red), $+1$ (green), -1 (blue). The lines are guide to the eye.

The coefficients $c_{bn}(k)$ which represent the eigenstates in Eq. (6) are shown in Fig. 3 for the lowest two bands ($b = 0, 1$). For $b = 0$ and $k = 0$, c_{bn} is an even function of n . However, if we move towards the edges of the Brillouin zone, this symmetry is destroyed. Due to the analogy of Eq. (6) to the Schrödinger equation for the harmonic oscillator mentioned above, one would expect that c_{0n} should be positive. The fact that c_{0n} take negative values for odd n 's is simply because we have chosen $V_0 > 0$. In the opposite case ($V_0 < 0$), c_{0n} are indeed always positive. In the next energy band ($b = 1$), $c_{bn}(0)$ is an odd function of n . $c_{1n}(k)$ becomes symmetric with respect to $n = \pm 0.5$ for $ka/\pi = \mp 1$. Similar features can be observed in the higher energy bands.

2.1.2. Wannier functions

Bloch functions $\psi_b(x; k)$ are extended over the whole lattice for any b and k . An alternative basis suitable for the description of single particles at individual lattice sites is provided by Wannier functions defined via the Fourier transform [106]

$$W_{b\ell}(x) \equiv W_b(x - x_\ell) = \frac{1}{L} \sum_{k \in \text{1BZ}} \psi_b(x; k) e^{-ikx_\ell}, \quad (9)$$

where $x_\ell = x_0 + a\ell$, with ℓ being an integer, are the minima of the periodic potential. $x_0 = a/2$ if V_0 in Eq. (2) is positive but $x_0 = 0$ for negative V_0 . The summation in Eq. (9) is over the values of k within the first Brillouin zone. The functions (9) satisfy the orthonormality condition [107]

$$\int_{-\frac{L}{2}}^{\frac{L}{2}} W_{b_1\ell_1}^*(x) W_{b_2\ell_2}(x) dx = \delta_{b_1b_2} \delta_{\ell_1\ell_2} \quad (10)$$

and form a complete set [108]. They possess the symmetry $W_b(-x) = (-1)^b W_b(x)$. In finite lattices, $W_b(x)$ are periodic functions: $W_b(x + La) = W_b(x)$. In the limit of infinite lattice, the sum in Eq. (9) can be replaced by the integral:

$$\frac{1}{L} \sum_{k \in \text{1BZ}} \rightarrow \frac{a}{2\pi} \int_{-\pi/a}^{\pi/a} dk.$$

As it was proven in Ref. [109] for a general case of separated energy bands in one dimension, the Wannier functions are uniquely defined by their symmetry properties and asymptotic behavior at large distances (see the discussion below) that guaranties their minimal width. In the following we shall consider the Wannier functions for the lowest Bloch band $W_0(x)$.

In the limit of vanishing potential ($V_0 \rightarrow 0$), the eigenvalue problem (6) has a very simple analytical solution which leads to the following result for an infinite lattice [110]:

$$W_0(x) = \frac{1}{\sqrt{a}} \frac{\sin(\pi x/a)}{\pi x/a}. \quad (11)$$

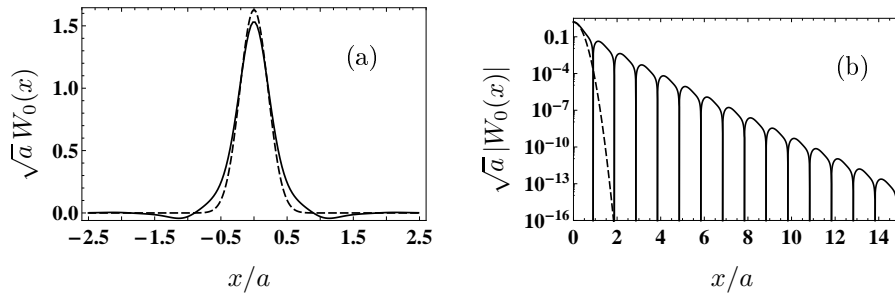


Figure 4: Wannier function in the first Bloch band for $V_0 = 5 E_R$. Solid line is exact result and dashed line is a Gaussian approximation (15). (b) is the same as (a) but with a logarithmic scale.

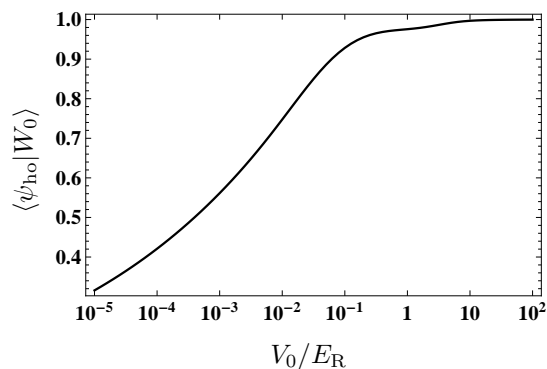


Figure 5: Overlap of the Wannier function for the lowest Bloch band with the Gaussian approximation (15). $\langle \psi_{\text{ho}} | W_0 \rangle$ vanishes for $V_0 = 0$ and grows rapidly with the increase of V_0 .

This function oscillates with the amplitude decreasing with the distance x , and this type of behavior is typical for the Wannier functions (see Fig. 4). We would like to stress that $W_0(x)$ is not a ground-state eigenfunction of any Hamiltonian and the nodes appear to be necessary in order to satisfy the orthogonality condition (10).

At finite V_0 , $1/x$ decay of the envelope of the function $W_0(x)$ is preserved only for $|x| \ll x_c$. For $|x| \gg x_c$, the asymptotics of the envelope acquires a different form [109, 111]:

$$W_0(x) \sim |x|^{-3/4} \exp(-h_0|x|) . \quad (12)$$

The crossover distance x_c , which is infinite for $V_0 = 0$, becomes finite for nonvanishing V_0 and decreases with V_0 . h_0 is a constant which vanishes in the limit $V_0 \rightarrow 0$ and grows with the lattice depth V_0 . For shallow and deep lattices it can be calculated analytically [109] and the result reads [112]

$$\frac{h_0 a}{\pi} = \begin{cases} V_0/E_R & \text{for } V_0 \ll E_R , \\ \sqrt{V_0/E_R} - 1/4 & \text{for } V_0 \gg E_R . \end{cases} \quad (13)$$

In the case of a deep optical lattice, each lattice site can be described by a harmonic potential with the frequency [113]

$$\omega_{\text{ho}} = 2 \frac{E_R}{\hbar} \sqrt{\frac{V_0}{E_R}} . \quad (14)$$

Then the solution (4) of the Schrödinger equation (3) can be approximated by the eigenfunctions of the harmonic oscillator. This leads to the Gaussian approximation for the lowest-band Wannier function

$$W_0(x) \approx \psi_{\text{ho}}(x) = \left(\frac{1}{\pi a_{\text{ho}}^2} \right)^{1/4} \exp\left(-\frac{x^2}{2a_{\text{ho}}^2} \right) \quad (15)$$

of the width

$$a_{\text{ho}} = \sqrt{\frac{\hbar}{M\omega_{\text{ho}}}} = \frac{a}{\pi} \left(\frac{E_{\text{R}}}{V_0} \right)^{1/4}. \quad (16)$$

We compare it with exact $W_0(x)$ in Fig. 4. One can see that the Gaussian approximation overestimates the maximum height and fails to reproduce the detailed structure of the Wannier functions. In addition, it violates the orthogonality condition (10) at any finite V_0 . The Gaussian approximation becomes exact only in the limit of infinitely large V_0 , when (15) takes the form of the δ -function. Nevertheless, the overlap with the exact Wannier function

$$\langle \psi_{\text{ho}} | W_0 \rangle = \int_{-\infty}^{\infty} \psi_{\text{ho}}^*(x) W_0(x) dx \quad (17)$$

is close to one even if the amplitude V_0 of the periodic potential is of the order of few recoil energies (see Fig. 5 and Ref. [112]). Due to its simplicity, the Gaussian approximation is often used in order to obtain analytical estimations of the parameters of the Bose-Hubbard model [112, 114–122].

2.1.3. Tunneling matrix

In the basis of the Wannier functions the single-particle Hamiltonian can be represented in the form of the tunneling matrix \mathcal{J} with the matrix elements defined as

$$\mathcal{J}_{\ell_1 \ell_2}^{b_1 b_2} = \int_{-La/2}^{La/2} W_{b_1 \ell_1}^*(x) \left[-\frac{\hbar^2}{2M} \frac{\partial^2}{\partial x^2} + V_L(x) \right] W_{b_2 \ell_2}(x) dx. \quad (18)$$

Using the definition of the Wannier functions and the Bloch theorem, one can show that the matrix elements depend on the distance $s = |\ell_1 - \ell_2|$ and do not vanish only for $b_2 = b_1 \equiv b$. Eq. (18) can also be rewritten in the form

$$\mathcal{J}_s^b = \frac{1}{L} \sum_{k \in \text{1BZ}} E_b(k) \exp(ikas), \quad (19)$$

where we observe that \mathcal{J}_s^b is a Fourier transform of the band structure. \mathcal{J}_0^b is the average energy of the band.

Numerical calculations show that for $s > 0$ the sign of \mathcal{J}_s^b alternates with the distance s and with the band index b . The latter can be easily seen for $s = 1$ in the limit of infinite lattice. Replacing the sum in Eq. (19) by the integral and integrating by parts, we obtain

$$\mathcal{J}_1^b = -\frac{1}{\pi} \int_0^{\pi/a} \frac{dE_b(k)}{dk} \sin(ka) dk. \quad (20)$$

Since $\sin(ka) \geq 0$ in the integration interval, the sign of \mathcal{J}_1^b is determined by the derivative $dE_b(k)/dk$ which is positive for even b and negative for odd b . In the lowest Bloch band, $\mathcal{J}_1^{b=0}$ is negative. Since this quantity plays an important role, we give it a special notation $J \equiv -\mathcal{J}_1^0$.

Typical behavior of $\mathcal{J}_s^{b=0}$ is shown in Fig. 6. It is a decreasing function of V_0 and s . Asymptotics of \mathcal{J}_s^0 at large distances s is similar to that of the Wannier functions and given by [111]

$$\mathcal{J}_s^0 \sim |as|^{-3/2} \exp(-h_0|as|), \quad (21)$$

where the constant h_0 is the same as in Eq. (12).

The dependence of J on the lattice amplitude V_0 is shown in Fig. 6(b). In the limit $V_0 \rightarrow 0$, J can be calculated analytically using Eq. (11) and the result is

$$\lim_{V_0 \rightarrow 0} \frac{J}{E_{\text{R}}} = \frac{2}{\pi^2}. \quad (22)$$

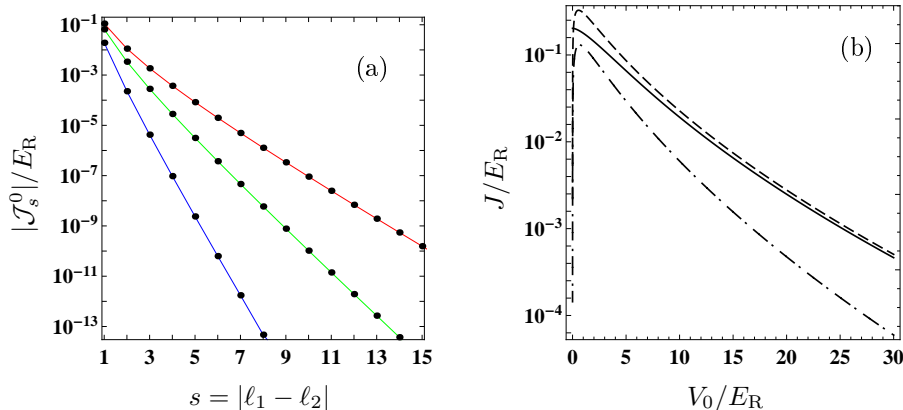


Figure 6: (color online) Tunneling matrix element in the lowest Bloch band. (a) The distance dependence for (from top to the bottom) $V_0/E_R = 3$ (red), 5 (green), 10 (blue). (b) Tunneling matrix element for the nearest lattice sites. Solid line is exact numerical result. Calculations within the Gaussian approximation [Eqs. (24)] are shown by dashed-dotted line. Dashed line is the asymptotic formula (23).

In the tight-binding limit $V_0 \gg E_R$ which leads to Eq. (54), the width of the lowest Bloch band $E_0(\pi/a) - E_0(0) = 4J$. Then from Eq. (8) we obtain asymptotic expression

$$\frac{J}{E_R} \approx \frac{4}{\sqrt{\pi}} \left(\frac{V_0}{E_R} \right)^{3/4} \exp \left(-2\sqrt{\frac{V_0}{E_R}} \right). \quad (23)$$

As one can see in Fig. 6(b), Eq. (23) gives quite accurate results for $V_0/E_R \gtrsim 10$.

In the Gaussian approximation (15) which is supposed to be valid for large V_0 , the tunneling matrix element is given by

$$\frac{J}{E_R} \approx \left(\frac{\pi^2}{4} - 1 \right) \frac{V_0}{E_R} \exp \left(-\frac{\pi^2}{4} \sqrt{\frac{V_0}{E_R}} \right). \quad (24)$$

Although this equation describes correctly qualitative behavior, the magnitude of J appears to be underestimated compared to the exact numerical results.

Exact numerical results for $J(V_0)$ were also fitted by the function with three parameters

$$\frac{J}{E_R} = p_1 \left(\frac{V_0}{E_R} \right)^{p_2} \exp \left(-p_3 \sqrt{\frac{V_0}{E_R}} \right) \quad (25)$$

which is motivated by Eqs. (23) and (24). For instance, in Ref. [123] we find $p_1 = 1.39666$, $p_2 = 1.051$, $p_3 = 2.12104$, and Ref. [124] suggests $p_1 = 1.43$, $p_2 = 0.98$, $p_3 = 2.07$. Although both sets of parameters give indeed quite a high accuracy for $V_0/E_R \gtrsim 3$, the function (25) fails to reproduce the correct behavior for small V_0 . Here we suggest a fit which has more parameters but works very well for small and for large V_0 :

$$\frac{J}{E_R} = p_1 \left(\frac{V_0}{E_R} \right)^{p_2} \exp \left[-p_3 \left(\frac{V_0}{E_R} \right)^{p_4} \right] + \frac{2}{\pi^2} \exp \left[-p_5 \left(\frac{V_0}{E_R} \right)^{p_6} \right] \quad (26)$$

with $p_1 = 0.116828$, $p_2 = 1.16938$, $p_3 = 1.11717$, $p_4 = 0.63$, $p_5 = 0.369658$, $p_6 = 1.01448$.

2.2. Multi-dimensional lattices

The generalization of the theory of one-dimensional lattices presented in Section 2.1 to arbitrary dimension d can be done employing a standard approach from the solid state physics [125]. Let \mathbf{x}_1 denote the global minima of the periodic potential $V_L(\mathbf{x})$. We assume that the vectors \mathbf{x}_1 form a Bravais lattice and,

therefore, have the form $\mathbf{x}_1 = \sum_{\nu=1}^d \ell_\nu \mathbf{a}_\nu$, where \mathbf{a}_ν are primitive vectors that are in general not orthogonal to each other. The potential $V_L(\mathbf{x})$ can be represented in the form of a Fourier series

$$V_L(\mathbf{x}) = \sum_{\mathbf{j}} \tilde{V}_{\mathbf{j}} \exp(i\mathbf{g}_{\mathbf{j}} \cdot \mathbf{x}) , \quad (27)$$

where the coefficients $\tilde{V}_{\mathbf{j}}$ are given by

$$\tilde{V}_{\mathbf{j}} = \frac{1}{v} \int_v d\mathbf{x} \exp(-i\mathbf{g}_{\mathbf{j}} \cdot \mathbf{x}) V_L(\mathbf{x}) . \quad (28)$$

$\mathbf{g}_{\mathbf{j}}$'s in Eqs. (27), (28) are vectors of the reciprocal lattice determined by the conditions $\exp(i\mathbf{g}_{\mathbf{j}} \cdot \mathbf{x}_1) = 1$. In terms of the primitive vectors of the reciprocal lattice \mathbf{b}_ν , defined by the identities $\mathbf{a}_{\nu_1} \cdot \mathbf{b}_{\nu_2} = 2\pi\delta_{\nu_1\nu_2}$, $\mathbf{g}_{\mathbf{j}}$ have the following representation: $\mathbf{g}_{\mathbf{j}} = \sum_{\nu=1}^d j_\nu \mathbf{b}_\nu$. The integration in Eq. (28) is over one primitive cell of the volume v .

According to the Bloch theorem, the wavefunction of the stationary Schrödinger equation has the form analogous to (4), (5):

$$\psi_b(\mathbf{x}; \mathbf{k}) = u_b(\mathbf{x}; \mathbf{k}) e^{i\mathbf{k} \cdot \mathbf{x}} , \quad u_b(\mathbf{x}; \mathbf{k}) = \frac{1}{\sqrt{v}} \sum_{\mathbf{j}} c_{b\mathbf{j}}(\mathbf{k}) \exp(i\mathbf{g}_{\mathbf{j}} \cdot \mathbf{x}) . \quad (29)$$

Imposing Born-von Karman boundary conditions $\psi_b(\mathbf{x} + L_\nu \mathbf{a}_\nu; \mathbf{k}) = \psi_b(\mathbf{x}; \mathbf{k})$, we deduce that the wavevector \mathbf{k} takes the values

$$\mathbf{k}_{\mathbf{q}} = \sum_{\nu=1}^d \frac{q_\nu}{L_\nu} \mathbf{b}_\nu , \quad q_\nu \in \mathbb{Z} . \quad (30)$$

The coefficients $c_{b\mathbf{j}}(\mathbf{k})$ and the energy eigenvalues $E_b(\mathbf{k})$ are obtained from the solution of the eigenvalue problem

$$\frac{\hbar^2}{2M} (\mathbf{g}_{\mathbf{j}} + \mathbf{k})^2 c_{b\mathbf{j}}(\mathbf{k}) + \sum_{\mathbf{j}'} \tilde{V}_{\mathbf{j}'} c_{b, \mathbf{j}-\mathbf{j}'}(\mathbf{k}) = E_b(\mathbf{k}) c_{b\mathbf{j}}(\mathbf{k}) . \quad (31)$$

The Wannier functions can be determined in analogy to Eq. (9) as

$$W_b(\mathbf{x} - \mathbf{x}_1) = \left(\prod_{\nu=1}^d L_\nu \right)^{-1} \sum_{\mathbf{k} \in 1\text{BZ}} \psi_b(\mathbf{x}; \mathbf{k}) e^{-i\mathbf{k} \cdot \mathbf{x}_1} \quad (32)$$

with the orthonormality condition similar to Eq. (10). They allow to define the tunneling matrix $\mathcal{J}_{1_1 1_2}^b$.

In what follows, we restrict ourselves to hypercubic lattices that are created by d pairs of laser beams propagating along the x_ν axes. In order to create square or cubic lattices one has to avoid the interference of laser beams propagating in the orthogonal directions which is achieved if their frequencies are sufficiently different. This setup allows to create multi-dimensional lattices described by the potential

$$V_L(\mathbf{x}) = \sum_{\nu=1}^d V_{0\nu} \cos^2 \left(\pi \frac{x_\nu}{a} \right) , \quad (33)$$

where $d = 1, 2, 3$ is the lattice dimension. The variables x_ν in the Schrödinger equation can be separated and the solutions are obtained from the one-dimensional ones according to the rules

$$E \equiv E_{\mathbf{b}}(\mathbf{k}) = \sum_{\nu=1}^d E_{b_\nu}(k_\nu) , \quad \psi_{\mathbf{b}}(\mathbf{x}; \mathbf{k}) = \prod_{\nu=1}^d \psi_{b_\nu}(x_\nu; k_\nu) . \quad (34)$$

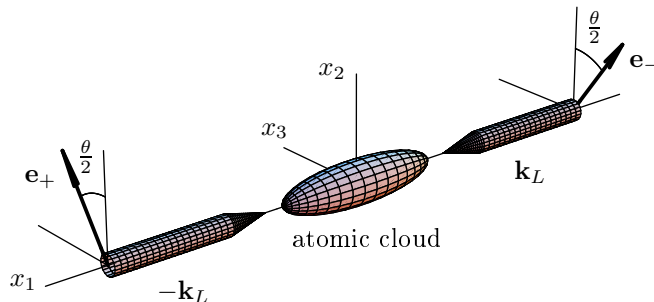


Figure 7: (color online) Lin- θ -lin laser configuration.

Then the Wannier functions will be also given by the products

$$W_{\mathbf{bl}}(\mathbf{x}) = \prod_{\nu=1}^d W_{b_{\nu}\ell_{\nu}}(x_{\nu}) . \quad (35)$$

Multidimensional analogues of Eqs. (18), (19) together with Eqs. (34), (35) allow to express the tunneling matrix in terms of the one-dimensional quantities as

$$\mathcal{J}_{l_1 l_2}^{\mathbf{b}} = \sum_{\nu=1}^d \mathcal{J}_{l_{1\nu} l_{2\nu}}^{b_{\nu}} \prod_{\nu' \neq \nu} \delta_{l_{1\nu'}, l_{2\nu'}} , \quad (36)$$

which formally shows that $\mathcal{J}_{l_1 l_2}^{\mathbf{b}}$ do not vanish only along the lattice axes.

2.3. State-dependent potentials

We consider two counterpropagating linearly polarized laser waves of equal amplitudes and frequencies with the wave number k_L , and the angle θ (with $0 \leq \theta \leq \pi/2$) between the polarization vectors

$$\mathbf{e}_{\pm} = \cos \frac{\theta}{2} \mathbf{e}_2 \pm \sin \frac{\theta}{2} \mathbf{e}_3 . \quad (37)$$

The running laser waves form left- and right- polarized standing waves. This setup shown in Fig. 7 is called lin- θ -lin laser configuration [98]. Here we consider a one-dimensional lattice but generalizations to higher dimensions are also possible [98, 126].

If the laser is tuned between the $P_{1/2}$ and $P_{3/2}$ electronic levels, the effective potentials acting on the ground-state sublevels of $S_{1/2}$ are different [21, 127–130]. For instance,

$$\begin{aligned} V_{|F=2, m_F=\pm 2\rangle}(x) &= V_{\pm}(x) , \\ V_{|F=1, m_F=\pm 1\rangle}(x) &= [3V_{\pm}(x) + V_{\mp}(x)]/4 , \end{aligned} \quad (38)$$

where $V_{\pm}(x) = V_0 \cos^2(k_L x \pm \theta/2)$. These potentials have the same period $a = \pi/k_L$. For $\theta = 0$, they coincide but for other values of θ their amplitudes are different and the positions of minima are shifted. This can be easily seen, if we rewrite $V_{|1, \pm 1\rangle}(x)$ in the form

$$\begin{aligned} V_{|F=1, m_F=\pm 1\rangle}(x) &= V_0^{\text{eff}} \cos^2(k_L x \pm \phi) + A_0 , \\ V_0^{\text{eff}} &= \frac{V_0}{2} \sqrt{1 + 3 \cos^2 \theta} , \quad \phi = \arctan \left(\frac{1}{2} \tan \theta \right) , \\ A_0 &= \frac{V_0}{4} \left(2 - \sqrt{1 + 3 \cos^2 \theta} \right) . \end{aligned} \quad (39)$$

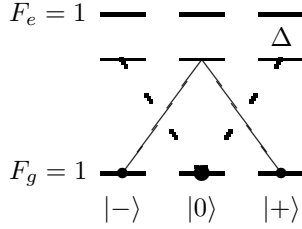


Figure 8: Scheme of the electronic transitions for lin- θ -lin laser configuration.

The band structure and all other single-particle states remain the same as in the case of large detuning discussed in section 2.1.

2.4. Atoms with coupled ground states

We consider again lin- θ -lin laser configuration and turn to the case when the laser detuning Δ is comparable to the hyperfine splitting of the electronic levels but still larger than the spontaneous emission rate. Assuming that only the ground states with $F = 1$ are populated and the laser frequency is close to the $F = 1 \rightarrow F' = 1$ transition frequency of the D1-line, the left- and right- polarized standing laser waves will couple internal ground and excited states with magnetic quantum numbers $m_F = 0, \pm 1$ by V and Λ transitions, see Fig. 8.

The V and Λ laser-induced transitions lead to two sets of orthogonal Bloch eigenmodes which we denote by the indices 0 and Λ , respectively. The solutions of the Schrödinger equation are the three-component spinors of the form

$$\Psi^{(0)} = (0, \psi_0, 0)^T, \quad \Psi^{(\Lambda)} = (\psi_+, 0, \psi_-)^T, \quad (40)$$

which allow also to determine the Wannier spinors as well as the tunneling matrices for both types of modes according to Eqs. (9), (18), (19).

2.4.1. 0-modes

The effective potential acting on the atoms in the internal state $\alpha = 0$ is given by

$$V_B(x) = \frac{V_0}{2} \left[1 + \cos \theta \cos \left(2\pi \frac{x}{a} \right) \right], \quad a = \pi/k_L. \quad (41)$$

Therefore, these modes are exactly the same as those discussed in Sections 2.1.1, 2.1.2, provided that the amplitude V_0 is replaced by $V_0 \cos \theta$.

2.4.2. Λ -modes

The non-vanishing components of the spinor $\Psi^{(\Lambda)}$ are solutions of the Schrödinger equation with the effective potential which has the form of a 2×2 matrix:

$$\hat{V}_L(x) = \frac{V_0}{2} \begin{pmatrix} \Omega_+^2 & \Omega_+ \Omega_- \\ \Omega_+ \Omega_- & \Omega_-^2 \end{pmatrix}, \quad \Omega_{\pm}(x) = \cos \left(\pi \frac{x}{a} \pm \frac{\theta}{2} \right). \quad (42)$$

Due to the periodicity of the potential (42), they can be written down in the form of Eqs. (4), (5) with the scalars u_b and c_{bn} replaced by two-component vectors $\mathbf{u}_b^{(\Lambda)}$ and $\mathbf{c}_{bn}^{(\Lambda)}$, where the coefficients \mathbf{c}_{bn} are solutions

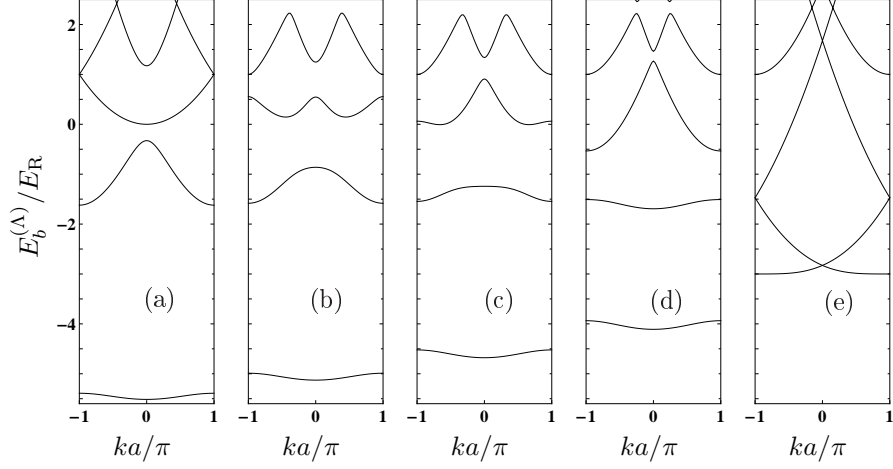


Figure 9: Band structure of the Λ -modes. $V_0 = -8 E_R$, $\theta = 0^\circ$ (a), 30° (b), 45° (c), 60° (d), 90° (e).

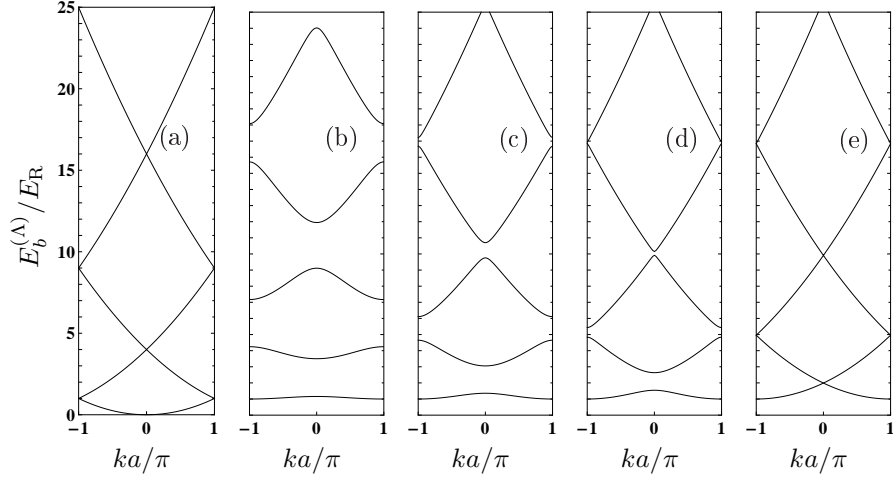


Figure 10: Band structure of the Λ -modes. $V_0 = 800 E_R$, $\theta = 0^\circ$ (a), 30° (b), 45° (c), 60° (d), 90° (e).

of the eigenvalue problem

$$\sum_{n'=-\infty}^{\infty} \mathbf{H}_{nn'}^{(\Lambda)} \mathbf{c}_{bn'}^{(\Lambda)} = E_b^{(\Lambda)} \mathbf{c}_{bn}^{(\Lambda)}, \quad (43)$$

$$\mathbf{H}_{nn'}^{(\Lambda)} = \left[E_R \left(\frac{k}{k_L} + 2n \right)^2 + \frac{V_0}{4} \begin{pmatrix} 1 & \cos \theta \\ \cos \theta & 1 \end{pmatrix} \right] \delta_{nn'}$$

$$+ \frac{V_0}{8} \left[\begin{pmatrix} e^{i\theta} & 1 \\ 1 & e^{-i\theta} \end{pmatrix} \delta_{n',n-1} + \begin{pmatrix} e^{-i\theta} & 1 \\ 1 & e^{i\theta} \end{pmatrix} \delta_{n',n+1} \right].$$

The lowest Bloch bands obtained by the numerical solution of Eq. (43) are shown in Figs. 9, 10 (see also Refs. [131–133]). In contrast to the spinless case considered in section 2.1.1 the bands can overlap. There is a strong dependence on the angle θ and the results are drastically different for positive and negative V_0 . In the case of positive V_0 the band gaps remain of the order of E_R or vanish even for very large values of V_0 in contrast to the case of negative V_0 .

The principal difference between the cases of positive and negative V_0 can be understood if we apply the

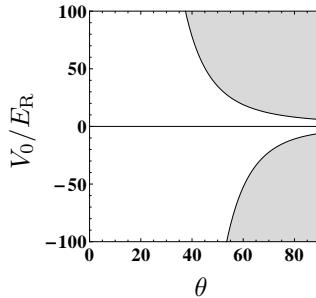


Figure 11: Boundary between the regions of the normal and anomalous dispersion in the lowest Bloch band for the Λ -modes obtained from the condition $E_0^{(\Lambda)}(0) = E_0^{(\Lambda)}(\pi/a)$. In the shaded region, $E_0^{(\Lambda)}(0) > E_0^{(\Lambda)}(\pi/a)$.

unitary transformation

$$\hat{U} = \frac{1}{\Omega} \begin{pmatrix} \Omega_+ & \Omega_- \\ -\Omega_- & \Omega_+ \end{pmatrix}, \quad \Omega = \sqrt{\Omega_+^2 + \Omega_-^2}, \quad (44)$$

to the spinor $(\psi_+, \psi_-)^T$. After the transformation we end up with the bright and dark states [132], which are not degenerate in contrast to the original ones. The important point is that only the bright state is directly coupled to the electromagnetic field and influenced by the potential (41).

We consider first the case $\theta = 0$, when the transformation \hat{U} does not depend on the position z . In this case the Hamiltonian matrix $\mathbf{H}^{(\Lambda)}$ is diagonal in the basis of bright and dark states and the dark state does not “feel” any periodic potential. Since for $V_0 > 0$ the dark state has lower energy than the bright state the ground state is the same as for free atoms. If $V_0 < 0$, the situation is reversed: The energy of the bright state is lower than that of the dark one and only the bright state is populated by the atoms. Therefore, increasing $|V_0|$ one can strongly influence the lowest energy bands as in the case of spinless atoms.

In the case $\theta \neq 0$, \hat{U} is a position-dependent transformation. The atomic center-of-mass motion leads to the gauge potential

$$V_g = E_R \left[\frac{\sin \theta}{1 + \cos \theta \cos(2\pi x/a)} \right]^2, \quad (45)$$

acting on the bright and dark atomic states and to the motional coupling of the states [132]. The transformation \hat{U} does not allow to diagonalize the Hamiltonian in the case $\theta \neq 0$. Nevertheless, it helps to understand what is going on, assuming that $|V_0| \gg E_R$. In this approximation $V_g \ll |V_B|$, and one can neglect the gauge potential for the bright state as well as the motional coupling between the bright and dark states [132]. Then the only potentials acting on the bright and dark states are given by Eqs. (41) and (45), respectively. On the basis of the same argument as in the case $\theta = 0$ we see that the low-energy eigenstates in the cases $V_0 < 0$ and $V_0 > 0$ are determined by the potentials V_B and V_g , respectively. Accordingly in the case $V_0 < 0$ the quantity $V_0 \cos \theta$ defines the strength of the periodic potential, while in the opposite case the potential does not depend on V_0 .

This simplified description provides a correct physical insight but does not describe such an important feature of the Λ -modes as the change of the type of the dispersion relation $E_0^{(\Lambda)}(k)$ in the lowest Bloch band under variation of the angle θ . In the case of spinless atoms, one always has a normal dispersion in the lowest Bloch band, i.e., $dE_0/dk \geq 0$ for $0 \leq k \leq \pi/a$. In the case we are dealing with, one can get anomalous dispersion, i.e., $dE_0^{(\Lambda)}/dk < 0$ for $0 \leq k \leq \pi/a$, as well, see Figs. 9(e), 10(b-e). The change of the dispersion type happens at the points (V_0, θ) indicated in Fig. 11 by the solid lines separating white and shaded areas.

The change of the dispersion types leads to the fact that the tunneling matrix elements for the nearest-neighboring sites in the lowest Bloch band

$$J_\Lambda = - \int \mathbf{W}_{\ell+1}^{(\Lambda)\dagger}(x) \cdot \left(-\frac{\hbar^2}{2M} \frac{\partial^2}{\partial x^2} + \hat{V}_L \right) \cdot \mathbf{W}_\ell^{(\Lambda)}(x) dx, \quad (46)$$

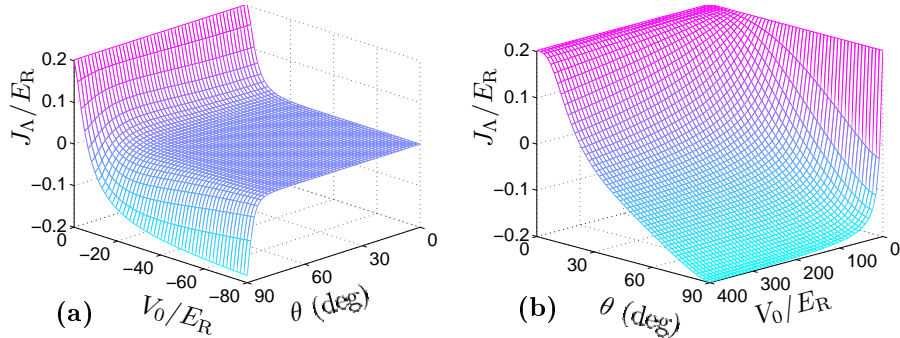


Figure 12: (color online) Tunneling matrix element for the Λ -modes in the lowest Bloch band for the nearest neighbors defined by Eq. (46) in the case of negative (a) and positive (b) V_0 .

can take positive and negative values. This can be seen from Eq. (19), which remains valid in the present situation as well, and it is demonstrated in Fig. 12 by exact numerical calculations. For negative V_0 and small θ , $J_\Lambda \approx J_0$ but in general they are completely different.

3. Spinless bosons with interactions

We consider spin-polarized interacting bosons of the mass M in a periodic potential $V_L(\mathbf{x})$. In all experiments with cold atoms in optical lattices there is also a (harmonic) trapping potential which can be of two different types. One of them is produced by the magneto-optical trap in three dimensions and has trapping frequencies of the order of $10 \dots 100$ Hz. This kind of trapping leads to the inhomogeneity of density profile of the atomic cloud which extends over several tens of the lattice periods. Another type of trapping can be produced by an additional optical lattice of large amplitude $V_{0\perp}$ in one or two dimensions which suppresses tunnelings in the corresponding directions and leads to effective trapping frequencies ω_\perp up to ~ 1 MHz as described by Eq. (14). The latter provides an opportunity to create (quasi) two-dimensional [8–12] and (quasi) one-dimensional [4–6] lattice systems and to reach experimentally the Tonks-Girardeau regime [4, 134].

In order to take into account all these possibilities, we will denote by $V_T(\mathbf{x})$ the trapping potential of the first type and assume that the system's dimension d can be less than three. Therefore, \mathbf{x} is a vector in a d -dimensional space with $d = 1, 2, 3$. In the second quantization, the Hamiltonian has the form

$$\begin{aligned} \hat{H} &= \int \hat{\Psi}^\dagger(\mathbf{x}) \left[-\frac{\hbar^2}{2M} \nabla^2 + V_L(\mathbf{x}) + V_T(\mathbf{x}) \right] \hat{\Psi}(\mathbf{x}) d\mathbf{x} \\ &+ \frac{1}{2} \int \int \hat{\Psi}^\dagger(\mathbf{x}) \hat{\Psi}^\dagger(\mathbf{x}') V_{\text{at}}(\mathbf{x} - \mathbf{x}') \hat{\Psi}(\mathbf{x}') \hat{\Psi}(\mathbf{x}) d\mathbf{x} d\mathbf{x}' , \end{aligned} \quad (47)$$

where $\hat{\Psi}(\mathbf{x})$ is a field operator which annihilates one atom at the point \mathbf{x} . If the atomic interactions are short-range, they can be described by two-body contact potential

$$V_{\text{at}}(\mathbf{x} - \mathbf{x}') = g_d \delta(\mathbf{x} - \mathbf{x}') , \quad g_d = \frac{g_3}{(a_\perp \sqrt{2\pi})^{3-d}} , \quad g_3 = \frac{4\pi \hbar^2 a_s}{M} , \quad (48)$$

with a_s being s-wave scattering length in three dimensions and a_\perp the harmonic oscillator length corresponding to the frequency ω_\perp . Eq. (48) implies that the transverse confinement is not too tight, otherwise, confinement-induced resonances [135, 136] may lead to modifications of the interaction parameter g_d [137–139].

3.1. Derivation of the Bose-Hubbard model

The matter-field operator can be written down in terms of the Wannier functions as

$$\hat{\Psi}(\mathbf{x}) = \sum_{\mathbf{b}, \mathbf{l}} W_{\mathbf{b}\mathbf{l}}(\mathbf{x}) \hat{a}_{\mathbf{b}\mathbf{l}}, \quad (49)$$

where the annihilation and creation operators for the band \mathbf{b} at site \mathbf{l} , $\hat{a}_{\mathbf{b}\mathbf{l}}$ and $\hat{a}_{\mathbf{b}\mathbf{l}}^\dagger$, obey the bosonic commutation relations

$$\left[\hat{a}_{\mathbf{b}_1\mathbf{l}_1}, \hat{a}_{\mathbf{b}_2\mathbf{l}_2}^\dagger \right] = \delta_{\mathbf{b}_1\mathbf{b}_2} \delta_{\mathbf{l}_1\mathbf{l}_2}, \quad \left[\hat{a}_{\mathbf{b}_1\mathbf{l}_1}, \hat{a}_{\mathbf{b}_2\mathbf{l}_2} \right] = 0. \quad (50)$$

Substituting (49) into the second-quantized Hamiltonian of interacting bosons in continuum (47), we obtain its discrete representation

$$\hat{H} = \sum_{\mathbf{b}} \sum_{\mathbf{l}_1\mathbf{l}_2} \mathcal{J}_{\mathbf{l}_1\mathbf{l}_2}^{\mathbf{b}} \hat{a}_{\mathbf{b}\mathbf{l}_1}^\dagger \hat{a}_{\mathbf{b}\mathbf{l}_2} + \sum_{\mathbf{b}_1\mathbf{b}_2} \sum_{\mathbf{l}_1\mathbf{l}_2} v_{\mathbf{l}_1\mathbf{l}_2}^{\mathbf{b}_1\mathbf{b}_2} \hat{a}_{\mathbf{b}_1\mathbf{l}_1}^\dagger \hat{a}_{\mathbf{b}_2\mathbf{l}_2} + \frac{1}{2} \sum_{\mathbf{b}_1\mathbf{b}_2\mathbf{b}_3\mathbf{b}_4} \sum_{\mathbf{l}_1\mathbf{l}_2\mathbf{l}_3\mathbf{l}_4} U_{\mathbf{l}_1\mathbf{l}_2\mathbf{l}_3\mathbf{l}_4}^{\mathbf{b}_1\mathbf{b}_2\mathbf{b}_3\mathbf{b}_4} \hat{a}_{\mathbf{b}_1\mathbf{l}_1}^\dagger \hat{a}_{\mathbf{b}_2\mathbf{l}_2}^\dagger \hat{a}_{\mathbf{b}_3\mathbf{l}_3} \hat{a}_{\mathbf{b}_4\mathbf{l}_4}, \quad (51)$$

$$v_{\mathbf{l}_1\mathbf{l}_2}^{\mathbf{b}_1\mathbf{b}_2} = \int W_{\mathbf{b}_1\mathbf{l}_1}^*(\mathbf{x}) V_{\text{T}}(\mathbf{x}) W_{\mathbf{b}_2\mathbf{l}_2}(\mathbf{x}') d\mathbf{x}, \quad (52)$$

$$U_{\mathbf{l}_1\mathbf{l}_2\mathbf{l}_3\mathbf{l}_4}^{\mathbf{b}_1\mathbf{b}_2\mathbf{b}_3\mathbf{b}_4} = \iint W_{\mathbf{b}_1\mathbf{l}_1}^*(\mathbf{x}) W_{\mathbf{b}_2\mathbf{l}_2}^*(\mathbf{x}') V_{\text{at}}(\mathbf{x} - \mathbf{x}') W_{\mathbf{b}_3\mathbf{l}_3}(\mathbf{x}') W_{\mathbf{b}_4\mathbf{l}_4}(\mathbf{x}) d\mathbf{x} d\mathbf{x}'. \quad (53)$$

By doing different approximations in the Hamiltonian (51) one can derive lattice models of different types, such as multiband [140, 141] or extended [142] Bose-Hubbard models. These non-standard quantum lattice models were recently reviewed in Ref. [93].

The Hamiltonian (51) can be simplified in the tight-binding limit $V_0 \gg E_{\text{R}}$ when the width of the Bloch bands becomes small and the gaps grow. In this regime we can keep only the terms corresponding to the lowest Bloch band $\mathbf{b} = 0$. This is valid, if all the energy scales are less than the energy gap separating the first two Bloch bands. Since we will be dealing further only with the lowest Bloch band, we will drop the band index \mathbf{b} .

In this regime, the tunneling matrix elements \mathcal{J}_s^0 with $s \geq 2$ become much smaller than \mathcal{J}_1^0 (see Fig. 6) and, therefore, can be neglected. If the interactions are short-range, we can keep only local terms in the second part of Eq. (53). Since the spatial scale of the potential $V_{\text{T}}(\mathbf{x})$ is much larger than the lattice period a and the Wannier functions are strongly localized, one can take $V_{\text{T}}(\mathbf{x})$ in Eq. (52) out of the integral and use the orthonormality condition (10). In the isotropic cubic lattice, these approximations lead to the standard Bose-Hubbard Hamiltonian [47]

$$\hat{H}_{\text{BH}} = -J \sum_{\nu=1}^d \sum_{\mathbf{l}} \left(\hat{a}_{\mathbf{l}}^\dagger \hat{a}_{\mathbf{l}+\mathbf{e}_\nu} + \text{h.c.} \right) + \frac{U_d}{2} \sum_{\mathbf{l}} \hat{a}_{\mathbf{l}}^\dagger \hat{a}_{\mathbf{l}}^\dagger \hat{a}_{\mathbf{l}} \hat{a}_{\mathbf{l}} + \sum_{\mathbf{l}} V_{\text{T}}(\mathbf{x}_{\mathbf{l}}) \hat{a}_{\mathbf{l}}^\dagger \hat{a}_{\mathbf{l}}, \quad (54)$$

where \mathbf{e}_ν is a unit vector on the lattice in the direction ν , $J \equiv -\mathcal{J}_{s=1}^0$ is the tunneling matrix element for the nearest neighbors, $U_d \equiv U_{1111}^{0000}$ is the on-site atom-atom interaction energy. For contact interaction (48) it takes the form

$$U_d = g_d \int |W_1(\mathbf{x})|^4 d\mathbf{x}. \quad (55)$$

The tunneling parameter J was already discussed in section 2.1.3. The dependence of U on the lattice amplitude V_0 is shown in Fig. 13. While J rapidly decreases, U grows. In the case $V_0 \rightarrow 0$, Eq. (11) yields analytical result for U_d :

$$\lim_{V_0 \rightarrow 0} \frac{U_d}{E_{\text{R}}} = g_d \left(\frac{2}{3a} \right)^d = \left(\frac{4}{3} \right)^d \pi^{\frac{1-d}{2}} \left(\frac{\hbar\omega_{\perp}}{E_{\text{R}}} \right)^{\frac{3-d}{2}} \frac{a_{\text{s}}}{a}. \quad (56)$$

Eqs. (22) and (56) show that the maximal value of the ratio J/U_d can be of the order of 10 in realistic experiments. Since J rapidly decreases with V_0 and U_d grows, one can easily reach very small ratios of J/U_d which allows to access different regimes of the Bose-Hubbard model.

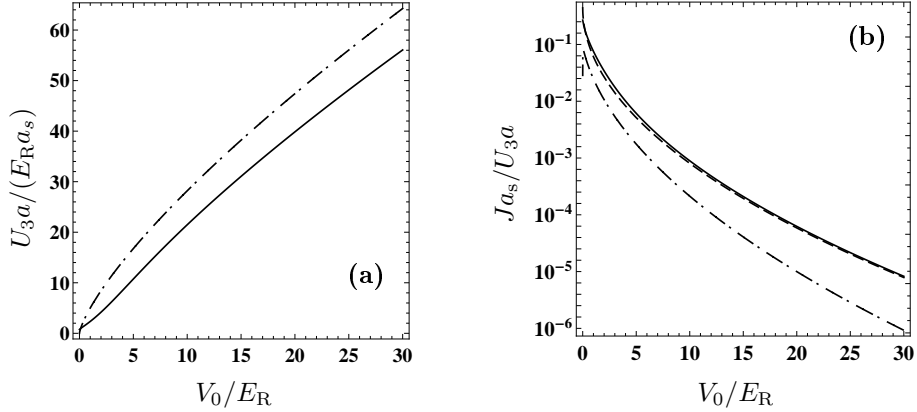


Figure 13: (a) On-site interaction constant in a three-dimensional lattice. Solid line is exact numerical result obtained according to Eq. (53). Calculations within the Gaussian approximation [Eq. (57)] are shown by dashed-dotted line. (b) The ratio of the tunneling matrix element for the nearest neighbors in the lowest Bloch band to the on-site interaction constant. Solid line – exact numerical result, dashed line – estimations from Eqs. (23), (57), dashed-dotted line – Gaussian approximation (24), (57).

In the Gaussian approximation (15) the interaction parameter takes the form

$$\frac{U_d}{E_R} \approx 2^{d/2} \sqrt{\pi} \left(\frac{\hbar\omega_{\perp}}{E_R} \right)^{\frac{3-d}{2}} \left(\frac{V_0}{E_R} \right)^{d/4} \frac{a_s}{a}. \quad (57)$$

The comparison with exact numerical results in Fig. 13 shows that this expression overestimates the value of U_d , although it predicts correct qualitative behavior.

Exact numerical results for the interaction parameter in three dimensions were fitted by

$$\frac{U_3}{E_R} = p_1 \left(\frac{V_0}{E_R} \right)^{p_2} \frac{a_s}{a} \quad (58)$$

with $p_1 = 2.985$, $p_2 = 0.88$ [124]. However, this equation as well as Eq. (57) would imply that U_d vanishes in the limit $V_0 \rightarrow 0$ which contradicts to Eq. (56). In order to find a fit which works well also for small V_0 , we observe from Eqs. (55) and (56) that $U_d(V_0)$ can be represented in the form

$$\frac{U_d}{E_R} = \frac{8}{\pi} \left(\frac{\pi \hbar\omega_{\perp}}{4 E_R} \right)^{\frac{3-d}{2}} \left[u \left(\frac{V_0}{E_R} \right) \right]^{d/3} \frac{a_s}{a}. \quad (59)$$

The numerical data are very accurately reproduced by a polynomial function $u(x) = \sum_{i=0}^6 p_i x^i$ with the coefficients $p_0 = 8/27$, $p_1 = 0.554092$, $p_2 = 8.01432 \times 10^{-2}$, $p_3 = -8.94513 \times 10^{-3}$, $p_4 = 4.55577 \times 10^{-4}$, $p_5 = -1.12896 \times 10^{-5}$, $p_6 = 1.09512 \times 10^{-7}$.

3.2. Particle-number conservation

Since the Bose-Hubbard Hamiltonian commutes with the operator of the total number of particles

$$\hat{N} = \sum_{\ell} \hat{a}_{\ell}^{\dagger} \hat{a}_{\ell}, \quad (60)$$

the latter is a good quantum number. Therefore, the eigenstates of the Hamiltonian can be represented as superpositions of the eigenstates of the operator (60) which are given by the product of Fock states

$$|\mathbf{n}_{\Gamma}\rangle = \bigotimes_{\ell} \frac{(\hat{a}_{\ell}^{\dagger})^{n_{\Gamma\ell}}}{\sqrt{n_{\Gamma\ell}!}} |0\rangle, \quad \Gamma = 1, \dots, \mathcal{D}, \quad \mathcal{D} = \frac{(N+L-1)!}{N!(L-1)!}, \quad (61)$$

where Γ labels the configuration of the bosons and the occupation numbers of individual lattice sites $n_{\Gamma\ell}$ satisfy the condition

$$\sum_{\ell} n_{\Gamma\ell} = N \quad (62)$$

for any Γ .

3.3. Translational invariance

In the case of homogeneous lattices with periodic boundary conditions, the Hamiltonian commutes with the translation operator $\hat{\mathcal{T}}$ which shifts the indices of the bosonic operators by one: $\hat{\mathcal{T}}\hat{a}_{\ell_1}\hat{a}_{\ell_2}\cdots \rightarrow \hat{a}_{\ell_1+1}\hat{a}_{\ell_2+1}\cdots$, and it holds $\hat{a}_{\ell} = \hat{\mathcal{T}}^{\ell}\hat{a}_0\hat{\mathcal{T}}^{-\ell}$. In order to simplify the notations, we consider here one-dimensional lattices but the formalism can be easily generalized to higher dimensions. Obviously, after L translations we always return to the original site, i.e., $\hat{\mathcal{T}}^L = \mathbb{I}$. Therefore, the eigenvalues of $\hat{\mathcal{T}}$ are given by $\tau_K = \exp(-iKa)$, where $\hbar K$ are the eigenvalues of the total momentum which takes discrete values $K \equiv K_q = \frac{2\pi}{La}q$ determined by an integer q .

The operator $\hat{\mathcal{T}}$ commutes with the total-number operator \hat{N} . The common eigenstates of $\hat{\mathcal{T}}$ and \hat{N} can be obtained acting by the projection operator [68, 143]

$$\frac{1}{L} \sum_{j=0}^{L-1} \left(\frac{\hat{\mathcal{T}}}{\tau_K} \right)^j \quad (63)$$

on the states (61) which creates linear combinations of the form

$$|\mathbf{n}_{K\Gamma}\rangle = \sum_{m=-\infty}^{\infty} \delta_{q,m\frac{L}{\nu_{\Gamma}}} \frac{1}{\sqrt{\nu_{\Gamma}}} \sum_{j=0}^{\nu_{\Gamma}-1} \left(\frac{\hat{\mathcal{T}}}{\tau_K} \right)^j |\mathbf{n}_{\Gamma}\rangle, \quad (64)$$

where ν_{Γ} is a minimal number of translations required to map the state $|\mathbf{n}_{\Gamma}\rangle$ into itself which has to be a divider of L . Eq. (64) contains only those states $|\mathbf{n}_{\Gamma}\rangle$ that cannot be obtained from the others by cyclic permutations: $|\mathbf{n}_{\Gamma}\rangle \neq \hat{\mathcal{T}}^j |\mathbf{n}_{\Gamma'}\rangle$ for $j = 1, \dots, L-1$. The states (64) satisfy the orthonormality condition $\langle \mathbf{n}_{K\Gamma} | \mathbf{n}_{K'\Gamma'} \rangle = \delta_{\Gamma\Gamma'} \delta_{KK'}$. The sum over m in Eq. (64) implies that the states $|\mathbf{n}_{K\Gamma}\rangle$ do not necessarily exist for all values of K_q . For instance, the states with equal occupation numbers of all sites have $\nu_{\Gamma} = 1$ and, therefore, exist only for $q = mL$, $m = 0, \pm 1, \dots$. On the other hand, the states with distinct occupation numbers have $\nu_{\Gamma} = L$ and, therefore, exist for any q . Eq. (64) can be also rewritten in the form

$$|\mathbf{n}_{K\Gamma}\rangle = \sum_{m=-\infty}^{\infty} \delta_{q,m\frac{L}{\nu_{\Gamma}}} \frac{\sqrt{\nu_{\Gamma}}}{L} \sum_{j=0}^{L-1} \left(\frac{\hat{\mathcal{T}}}{\tau_K} \right)^j |\mathbf{n}_{\Gamma}\rangle. \quad (65)$$

Thus, the eigenstates of the homogeneous system under periodic boundary conditions can be labeled by two indices: K and Ω , where the second index Ω distinguishes between the states with the same value of K . The states (64) are used as a basis in the exact diagonalization because they allow to reduce the dimension of the Hamiltonian matrix by a factor of the order of the number of lattice sites.

3.4. Momentum operators

The translation operator $\hat{\mathcal{T}}$ is a unitary operator and, therefore, can be represented in the form

$$\hat{\mathcal{T}} = \exp \left(-\frac{i}{\hbar} a \sum_{\nu=1}^d \hat{\Pi}_{\nu} \right), \quad (66)$$

where $\hat{\Pi}_{\nu}$ is a component of the momentum operator which is a generator of translations on a discrete lattice in the direction ν . Operators $\hat{\Pi}_{\nu}$ should commute with \hat{H} as well as \hat{N} , and have the eigenvalues $\hbar K$ discussed in the previous section which are restricted modulo $2\pi\hbar/a$.

We consider first the usual momentum operator in a continuous space

$$\hat{\mathbf{P}} = \int \hat{\Psi}^\dagger(\mathbf{x}) (-i\hbar\nabla) \hat{\Psi}(\mathbf{x}) d\mathbf{x} . \quad (67)$$

A lattice version of $\hat{\mathbf{P}}$ can be obtained using the basis of Wannier functions. In the tight-binding approximation, we obtain

$$\hat{\mathbf{P}} = iP_0 \sum_{\nu=1}^d \mathbf{e}_\nu \sum_{\mathbf{l}} \left(\hat{a}_{\mathbf{l}+\mathbf{e}_\nu}^\dagger \hat{a}_{\mathbf{l}} - \text{h.c.} \right) , \quad (68)$$

where

$$P_0 = \hbar \int_{-\frac{La}{2}}^{\frac{La}{2}} W(x) \frac{\partial}{\partial x} W(x-a) dx .$$

In the Fourier space introduced via the transformation

$$\hat{a}_{\mathbf{k}} = \sum_{\mathbf{l}} \varphi_{\mathbf{k}\mathbf{l}}^* \hat{a}_{\mathbf{l}} , \quad \varphi_{\mathbf{k}\mathbf{l}} = \frac{1}{\sqrt{L^d}} \exp(i\mathbf{k} \cdot \mathbf{x}_{\mathbf{l}}) , \quad k_\nu = \frac{2\pi}{La} q_\nu , \quad (69)$$

the momentum operator $\hat{\mathbf{P}}$ takes the following form

$$\hat{\mathbf{P}} = 2P_0 \sum_{\nu=1}^d \mathbf{e}_\nu \sum_{\mathbf{k}} \hat{a}_{\mathbf{k}}^\dagger \hat{a}_{\mathbf{k}} \sin(k_\nu a) . \quad (70)$$

Note that the operators in the momentum space $\hat{a}_{\mathbf{k}}$ satisfy standard bosonic commutation relations and have the following property

$$\sum_{\mathbf{k} \in \text{1BZ}} \hat{a}_{\mathbf{k}}^\dagger \hat{a}_{\mathbf{k}} = \sum_{\mathbf{l}} \hat{a}_{\mathbf{l}}^\dagger \hat{a}_{\mathbf{l}} = \hat{N} . \quad (71)$$

Operator $\hat{\mathbf{P}}$ cannot be identified with $\hat{\Pi}$, because it does not commute with the Hamiltonian (54) due to the interaction term. Instead, the quasi-momentum operator

$$\hat{\mathbf{Q}} = \sum_{\mathbf{k} \in \text{1BZ}} \hbar \mathbf{k} \hat{a}_{\mathbf{k}}^\dagger \hat{a}_{\mathbf{k}} ,$$

is introduced which commutes with the Hamiltonian as well as with the translation operator. However, it is not restricted modulo $2\pi\hbar/a$. A proper momentum operator which satisfies all the conditions is given by [143, 144]

$$\hat{\Pi}_\nu = \frac{2\pi\hbar}{La} \sum_{\ell=1}^{L-1} \left[\frac{1}{2} + \frac{\hat{\mathcal{T}}_\nu^\ell}{\exp(i\frac{2\pi}{L}\ell) - 1} \right] . \quad (72)$$

Although being of fundamental importance, the explicit form of the momentum operator does not play a role for the interpretation of the experiments with ultracold atoms in optical lattices. What is more relevant is the quasi-momentum distribution [145] determined as

$$P(\mathbf{k}) = \frac{1}{N} \langle \hat{\Psi}^\dagger(\mathbf{k}) \hat{\Psi}(\mathbf{k}) \rangle , \quad \hat{\Psi}(\mathbf{k}) = \frac{1}{(La)^{d/2}} \int \hat{\Psi}(\mathbf{x}) \exp(-i\mathbf{k} \cdot \mathbf{x}) d\mathbf{x} , \quad (73)$$

where N should be understood in general as an expectation value of the operator \hat{N} . Taking into account Eqs. (49) and (69) it can be written down in the form

$$P(\mathbf{k}) = \left| \tilde{W}(\mathbf{k}) \right|^2 \frac{\langle \hat{a}_{\mathbf{k}}^\dagger \hat{a}_{\mathbf{k}} \rangle}{N} , \quad \sum_{\mathbf{k}} P(\mathbf{k}) = 1 , \quad (74)$$

where

$$\tilde{W}(\mathbf{k}) = \frac{1}{a^{d/2}} \int W(\mathbf{x}) \exp(-i\mathbf{k} \cdot \mathbf{x}) d\mathbf{x}, \quad (75)$$

and the values of \mathbf{k} are not restricted to the first Brillouin zone. The normalization constants in Eqs. (69), (73) are chosen such that

$$\sum_{\mathbf{k}} \hat{\Psi}^\dagger(\mathbf{k}) \hat{\Psi}(\mathbf{k}) = \int \hat{\Psi}^\dagger(\mathbf{x}) \hat{\Psi}(\mathbf{x}) d\mathbf{x} = \hat{N}.$$

In the Gaussian approximation (15), $\tilde{W}(\mathbf{k})$ has the form

$$\tilde{W}(\mathbf{k}) = (4\pi)^{d/4} \left(\frac{a_{\text{ho}}}{a}\right)^{d/2} \exp\left(-\frac{1}{2}k^2 a_{\text{ho}}^2\right). \quad (76)$$

Usually in the theoretical analysis of the lattice problems based on the Bose-Hubbard model (54), the Wannier functions are omitted. Then the expression for the quasi-momentum distribution is considered to be

$$\tilde{P}(\mathbf{k}) = \frac{\langle \hat{a}_{\mathbf{k}}^\dagger \hat{a}_{\mathbf{k}} \rangle}{N}, \quad \sum_{\mathbf{k} \in \text{1BZ}} \tilde{P}(\mathbf{k}) = 1. \quad (77)$$

In an infinite system, \mathbf{k} is a continuous variable and it makes sense to redefine the quasi-momentum distribution as $\tilde{P}_\infty(\mathbf{k}) = (La/2\pi)^d \tilde{P}(\mathbf{k})$ in order to have a proper normalization: $\int_{\mathbf{k} \in \text{1BZ}} \tilde{P}_\infty(\mathbf{k}) d\mathbf{k} = 1$.

Eq. (69) allows to express the momentum distribution in terms of the operators in real space in the form of a double sum over the lattice sites. In a translationally invariant system, the double sum can be converted into a single sum and Eq. (77) takes the form of the discrete Fourier transform:

$$\tilde{P}(\mathbf{k}_q) = \frac{1}{N} \sum_{\ell_1=0}^{L-1} \cdots \sum_{\ell_d=0}^{L-1} \exp[i\mathbf{k}_q \cdot (\mathbf{x}_1 - \mathbf{x}_0)] \langle \hat{a}_0^\dagger \hat{a}_1 \rangle. \quad (78)$$

One can show that $\tilde{P}(\mathbf{k}_q)$ in the last equation is real-valued.

In general, the quasi-momentum distribution $\tilde{P}_\infty(\mathbf{k})$ defined by Eq. (77) is an even and periodic function of k_ν with the period $2\pi/a$. For $J > 0$, it takes maximal (minimal) values at $ka = \pi m$, $m = 0, \pm 2, \pm 4, \dots$ ($m = \pm 1, \pm 3, \dots$). In the case of negative J , the positions of the minima and maxima are reversed. However, the presence of $|\tilde{W}(\mathbf{k})|^2$ in Eq. (74) for the true quasi-momentum distribution destroys this periodic structure resulting in smaller heights of the peaks with larger values of \mathbf{k} . With the decrease of the hopping parameter J the spatial correlations of bosons become weaker which leads to the broadening of the momentum distribution.

4. Basic definitions

4.1. Thermodynamic quantities

We remind the definitions of the basic thermodynamic quantities which are often used in the studies of the many-body lattice problems. Starting with the grand-canonical partition function

$$\mathcal{Z}(\mu, T) = \text{Tr} \exp\left(-\frac{\hat{H} - \mu \hat{N}}{k_B T}\right) \quad (79)$$

the free energy is defined as

$$\mathcal{F}(\mu, T) = -k_B T \ln \mathcal{Z}(\mu, T). \quad (80)$$

The derivative of the free energy gives the mean number of particles per lattice site (filling factor)

$$\langle \hat{n}_1 \rangle = -L^{-d} \frac{\partial \mathcal{F}}{\partial \mu}, \quad \langle \hat{n}_1 \rangle = \frac{N}{L^d}, \quad (81)$$

and the derivative of the latter gives the (isothermal) compressibility ⁴

$$\kappa = \left(\frac{\partial \langle \hat{n}_1 \rangle}{\partial \mu} \right)_T . \quad (82)$$

The compressibility is related to the fluctuations of the total number of particles:

$$\kappa = \frac{1}{L^d} \frac{\langle \hat{N}^2 \rangle - N^2}{k_B T} . \quad (83)$$

At zero temperature, the free energy takes the form

$$\mathcal{F}(\mu, T = 0) = \min_N (E_N - \mu N) , \quad (84)$$

where E_N is the ground-state energy of N particles with N being a non-negative integer. If N can be considered as a continuous variable, the minimization in Eq. (84) gives

$$\mu(N) = \frac{\partial E_N}{\partial N} . \quad (85)$$

However, strictly speaking N in Eq. (84) is discrete and the minimization leads to the fact that the chemical potential μ is enclosed in the interval $[\mu_-, \mu_+]$, where the boundaries are given by

$$\mu_{\pm}(N) = \pm (E_{N \pm 1} - E_N) . \quad (86)$$

Discrete analogue of Eq. (82) has the form

$$\kappa^{-1} = L^d [\mu_+(N) - \mu_-(N)] = L^d \Delta_c \quad (87)$$

and defines the one-particle ('charge') gap

$$\Delta_c = E_{N+1} + E_{N-1} - 2E_N . \quad (88)$$

This is different from the 'neutral' gap Δ_n which is defined as the energy difference of the lowest excited state and the ground state with the same number of particles N .

In inhomogeneous lattices, it is useful to consider local quantities. For instance, local (on-site) compressibility [147, 148]

$$\kappa_1 = \frac{\partial \langle \hat{n}_1 \rangle}{\partial \mu_1} \quad (89)$$

quantifies the response of local density to the local variations of the chemical potential.

4.2. Superfluidity

Superfluidity is one of the most fascinating phenomena which can occur in many-body quantum systems at low temperature [149, 150]. It was discovered first in the experiments with liquid helium [151, 152] and also observed with ultracold atomic gases in traps [153–156] and in shallow optical lattices [157–159]. Superfluidity is usually related to the flow properties of a quantum system which is assumed to be composed of a normal and superfluid components distinguished through their behavior in the presence of moving boundaries. If the system is enclosed in a narrow region between two moving walls, the normal component

⁴ This is slightly different from the standard definition [146]

$$\kappa_T = -\frac{1}{V} \left(\frac{\partial V}{\partial P} \right)_{T,N} = \frac{V}{N^2} \left(\frac{\partial N}{\partial \mu} \right)_{T,V} = \frac{a^d}{\langle \hat{n}_1 \rangle^2} \left(\frac{\partial \langle \hat{n}_1 \rangle}{\partial \mu} \right)_{T,V} = \frac{a^d}{\langle \hat{n}_1 \rangle^2} \kappa .$$

is dragged by the walls, whereas the superfluid remains at rest. In other words, the superfluid is at rest in the lab frame, while the normal component is at rest in the frame of the moving walls.

The superfluidity is quantified imposing twisted boundary conditions on the many-body wavefunction [160–162]

$$\Psi(\dots, \mathbf{x}_j + L' \mathbf{e}_\nu, \dots) = e^{i\theta} \Psi(\dots, \mathbf{x}_j, \dots), \quad (90)$$

where L' is the linear size of the system⁵ and the twist angle $\theta \in (0, \pi)$. This requirement leads to the increase of the free energy \mathcal{F} which is attributed to the kinetic energy of the superfluid. Since the corresponding velocity is fixed by the value of theta, the number of particles in the superfluid component N_s is determined as

$$\mathcal{F}(\mathbf{k}_s) - \mathcal{F}(0) = \frac{\hbar^2 k_s^2}{2M} N_s, \quad \mathbf{k}_s = \mathbf{e}_\nu \frac{\theta}{L'}, \quad (91)$$

which readily gives the superfluid fraction determined as $\nu_s = N_s/N$. According to this definition, $\nu_s \in [0, 1]$ and the upper bound corresponds to noninteracting particles in free space at zero temperature. In the limit $k_s \rightarrow 0$, Eq. (91) yields

$$\nu_s = \frac{M}{\hbar^2 N} \nabla_{\mathbf{k}_s}^2 \mathcal{F} \Big|_{k_s=0}. \quad (92)$$

Then in the case of noninteracting particles in a periodic potential at $T = 0$, we get $\nu_s = M/M_*$ [163, 164], where M_* is the effective mass, which follows from the dispersion relation of non-interacting particles. In the tight-binding regime, M_* is given by

$$M_* = \hbar^2 / (2Ja^2), \quad (93)$$

and $\nu_s = \pi^2 J / E_R$ is exponentially small. This makes the measurement of the superfluid fraction in deep optical lattices rather difficult. Nevertheless, this quantity plays a fundamental role in the theoretical studies due to the possibility of the superfluid-insulator transition.

In a lattice model, the dispersion relation of noninteracting particles $\epsilon_{\mathbf{k}}$ has a quadratic form only for small \mathbf{k} . For the description of the superfluid properties of the system it is convenient to introduce the superfluid stiffness in analogy to Eq. (91):

$$f_N^s = \frac{\mathcal{F}(\mathbf{k}_s) - \mathcal{F}(0)}{N(\epsilon_{\mathbf{k}_s} - \epsilon_0)}, \quad \mathbf{k}_s = \mathbf{e}_\nu \frac{\theta}{La}. \quad (94)$$

For noninteracting particles in a translationally invariant lattice, $f_N^s \equiv 1$ for arbitrary k_s . For small k_s , Eq. (94) can be rewritten in the form (92) with M replaced by the effective mass M_* . In the hydrodynamic approach the superfluid stiffness is related to isothermal compressibility κ as

$$f_N^s = M_* \kappa c_s^2 / \langle \hat{n}_1 \rangle, \quad (95)$$

where c_s is the sound velocity.

From the practical point of view, twisted boundary conditions can be introduced in slightly different ways. One of the often used possibilities is to impose antiperiodic boundary conditions [165] which corresponds to $\theta = \pi$. This allows to avoid complex arithmetics in the numerical calculations. Another option is to introduce Peierls phase factors $\exp(i\theta/L)$ into the hopping part of the Hamiltonian (54) by means of transformation $\hat{a}_1 \rightarrow \hat{a}_1 \exp(i\mathbf{k}_s \cdot \mathbf{x}_1)$. It is interesting to note that the Peierls phases of arbitrary magnitude can be created by periodic shaking of the optical lattice along a chosen direction [166] as it was demonstrated experimentally in Ref. [167].

One can also consider the limit $\theta \rightarrow 0$ which leads to the concept of winding number [168] used in QMC calculations. In addition, in this case one can express the superfluid stiffness at zero temperature as [63, 64, 169]

$$f_N^s = -\frac{1}{2NJ} \langle \Psi_0 | \hat{H}_\nu^{\text{kin}} | \Psi_0 \rangle - \frac{1}{NJ} \sum_{\lambda \neq 0} \frac{|\langle \Psi_\lambda | \hat{J}_\nu | \Psi_0 \rangle|^2}{E_\lambda - E_0}, \quad (96)$$

⁵In the case of a periodic potential, $L' = La$.

where

$$\hat{J}_\nu = iJ \sum_{\mathbf{l}} \left(\hat{a}_{\mathbf{l}}^\dagger \hat{a}_{\mathbf{l}+\mathbf{e}_\nu} - \hat{a}_{\mathbf{l}+\mathbf{e}_\nu}^\dagger \hat{a}_{\mathbf{l}} \right) \quad (97)$$

is the current operator for the direction ν which up to a constant prefactor coincides with the operator (68). The operator \hat{J}_ν can be formally obtained taking the derivative with respect to θ in the Hamiltonian with the Peierls phase factors and considering the limit $\theta \rightarrow 0$ (see, e.g., Ref. [170]). Eq. (96) shows that the superfluidity is not just a property of the ground state but also contains information about all excited states described by the second term which always gives a negative contribution.

4.3. Bose-Einstein condensation

The Bose-Einstein condensation is in general defined as a macroscopic population of an eigenstate of the one-body density matrix [171, 172] $\rho_1(\mathbf{x}, \mathbf{x}') = \langle \hat{\Psi}^\dagger(\mathbf{x}) \hat{\Psi}(\mathbf{x}') \rangle$. Formally, this is determined from the solution of the eigenvalue problem

$$\int \rho_1(\mathbf{x}, \mathbf{x}') \phi_i(\mathbf{x}') d\mathbf{x}' = N_i \phi_i(\mathbf{x}), \quad (98)$$

where index i labels the eigenstates.

In the tight-binding regime, the eigenfunctions $\phi_i(\mathbf{x})$ as well as the field operator $\hat{\Psi}(\mathbf{x})$ are decomposed in the basis of the Wannier functions for the lowest Bloch band which leads to the lattice version of Eq. (98):

$$\sum_{\mathbf{l}'} \langle \hat{a}_{\mathbf{l}'}^\dagger \hat{a}_{\mathbf{l}'} \rangle \phi_{i\mathbf{l}'} = N_i \phi_{i\mathbf{l}}, \quad (99)$$

where the eigenvalues N_i remain the same. The discrete eigenfunctions satisfy the orthonormality condition

$$\sum_{\mathbf{l}} \phi_{i\mathbf{l}}^* \phi_{j\mathbf{l}} = \delta_{ij}, \quad (100)$$

and the sum of all N_i gives the total number of particles N . If the largest eigenvalue is labeled by $i = 0$, the condensate fraction is determined as $f_N^c = N_0/N$. In a homogeneous lattice with periodic boundary conditions, the discrete one-body density matrix with the entries $F_a(\mathbf{l}_1, \mathbf{l}_2) \equiv \langle \hat{a}_{\mathbf{l}_1}^\dagger \hat{a}_{\mathbf{l}_2} \rangle$ depends only on $\mathbf{l}_2 - \mathbf{l}_1$. The eigenfunction corresponding to the largest eigenvalue is constant, $\phi_{0\mathbf{l}} = L^{-d/2}$, and

$$N_0 = \sum_{\ell_1=0}^{L-1} \cdots \sum_{\ell_d=0}^{L-1} \langle \hat{a}_{\mathbf{0}}^\dagger \hat{a}_{\mathbf{l}} \rangle. \quad (101)$$

Therefore, $f_N^c = \tilde{P}(\mathbf{0})$.

A sufficient condition for the existence of a Bose Einstein condensate is the off-diagonal long-range order of the one-body density matrix [89, 173, 174]. If the asymptotic value

$$N_0^{\mathbf{k}=0} = \lim_{|\mathbf{x}-\mathbf{x}'| \rightarrow \infty} \rho_1(\mathbf{x}, \mathbf{x}') \equiv N P(\mathbf{k} = 0) \quad (102)$$

does not vanish, there is a finite fraction of particles with zero momentum. In the tight-binding regime and in a translationally invariant lattice,

$$N_0^{\mathbf{k}=0}/N = \left| \tilde{W}(\mathbf{0}) \right|^2 f_N^c. \quad (103)$$

Since $\left| \tilde{W}(\mathbf{0}) \right|^2$ is smaller than one, the fraction of particles with zero momentum is smaller than the condensate fraction in agreement with a general statement that $N_0^{\mathbf{k}=0}$ is a lower estimate of N_0 [175]. It was also demonstrated in two dimensional lattices without using tight-binding approximation that the difference between $N_0^{\mathbf{k}=0}/N$ and f_N^c can be large [175]. In the experiments with ultracold atoms, $P(\mathbf{k})$ is usually measured which gives a direct access to $N_0^{\mathbf{k}=0}$ (see, e.g., [22, 23, 25, 176]). However, due to inhomogeneities caused, for instance, by harmonic confinement, there is no simple relation like (103) between $N_0^{\mathbf{k}=0}$ and f_N^c and more careful analysis is necessary in order to extract f_N^c from the experimental data.

5. Main experimental techniques

Possibility of experimental control is an attractive feature of ultracold atoms in optical lattices. Below we briefly discuss the main experimental methods which provide information about the state of the system and give motivation for theoretical studies.

5.1. Time-of-flight imaging

Spatial coherence of ultracold atoms is usually probed by the time-of-flight imaging of expanding atomic cloud after sudden switching-off the lattice and confining potentials [3, 37, 177]. The images obtained by the resonant absorption of photons are directly related to the density profiles. When the phase coherence length is at least of the order of several lattice spacings, the density distribution of an expanding cloud shows an interference pattern which has the symmetry of the reciprocal lattice. This is usually interpreted as a signature of superfluidity. If the phase coherence length is of the order of one lattice spacing, the density distribution becomes broad and does not show any peaks [37, 91].

In the experiments, the expansion times are sufficiently long such that the interaction effects during the expansion are negligible [178]. For

$$\omega_{\text{R}t} \gg \frac{R_0}{a} \sqrt{\frac{E_{\text{R}}}{\hbar\omega_{\text{ho}}}}, \quad (104)$$

where R_0 is the characteristic size of the atomic cloud before expansion, and ω_{ho} is the effective oscillation frequency at the bottom of a lattice well given by Eq. (14), the matter-field operator takes the form [178, 179]

$$\hat{\psi}(\mathbf{x}, t) \approx \left(\frac{M}{\hbar t}\right)^{d/2} \tilde{W}(\mathbf{k}) \sum_{\mathbf{l}} \exp\left(-i\mathbf{k} \cdot \mathbf{x}_1 + i\frac{M}{2\hbar t} \mathbf{x}_1^2\right) \hat{a}_{\mathbf{l}}, \quad \mathbf{k} = \frac{M\mathbf{x}}{\hbar t}, \quad (105)$$

where we omitted unimportant phase factors. The expectation value of the density operator $\langle \hat{\psi}^\dagger(\mathbf{x}, t)\hat{\psi}(\mathbf{x}, t) \rangle \equiv \rho_{\text{ToF}}(\mathbf{x}, t)$ is given by

$$\rho_{\text{ToF}}(\mathbf{x}, t) = \left(\frac{M}{\hbar t}\right)^d \left|\tilde{W}(\mathbf{k})\right|^2 \mathcal{S}(\mathbf{k}), \quad (106)$$

$$\mathcal{S}(\mathbf{k}) = \sum_{\mathbf{l}_1, \mathbf{l}_2} \exp\left[i\mathbf{k} \cdot (\mathbf{x}_{\mathbf{l}_1} - \mathbf{x}_{\mathbf{l}_2}) - i\frac{M}{2\hbar t} (\mathbf{x}_{\mathbf{l}_1}^2 - \mathbf{x}_{\mathbf{l}_2}^2)\right] \langle \hat{a}_{\mathbf{l}_1}^\dagger \hat{a}_{\mathbf{l}_2} \rangle. \quad (107)$$

The second term of the exponential function in Eq. (107) can be neglected, if

$$\omega_{\text{R}t} \gg \frac{\ell_c R_0}{a^2} \frac{\pi^2}{2}, \quad (108)$$

where ℓ_c is a characteristic coherence length of the system which is of the order of few a in the Mott-insulator (MI) phase and of the order of R_0 in the superfluid (SF) phase. Under condition (108), $\mathcal{S}(\mathbf{k}) = L^d \langle \hat{a}_{\mathbf{k}}^\dagger \hat{a}_{\mathbf{k}} \rangle$ and, therefore, describes the quasi-momentum distribution (77). However, the expansion times in the experiments are usually shorter than those given by the ‘‘far-field’’ condition (108), although Eq. (104) is fulfilled. Therefore, for the interpretation of the experimental data it is important to keep the second term in the exponential function in Eq. (107) as it was demonstrated in Ref. [178]. It is also necessary to keep in mind that experimentally one observes a two-dimensional column density $\rho_{\perp}(\mathbf{r}_{\perp}, t)$ obtained from $\rho_{\text{ToF}}(\mathbf{r}, t)$ by the integration along the probe line of sight.

The structure of the density distribution of the time-of-flight images is quantitatively described by visibility [178, 180]

$$\mathcal{V} = \frac{\rho_{\perp}(\mathbf{k}_{\text{max}}) - \rho_{\perp}(\mathbf{k}_{\text{min}})}{\rho_{\perp}(\mathbf{k}_{\text{max}}) + \rho_{\perp}(\mathbf{k}_{\text{min}})}. \quad (109)$$

In a three-dimensional setup, a special choice of the two-dimensional vectors \mathbf{k}_{max} and \mathbf{k}_{min} allows to cancel the contribution of the function $\tilde{W}_0(\mathbf{k})$ and replace $\rho_{\perp}(\mathbf{k})$ in Eq. (109) by $\mathcal{S}_{\perp}(\mathbf{k})$. This is achieved, provided that \mathbf{k}_{max} is in the center of the second Brillouin zone, i.e., $\mathbf{k}_{\text{max}}a = (2\pi, 0)$, and \mathbf{k}_{min} is along a diagonal

and has the same length as \mathbf{k}_{\max} , i.e., $\mathbf{k}_{\min}a = \sqrt{2}(\pi, \pi)$. Eqs. (106), (107), (109) show that the one-body density matrix plays an important role in the experiments with ultracold atoms in optical lattices.

An interesting aspect of the time-of-flight images is that in each experimental measurement a single realization of the density distribution is observed rather than the expectation value [181]. This allows to extract the density-density correlation function

$$\mathcal{G}(\mathbf{x}_1, \mathbf{x}_2) = \langle \hat{\psi}^\dagger(\mathbf{x}_1, t) \hat{\psi}(\mathbf{x}_1, t) \hat{\psi}^\dagger(\mathbf{x}_2, t) \hat{\psi}(\mathbf{x}_2, t) \rangle - \langle \hat{\psi}^\dagger(\mathbf{x}_1, t) \hat{\psi}(\mathbf{x}_1, t) \rangle \langle \hat{\psi}^\dagger(\mathbf{x}_2, t) \hat{\psi}(\mathbf{x}_2, t) \rangle \quad (110)$$

from the experimental data and constitutes the basic idea of noise-correlation interferometry [182–184]. It provides information on spatial order in the lattice that is absent in the average density.

In order to simplify equations, we consider the regime of large expansion times such that the condition (108) is fulfilled. Using equal-time commutation relations for bosonic field operators and Eq. (105), we can rewrite Eq. (110) in the form [184, 185]

$$\begin{aligned} \mathcal{G}(\mathbf{x}_1, \mathbf{x}_2) &= \left(\frac{M}{\hbar t} \right)^{2d} \left| \tilde{W}(\mathbf{k}_1) \right|^2 \left\{ \left| \tilde{W}(\mathbf{k}_2) \right|^2 \sum_{\mathbf{l}_1 \mathbf{l}_2 \mathbf{l}_3 \mathbf{l}_4} e^{i\mathbf{k}_1 \cdot (\mathbf{x}_1 - \mathbf{x}_{\mathbf{l}_3})} e^{i\mathbf{k}_2 \cdot (\mathbf{x}_{\mathbf{l}_2} - \mathbf{x}_{\mathbf{l}_4})} \langle \hat{a}_{\mathbf{l}_1}^\dagger \hat{a}_{\mathbf{l}_2}^\dagger \hat{a}_{\mathbf{l}_3} \hat{a}_{\mathbf{l}_4} \rangle \right. \\ &\quad \left. + \delta(\mathbf{k}_1 - \mathbf{k}_2) \sum_{\mathbf{l}_1 \mathbf{l}_2} e^{i\mathbf{k}_1 \cdot (\mathbf{x}_1 - \mathbf{x}_{\mathbf{l}_2})} \langle \hat{a}_{\mathbf{l}_1}^\dagger \hat{a}_{\mathbf{l}_2} \rangle - \left| \tilde{W}(\mathbf{k}_2) \right|^2 \mathcal{S}(\mathbf{k}_1) \mathcal{S}(\mathbf{k}_2) \right\}, \end{aligned} \quad (111)$$

where the first term is the second-order correlator, while the second term which gives delta-peak for vanishing relative momentum corresponds to the correlations of an atom with itself (autocorrelation). In the case of fermions, this term would enter with the minus sign.

In terms of the operators (69) in the quasi-momentum space, we get

$$\begin{aligned} \mathcal{G}(\mathbf{x}_1, \mathbf{x}_2) &= \left(\frac{M}{\hbar t} \right)^{2d} L^{2d} \left| \tilde{W}(\mathbf{k}_1) \right|^2 \\ &\times \left\{ \left| \tilde{W}(\mathbf{k}_2) \right|^2 \left[\langle \hat{n}_{\mathbf{k}_1} \hat{n}_{\mathbf{k}_2} \rangle - \langle \hat{n}_{\mathbf{k}_1} \rangle \langle \hat{n}_{\mathbf{k}_2} \rangle - \langle \hat{n}_{\mathbf{k}_1} \rangle \delta_{\mathbf{k}_1 - \mathbf{k}_2, \mathbf{q} \frac{2\pi}{La}} \right] + \langle \hat{n}_{\mathbf{k}_1} \rangle \delta_{\mathbf{k}_1, \mathbf{k}_2} \right\}, \end{aligned} \quad (112)$$

where \mathbf{q} is a d -dimensional vector of arbitrary integers. This leads to the following lattice version of the noise-correlation function used in theoretical studies [185, 186]:

$$\mathcal{G}_L(\mathbf{k}_1, \mathbf{k}_2) = \langle \hat{n}_{\mathbf{k}_1} \hat{n}_{\mathbf{k}_2} \rangle - \langle \hat{n}_{\mathbf{k}_1} \rangle \langle \hat{n}_{\mathbf{k}_2} \rangle - \langle \hat{n}_{\mathbf{k}_1} \rangle \delta_{\mathbf{k}_1 - \mathbf{k}_2, \mathbf{q} \frac{2\pi}{La}}, \quad \mathbf{q} \neq \mathbf{0}. \quad (113)$$

If the lattice potential is switched off slowly enough such that no transitions between the Bloch bands take place, the quasi-momentum of atoms is projected to the usual momentum. As a consequence, the population of the n th Bloch band is mapped into the momentum interval corresponding to the n th Brillouin zone. This is used in the bandmapping technique which allows momentum-resolved measurements of the populations of the lowest Bloch bands [37, 187].

5.2. Optical Bragg spectroscopy

Information about the excitation spectrum of the many-body system can be obtained with the aid of optical Bragg spectroscopy [5, 38–40, 171, 177, 188–191]. In ultracold atomic gases it is performed using two laser beams with the wavevectors \mathbf{k}_1 and \mathbf{k}_2 and frequencies ω_1 and ω_2 . This setup allows to transfer the momentum $\hbar\mathbf{k} = \hbar(\mathbf{k}_1 - \mathbf{k}_2)$ and the energy $\hbar\omega = \hbar(\omega_1 - \omega_2)$ to the atomic sample which can be tuned independently [40]. The measurement is performed again as a time-of-flight imaging of the expanding atomic cloud.

This kind of perturbation is described by the Hamiltonian

$$\begin{aligned} \hat{H}_{\text{Bragg}} &= V_{\text{Bragg}} \int d\mathbf{x} \cos(\mathbf{k} \cdot \mathbf{x} - \omega t) \hat{\psi}^\dagger(\mathbf{x}, t) \hat{\psi}(\mathbf{x}, t) \\ &= \frac{V_{\text{Bragg}}}{2} \left[\hat{\rho}^\dagger(\mathbf{k}, t) \exp(-i\omega t) + \hat{\rho}(\mathbf{k}, t) \exp(i\omega t) \right], \end{aligned} \quad (114)$$

where

$$\hat{\rho}(\mathbf{k}, t) = \int d\mathbf{x} \exp(-i\mathbf{k} \cdot \mathbf{x}) \hat{\psi}^\dagger(\mathbf{x}, t) \hat{\psi}(\mathbf{x}, t), \quad \hat{\rho}^\dagger(\mathbf{k}, t) = \hat{\rho}(-\mathbf{k}, t). \quad (115)$$

In the linear-response regime, the fluctuation of the density induced by the perturbation is given by the susceptibility $\chi(\mathbf{k}, \omega)$ which depends only on the properties of the system in the absence of perturbation. It is determined by the relation [171]

$$\langle \hat{\rho}(\mathbf{k}, t) \rangle_{V_{\text{Bragg}}} - \langle \hat{\rho}(\mathbf{k}, t) \rangle_0 = [\chi(\mathbf{k}, \omega) e^{-i\omega t} + \chi(\mathbf{k}, -\omega) e^{i\omega t}] V_{\text{Bragg}}. \quad (116)$$

Due to the causality of the response to the perturbation, the susceptibility $\chi(\mathbf{k}, \omega)$ is an analytic function of ω in the upper half of the complex plane and, therefore, satisfies the Kramers-Kronig relation

$$\chi(\mathbf{k}, \omega) = \frac{1}{i\pi} \int_{-\infty}^{\infty} \chi(\mathbf{k}, \omega') \frac{\mathcal{P}}{\omega' - \omega} d\omega', \quad (117)$$

where \mathcal{P} denotes the principal value. Eq. (117) establishes the relation between the real and imaginary parts of χ .

The probability to transfer the momentum $\hbar\mathbf{k}$ and energy $\hbar\omega$ into the many-body system is proportional to the dynamic structure factor

$$S(\mathbf{k}, \omega) = \frac{1}{2\pi} \int_{-\infty}^{\infty} dt \langle \Delta\hat{\rho}(\mathbf{k}, 0) \Delta\hat{\rho}(-\mathbf{k}, t) \rangle \exp(-i\omega t), \quad (118)$$

where $\Delta\hat{\rho}(\mathbf{k}, t)$ is the spatial Fourier transform of the density-fluctuation operator

$$\Delta\hat{\rho}(\mathbf{x}, t) = \hat{\psi}^\dagger(\mathbf{x}, t) \hat{\psi}(\mathbf{x}, t) - \langle \hat{\psi}^\dagger(\mathbf{x}, t) \hat{\psi}(\mathbf{x}, t) \rangle. \quad (119)$$

In terms of $S(\mathbf{k}, \omega)$, the susceptibility function is given by

$$\begin{aligned} \text{Re}[\chi(\mathbf{k}, \omega)] &= \int_{-\infty}^{\infty} \left[S(\mathbf{k}, \omega') \frac{\mathcal{P}}{\omega' - \omega} + S(-\mathbf{k}, \omega') \frac{\mathcal{P}}{\omega' + \omega} \right] d\omega', \\ \text{Im}[\chi(\mathbf{k}, \omega)] &= \pi [S(\mathbf{k}, \omega) - S(-\mathbf{k}, -\omega)]. \end{aligned} \quad (120)$$

If we denote the eigenstates of the unperturbed Hamiltonian by $|\Psi_\lambda\rangle$ with $\lambda = 0$ corresponding to the ground state, the expression (118) at zero temperature can be rewritten in the form

$$S(\mathbf{k}, \omega) = \frac{1}{\hbar} \sum_{\lambda} \left| \langle \Psi_\lambda | \Delta\hat{\rho}(-\mathbf{k}) | \Psi_0 \rangle \right|^2 \delta(\omega - \omega_{\lambda 0}). \quad (121)$$

A finite-temperature generalization of Eq. (121) is given by

$$S(\mathbf{k}, \omega) = \frac{1}{\hbar \mathcal{Z}} \sum_{\lambda_1 \lambda_2} \exp\left(-\frac{E_{\lambda_2}}{k_B T}\right) \left| \langle \Psi_{\lambda_1} | \Delta\hat{\rho}(-\mathbf{k}) | \Psi_{\lambda_2} \rangle \right|^2 \delta(\omega - \omega_{\lambda_1 \lambda_2}), \quad (122)$$

where \mathcal{Z} is the partition function.

The dynamic structure factor obeys certain sum-rules [171, 192]. For instance, the energy-weighted moment is given by

$$\hbar^2 \int_{-\infty}^{\infty} S(\mathbf{k}, \omega) \omega d\omega = \frac{1}{2} \langle [\Delta\hat{\rho}^\dagger(\mathbf{k}), [\hat{H}, \Delta\hat{\rho}(\mathbf{k})]] \rangle = N \frac{\hbar^2 k^2}{2M}, \quad (123)$$

which is known as f-sum rule. It holds for a wide class of many-body systems independent on the external potential and temperature. Eq. (123) is directly related to the equation of continuity and the conservation of the particles number. The inverse energy-weighted moment in the long-wavelength limit has the form

$$\lim_{\mathbf{k} \rightarrow 0} \int_{-\infty}^{\infty} \frac{S(\mathbf{k}, \omega)}{\omega} d\omega = N \frac{\kappa_T}{2}, \quad (124)$$

where κ_T is the isothermal compressibility (see footnote in Sec. 4.1). Eq. (124) is referred to as the compressibility sum rule. The zeroth moment of $S(\mathbf{k}, \omega)$ yields the static structure factor:

$$S_0(\mathbf{k}) = \frac{\hbar}{N} \int_{-\infty}^{\infty} S(\mathbf{k}, \omega) d\omega = \frac{1}{N} \langle \Delta \hat{\rho}(\mathbf{k}) \Delta \hat{\rho}(-\mathbf{k}) \rangle \quad (125)$$

which is the Fourier transform of the density-density correlation function in real space. Together with Eq. (115), this implies

$$S_0(0) = \left(\langle \hat{N}^2 \rangle - N^2 \right) / N . \quad (126)$$

If the fluctuations of the total number of particles vanish, which is always the case in the canonical ensemble, $S_0(0)$ vanishes as well.

If we restrict ourselves to the lowest Bloch band, the static structure factor takes the form

$$S_0(\mathbf{k}) = 1 + \frac{1}{N} \sum_{\mathbf{l}_1 \mathbf{l}_2 \mathbf{l}_3 \mathbf{l}_4} G_{\mathbf{l}_1 \mathbf{l}_2}(\mathbf{k}) G_{\mathbf{l}_4 \mathbf{l}_3}^*(\mathbf{k}) \left[\langle \hat{a}_{\mathbf{l}_1}^\dagger \hat{a}_{\mathbf{l}_3}^\dagger \hat{a}_{\mathbf{l}_2} \hat{a}_{\mathbf{l}_4} \rangle - \langle \hat{a}_{\mathbf{l}_1}^\dagger \hat{a}_{\mathbf{l}_2} \rangle \langle \hat{a}_{\mathbf{l}_3}^\dagger \hat{a}_{\mathbf{l}_4} \rangle \right] , \quad (127)$$

where

$$G_{\mathbf{l}_1 \mathbf{l}_2}(\mathbf{k}) = \int d\mathbf{x} W_{\mathbf{l}_1}^*(\mathbf{x}) W_{\mathbf{l}_2}(\mathbf{x}) \exp(-i\mathbf{k} \cdot \mathbf{x}) \quad (128)$$

with $W_{\mathbf{l}}(\mathbf{x}) \equiv W(\mathbf{x} - \mathbf{x}_{\mathbf{l}})$ being the Wannier function for the lowest Bloch band. Thus, $S_0(\mathbf{k})$ contains correlations of four lattice points. It is easy to see that $G_{\mathbf{l}_1 \mathbf{l}_2}(\mathbf{k} = 0) = \delta_{\mathbf{l}_1 \mathbf{l}_2}$ and Eq. (126) is fulfilled.

The absolute values of $G_{\mathbf{l}_1 \mathbf{l}_2}(\mathbf{k})$ decrease with increasing distance between the lattice points \mathbf{l}_1 and \mathbf{l}_2 . Taking into account only the dominant terms with $\mathbf{l}_2 = \mathbf{l}_1$ and $\mathbf{l}_4 = \mathbf{l}_3$ in Eq. (127), we come to the expression

$$S_0(\mathbf{k}) = 1 + G_0^2(\mathbf{k}) \left[\tilde{S}_0(\mathbf{k}) - 1 \right] , \quad (129)$$

where

$$\tilde{S}_0(\mathbf{k}) = \frac{1}{N} \sum_{\mathbf{l}_1, \mathbf{l}_2} F_n(\mathbf{l}_1, \mathbf{l}_2) \exp[i\mathbf{k} \cdot (\mathbf{x}_{\mathbf{l}_2} - \mathbf{x}_{\mathbf{l}_1})] \quad (130)$$

with the particle-number correlation function

$$F_n(\mathbf{l}_1, \mathbf{l}_2) = \langle \hat{n}_{\mathbf{l}_1} \hat{n}_{\mathbf{l}_2} \rangle - \langle \hat{n}_{\mathbf{l}_1} \rangle \langle \hat{n}_{\mathbf{l}_2} \rangle \quad (131)$$

is the discrete analogue of $S_0(\mathbf{k})$. It corresponds to the fluctuations of the particle number described by the operator $\Delta \hat{n}_{\mathbf{l}} = \hat{n}_{\mathbf{l}} - \langle \hat{n}_{\mathbf{l}} \rangle$ and contains only particle-number correlations of two sites.

$G_0(\mathbf{k})$ in Eq. (129) is defined as

$$G_0(\mathbf{k}) \equiv |G_{\mathbf{l} \mathbf{l}}(\mathbf{k})| = \int d\mathbf{x} |W(\mathbf{x})|^2 \exp(-i\mathbf{k} \cdot \mathbf{x}) . \quad (132)$$

In the Gaussian approximation (15) it takes the form

$$G_0(\mathbf{k}) \approx \exp \left[- \left(\frac{ka}{2\pi} \right)^2 \sqrt{\frac{E_R}{V_0}} \right] . \quad (133)$$

The "discrete" dynamic structure factor $\tilde{S}(\mathbf{k}, \omega)$ corresponding to the static structure factor $\tilde{S}_0(\mathbf{k})$ is determined by Eqs. (118), (121), (122) with the operator $\Delta \hat{\rho}(\mathbf{k}, t)$ replaced by

$$\Delta \hat{n}(\mathbf{k}) = \sum_{\mathbf{l}} (\hat{n}_{\mathbf{l}} - \langle \hat{n}_{\mathbf{l}} \rangle) \exp(-i\mathbf{k} \cdot \mathbf{x}_{\mathbf{l}}) . \quad (134)$$

This corresponds to the perturbation described by the Hamiltonian

$$\hat{H}_{\text{Bragg}} = V_{\text{Bragg}} \sum_{\mathbf{l}} \cos(\mathbf{k} \cdot \mathbf{x}_{\mathbf{l}} - \omega t) \hat{n}_{\mathbf{l}} = \frac{V_{\text{Bragg}}}{2} \left[\hat{n}^{\dagger}(\mathbf{k}) e^{-i\omega t} + \hat{n}(\mathbf{k}) e^{i\omega t} \right]. \quad (135)$$

The sum rule (125) is also fulfilled for $\tilde{S}(\mathbf{k}, \omega)$ and $\tilde{S}_0(\mathbf{k})$:

$$\tilde{S}_0(\mathbf{k}) = \frac{\hbar}{N} \int_{-\infty}^{\infty} \tilde{S}(\mathbf{k}, \omega) d\omega = \frac{1}{N} \langle \Delta \hat{n}(\mathbf{k}) \Delta \hat{n}(-\mathbf{k}) \rangle, \quad (136)$$

and Eq. (126) holds for $\tilde{S}_0(\mathbf{k} = 0)$ too. However, the f-sum rule (123) and the compressibility sum rule (124) take for $\tilde{S}(\mathbf{k}, \omega)$ slightly different forms. The f-sum rule becomes [65]

$$\begin{aligned} \hbar^2 \int_{-\infty}^{\infty} \tilde{S}(\mathbf{k}, \omega) \omega d\omega &= \frac{1}{2} \langle [[\Delta \hat{n}(\mathbf{k}), \hat{H}_{\text{BH}}], \Delta \hat{n}^{\dagger}(\mathbf{k})] \rangle \\ &= \sum_{\nu=1}^d [\cos(q_{\nu} a) - 1] \langle \hat{H}_{\nu}^{\text{kin}} \rangle, \end{aligned} \quad (137)$$

where

$$\hat{H}_{\nu}^{\text{kin}} = -J \sum_{\mathbf{l}} \left(\hat{a}_{\mathbf{l}}^{\dagger} \hat{a}_{\mathbf{l}+\mathbf{e}_{\nu}} + \hat{a}_{\mathbf{l}+\mathbf{e}_{\nu}}^{\dagger} \hat{a}_{\mathbf{l}} \right) \quad (138)$$

is the kinetic-energy part of the Hamiltonian for the direction ν . In a homogeneous isotropic lattice, Eq. (137) can be rewritten in the form

$$\hbar^2 \int_{-\infty}^{\infty} \tilde{S}(\mathbf{k}, \omega) \omega d\omega = \langle \hat{a}_{\mathbf{l}}^{\dagger} \hat{a}_{\mathbf{l}+\mathbf{e}_{\nu}} \rangle L^d \epsilon_{\mathbf{k}}, \quad (139)$$

where

$$\epsilon_{\mathbf{k}} = 4J \sum_{\nu=1}^d \sin^2 \left(\frac{k_{\nu} a}{2} \right) \quad (140)$$

is the energy of free particles. Comparing with Eq. (123) we see that the single-particle dispersion relation in continuous space $\hbar^2 k^2 / (2M)$ is replaced by the corresponding tight-binding dispersion relation $\epsilon_{\mathbf{k}}$ and instead of the total particle number N we have $\langle \hat{a}_{\mathbf{l}}^{\dagger} \hat{a}_{\mathbf{l}+\mathbf{e}_{\nu}} \rangle L^d$ which is less than N . The compressibility sum rule in a lattice has the form

$$\lim_{\mathbf{k} \rightarrow 0} \int_{-\infty}^{\infty} \frac{\tilde{S}(\mathbf{k}, \omega)}{\omega} d\omega = L^d \frac{\kappa}{2}, \quad (141)$$

where κ is defined by Eq. (82).

In some rather general cases, the dynamic structure factor is determined by a single excitation mode with the energy $\hbar\omega_{\mathbf{k}}$. Then at $T = 0$ it can be approximated as

$$\tilde{S}(\mathbf{k}, \omega) = Z_{\mathbf{k}} \delta(\omega - \omega_{\mathbf{k}}). \quad (142)$$

Using the sum rules (136), (139) we obtain a lattice analogue of the Feynman relation

$$\hbar\omega_{\mathbf{k}} = \frac{\langle \hat{a}_{\mathbf{l}}^{\dagger} \hat{a}_{\mathbf{l}+\mathbf{e}_{\nu}} \rangle}{\langle \hat{n}_{\mathbf{l}} \rangle} \frac{\epsilon_{\mathbf{k}}}{\tilde{S}_0(\mathbf{k})}. \quad (143)$$

Employing in addition the compressibility sum rule (141) we obtain

$$\lim_{\mathbf{k} \rightarrow 0} \omega_{\mathbf{k}} = c_s |\mathbf{k}|, \quad c_s = \frac{a}{\hbar} \sqrt{\frac{2J}{\kappa} \langle \hat{a}_{\mathbf{l}}^{\dagger} \hat{a}_{\mathbf{l}+\mathbf{e}_{\nu}} \rangle}, \quad (144)$$

where c_s is the sound velocity. From Eqs. (143), (144) we get

$$\lim_{\mathbf{k} \rightarrow 0} \tilde{S}_0(\mathbf{k}) = \frac{\hbar \kappa c_s}{2 \langle \hat{n}_{\mathbf{l}} \rangle} |\mathbf{k}|. \quad (145)$$

For small $|\mathbf{k}|$, $G_0(\mathbf{k})$ can be decomposed in powers of $|\mathbf{k}|^2$. Therefore, the behavior of $S_0(\mathbf{k})$ in the limit $\mathbf{k} \rightarrow 0$ is also described by Eq. (145).

5.3. In-situ imaging

If the absorption images are taken without time-of-flight, they reveal *in situ* atomic density distribution [8, 41]. This technique allows to achieve the spatial resolution of the order of few microns which makes possible to resolve individual sites only in some special cases [99, 193]. Below we give a brief overview of other methods that reach higher resolution and in addition allow efficient manipulation on a single-atom level. These methods allow to access the particle-number statistics of the individual sites [8–10, 41] as well as nonlocal correlation functions [31, 194, 195].

5.3.1. Microwave spectroscopy

Microwave spectroscopy is based on the resonant transfer of atoms from one internal state to the other with the aid of two-photon pulses composed of microwave and radiofrequency photons. In the experiment of Ref. [196], these were the states $|1\rangle \equiv |F = 1, m_F = -1\rangle$ and $|2\rangle \equiv |F = 2, m_F = 1\rangle$ of ^{87}Rb . In the presence of interactions, the transition frequency is shifted by $\Delta\omega \sim \rho(\mathbf{x})(a_{21} - a_{11})$, where $\rho(\mathbf{x})$ is the density, a_{21} is the scattering length of two atoms in the states $|1\rangle$ and $|2\rangle$, a_{11} is the scattering length of two atoms in the state $|1\rangle$. After the pulse, the atoms in the state $|2\rangle$ are detected by light absorption imaging showing the spatial distribution of the atoms with a given density. Changing the photon frequency and repeating the measurements one can reconstruct the complete density profile.

5.3.2. Scanning electron microscopy

The fundamental physical process of the scanning electron microscopy is ionization of atoms by a focused electron beam. The ionized atoms are extracted from the atomic sample with an electrostatic field and subsequently registered by an ion detector. The diameter of the electron beam determines the spatial resolution which was 100 – 150 nm in the experiments of Refs. [197, 198]. The ion detection provides single atom sensitivity and allows to count atoms on individual sites. This method can be used not only for measurements of the atomic distribution but also to produce arbitrary patterns of occupied lattice sites [198].

5.3.3. Fluorescence imaging

Fluorescence imaging is a technique that allows to measure occupation numbers of the lattice sites modulo two. The atomic sample is illuminated with a near-resonant light which provides simultaneously sub-Doppler cooling [9–11, 42, 194]. During this process, pairs of atoms undergo light assisted collisions and quickly leave the trap before they can be detected. After that only single atoms remain on the lattice sites with odd initial populations and the sites with initially even populations are empty. The remaining atoms scatter several thousand photons during the exposure time and can be detected with high fidelity [11]. Spatial resolution of the obtained images is about 600 – 700 nm [9, 10, 42].

The physical observable measured by the fluorescence imaging is described by the parity operator

$$\hat{s}_1 = \exp(i\pi\hat{n}_1) = (-1)^{\hat{n}_1} \quad (146)$$

which yields -1 and $+1$ for odd and even occupation numbers, respectively. Measuring the parities at different lattice sites and averaging over many experimental realizations allows to determine the parity correlation function [199]

$$F_{(-1)^n}(\mathbf{l}_1, \mathbf{l}_2) = \langle \hat{s}_{\mathbf{l}_1} \hat{s}_{\mathbf{l}_2} \rangle - \langle \hat{s}_{\mathbf{l}_1} \rangle \langle \hat{s}_{\mathbf{l}_2} \rangle. \quad (147)$$

It was measured in one- and two-dimensional lattices [194, 195] and provides an important information about correlated particle-hole pairs.

The limitations imposed by the parity projection were circumvented in bilayer Bose-Hubbard systems. Using the interaction blockade in double wells [200], the occupation-sensitive transport between the two lattice planes was engineered that made possible to resolve the occupation numbers of lattice sites in one plane $n_1 = 0, 1, 2, 3$ and to observe the spin ordering in a mixture of two hyperfine states [201].

6. Simple special cases

In this section, we discuss limiting cases which allow exact analytical solutions or do not require much computational effort.

6.1. Ideal Bose gas

We start the discussion of the many-body phenomena considering first an ideal gas of N bosons in a finite lattice of L^d sites under periodic boundary conditions ($\hat{a}_{\mathbf{l}+\mathbf{e}_\nu L} \equiv \hat{a}_{\mathbf{l}}$). In this non-interacting limit ($U = 0$), the system is governed by the first term of the Hamiltonian (54). In the homogeneous lattice, it is convenient to work in the momentum representation (69), where the Hamiltonian takes the diagonal form

$$\hat{H} = \sum_{\mathbf{k}} \epsilon_{\mathbf{k}} \hat{a}_{\mathbf{k}}^\dagger \hat{a}_{\mathbf{k}} , \quad (148)$$

which readily gives the energy eigenvalues of a single particle

$$\epsilon_{\mathbf{k}} = -2J \sum_{\nu=1}^d \cos(k_\nu a) , \quad (149)$$

and the corresponding eigenstates

$$|\mathbf{k}\rangle = \hat{a}_{\mathbf{k}}^\dagger |0\rangle . \quad (150)$$

6.1.1. Energy spectrum

From the solution of the single-particle eigenvalue problem, one can construct the eigenstates of the many-body system as products of the Fock states

$$|\tilde{\mathbf{n}}\rangle = \bigotimes_{\mathbf{k}} |\tilde{n}_{\mathbf{k}}\rangle , \quad \sum_{\mathbf{k}} \tilde{n}_{\mathbf{k}} = N , \quad (151)$$

with the occupation numbers $\tilde{n}_{\mathbf{k}}$ of the \mathbf{k} -modes. They have the energies

$$E_{\tilde{\mathbf{n}}} = \sum_{\mathbf{k}} \tilde{n}_{\mathbf{k}} \epsilon_{\mathbf{k}} . \quad (152)$$

In the ground state, all the bosons occupy the single-particle mode with $\mathbf{k} = 0$. In the lowest excited state, $N - 1$ bosons occupy the mode with $\mathbf{k} = 0$ and one boson is in the mode with $k_\nu a = \pm 2\pi/L$ in any direction ν . Thus, the lowest excited state is $2d$ -fold degenerate and has the total momentum $\pm 2\pi\hbar/(La)$. If L is large, all the eigenenergies are infinitesimally close to each other and, therefore, there is no gap in the excitation spectrum in the thermodynamic limit. Note that the energy of particle-hole excitations vanishes for any lattice size. In general, the energy spectrum has a band structure and its explicit form depends on the number of particles. In order to demonstrate this, we consider two examples. For the sake of simplicity, we shall restrict ourselves to one dimension but the generalization to higher dimensions is straightforward.

In the case of two atoms, the energy spectrum is obtained by addition of contributions from two free particles with the momenta $P_\pm = (\frac{P}{2} \pm p)$, where $P = P_+ + P_- = \hbar K$ is the center-of-mass momentum and $p = (P_+ - P_-)/2 = \hbar k$ is the relative momentum. The energies are given by

$$E_2^{K\Omega} \equiv E_{K,k} = \epsilon_{\frac{K}{2}-k} + \epsilon_{\frac{K}{2}+k} = -qK \cos(ka) , \quad qK = 4J \cos\left(\frac{Ka}{2}\right) , \quad (153)$$

and form a quasi-continuous band with the boundaries $E_{K,\pm\pi/a} = \pm qK$.

In the case of a commensurate filling, $N = nL$, with n being an integer, the lower boundary of the band is given by

$$E_{nL}^{K,\min} = -2JN \left[1 - \sin^2\left(\frac{\pi}{L}\right) \frac{|Ka|}{\pi n} \right] \quad \pi \leq Ka \leq \pi , \quad (154)$$

and the upper one

$$E_{nL}^{K,\max} = \begin{cases} -E_{nL}^{K,\min} & , \text{ if } L \text{ is even } , \\ 2JN \cos\left(\frac{\pi}{L}\right) & , \text{ if } L \text{ is odd } . \end{cases} \quad (155)$$

In the thermodynamic limit, all the eigenstates of the N -body system are enclosed in the interval $[-2JN, 2JN]$ for any value of K .

6.1.2. Ground-state properties

The ground state of N ideal bosons

$$|\tilde{\mathbf{n}}_0\rangle = \bigotimes_{\mathbf{k}} |N\delta_{\mathbf{k},\mathbf{0}}\rangle = \frac{(\hat{a}_0^\dagger)^N}{\sqrt{N!}} |0\rangle \quad (156)$$

is unique and has the energy $E_{\tilde{\mathbf{n}}_0} = -2dJN$. It is a perfect superfluid state with $f_N^s = 1$. Taking into account Eq. (69), the expression (156) for the ground state can be rewritten in terms of the occupation numbers of the individual lattice sites $n_{\mathbf{l}}$ as

$$|\tilde{\mathbf{n}}_0\rangle = \sum_{\mathbf{n}} \sqrt{\frac{N!}{L^{dN}}} \bigotimes_{\mathbf{l}} \frac{|n_{\mathbf{l}}\rangle}{\sqrt{n_{\mathbf{l}}!}}. \quad (157)$$

Therefore, the number of bosons $n_{\mathbf{l}}$ at any lattice site \mathbf{l} follows the binomial probability distribution

$$p(n_{\mathbf{l}} = n) = \frac{N!}{n!(N-n)!} \left(\frac{1}{L^d}\right)^n \left(1 - \frac{1}{L^d}\right)^{N-n}, \quad n = 0, 1, \dots, N, \quad (158)$$

with the mean value $\langle \hat{n}_{\mathbf{l}} \rangle = N/L^d$ and standard deviation

$$\sigma_{n_{\mathbf{l}}} = \sqrt{\langle \hat{n}_{\mathbf{l}}^2 \rangle - \langle \hat{n}_{\mathbf{l}} \rangle^2} = \sqrt{\langle \hat{n}_{\mathbf{l}} \rangle \left(1 - \frac{1}{L^d}\right)}. \quad (159)$$

Eq. (158) reflects the fact that in the absence of interactions every boson can be placed on a particular site independent of the others with the probability $1/L^d$. In the thermodynamic limit, the probability distribution (158) takes the form

$$p(n_{\mathbf{l}} = n) = e^{-\langle \hat{n}_{\mathbf{l}} \rangle} \frac{\langle \hat{n}_{\mathbf{l}} \rangle^n}{n!}. \quad (160)$$

This result is known as Poisson limit theorem.

The one-body density matrix has the entries

$$\langle \hat{a}_{\mathbf{l}_1}^\dagger \hat{a}_{\mathbf{l}_2} \rangle = \langle \hat{n}_{\mathbf{l}} \rangle \quad (161)$$

for any \mathbf{l}_1 and \mathbf{l}_2 and does not show any dependence on the system size and dimensionality. Therefore, the condensate fraction is exactly one.

The particle-number correlation function has the following form:

$$F_n(\mathbf{l}_1, \mathbf{l}_2) = \langle \hat{n}_{\mathbf{l}} \rangle \left(\delta_{\mathbf{l}_1, \mathbf{l}_2} - \frac{1}{L^d} \right). \quad (162)$$

For $\mathbf{l}_1 = \mathbf{l}_2$, Eq. (162) is consistent with (159). The term $1/L^d$ makes no contribution in the thermodynamic limit and $F_n(\mathbf{l}_1, \mathbf{l}_2 \neq \mathbf{l}_1)$ vanishes. However, it gives singular contributions to the static structure factor. From Eqs. (129) and (130) we obtain

$$\tilde{S}_0(\mathbf{k}) = 1 - \delta_{\mathbf{k}, \frac{2\pi}{a}\mathbf{q}}, \quad S_0(\mathbf{k}) = 1 - G_0^2(\mathbf{k}) \delta_{\mathbf{k}, \frac{2\pi}{a}\mathbf{q}}. \quad (163)$$

$\tilde{S}_0(\mathbf{k})$ and $S_0(\mathbf{k})$ are equal to one for all \mathbf{k} , except those that coincide with the vectors of reciprocal lattice $\frac{2\pi}{a}\mathbf{q}$. At these points \tilde{S}_0 always drops to zero, while S_0 drops to zero only for $\mathbf{k} = 0$ and remains different from zero for finite \mathbf{k} .

The parity correlation function for a finite system is given by

$$F_{(-1)^n}(\mathbf{l}_1, \mathbf{l}_2) = \left(1 - \frac{4\langle \hat{n}_{\mathbf{l}} \rangle}{N}\right)^N - \left(1 - \frac{2\langle \hat{n}_{\mathbf{l}} \rangle}{N}\right)^{2N}, \quad (164)$$

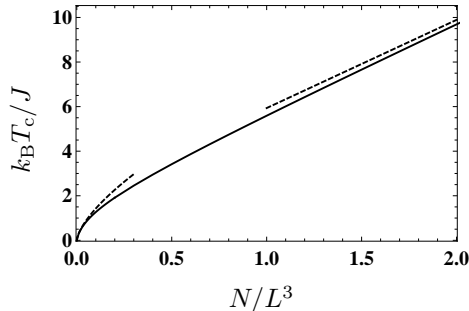


Figure 14: Critical temperature of the ideal Bose gas in a three-dimensional lattice. Solid line is an exact numerical solution of Eq. (167). Dashed lines are approximate analytical results for small and large fillings described by Eqs. (170) and (171), respectively.

provided that $\mathbf{l}_1 \neq \mathbf{l}_2$. If $\mathbf{l}_1 = \mathbf{l}_2$, the first term on the right-hand side of Eq. (164) is replaced by one. Approaching the thermodynamic limit, $F_{(-1)^n}(\mathbf{l}_1, \mathbf{l}_2)$ vanishes as

$$F_{(-1)^n}(\mathbf{l}_1 \neq \mathbf{l}_2) \approx -\frac{4}{L^d} \langle \hat{n}_1 \rangle \exp(-4\langle \hat{n}_1 \rangle) . \quad (165)$$

Eqs. (159), (162), (165) show that the leading finite-size corrections scale as $\sim \langle \hat{n}_1 \rangle / L^d$.

6.1.3. Critical temperature for the condensation

For the ideal Bose gas, the total number of particles in the grand-canonical ensemble is given by

$$N = \sum_{\mathbf{k} \in \text{1BZ}} \frac{1}{\exp[(\epsilon_{\mathbf{k}} - \mu) / k_B T] - 1} . \quad (166)$$

The critical temperature T_c is defined by the condition $\mu = \epsilon_0$ [171, 188]. In the limit of infinite lattice, the summation in Eq. (166) can be replaced by an integral which leads to the following equation for the critical temperature:

$$\langle \hat{n}_1 \rangle = \frac{N}{L^d} = \sum_{j=1}^{\infty} \left[\exp\left(-\frac{2J}{k_B T_c} j\right) I_0\left(\frac{2J}{k_B T_c} j\right) \right]^d , \quad (167)$$

where

$$I_0(x) = \frac{1}{2\pi} \int_{-\pi}^{\pi} \exp(x \cos \varphi) d\varphi \quad (168)$$

is the modified Bessel function of the first kind. At large values of the argument, the asymptotics of $I_0(x)$ is given by

$$I_0(x) \approx \exp(x) / \sqrt{2\pi x} , \quad (169)$$

which implies that the series in Eq. (167) converges only for $d \geq 3$, provided that T_c is finite. Therefore, in an infinite homogeneous lattice the finite-temperature Bose-Einstein condensate exists only in three dimensions similarly to the case without any external potentials.

Numerical solution of Eq. (167) presented in Fig. 14 shows that T_c grows with the filling factor $\langle \hat{n}_1 \rangle = N/L^3$. For $\langle \hat{n}_1 \rangle \ll 1$, T_c is small and $I_0(2Jj/k_B T_c)$ in Eq. (167) can be well approximated by the asymptotic expression (169). This gives the result

$$\frac{k_B T_c}{J} = 4\pi \left[\frac{\langle \hat{n}_1 \rangle}{\zeta(3/2)} \right]^{2/3} , \quad \zeta(3/2) = 2.612 \dots , \quad (170)$$

which can be also obtained from the well-known expression for the ideal Bose gas in a homogeneous continuous space [188] replacing the mass M by the effective mass (93) which follows from the dispersion relation of non-interacting particles in a lattice (140).

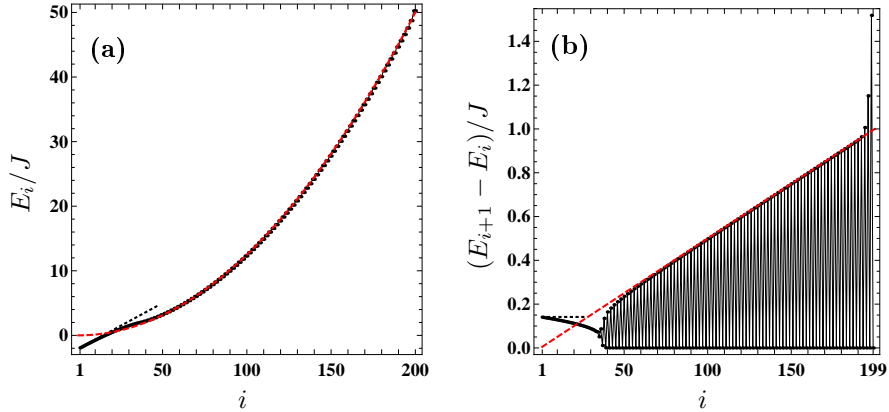


Figure 15: (color online) Energy eigenvalues (a) and the level spacing (b) for a single particle in a lattice of $L = 200$ sites in the presence of harmonic potential with $V_T/J = 0.005$. Black dotted lines show the results given by Eq. (175) and red dashed lines are determined by $E_i = V_T(i/2)^2$ which corresponds to the local energies of the harmonic confinement. (For interpretation of the references to colour in this figure legend, the reader is referred to the web version of this article.)

In the opposite limit, $\langle \hat{n}_1 \rangle \gg 1$, T_c is large and the sum in Eq. (167) can be replaced by an integral. In this manner, we obtain

$$\frac{k_B T_c}{J} = \frac{2\langle \hat{n}_1 \rangle + 1}{I_3}, \quad I_3 = \int_0^\infty [\exp(-x)I_0(x)]^3 dx. \quad (171)$$

The integral I_3 was calculated in fact by G. N. Watson in 1939 [202] and the result can be expressed in terms of the complete elliptic integral of the first kind

$$K(x) = \int_0^{\pi/2} (1 - x^2 \sin^2 t)^{-1/2} dt \quad (172)$$

as [202, 203]

$$I_3 = \frac{4}{\pi^2} \left(18 + 12\sqrt{2} - 10\sqrt{3} - 7\sqrt{6} \right) K^2 \left[\left(2 - \sqrt{3} \right) \left(\sqrt{3} - \sqrt{2} \right) \right], \quad (173)$$

which results in the numerical value $I_3 = 0.505\dots$. In the case of unit filling, $\langle \hat{n}_1 \rangle = 1$, Eq. (167) gives $k_B T_c/J = 5.591$ [204], and for $\langle \hat{n}_1 \rangle = 2$ we get $k_B T_c/J = 9.69$.

6.1.4. Harmonic trap

In the presence of confining potential the translational invariance is broken. Since in the case of harmonic trap the problem is separable, we restrict ourselves to one dimension. In addition, we shall consider open boundary conditions.

In the special case $V_T = 0$, the solution of the eigenvalue problem is given by

$$\begin{aligned} E_i &= -2J \cos \left(\frac{\pi i}{L+1} \right), \quad i = 1, \dots, L, \\ \varphi_i(\ell) &= \sqrt{\frac{2}{L+1}} \sin \left(\frac{\pi i}{L+1} \ell \right), \quad \ell = 1, \dots, L. \end{aligned} \quad (174)$$

In the case of nonvanishing V_T the single-particle eigenstates become qualitatively different [205–208]. They can be separated into two parts and some transient regime between those. The lowest part of the energy

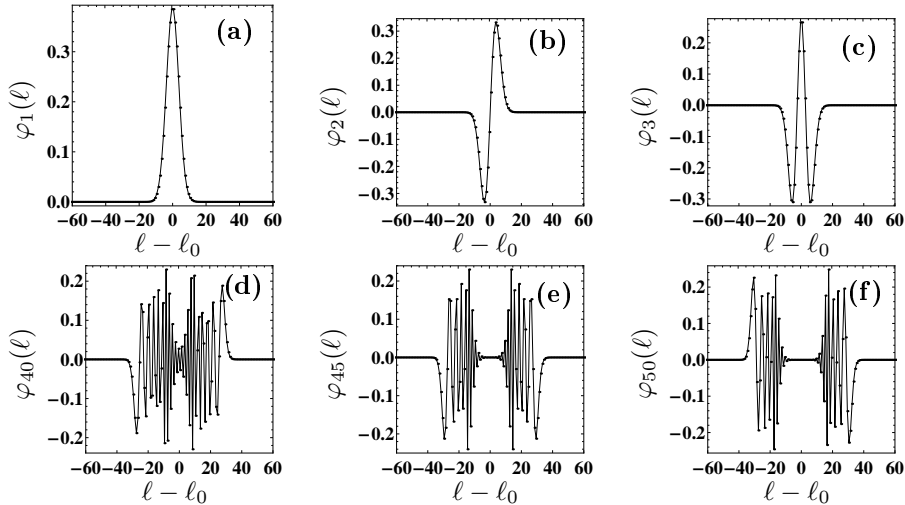


Figure 16: Eigenmodes of a single particle in a lattice of $L = 200$ sites in the presence of harmonic potential with $V_T/J = 0.005$.

spectrum is well described by the textbook result for the harmonic oscillator in continuum (see Fig. 15). In terms of the parameters of the Bose-Hubbard model it reads

$$E_i = -2J + 2\sqrt{JV_T} \left(i - \frac{1}{2} \right), \quad i = 1, 2, \dots, \quad (175)$$

and the agreement becomes better for smaller values of V_T/J . The corresponding wavefunctions are localized in the middle of the trap, see Fig. 16(a,b,c).

If the energies grow, the level spacing is not constant anymore. For $E_i > 2J$, the states become doubly degenerate which results in the rapid oscillations of the level spacing [206], Fig. 15(b). This part of the spectrum is determined mainly by the local energies of the trapping potential because the contribution of the hopping term is suppressed. The corresponding wavefunctions vanish at the trap center and oscillate in the regions between the classical turning points $\ell_c = \ell_0 \pm \sqrt{(E_i + 2J)/V_T}$ and the turning points $\ell_B = \ell_0 \pm \sqrt{(E_i - 2J)/V_T}$ associated with Bragg reflection [205, 206]. With the increase of energy these regions move towards the trap edges and shrink which can be seen in Fig. 16(d,e,f). The Bragg reflection modifies significantly the density of states of a single atom even in the limit $V_T \rightarrow 0$ compared to the homogeneous case $V_T = 0$ with periodic boundary conditions: the square-root singularity in one dimension is replaced by a logarithmic one, and the logarithmic van Hove singularity in two dimensions disappears altogether [205].

6.2. The limit of vanishing tunneling

6.2.1. Eigenstates

In the absence of tunneling ($J = 0$), the eigenstates of the Hamiltonian are given by Eq. (64) and the corresponding eigenvalues

$$E_N^{\mathbf{K}\Gamma} = \frac{U}{2} \sum_{\Gamma} n_{\Gamma} (n_{\Gamma} - 1) \quad (176)$$

do not depend on \mathbf{K} . The properties of the eigenstates appear to be different for commensurate and incommensurate fillings.

We consider first the case of the commensurate filling, $N = nL^d$, where n is a positive integer. The ground state has equal occupation numbers at each lattice site, that is $n_{\Gamma} \equiv n$ and, therefore, the particle-number distribution is a Kronecker delta. Since any translation maps the state into itself, we have $\nu_{\Gamma} = 1$ in Eq. (64) which means that such a state exists only at $K = 0$. It has the energy

$$E_{nL^d}^{00} = L^d \frac{U}{2} n(n-1). \quad (177)$$

This is a perfect insulator ($f_{nL^d}^s \equiv 0$) and all spatial correlation functions vanish for this state.

The excited states are degenerate and form flat energy bands. The lowest band contains, at each value of \mathbf{K} , $L^d - 1$ degenerate eigenstates with the energies $E_{nL^d}^{\mathbf{K}\Gamma} = E_{nL^d}^{00} + U$, $\Gamma = 1, \dots, L^d - 1$. These states correspond to bosonic configurations with the same occupation numbers n at any site except two, one of which contains $n - 1$ bosons (hole excitation) and the other one $n + 1$ (particle excitation). They have $\nu_\Gamma = L$ for each spatial direction and, therefore, exist at any value of \mathbf{K} . The highest band contains L^d degenerate states (one state for each value of \mathbf{K}) with all atoms sitting at the same lattice site. These states have the energy $E_N^{\mathbf{K}\Gamma} = UN(N - 1)/2$. As we will see later, finite hopping rate J lifts the degeneracy, the bands acquire finite widths and can even overlap if the tunneling parameter is large enough. If the filling is incommensurate, not only excited states but also the ground state are degenerate.

In the case of large interaction but incommensurate filling $N = nL^d + N'$, $N' < L^d$, the ground state is degenerate. These are $\frac{(N'+L^d-1)!}{N'!(L^d-1)!}$ states which are obtained from the state $|\psi_{nL^d}\rangle$ creating one additional particle on N' sites. Their energy is

$$E_N = (L^d - N')\frac{U}{2}n(n-1) + N'\frac{U}{2}(n+1)n. \quad (178)$$

The degeneracy is lifted at least partially, if we switch on infinitesimally small hopping J . The energy of the first excited state will be infinitesimally close to that of the ground state, i.e., there will be no energy gap in the excitation spectrum.

6.2.2. Finite temperature

The grand-canonical partition function in the limit $J = 0$ has the form $\mathcal{Z}(\mu) = \mathcal{Z}_0^{L^d}(\mu)$ [209], where

$$\mathcal{Z}_0(\mu) = \sum_{n=0}^{\infty} \exp\left(-\frac{E_n - \mu n}{k_B T}\right), \quad E_n = \frac{U}{2}n(n-1) \quad (179)$$

is the partition function of a single lattice site. From this we can deduce the on-site particle-number distribution

$$p(n_1 = n) = \frac{1}{\mathcal{Z}_0(\mu)} \exp\left(-\frac{E_n - \mu n}{k_B T}\right). \quad (180)$$

At finite temperature, there is always a one-to-one correspondence between the chemical potential μ and the filling $\langle \hat{n}_1 \rangle$ determined by the equation

$$\langle \hat{n}_1 \rangle = \sum_{n=0}^{\infty} n p(n_1 = n). \quad (181)$$

In general, this equation has to be solved numerically but in some special cases it allows also analytical solutions.

If the temperature is low, $k_B T \ll U$, the particle-number distribution is strongly peaked near $n = n_0$, where n_0 is an integer which is close to $\langle \hat{n}_1 \rangle$, and the probabilities of the occupation numbers different from $n_0, n_0 \pm 1$ are negligible. In this case, we obtain the following expression for the chemical potential

$$\exp\left(\frac{\mu}{k_B T}\right) = \frac{\exp\left(\frac{Un_0}{k_B T}\right)}{2(1+n_0-\langle \hat{n}_1 \rangle)} \left[\langle \hat{n}_1 \rangle - n_0 + \sqrt{(\langle \hat{n}_1 \rangle - n_0)^2 + 4 \left[1 - (\langle \hat{n}_1 \rangle - n_0)^2\right] e^{-\frac{U}{k_B T}}}\right] \quad (182)$$

which generalizes the solution obtained in Ref. [210] for fillings $\langle \hat{n}_1 \rangle$ close to one. The nonvanishing proba-

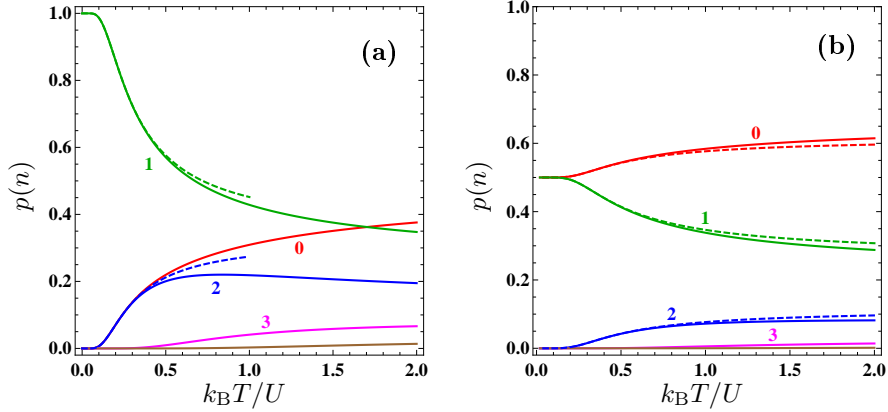


Figure 17: (color online) Probabilities $p(n_1 = n)$ of the occupation numbers $n = 0$ (red), 1 (green), 2 (blue), 3 (magenta), 4 (brown) for $J = 0$ and filling $\langle \hat{n}_1 \rangle = 1$ (a), $\langle \hat{n}_1 \rangle = 0.5$ (b) obtained according to Eq. (180) with the aid of numerical solution of Eq. (181) for the chemical potential μ . Dashed lines are the low-temperature limit (183) with $n_0 = 1$.

bilities are given by

$$\begin{aligned}
 p(n_1 = n_0) &= \frac{(1 + n_0 - \langle \hat{n}_1 \rangle) \exp\left(\frac{\mu}{k_B T}\right)}{\exp\left(\frac{\mu}{k_B T}\right) + 2 \exp\left[\frac{U(n_0 - 1)}{k_B T}\right]} \\
 p(n_1 = n_0 - 1) &= \frac{(1 + n_0 - \langle \hat{n}_1 \rangle) \exp\left[\frac{U(n_0 - 1)}{k_B T}\right]}{\exp\left(\frac{\mu}{k_B T}\right) + 2 \exp\left[\frac{U(n_0 - 1)}{k_B T}\right]} \\
 p(n_1 = n_0 + 1) &= 1 - p(n_1 = n_0) - p(n_1 = n_0 - 1).
 \end{aligned} \tag{183}$$

If the filling is integer, $\langle \hat{n}_1 \rangle = n_0$, $\mu = U(n_0 - 1/2)$ and these expressions simplify as

$$p(n_1 = n_0) = \frac{1}{1 + 2 \exp\left(-\frac{U}{2k_B T}\right)}, \quad p(n_1 = n_0 \pm 1) = \frac{\exp\left(-\frac{U}{2k_B T}\right)}{1 + 2 \exp\left(-\frac{U}{2k_B T}\right)}. \tag{184}$$

In the high-temperature limit, $k_B T \gg U$, and in the case of arbitrary filling, the chemical potential is negative and has the form [209]

$$\mu = -k_B T \ln\left(\frac{1 + \langle \hat{n}_1 \rangle}{\langle \hat{n}_1 \rangle}\right). \tag{185}$$

In this regime, the particle-number statistics is described by the geometric distribution

$$p(n_1 = n) = \left(\frac{\langle \hat{n}_1 \rangle}{1 + \langle \hat{n}_1 \rangle}\right)^n \frac{1}{1 + \langle \hat{n}_1 \rangle}, \quad n = 0, 1, \dots \tag{186}$$

The complete temperature dependence of $p(n_1 = n)$ in the case of unit and half filling is shown in Fig. 17, see also Ref. [209].

6.3. Scattering and bound states of two interacting atoms

We consider two atoms in a one-dimensional lattice under periodic boundary conditions. We assume that L is odd and look for the eigenstates of the Hamiltonian (54) in the form of the superposition

$$|K\Omega\rangle = \sum_{\Gamma=0}^{(L-1)/2} c_{K\Omega\Gamma} |\mathbf{n}_{K\Gamma}\rangle, \tag{187}$$

where the basis states (64) are explicitly given by

$$\begin{aligned} |\mathbf{n}_{K0}\rangle &= \frac{1}{\sqrt{L}} \sum_{j=0}^{L-1} \left(\frac{\hat{T}}{\tau_K} \right)^j |2\underbrace{0\dots 0}_{L-1}\rangle, \\ |\mathbf{n}_{K\Gamma}\rangle &= \frac{1}{\sqrt{L}} \sum_{j=0}^{L-1} \left(\frac{\hat{T}}{\tau_K} \right)^j |1\underbrace{0\dots 0}_{\Gamma-1} 1 \underbrace{0\dots 0}_{L-\Gamma-1}\rangle, \quad \Gamma = 1, \dots, \frac{L-1}{2}, \end{aligned} \quad (188)$$

where the index Γ in this particular system has a meaning of the interatomic distance and we have introduced the notation $|n_1 \dots n_L\rangle \equiv \bigotimes_{\ell=1}^L |n_\ell\rangle$. The eigenvalue problem for the Hamiltonian (54) can be written down in the form

$$\sum_{\Gamma'=0}^{(L-1)/2} H_K^{\Gamma, \Gamma'} c_{K\Omega\Gamma'} = E_2^{K\Omega} c_{K\Omega\Gamma}. \quad (189)$$

The nonvanishing entries of the tridiagonal $(L+1)/2 \times (L+1)/2$ matrix H_K are given by [211]

$$\begin{aligned} H_K^{00} &= U, \\ H_K^{(L-1)/2, (L-1)/2} &= -J \left[\tau_K^{(L+1)/2} + \tau_K^{(L-1)/2} \right], \\ H_K^{01} &= (H_K^{10})^* = -J\sqrt{2}(1 + \tau_K), \\ H_K^{\Gamma, \Gamma+1} &= (H_K^{\Gamma+1, \Gamma})^* = -J(1 + \tau_K), \quad \Gamma = 1, \dots, \frac{L-3}{2}. \end{aligned} \quad (190)$$

The eigenvectors in Eq. (189) satisfy the normalization condition

$$\sum_{\Gamma=0}^{(L-1)/2} |c_{K\Omega\Gamma}|^2 = 1. \quad (191)$$

In the case of even L , the summation in Eq. (187) is over $\Gamma = 0, \dots, L/2$. The basis state with $\Gamma = L/2$ can be rewritten in the form

$$|\mathbf{n}_{K, \Gamma=L/2}\rangle = \sum_{m=-\infty}^{\infty} \delta_{q, 2m} \sqrt{\frac{2}{L}} \sum_{j=0}^{\frac{L}{2}-1} \left(\frac{\hat{T}}{\tau_K} \right)^j |1\underbrace{0\dots 0}_{\frac{L}{2}-1} 1 \underbrace{0\dots 0}_{\frac{L}{2}-1}\rangle, \quad (192)$$

which shows that it exists only for even values of K . The form of matrix H_K remains almost the same as in Eq. (190). The only difference is that now all diagonal elements $H_K^{\Gamma, \Gamma}$ with $\Gamma > 0$ vanish and the last off-diagonal matrix element

$$H_K^{L/2-1, L/2} = (H_K^{L/2, L/2-1})^* = -J\sqrt{2}(1 + \tau_K) \sum_{m=-\infty}^{\infty} \delta_{q, 2m} \quad (193)$$

for even q is the same as H_K^{01} .

The eigenvalue problem (189) was solved in Refs. [211–213] analytically and numerically for negative U but the result can be easily generalized to arbitrary U . Later it was discussed in the context of ultracold atoms [214–220]. The energy spectrum consists of the scattering states of a pair of asymptotically free particles and the bound state.

The energies of the scattering states are given by Eq. (153). In the limit $L \rightarrow \infty$, they form a continuous band shown in Fig. 18 with the boundaries $E_{K,0} = -q_K$ and $E_{K, \pi/a} = q_K$. The corresponding eigenstates (187) are described by the coefficients

$$c_{K, k, \Gamma} = c_{K, k, 0} \sqrt{2} \left[\cos(ka\Gamma) + \frac{U \sin(ka\Gamma)}{q_K \sin(ka)} \right] \exp\left(i \frac{Ka}{2} \Gamma\right), \quad (194)$$

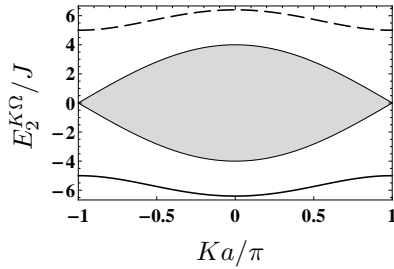


Figure 18: Energy spectrum of two interacting atoms. Shaded region is the scattering continuum described by Eq. (153). Solid line below the scattering continuum and the dashed line above it are the energies of the bound state (196) with $U/J = -5$ and $U/J = +5$, respectively.

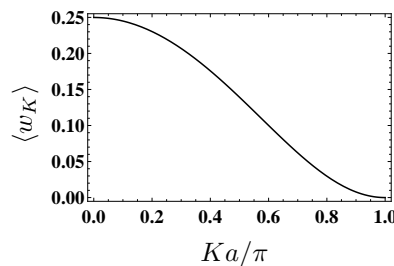


Figure 19: Mean distance between two atoms in the bound state (197) with $U/J = \pm 5$.

and the normalization has been discussed in Ref. [220]. In the limit $L \rightarrow \infty$, the bound state is given by

$$\begin{aligned}
 c_{K0} &= \sqrt{\frac{1 - b_K^2}{1 + b_K^2}}, \quad b_K = \frac{U - \mathcal{E}_K}{q_K}, \\
 c_{K\Gamma} &= \sqrt{2} c_{K0} b_K^\Gamma \exp\left(i \frac{Ka}{2} \Gamma\right), \quad \Gamma = 1, 2, \dots, \infty,
 \end{aligned}
 \tag{195}$$

and has the energy

$$E_2^{K\Omega} \equiv \mathcal{E}_K = U \sqrt{1 + \left(\frac{qK}{U}\right)^2},
 \tag{196}$$

which is also shown in Fig. 18.

In the absence of interactions ($U = 0$), $b_K = \pm 1$ and the normalization condition (191) cannot be fulfilled which means that the bound state does not exist in this case. As soon as the interactions are present ($U \neq 0$), $|b_K| < 1$ which guarantees the normalization.

In the case of attractive interactions ($U < 0$), $b_K > 0$ and all the coefficients $c_{K\Gamma}$ are positive. The wavefunction does not have nodes since we are dealing with the ground state of the system. In the case of repulsive interactions ($U > 0$), $b_K < 0$ and the sign of the coefficients $c_{K\Gamma}$ alternates. The wavefunction has infinitely many nodes reflecting the fact that this is a highly excited state.

The distance between the atoms w is a random variable which takes the values $w = \Gamma$, with the probabilities $|c_{K\Gamma}|^2$. The mean interatomic distance in the bound state (195) is given by

$$\langle w_K \rangle = \frac{2b_K^2}{1 - b_K^4},
 \tag{197}$$

which is shown in Fig. 19. $\langle w_K \rangle$ takes its maximal value at $K = 0$ but vanishes at $Ka = \pi$.

Momentum distribution appears to be drastically different for different types of the eigenstates. For the scattering states, it has two sharp peaks corresponding to the momenta of the atoms. The bound states

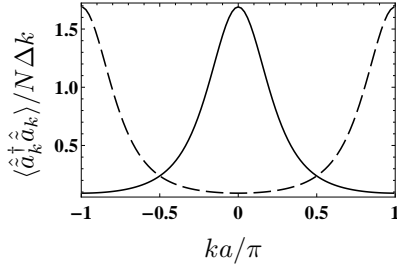


Figure 20: Quasi-momentum distribution of two interacting atoms in the bound state with $K = 0$ and $U/J = -5$ (solid), $+5$ (dashed).

are characterized by broad momentum distributions shown in Fig. 20. In the case of attractive interactions, the momentum distribution takes its maximal value at $k = 0$, while for repulsive interactions, the maxima appear at $k = \pm\pi/a$. With the increase of the interaction strength $|U|$, the momentum distribution of the bound states becomes broader [221].

The characteristic feature of the bound state is that $|c_{K0}|^2 > |c_{K\Gamma}|^2$, $\Gamma = 1, \dots, (L-1)/2$, i.e., the probability of finding two atoms on the same lattice site is higher than all the other ones. In the case of attractive interactions ($U < 0$), this sort of localization corresponds to the soliton solution of the discrete nonlinear Schrödinger equation and, therefore, the discrete level can be called a “soliton band” [211].

The existence of the bound state in the case of repulsive interaction ($U > 0$) is quite unusual from the point of view of classical physics. This is a purely quantum phenomenon which occurs in a structured environment produced by the periodic potential in the absence of dissipation. Repulsively bound pairs of ^{87}Rb atoms were created in the experiment [221] using a magnetic-field sweep across a Feshbach resonance and demonstrated by measurements of the momentum distribution and the binding energy.

It is interesting to compare the solutions obtained for identical bosons with those for distinguishable particles. In this case the energy spectrum remains the same, although the states are formally different. They are linear combinations

$$|K\Omega\rangle = \sum_{\Gamma=0}^{L-1} c_{K\Omega\Gamma} |\mathbf{n}_{K\Gamma}\rangle \quad (198)$$

of the basis states

$$\begin{aligned} |\mathbf{n}_{K0}\rangle &= \frac{1}{\sqrt{L}} \sum_{j=0}^{L-1} \left(\frac{\hat{T}}{\tau_K} \right)^j |1_1 + 1_2, \underbrace{0 \dots 0}_{L-1}\rangle, \\ |\mathbf{n}_{K\Gamma}\rangle &= \frac{1}{\sqrt{L}} \sum_{j=0}^{L-1} \left(\frac{\hat{T}}{\tau_K} \right)^j |1_1 \underbrace{0 \dots 0}_{\Gamma-1} 1_2 \underbrace{0 \dots 0}_{L-\Gamma-1}\rangle, \quad \Gamma = 1, \dots, L-1, \end{aligned}$$

where the indices 1 and 2 label the two atoms. The bound state in the limit of large L is described by the coefficients

$$c_{K\Gamma} = c_{K0} b_K^\Gamma \exp\left(i \frac{Ka}{2} \Gamma\right), \quad c_{K,L-\Gamma} = c_{K\Gamma}^*, \quad \Gamma = 0, 1, \dots, L/2, \quad (199)$$

where c_{K0} is given by Eq. (195). In spite of this difference, the distribution of the interparticle distances, which is given now by $|c_{K0}|^2$ for $\Gamma = 0$ and $|c_{K\Gamma}|^2 + |c_{K,L-\Gamma}|^2$ for $\Gamma = 1, \dots, L/2$, remains the same as in the case of the indistinguishable bosons.

6.4. Hard-core bosons

In the limit of infinite repulsion ($U = \infty$), the occupation numbers of the individual lattice sites are restricted by 0 and 1. Formally, this leads to the constraints for the bosonic operators $\hat{a}_1^\dagger = \hat{a}_1^2 = 0$ and

$\{\hat{a}_1, \hat{a}_1^\dagger\} = 1$ and also implies that the total number of atoms N cannot be larger than the total number of the lattice sites L^d . The state with $N = L^d$ is trivially an insulator as no hopping on individual sites can take place. Non-trivial physics is possible only for $N < L^d$.

In this limit, bosonic operators can be mapped into spin-1/2 operators by means of the Holstein-Primakoff transformation [222]

$$\hat{\sigma}_1^+ = \hat{a}_1^\dagger \sqrt{1 - \hat{a}_1^\dagger \hat{a}_1}, \quad \hat{\sigma}_1^- = \sqrt{1 - \hat{a}_1^\dagger \hat{a}_1} \hat{a}_1, \quad \hat{\sigma}_1^z = 2\hat{a}_1^\dagger \hat{a}_1 - 1, \quad (200)$$

where $\hat{\sigma}_1^\pm = \hat{\sigma}_1^x \pm i\hat{\sigma}_1^y$ are raising and lowering operators and $\hat{\sigma}_1^a$, $a = x, y, z$, are Pauli matrices. In what follows we assume that the products of the bosonic operators $\hat{a}_1^\dagger, \hat{a}_1$ are arranged in the normal order, that is, creation operators are placed to the left of the annihilation operators. Then the square roots in Eq. (200) become identities and the bosonic operators can be directly replaced by $\hat{\sigma}_1^\pm$ [185, 186]. The transformation (200) maps the Bose-Hubbard Hamiltonian into the XY spin-1/2 Hamiltonian:

$$\hat{H}_{XY} = -2J \sum_1 \sum_{\nu=1}^d (\hat{\sigma}_1^x \hat{\sigma}_{1+\mathbf{e}_\nu}^x + \hat{\sigma}_1^y \hat{\sigma}_{1+\mathbf{e}_\nu}^y) + \sum_1 \epsilon_1 \frac{\hat{\sigma}_1^z + 1}{2}. \quad (201)$$

6.4.1. Bose-Fermi mapping in one-dimensional lattices

The limit of infinite repulsion of bosons in a one-dimensional lattice is called Tonks-Girardeau regime. It is exactly solvable via the Jordan-Wigner transformation [223, 224]

$$\hat{a}_\ell = \exp\left(i\pi \sum_{\ell' < \ell} \hat{c}_{\ell'}^\dagger \hat{c}_{\ell'}\right) \hat{c}_\ell = \prod_{\ell' < \ell} \left(1 - 2\hat{c}_{\ell'}^\dagger \hat{c}_{\ell'}\right) \hat{c}_\ell, \quad (202)$$

where \hat{c}_ℓ and \hat{c}_ℓ^\dagger are the fermionic annihilation and creation operators. Under this transformation, the hopping term of the Bose-Hubbard Hamiltonian as well as the local particle-number operators $\hat{a}_\ell^\dagger \hat{a}_\ell$ remain invariant and the Hamiltonian (54) in the presence of an arbitrary external potential ϵ_ℓ is mapped onto the one of noninteracting fermions:

$$\hat{H}_{BH} \equiv \hat{H}_F = -J \sum_{\ell=1}^L \left(\hat{c}_\ell^\dagger \hat{c}_{\ell+1} + \hat{c}_{\ell+1}^\dagger \hat{c}_\ell\right) + \sum_{\ell=1}^L \epsilon_\ell \hat{c}_\ell^\dagger \hat{c}_\ell. \quad (203)$$

Periodic boundary conditions for bosons are equivalent to the requirement

$$\hat{c}_{L+1} = \exp\left(-i\pi \sum_{\ell=1}^L \hat{c}_\ell^\dagger \hat{c}_\ell\right) \hat{c}_1, \quad (204)$$

which implies periodic boundary conditions for fermions if the number of particles N is odd, otherwise one should use antiperiodic boundary conditions in the Hamiltonian (203). This feature requires some care in the studies of the hard-core bosons with periodic boundary conditions in the grand-canonical ensemble because the states with even and odd particle numbers should be treated in general separately [225, 226]. In the case of open boundary conditions for bosons, the boundary conditions for the equivalent fermionic system remain the same. Comparison with exact numerical solutions for the one-dimensional Bose-Hubbard model for arbitrary interaction U shows that the fermionization approach gives quantitatively correct results for $U/J \gtrsim 200$ [227].

The N -particle eigenstates $|\psi_F\rangle$ of the Hamiltonian (203) can be constructed as products of the single-particle eigenstates

$$|\alpha\rangle \equiv \hat{c}_\alpha^\dagger |0\rangle = \sum_{\ell=1}^L \varphi_{\alpha\ell} \hat{c}_\ell^\dagger |0\rangle, \quad (205)$$

with the eigenenergies ε_α , $\alpha = 1, \dots, L$. If the energies are labeled in the ascending order, i.e., $\varepsilon_1 \leq \varepsilon_2 \leq \dots \leq \varepsilon_L$, the ground state is given by $|\psi_F^G\rangle = \prod_{\alpha=1}^N |\alpha\rangle$.

The superfluid stiffness is defined by Eq. (94). In the limit $\theta \rightarrow 0$ and at $T = 0$ it is given by Eq. (96). For hard-core bosons in 1D, the latter takes the following form [67]:

$$f_N^s = \frac{1}{2N} \sum_{\ell=1}^L \sum_{\alpha=1}^N (\varphi_{\alpha\ell}^* \varphi_{\alpha,\ell+1} + \text{c.c.}) - \frac{J}{N} \sum_{\alpha=N+1}^L \sum_{\beta=1}^N \frac{1}{\varepsilon_\alpha - \varepsilon_\beta} \left| \sum_{\ell=1}^L (\varphi_{\alpha\ell}^* \varphi_{\beta,\ell+1} - \varphi_{\alpha,\ell+1}^* \varphi_{\beta\ell}) \right|^2, \quad (206)$$

where $\varphi_{\alpha,L+1} = (-1)^{N+1} \varphi_{\alpha 1}$.

From Eq. (202), it follows that the bosonic $L \times L$ one-body density matrix with the entries $\langle \hat{a}_\ell^\dagger \hat{a}_{\ell'} \rangle$ cannot be simply identified with the fermionic one $\langle \hat{c}_\ell^\dagger \hat{c}_{\ell'} \rangle$. Although for $\ell' = \ell, \ell \pm 1$, $\langle \hat{a}_\ell^\dagger \hat{a}_{\ell'} \rangle$ coincide with $\langle \hat{c}_\ell^\dagger \hat{c}_{\ell'} \rangle$, in general they are not the same. However, they are related to each other and for $\ell' > \ell$ the quantities $\langle \hat{a}_\ell^\dagger \hat{a}_{\ell'} \rangle$ can be worked out as determinants of the $(\ell' - \ell) \times (\ell' - \ell)$ matrices $G^{(\ell, \ell')}$ [4, 224, 225, 228, 229]:

$$\langle \hat{a}_\ell^\dagger \hat{a}_{\ell'} \rangle = 2^{\ell' - \ell - 1} \det G^{(\ell, \ell')}, \quad (207)$$

where the entries of $G^{(\ell, \ell')}$ are given by

$$G_{i,j}^{(\ell, \ell')} = \langle \hat{c}_{\ell' - i}^\dagger \hat{c}_{\ell' + 1 - j} \rangle - \frac{1}{2} \delta_{j, i+1}, \quad i, j = 1, \dots, (\ell' - \ell). \quad (208)$$

At zero temperature, fermionic one-body density matrix $\langle \hat{c}_\ell^\dagger \hat{c}_{\ell'} \rangle$ can be calculated using the solution of the single-particle eigenvalue problem as

$$\langle \hat{c}_\ell^\dagger \hat{c}_{\ell'} \rangle = \sum_{\alpha=1}^N \varphi_{\alpha\ell}^* \varphi_{\alpha\ell'}. \quad (209)$$

If the temperature is finite and for open boundary conditions, Eq. (209) is generalized by

$$\langle \hat{c}_\ell^\dagger \hat{c}_{\ell'} \rangle = \sum_{\alpha=1}^L \varphi_{\alpha\ell}^* \varphi_{\alpha\ell'} f_{\text{FD}}(\varepsilon_\alpha), \quad (210)$$

where f_{FD} is the Fermi-Dirac distribution function:

$$f_{\text{FD}}(\varepsilon) = \frac{1}{\exp[(\varepsilon - \mu)/k_B T] + 1}. \quad (211)$$

The chemical potential μ is fixed by the requirement to have the desired number of particles $N = \sum_{\ell} \langle \hat{a}_\ell^\dagger \hat{a}_\ell \rangle$.

Alternatively, the bosonic one-body density matrix at $T = 0$ can be represented in the form [230, 231]

$$\langle \hat{a}_\ell^\dagger \hat{a}_{\ell'} \rangle = \det [P^\dagger(\ell') P(\ell)], \quad (212)$$

where the $L \times (N + 1)$ matrix $P(\ell)$ is determined as

$$P_{i\alpha}(\ell) = \begin{cases} -\varphi_{\alpha i} & \text{for } i = 1, \dots, \ell - 1, & \alpha = 1, \dots, N; \\ \varphi_{\alpha i} & \text{for } i = \ell, \dots, L, & \alpha = 1, \dots, N; \\ \delta_{i\ell} & \text{for } i = 1, \dots, L, & \alpha = N + 1. \end{cases} \quad (213)$$

Eq. (212) can be also rewritten in the form [232]

$$\langle \hat{a}_\ell^\dagger \hat{a}_{\ell'} \rangle = \det [A(\ell, \ell')] \sum_{\alpha, \beta=1}^N \varphi_{\alpha\ell'} A_{\alpha\beta}^{-1}(\ell, \ell') \varphi_{\beta\ell}^*, \quad (214)$$

where the entries of the $N \times N$ matrix $A(\ell, \ell')$ are given by

$$A_{\alpha\beta}(\ell, \ell') = \delta_{\alpha\beta} - 2 \sum_{i=\ell}^{\ell'-1} \varphi_{\alpha i}^* \varphi_{\beta i}, \quad \ell < \ell'. \quad (215)$$

The advantage of Eqs. (214), (215) is that the numerical calculation of $\langle \hat{a}_\ell^\dagger \hat{a}_{\ell'} \rangle$ can be done efficiently thanks to the recurrence relation

$$A_{\alpha\beta}(\ell, \ell' + 1) = A_{\alpha\beta}(\ell, \ell') - 2\varphi_{\alpha\ell'}^* \varphi_{\beta\ell'}. \quad (216)$$

It is interesting to note that Eqs. (214), (215) are the discrete version of the ones for the Tonks-Girardeau gas in the continuum [233].

For finite temperature and in the grand-canonical ensemble with open boundary conditions, the bosonic one-body density matrix for $\ell \neq \ell'$ can be also obtained as [226]

$$\langle \hat{a}_\ell^\dagger \hat{a}_{\ell'} \rangle = \frac{1}{\mathcal{Z}} \left\{ \det [I + (I + A)O(\ell')URU^\dagger O(\ell)] - \det [I + O(\ell')URU^\dagger O(\ell)] \right\}, \quad (217)$$

where

$$\mathcal{Z} = \det(I + R) = \prod_{\alpha=1}^L \left[1 + \exp\left(-\frac{\varepsilon_\alpha - \mu}{k_B T}\right) \right] \quad (218)$$

is the partition function, I is the identity matrix, U is the unitary $L \times L$ matrix containing the eigenvectors of \hat{H}_F for $N = 1$ in its columns ($U_{\ell\alpha} = \varphi_{\alpha\ell}$), $O(\ell)$ is a diagonal matrix with the first $(\ell - 1)$ elements equal to -1 and the others equal to $+1$. In addition, we defined $R = \exp[-(\varepsilon - \mu I)/k_B T]$ with ε being a diagonal matrix of the eigenenergies ε_α . The diagonal elements of the one-body density matrix are the same as for noninteracting fermions and can be easily calculated according to Eq. (210) with $\ell' = \ell$, which can be also rewritten as [226]

$$\langle \hat{a}_\ell^\dagger \hat{a}_\ell \rangle = \langle \hat{c}_\ell^\dagger \hat{c}_\ell \rangle = [U(I + R)^{-1}U^\dagger]_{\ell\ell}. \quad (219)$$

After simple transformations, Eq. (217) can be rewritten in the form analogous to (214) [232]

$$\langle \hat{a}_\ell^\dagger \hat{a}_{\ell'} \rangle = \sum_{\alpha, \beta=1}^L \varphi_{\alpha\ell}^* B_{\alpha\beta}(\ell, \ell') \varphi_{\beta\ell'}, \quad (220)$$

where the $L \times L$ matrix $B(\ell, \ell')$ is defined by

$$B(\ell, \ell') = (-1)^{\ell' - \ell} \frac{\det(A + R)}{\det(I + R)} (A^T + R)^{-1}, \quad (221)$$

and A is the same as in Eq. (221) but extended to $\alpha, \beta = 1, \dots, L$.

The particle-number correlation function of hard-core bosons is formally the same as for non-interacting fermions:

$$F_n(\ell, \ell') = \langle \hat{n}_\ell \rangle \delta_{\ell\ell'} - \left| \langle \hat{c}_\ell^\dagger \hat{c}_{\ell'} \rangle \right|^2. \quad (222)$$

At finite T and under open boundary conditions, it has the form

$$F_n(\ell, \ell') = \sum_{\alpha=1}^L \varphi_{\alpha\ell}^* \varphi_{\alpha\ell'} f_{\text{FD}}(\varepsilon_\alpha) \sum_{\beta=1}^L \varphi_{\beta\ell'}^* \varphi_{\beta\ell} [1 - f_{\text{FD}}(\varepsilon_\beta)] \quad (223)$$

which allows to express the dynamic structure factor in terms of the single-particle eigenmodes as [234]

$$\tilde{S}(k, \omega) = \sum_{\alpha, \beta} \left| \sum_{\ell} \varphi_{\alpha\ell}^* \varphi_{\beta\ell} e^{ik\ell} \right|^2 f_{\text{FD}}(\varepsilon_\alpha) [1 - f_{\text{FD}}(\varepsilon_\beta)] \delta\left(\omega - \frac{\varepsilon_\beta - \varepsilon_\alpha}{\hbar}\right). \quad (224)$$

The parity operator (146) has a form $\hat{s}_\ell = 1 - 2\hat{c}_\ell^\dagger \hat{c}_\ell$ and, therefore, the parity correlation is $F_{(-1)^n}(\ell_1, \ell_2) = 4F_n(\ell_1, \ell_2)$.

Calculation of the noise correlations reduces to the calculation of the one-body density matrix and of the four-point correlation function $\langle \hat{a}_{\ell_1}^\dagger \hat{a}_{\ell_2}^\dagger \hat{a}_{\ell_3} \hat{a}_{\ell_4} \rangle$. The former has been already discussed above and the latter at $T = 0$ can be computed as [186]

$$\langle \hat{a}_{\ell_1}^\dagger \hat{a}_{\ell_2}^\dagger \hat{a}_{\ell_3} \hat{a}_{\ell_4} \rangle = \det [P^\dagger(\ell_3, \ell_4)P(\ell_1, \ell_2)] , \quad (225)$$

where the $L \times (N + 2)$ matrix $P(\ell_1, \ell_2)$ is given by

$$P_{i\alpha}(\ell_1, \ell_2) = \begin{cases} -P_{i\alpha}(\ell_2) & \text{for } i = 1, \dots, \ell_1 - 1, \quad \alpha = 1, \dots, N + 1; \\ P_{i\alpha}(\ell_2) & \text{for } i = \ell_1, \dots, L, \quad \alpha = 1, \dots, N + 1; \\ \delta_{i\ell_1} & \text{for } i = 1, \dots, L, \quad \alpha = N + 2; \end{cases} \quad (226)$$

and $P_{i\alpha}(\ell)$ are determined by Eq. (213). A different approach to the computation of noise correlations based on Wick theorem was developed in Ref. [185]. However, it appears to be less efficient.

Finally, we would like to note that the time evolution of an arbitrary initial state

$$|\psi_F(0)\rangle = \prod_{\alpha=1}^N \sum_{\ell=1}^L \phi_{\alpha\ell}(0) \hat{c}_\ell^\dagger |0\rangle \quad (227)$$

can be easily calculated [235]

$$|\psi_F(t)\rangle = \exp\left(-i\frac{\hat{H}_F}{\hbar}t\right) |\psi_F(0)\rangle = \prod_{\alpha=1}^N \sum_{\ell=1}^L \varphi_{\alpha\ell}(t) \hat{c}_\ell^\dagger |0\rangle , \quad (228)$$

which remains to be a product of single-particle states similarly to the ground state $|\psi_F^G\rangle$. The only difference is that the coefficients $\varphi_{\alpha\ell}$ become time-dependent:

$$\varphi_{\alpha\ell}(t) = \sum_{\ell'=1}^L \phi_{\alpha\ell'}(0) \sum_{\beta=1}^L \varphi_{\beta\ell'}^* \varphi_{\beta\ell} \exp\left(-i\frac{\varepsilon_\beta}{\hbar}t\right) . \quad (229)$$

Therefore, the time evolution of the observables is described by the same equations as for the expectation values in the ground state (at $T = 0$) but with $\varphi_{\alpha\ell}$ replaced by $\varphi_{\alpha\ell}(t)$.

6.4.2. Homogeneous lattice

Now we apply the general formalism described in the previous section to the homogeneous lattices ($\epsilon_\ell \equiv 0$). In this case, the solution of the single-particle problem has the form (149), (150) with $k_\alpha a = 2q_\alpha \pi/L$, $q_\alpha = 0, \dots, L - 1$, for periodic boundary conditions, and $k_\alpha a = (2q_\alpha + 1)\pi/L$ for antiperiodic.

The ground-state energy has the same form for even and odd N :

$$E_N^{00} = -2J \frac{\sin(\pi\langle\hat{n}_\ell\rangle)}{\sin(\pi/L)} , \quad \langle\hat{n}_\ell\rangle = \frac{N}{L} . \quad (230)$$

In the thermodynamic limit, this leads to the following expression for the chemical potential:

$$\mu = -2J \cos(\pi\langle\hat{n}_\ell\rangle) \quad (231)$$

and, therefore, the compressibility is given by

$$\kappa = [2\pi J \sin(\pi\langle\hat{n}_\ell\rangle)]^{-1} . \quad (232)$$

Note that μ decreases with J for $0 \leq \langle\hat{n}_\ell\rangle < 1/2$ but increases for $1/2 < \langle\hat{n}_\ell\rangle \leq 1$.

The energy spectrum of the N -particle system in the thermodynamic limit is continuous and has no gaps with the minimal and maximal energies equal to $\pm 2JL \sin(\pi \langle \hat{n}_\ell \rangle) / \pi$. The lowest excitation mode at small momentum has a linear dispersion relation characterized by the sound velocity [236]

$$c_s = 2a \frac{J}{\hbar} \sin(\pi \langle \hat{n}_\ell \rangle) \quad (233)$$

which coincides with the Fermi velocity

$$v_F = \frac{1}{\hbar} \left. \frac{\partial \epsilon_k}{\partial k} \right|_{k=k_F}, \quad (234)$$

where the Fermi momentum k_F is defined as

$$k_F \equiv k_{q=N/2} = \frac{\pi}{a} \langle \hat{n}_\ell \rangle. \quad (235)$$

The superfluid stiffness is described by Eq. (206). In the case of a homogeneous lattice, the second term vanishes and we obtain

$$f_N^s = \frac{\sin(\pi \langle \hat{n}_\ell \rangle)}{N \sin(\pi/L)}. \quad (236)$$

In the thermodynamic limit, this gives the well-known result (see, e.g., Ref. [237])

$$f_\infty^s = \frac{\sin(\pi \langle \hat{n}_\ell \rangle)}{\pi \langle \hat{n}_\ell \rangle}. \quad (237)$$

From Eqs. (232), (233) and (237), one can easily see that the superfluid stiffness is related to the sound velocity as [238]

$$f_\infty^s = \frac{M_* c_s a}{\pi \hbar \langle \hat{n}_\ell \rangle}, \quad (238)$$

and the hydrodynamic relation (95) is also fulfilled.

In the ground state, the onsite particle-number statistics is described by a binary distribution

$$p(n_\ell = n) = (1 - \langle \hat{n}_\ell \rangle) \delta_{n,0} + \langle \hat{n}_\ell \rangle \delta_{n,1}. \quad (239)$$

This leads to the result for the particle-number fluctuations

$$\sigma_{n_\ell} = \sqrt{\langle \hat{n}_\ell \rangle (1 - \langle \hat{n}_\ell \rangle)} \quad (240)$$

which follows also from Eq. (222).

The fermionic one-body density matrix defined by Eq. (209) is given by the explicit expression

$$\langle \hat{c}_\ell^\dagger \hat{c}_{\ell'} \rangle = \frac{\sin[\pi \langle \hat{n}_\ell \rangle (\ell - \ell')]}{L \sin[\frac{\pi}{L} (\ell - \ell')]}, \quad (241)$$

which appears to be the same for even and odd N . Therefore, matrices $G^{(\ell, \ell')}$ needed for the calculation of the bosonic one-body density matrix in Eq. (207) acquire a Toeplitz form

$$G^{(\ell, \ell')} \equiv G^{(\ell' - \ell)} = \begin{pmatrix} g_1 & g_0 & g_1 & \cdots & g_{\ell' - \ell - 2} \\ g_2 & g_1 & g_0 & \ddots & \vdots \\ g_3 & g_2 & \ddots & \ddots & g_1 \\ \vdots & \ddots & \ddots & g_1 & g_0 \\ g_{\ell' - \ell} & \cdots & g_3 & g_2 & g_1 \end{pmatrix}, \quad (242)$$

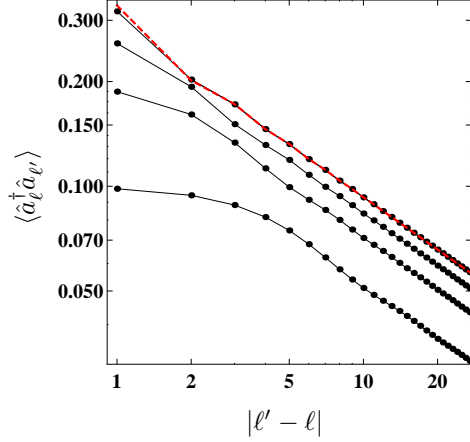


Figure 21: One-body density matrix of hard core bosons in a one-dimensional homogeneous lattice with periodic boundary conditions in the thermodynamic limit for $N/L = 0.5, 0.3, 0.2, 0.1$ (from top to the bottom). Red dashed line shows the asymptotics at large distances in the case of $N/L = 0.5$ according to Eq. (247). (For interpretation of the references to colour in this figure legend, the reader is referred to the web version of this article.)

where

$$g_n = \frac{\sin(\pi \langle \hat{n}_\ell \rangle n)}{L \sin(\frac{\pi}{L} n)} - \frac{1}{2} \delta_{n,0}. \quad (243)$$

In the case of half filling, $\langle \hat{n}_\ell \rangle = 1/2$, the coefficients g_n with even n vanish and the bosonic one-body density matrix is given by [239, 240]

$$\langle \hat{a}_\ell^\dagger \hat{a}_{\ell'} \rangle = \begin{cases} \frac{1}{2} R_{\frac{\ell' - \ell}{2}}^2 & \text{for even } \ell' - \ell; \\ \frac{1}{2} R_{\frac{\ell' - \ell - 1}{2}} R_{\frac{\ell' - \ell + 1}{2}} & \text{for odd } \ell' - \ell; \end{cases} \quad (244)$$

where

$$R_q = \left(\frac{2}{\pi}\right)^q \prod_{k=1}^{q-1} \left\{ \frac{\sin^2(2k\pi/L)}{\sin[(2k+1)\pi/L] \sin[(2k-1)\pi/L]} \right\}^{q-k}. \quad (245)$$

In the thermodynamic limit, R_q simplifies as

$$R_q = \left(\frac{2}{\pi}\right)^q \prod_{k=1}^{q-1} \left[\frac{(2k)^2}{(2k+1)(2k-1)} \right]^{q-k}. \quad (246)$$

At large distances $|\ell' - \ell|$, the bosonic one-body density matrix has the following asymptotics [239, 240]:

$$\langle \hat{a}_\ell^\dagger \hat{a}_{\ell'} \rangle \approx \frac{C}{\sqrt{|\ell' - \ell|}} \left[1 - \frac{(-1)^{|\ell' - \ell|}}{8|\ell' - \ell|^2} \right], \quad C = 0.294176 \dots \quad (247)$$

The dependence of $\langle \hat{a}_\ell^\dagger \hat{a}_{\ell'} \rangle$ on the distance $|\ell' - \ell|$ in the case of half filling described by Eqs. (244), (246) is shown in Fig. 21. Surprisingly, the asymptotic formula (247) is in perfect agreement with the exact result already at small $|\ell' - \ell|$. For other fillings, the correlation function $\langle \hat{a}_\ell^\dagger \hat{a}_{\ell'} \rangle$ is smaller and has a different behavior at small distances. However, at large distances it shows the same asymptotics $\langle \hat{a}_\ell^\dagger \hat{a}_{\ell'} \rangle \sim |\ell' - \ell|^{-1/2}$ which is a manifestation of quasi-long-range order. This implies that the quasi-momentum distribution has a $|k|^{-1/2}$ singularity at $k \rightarrow 0$ [241–243]. The largest eigenvalue of the one-body density matrix which corresponds to the zero quasi-momentum state scales as \sqrt{N} [231].

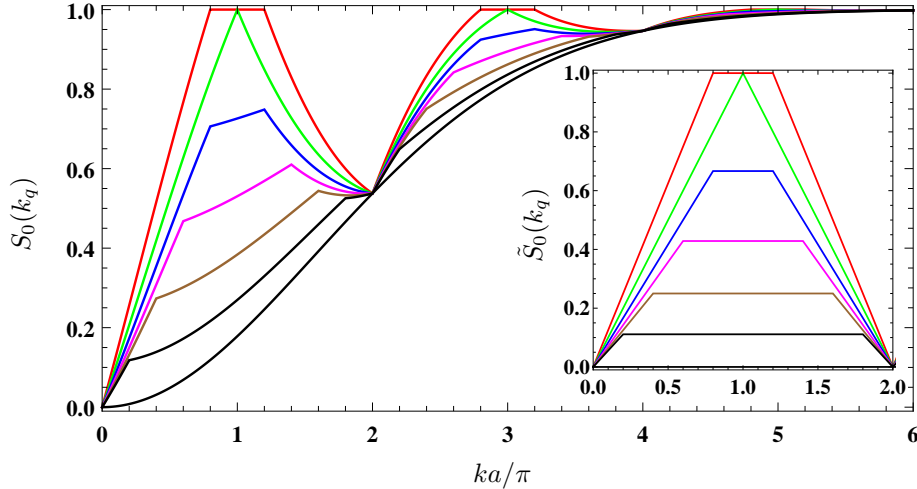


Figure 22: (color online) Static structure factor of hard core bosons in a one-dimensional homogeneous lattice of $L = 100$ sites with periodic boundary conditions. $N = 40, 50, 60, 70, 80, 90, 100$ from top to the bottom. The data obtained at discrete points k_q are connected by straight lines. $\tilde{S}_0(k_q)$ is given by Eqs. (248), (249). $S_0(k_q)$ is obtained from $\tilde{S}_0(k_q)$ according to Eq. (129) using $G_0(k)$ for $V_0 = 10 E_R$.

Any finite temperature has a strong influence on the properties of the one-body density matrix [226]. The long-distance asymptotics becomes exponential, $\langle \hat{a}_{\ell_1}^\dagger \hat{a}_{\ell_2} \rangle \sim \exp(-|\ell_1 - \ell_2|/\xi)$, and the quasi-long-range order present in the ground state is destroyed. The correlation length ξ decreases with T and for small temperatures decays as $\xi \sim 1/T$. It has also strong dependence on the filling.

The static structure factor $\tilde{S}_0(k)$ is a periodic function of k with the period equal to the vector of the reciprocal lattice $k_{q=L} = \frac{2\pi}{a}$. It can be easily obtained at $T = 0$ from Eqs. (130), (209), (222). Within one period and for $N = 1, \dots, L/2$ it is given by

$$\tilde{S}_0(k_q) = \begin{cases} \frac{k_q}{2k_F} & , k_q = 0, \dots, 2k_F , \\ 1 & , q = 2k_F, \dots, k_L - 2k_F , \\ \frac{k_L - k_q}{2k_F} & , k_q = k_L - 2k_F, \dots, k_L , \end{cases} \quad (248)$$

where $k_q = \frac{2\pi}{La}q$ and k_F is the Fermi momentum. In this case, $k_L \geq 4k_F$. For $N = \frac{L}{2} + 1, \dots, L$ we have instead

$$\tilde{S}_0(k_q) = \begin{cases} \frac{k_q}{2k_F} & , k_q = 0, \dots, k_L - 2k_F , \\ \frac{k_L - 2k_F}{2k_F} & , k_q = k_L - 2k_F, \dots, 2k_F , \\ \frac{k_L - k_q}{2k_F} & , k_q = 2k_F, \dots, k_L , \end{cases} \quad (249)$$

with $2k_F \leq k_L < 4k_F$. For $N = 1, \dots, L-1$, $\tilde{S}_0(k_q)$ is a linear function of k_q in finite intervals in the vicinity of $k = 0$ and $k = 2\pi/a$ with the slope $1/(2k_F)$ in complete agreement with Eqs. (145), (232), (233). In the remaining interval near $k = \pi/a$, $\tilde{S}_0(k_q)$ takes a constant value which is one for $N = 1, \dots, L/2$ and reduces from $(L-2)/(L+2)$ to zero for $N = \frac{L}{2} + 1, \dots, L$. As it follows from Eq. (249), $\tilde{S}_0(k_q)$ vanishes for $N = L$ and the static structure factor in continuum takes the form $S_0(k) = 1 - G_0^2(k)$, where $G_0(k)$ is defined by Eq. (132). The comparison of $S_0(k)$ and $\tilde{S}_0(k)$ for different values of N is given in Fig. 22.

Noise correlations of hard-core bosons in homogeneous lattices possess the following characteristic features [185, 186]. (i) Very large peaks appear at $k_1 = k_2 = 0$ as well as at integer multiples of the reciprocal lattice vector as a result of the quasi-condensation and the underlying order induced by a periodic lattice. The heights of the peaks depend on the filling. (ii) A line of maxima exists for $k_1 = k_2$ due to the bunching typical for bosonic systems. (iii) There are dips immersed in a negative background along the lines $k_1 = 0$

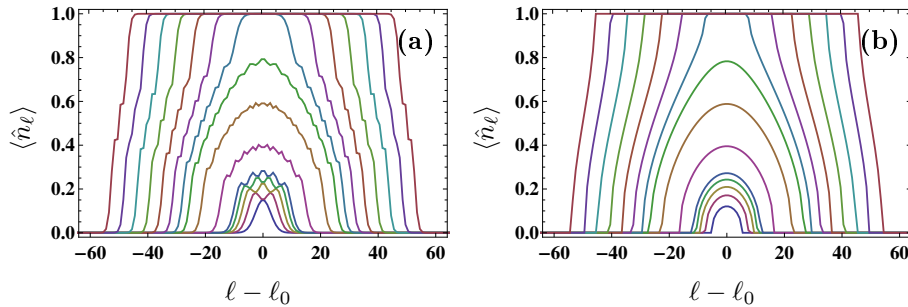


Figure 23: (color online) Spatial distribution of the mean occupation numbers of hard-core bosons in a one-dimensional lattice and in the presence of harmonic confinement with the parameter $J/V_T = 200$ at $T = 0$. The total number of particles $N = 1, 2, 3, 4, 5, 10, 20, 30, 40, 50, 60, 70, 80, 90, 100$ from bottom to the top. (a) Exact calculations in a lattice of $L = 200$ sites (the size of the lattice does not affect the results). (b) Local-density approximation (251).

and $k_2 = 0$ which are related to quantum depletion. (iv) The correlation function for $k_1 = k_2 = 0$ scales linearly with the system size.

6.4.3. Harmonic trap

We consider the effects of the harmonic trapping potential described by the local terms

$$\epsilon_\ell = V_T (\ell - \ell_0)^2, \quad V_T = \frac{M\omega_T^2 a^2}{2}, \quad (250)$$

in the Hamiltonian (203), where ℓ_0 denotes the center of the trap (which is not necessarily an integer). Spatial distributions of the mean occupation numbers $\langle \hat{n}_\ell \rangle$ for different total particle numbers N at $T = 0$ determined by Eq. (209) with $\ell' = \ell$ are shown in Fig. 23. With the increase of N , $\langle \hat{n}_\ell \rangle$'s become larger and the size of the atomic sample grows. If the particle number exceeds the value $N \approx 2.68\sqrt{J/V_T}$, a plateau with $\langle \hat{n}_\ell \rangle = 1$ appears at the trap center [206, 244, 245]. In the example shown in Fig. 23 this happens for $N \geq 38$. Since the local chemical potential $\mu_\ell = \mu - \epsilon_\ell$ varies from site to site but the occupation numbers $\langle \hat{n}_\ell \rangle$ within the plateau do not, the local compressibility (89) vanishes.

The density profiles can be also obtained within the local density approximation [4, 246, 247] replacing the chemical potential μ in Eq. (231) by $\mu_\ell = \mu - \epsilon_\ell$. This leads to the following expression

$$\langle \hat{n}_\ell \rangle = \begin{cases} 0 & , \mu_\ell < -2J, \\ \frac{1}{\pi} \arccos\left(-\frac{\mu_\ell}{2J}\right) & , |\mu_\ell| < 2J, \\ 1 & , \mu_\ell > 2J, \end{cases} \quad (251)$$

where the global chemical potential μ is determined by the total number of particles as $\sum_\ell \langle \hat{n}_\ell \rangle = N$. Fig. 23 shows that the local-density approximation works very well for $N \geq 10$, although it does not describe fine details of the exact density profiles.

One-body density matrix as well as natural orbitals in the presence of a trapping potential were studied in Refs. [229, 230]. It was shown that the power-law decay $\langle \hat{a}_\ell^\dagger \hat{a}_{\ell'} \rangle \sim |\ell - \ell'|^{-1/2}$ is preserved for intermediate distances but at larger distances the correlations drop much faster [230] which removes the singularity in the quasi-momentum distribution for $k \rightarrow 0$ [229]. The harmonic trap sets a momentum scale $p_T = \sqrt{M\hbar\omega_T}$ below which the momentum distribution is flattened due to suppression of the long-range correlations [185, 227]. The presence of the plateau in the density profile is accompanied by the splitting of the natural orbital of the one-body density matrix with the largest eigenvalue into two parts localized in the side regions with nonvanishing compressibility [230].

In the experiment of Ref. [4], a two-dimensional array of independent one-dimensional chains with the filling factor smaller than one has been created. Due to the harmonic confinement, the number of atoms in

a chain labeled by a pair of indices (i, j) is given by

$$N_{ij} = N_{00} \left[1 - \frac{5N}{2\pi N_{00}} (i^2 + j^2) \right]^{3/2},$$

where N is the total number of atoms and N_{00} is the number of atoms in the central chain. The probability of having a chain with N' atoms reads

$$P(N') = \frac{2}{3N_{00}^{2/3}(N')^{1/3}}, \quad N' \leq N_{00}.$$

The only parameter which determines this distribution was estimated to be $N_{00} = 18$. The quasi-momentum distribution calculated for this setup using the Bose-Fermi mapping at finite temperature is in excellent agreement with the experimental data [4, 248].

6.4.4. Extended fermionization

As it was mentioned above, standard Bose-Fermi mapping is not valid for $N > L$. Nevertheless, this formalism can be used within the framework of the extended fermionization model [189, 249]. The idea is to divide the whole system into two subsystems: (i) n_B bosons sitting at each lattice site, and (ii) $N' = N - n_B L$ excess bosons, where n_B is such that $N' < L$. Then the excess particles can be treated as ordinary hard-core bosons with the effective tunneling parameter $J' = J(n_B + 1)$. This approach was employed to study the dynamic structure factor of hard-core bosons in the homogeneous one-dimensional lattices as well as in the presence of a harmonic trap [189] as well as damping of dipole oscillations [249]. In the homogeneous system, it leads to straightforward modifications of the results of section 6.4.2. For instance, the expression for the superfluid stiffness becomes

$$f_N^s = \frac{n_B + 1}{N} \frac{\sin(\pi N'/L)}{\sin(\pi/L)}. \quad (252)$$

7. Perturbation theory in the limit of strong interaction

If the tunneling parameter J is small compared to the interaction energy U , perturbative solution of the Bose-Hubbard model can be obtained in powers of J/U , which is called strong-coupling expansion [51, 52]. This method works very well for J/U below the critical point $(J/U)_c$, which is less than one in all dimensions, where all physical quantities are analytical functions. It was used in the studies of spinless bosons with local [51–54, 250–259] and nearest-neighbor interactions [260, 261], two-species bosons [262], and spin-1 bosons [263, 264] in different types of regular lattices like hypercubic isotropic [51, 52, 54, 255, 260–263, 265] and anisotropic [253], superlattices [254, 255], two-dimensional triangular and kagome lattices [256–258], and in the presence of artificial gauge fields [259, 265], as well as in disordered lattices [52, 67, 266–268]. The strong-coupling expansion allows to avoid finite-size effects and shows excellent agreement with exact numerical data.

However, this method can be applied only for commensurate fillings $N = nL^d$, where n is an integer, or close to it for $N = nL^d \pm 1$ due to the degeneracies of the zeroth-order eigenstates which may become intractable in the case of arbitrary filling. Analytical calculations for arbitrary d and n can be done in practice only for few lowest orders. Higher-order studies require symbolic calculations on a computer. This has been done for $d = 1$ and $n = 1$ up to the 14th order in Ref. [53] for the ground-state energy, variance of the occupation numbers and two-point correlation functions. Recently, symbolic calculations were done for $d = 1$ and $n = 1, 2, 3$ up to the 16th order and the results were reported for the energy, two-point correlation functions and the first five moments of the on-site particle-number distribution [269]. Numerical calculations along these lines were also performed for $d = 1, n = 1, 2$, and for $d = 2, n = 1$ up to the 13th order [251, 252]. In Refs. [79, 80, 270], the method was developed such that it became possible to do calculations in principle for arbitrary d and n . With the aid of the scaling theory it is possible to extrapolate to the infinite order of J/U [52, 54, 251]. Here we present analytical results for one-dimensional and isotropic hypercubic lattices of arbitrary dimensions.

7.1. Ground state in the case of commensurate filling

The ground state in the case of commensurate filling ($N = nL^d$) is denoted as $|\psi_{nL^d}^{00}\rangle$. As it was discussed in Sec. 6.2, in the zeroth-order of the perturbation theory, this state is not degenerate and has the energy (177). Therefore, in order to study the ground-state properties of the Mott-insulator, one has to employ non-degenerate perturbation theory. For the ground-state energy per lattice site at arbitrary d and n up to the 4th order in J/U , this gives [271]

$$\frac{E_{nL^d}^{00}}{UL^d} = \frac{n(n-1)}{2} - \left(\frac{J}{U}\right)^2 Z n(n+1) - \left(\frac{J}{U}\right)^4 Z \frac{n(n+1)}{12} [16Z - 34 + (76Z - 157)n(n+1)] , \quad (253)$$

where $Z = 2d$ is the coordination number. Symbolic perturbative expansion on a computer for $d = 1$, $n = 1$ allowed to obtain the result up to the 14th order [53]:

$$\begin{aligned} \frac{E_L^{00}}{4UL} &= -\left(\frac{J}{U}\right)^2 + \left(\frac{J}{U}\right)^4 + \frac{68}{9}\left(\frac{J}{U}\right)^6 - \frac{1267}{81}\left(\frac{J}{U}\right)^8 + \frac{44171}{1458}\left(\frac{J}{U}\right)^{10} \\ &\quad - \frac{4902596}{6561}\left(\frac{J}{U}\right)^{12} - \frac{8020902135607}{2645395200}\left(\frac{J}{U}\right)^{14} . \end{aligned} \quad (254)$$

For $d = 1$, $n = 1$, Eq. (253) reproduces the first two terms in Eq. (254).

The probabilities to have n_1 particles on a lattice site are given by [271]

$$p(n_1 = n-1) = \left(\frac{J}{U}\right)^2 n(n+1)Z \quad (255)$$

$$+ \left(\frac{J}{U}\right)^4 \frac{n(n+1)Z}{18} [84Z - 156 + n(334Z - 703) + n^2(326Z - 695)] ,$$

$$p(n_1 = n+1) = \left(\frac{J}{U}\right)^2 n(n+1)Z \quad (256)$$

$$+ \left(\frac{J}{U}\right)^4 \frac{n(n+1)Z}{18} [76Z - 148 + n(318Z - 687) + n^2(326Z - 695)] ,$$

$$p(n_1 = n-2) = \left(\frac{J}{U}\right)^4 n(n^2-1)Z \left[\frac{n+2}{16} + \frac{2}{9}(n+1)(Z-1) \right] , \quad (257)$$

$$p(n_1 = n+2) = \left(\frac{J}{U}\right)^4 n(n+1)(n+2)Z \left[\frac{n-1}{16} + \frac{2}{9}n(Z-1) \right] , \quad (258)$$

and the probability $p(n_1 = n)$ can be obtained from the normalization condition

$$\sum_{n_1=n-2}^{n+2} p(n_1) = 1 . \quad (259)$$

Probabilities of other occupation numbers vanish in this order of the perturbation theory. The probabilities $p(n_1)$ given by Eqs. (255)-(258) satisfy the relation

$$p(n_1 = n+1) - p(n_1 = n-1) + 2[p(n_1 = n+2) - p(n_1 = n-2)] = 0 \quad (260)$$

that follows from the obvious condition $\langle \hat{n}_1 \rangle = n$. Second-order terms in Eqs. (253), (255), (256) were obtained in Refs. [51, 52, 272].

Elements of the one-body density matrix $F_a(\mathbf{l}_1, \mathbf{l}_2) = \langle \hat{a}_{\mathbf{l}_1}^\dagger \hat{a}_{\mathbf{l}_2} \rangle$ up to the third order in J/U have the

form [54]

$$F_a(s=1) = \frac{J}{U} 2n(n+1) + \left(\frac{J}{U}\right)^3 \frac{n(n+1)}{3} [16Z - 34 + (76Z - 157)n(n+1)] , \quad (261)$$

$$F_a(s=2) = \left(\frac{J}{U}\right)^2 3n(n+1)(2n+1) , \quad (262)$$

$$F_a(s=\sqrt{2}) = 2F_a(s=2) ,$$

$$F_a(s=3) = \left(\frac{J}{U}\right)^3 4n(n+1)(5n^2 + 5n + 1) , \quad (263)$$

$$F_a(s=\sqrt{5}) = 3F_a(s=3) , \quad F_a(s=\sqrt{3}) = 6F_a(s=3) .$$

Note that integer distances, $s = 1, 2, \dots$, are possible in lattices of any dimension d , while irrational distances $s = \sqrt{2}, \sqrt{5}$ and $s = \sqrt{3}$ exist only for $d \geq 2$ and $d \geq 3$, respectively. Eqs. (253)-(261) can be tested for self-consistency using the identities

$$\begin{aligned} \frac{E_N^{00}}{UL^d} &= -\frac{J}{U} Z F_a(s=1) + \frac{\langle \hat{n}_1^2 \rangle - \langle \hat{n}_1 \rangle}{2} , \\ \frac{\partial}{\partial U} \frac{E_N^{00}}{L^d} &= \frac{\langle \hat{n}_1^2 \rangle - \langle \hat{n}_1 \rangle}{2} , \end{aligned} \quad (264)$$

that follow from the Hamiltonian.

With the aid of Eqs. (261)-(263), one can deduce perturbative results for the quasi-momentum distribution in the ground state:

$$\tilde{P}(\mathbf{k}) = \frac{1}{N} \left[n + \sum_{\mathbf{s}} b_{\mathbf{s}} \prod_{\nu=1}^d \cos(s_{\nu} k_{\nu} a) \right] , \quad (265)$$

where $b_{\mathbf{s}} \equiv b_{s_1 \dots s_d}$ are invariant under any permutation of indices. In one dimension, the nonvanishing coefficients in the third order of the perturbation theory are given by

$$b_s = 2F_a(s) , \quad s = 1, 2, 3. \quad (266)$$

In two dimensions, we have

$$\begin{aligned} b_{s0} &= 2F_a(s) , \quad s = 1, 2, 3, \\ b_{11} &= 8F_a(2) , \quad b_{12} = 12F_a(3) , \end{aligned} \quad (267)$$

and in three dimensions:

$$\begin{aligned} b_{s00} &= 2F_a(s) , \quad s = 1, 2, 3, \\ b_{110} &= 8F_a(2) , \quad b_{120} = 12F_a(3) , \quad b_{111} = 48F_a(3) , \end{aligned} \quad (268)$$

with all possible permutations of the indices.

For the particle-number correlation function (131) one finds [271]

$$F_n(1) = -\left(\frac{J}{U}\right)^2 2n(n+1) \left(\frac{J}{U}\right)^4 \frac{n(n+1)}{18} [64Z - 190 + n(n+1)(448Z - 1069)] , \quad (269)$$

$$F_n(2) = -\left(\frac{J}{U}\right)^4 \frac{2n}{9} (11 + 43n + 64n^2 + 32n^3) , \quad (270)$$

$$F_n(\sqrt{2}) = -\left(\frac{J}{U}\right)^4 \frac{4n}{9} (20 + 79n + 118n^2 + 59n^3) . \quad (271)$$

The consistency of Eqs. (269)-(271) with (253), (261) can be also tested using the fact that the fluctuations of the total number of particles vanish: $\langle \hat{N}^2 \rangle - N^2 = 0$. In a translationally invariant system this leads to the condition [269]

$$\sum_{l_1=0}^{L-1} \cdots \sum_{l_d=0}^{L-1} (\langle \hat{n}_0 \hat{n}_1 \rangle - \langle \hat{n}_0 \rangle \langle \hat{n}_1 \rangle) = 0. \quad (272)$$

Considering only the terms up to the 4th order of the perturbation theory, we get

$$\frac{E_{nL}^{00}}{UL^d} - \frac{n(n-1)}{2} + \frac{J}{U} Z F_a(1) + \frac{Z}{2} \left[F_n(1) + F_n(2) + \frac{Z-2}{2} F_n(\sqrt{2}) \right] = 0, \quad (273)$$

where we have taken into account Eq. (264). Eqs. (253), (261), (269)-(271) satisfy indeed Eq. (273).

The parity correlation is given by [271]

$$F_{(-1)^n}(1) = \left(\frac{J}{U} \right)^2 8n(n+1) + \left(\frac{J}{U} \right)^4 \frac{4n(n+1)}{3} [16Z - 34 + n(n+1)(40Z - 157)], \quad (274)$$

$$F_{(-1)^n}(2) = \left(\frac{J}{U} \right)^4 \frac{8n}{9} (7 + 29n + 44n^2 + 22n^3), \quad (275)$$

$$F_{(-1)^n}(\sqrt{2}) = \left(\frac{J}{U} \right)^4 \frac{16n}{9} (16 + 83n + 134n^2 + 67n^3). \quad (276)$$

The results for the parity correlation function up to the second order in J/U at finite temperature can be found in Ref. [199]. A multi-point generalization of the two-point parity correlation function $F_{(-1)^n}(\mathbf{l}_1, \mathbf{l}_2)$, a so-called string correlator defined by Eq. (294), was calculated at zero temperature in the second order of the strong-coupling expansion for lattices of arbitrary dimensions and in the fourth order in one dimension [273].

7.2. Lowest excited states

At each value of the discrete total momentum $\hbar \mathbf{K}$, the first excitation band consists of $L^d - 1$ states. In the limit $J = 0$, the states are degenerate and correspond to bosonic configurations with the same occupation numbers n at any site except two, one of which contains $n - 1$ bosons and the other one $n + 1$. In one dimension, they are explicitly given by

$$|\psi_{nL}^{K\Omega}\rangle^{(0)} \equiv |\mathbf{n}_{K\Omega}\rangle = \frac{1}{\sqrt{L}} \sum_{j=0}^{L-1} \left(\frac{\hat{T}}{\tau_K} \right)^j |n+1, \underbrace{n, \dots, n}_{\Omega-1}, n-1, \underbrace{n, \dots, n}_{L-\Omega-1}\rangle, \quad (277)$$

where $\Omega = 1, \dots, L-1$. In the first order of the perturbation theory, the degeneracy of these states at a given value of K is completely lifted. The energies of the excited states for one-dimensional lattices were calculated in the first order of J/U for unit filling $n = 1$ [250] and arbitrary filling [274]. By doing calculations for arbitrary n up to the second order in J/U , we obtain

$$\begin{aligned} \frac{E_{nL}^{K\Omega}}{U} &= \frac{E_{nL}^{00}}{U} + 1 - 2 \frac{J}{U} \cos \left(\pi \frac{\Omega}{L} \right) \sqrt{1 + 4n(n+1) \cos^2 \left(\frac{Ka}{2} \right)} \\ &+ \left(\frac{J}{U} \right)^2 \left\{ 5n^2 + 6n + 2 - 4n(n+1) \cos \left(2\pi \frac{\Omega}{L} \right) \frac{2n(n+1) + (2n^2 + 2n + 1) \cos Ka}{1 + 4n(n+1) \cos^2(Ka/2)} \cos Ka \right\}, \end{aligned} \quad (278)$$

where $\Omega = 1, \dots, L-1$. Eq. (278) has been derived for sufficiently large one-dimensional lattices ($Z = 2$) and can be easily generalized to arbitrary dimensions. The first-order term in Eq. (278) predicts symmetric form of the excitation band with respect to $E = E^{00} + U$. The second-order term describes the asymmetry of the band.

The lowest excited state is labeled by $K = 0, \Omega = 1$. From Eq. (278) it follows that in the thermodynamic limit the gap separating it from the ground state (neutral gap) is given by

$$\frac{\Delta_n}{U} = \frac{E_{nL}^{01} - E_{nL}^{00}}{U} = 1 - 2\frac{J}{U}(2n+1) + \left(\frac{J}{U}\right)^2 (n^2 + 2n + 2). \quad (279)$$

7.3. Particle-hole excitations

Excitations considered in the previous section constitute a part of the energy spectrum of a bosonic system with commensurate filling $N = nL$. They should not be confused with particle and hole excitations which arise, if we add or remove one particle from the system. The states corresponding to these particle and hole excitations, which are the ground states of the system with the total number of particles $N = nL \pm 1$, in the lowest order of the perturbation theory are given by

$$|\psi_{nL\pm 1}^{K0}\rangle^{(0)} \equiv |\mathbf{n}_{K\Gamma}\rangle = \frac{1}{\sqrt{L}} \sum_{j=0}^{L-1} \left(\frac{\hat{\tau}}{\tau_K}\right)^j |n \pm 1, \underbrace{n, \dots, n}_{L-1}\rangle. \quad (280)$$

Up to the third order in J/U the energies of the states $|\psi_{nL^d\pm 1}^{K0}\rangle$ at $K = 0$ in a d -dimensional lattice are [51, 52]

$$\begin{aligned} \frac{E_{nL^d+1}^{00} - E_{nL^d}^{00}}{U} &= n - \frac{ZJ}{U}(n+1) - \left(\frac{ZJ}{U}\right)^2 n \left[n + 1 - \frac{5n+4}{2Z}\right] \\ &- \left(\frac{ZJ}{U}\right)^3 n(n+1) \left[2n+1 - \frac{25n+14}{4Z} + 2\frac{2n+1}{Z^2}\right] + O(J^4), \end{aligned} \quad (281)$$

$$\begin{aligned} \frac{E_{nL^d}^{00} - E_{nL^d-1}^{00}}{U} &= n - 1 + \frac{ZJ}{U}n + \left(\frac{ZJ}{U}\right)^2 (n+1) \left[n - \frac{5n+1}{2Z}\right] \\ &+ \left(\frac{ZJ}{U}\right)^3 n(n+1) \left[2n+1 - \frac{25n+11}{4Z} + 2\frac{2n+1}{Z^2}\right] + O(J^4), \end{aligned} \quad (282)$$

where $E_{nL^d}^{00}$ is determined by Eq. (253).

In a one-dimensional lattice with unit filling the dependences of the energies of the particle and hole excitations on K up to the sixth order in J/U are given by [250]

$$\begin{aligned} \frac{E_{L+1}^{K0} - E_L^{00}}{U} &= 1 + 5\left(\frac{J}{U}\right)^2 - \frac{513}{20}\left(\frac{J}{U}\right)^4 - \frac{80139}{200}\left(\frac{J}{U}\right)^6 \\ &+ \left[-4\frac{J}{U} + 18\left(\frac{J}{U}\right)^3 - \frac{137}{150}\left(\frac{J}{U}\right)^5\right] \cos(Ka) + \left[-4\left(\frac{J}{U}\right)^2 + 64\left(\frac{J}{U}\right)^4 - \frac{426161}{1500}\left(\frac{J}{U}\right)^6\right] \cos(2Ka) \\ &+ \left[-12\left(\frac{J}{U}\right)^3 + 276\left(\frac{J}{U}\right)^5\right] \cos(3Ka) + \left[-44\left(\frac{J}{U}\right)^4 + 1296\left(\frac{J}{U}\right)^6\right] \cos(4Ka) \\ &- 180\left(\frac{J}{U}\right)^5 \cos(5Ka) - 792\left(\frac{J}{U}\right)^6 \cos(6Ka), \end{aligned} \quad (283)$$

$$\begin{aligned} \frac{E_{L-1}^{K0} - E_L^{00}}{U} &= 8\left(\frac{J}{U}\right)^2 - \frac{512}{3}\left(\frac{J}{U}\right)^6 + \left[-2\frac{J}{U} + 12\left(\frac{J}{U}\right)^3 - \frac{224}{3}\left(\frac{J}{U}\right)^5\right] \cos(Ka), \\ &+ \left[-4\left(\frac{J}{U}\right)^2 + 64\left(\frac{J}{U}\right)^4 - \frac{1436}{3}\left(\frac{J}{U}\right)^6\right] \cos(2Ka) + \left[-12\left(\frac{J}{U}\right)^3 + 276\left(\frac{J}{U}\right)^5\right] \cos(3Ka) \\ &+ \left[-44\left(\frac{J}{U}\right)^4 + 1296\left(\frac{J}{U}\right)^6\right] \cos(4Ka) - 180\left(\frac{J}{U}\right)^5 \cos(5Ka) - 792\left(\frac{J}{U}\right)^6 \cos(6Ka). \end{aligned} \quad (284)$$

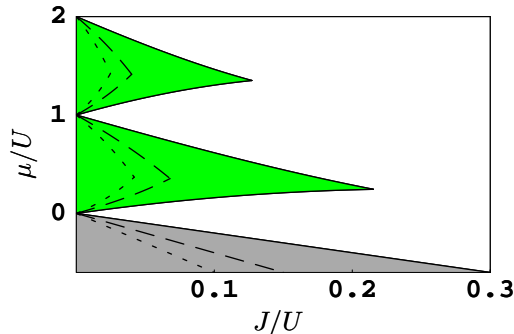


Figure 24: (color online) Boundaries of the Mott-insulator phase via strong-coupling expansion up to the third order in J/U for $d = 1$ (solid lines), 2 (dashed lines), 3 (dotted lines). The gray region corresponds to $N = 0$, and the two green regions correspond to the Mott insulator with $n = 1, 2$ in one dimension.

Eqs. (283), (284) are consistent with Eqs. (281), (282) in the same orders of J/U .

Eqs. (281), (282), (283), (284) allow to obtain perturbative expansions for the charge gap (88). In order to make a comparison with the neutral gap in Eq. (279), we set $d = 1$ in Eqs. (281), (282) and take into account only the terms up to the second order in J/U . This gives

$$\frac{\Delta_c}{U} = 1 - 2\frac{J}{U}(2n+1) + \left(\frac{J}{U}\right)^2(2n^2 + 2n + 1). \quad (285)$$

The first-order term is the same as in Eq. (279). The second-order term is different for $n \geq 2$ and only for $n = 1$ it becomes the same.

7.4. Phase diagram

From the energies of particle and hole excitations at $K = 0$ one can obtain the boundaries of the regions in the (μ, J) plane corresponding to the commensurate fillings. They are determined by Eq. (86) and, therefore, are readily obtained from Eqs. (281), (282) up to the third order of J/U for arbitrary n and d or from Eqs. (283), (284) up to the 6th order of J/U for $n = 1$ and $d = 1$. The region $\mu < \mu_+(0) = -2dJ$ corresponds to $N = 0$.

Eqs. (281), (282) as well as all other perturbative results are valid only in some interval of $J \in [0, J_c]$, where J_c is the smallest value of J at which $\mu_-(n)$ and $\mu_+(n)$ become equal. In this interval the difference $\mu_+(n) - \mu_-(n)$ remains finite and positive which means that the compressibility vanishes. J_c depends on the order up to which the calculations are performed and provides an estimate of the transition point from the Mott-insulator to the superfluid.

Perturbative results for the superfluid stiffness f_N^s can be obtained from the calculations of the ground-state energies in the presence of the Peierls factors. In this manner we get that for $N = nL^d$ the superfluid stiffness $f_{nL^d}^s \equiv 0$ in all orders of J/U but the case of an incommensurate filling is different. For instance, in a one-dimensional lattice with $N = nL \pm 1$, in the lowest orders of J/U we obtain

$$f_{nL+1}^s = \frac{1}{nL+1} \left[n+1 + 4\frac{J}{U}n(n+1) + \dots \right], \quad (286)$$

$$f_{nL-1}^s = \frac{1}{nL-1} \left[n+4\frac{J}{U}n(n+1) + \dots \right]. \quad (287)$$

In the hard-core limit, $J/U \rightarrow 0$ and $n = 1$, Eq. (287) gives the same result as Eq. (236) for $N = L - 1$. Although $f_{nL \pm 1}^s$ tend to zero in the thermodynamic limit, they do not vanish in lattices of finite size. This is an indication that the MI lobes are surrounded by the superfluid.

The phase diagram obtained in the third order of the strong-coupling expansion according to Eqs. (281), (282) is shown in Fig. 24 for different dimensions $d = 1, 2, 3$ (see also Ref. [51, 52]). The size of the insulating regions decreases with the number of dimensions d and with the filling factor n .

8. Critical properties of the Bose-Hubbard model and the superfluid–Mott-insulator transition

From the analytical results discussed in the previous sections, it becomes clear that the ground-state properties in the case of a commensurate filling undergo qualitative changes under variation of the ratio J/U . The superfluid stiffness is equal to one for the ideal Bose gas but vanishes identically in the limit of strong interactions. The compressibility also vanishes for strong interactions but becomes divergent in the limit of vanishing interactions. Drastic changes are also observed in the excitation spectrum which is gapless in the case of the ideal gas but becomes gapped in the strongly interacting regime. In the case of an incommensurate filling, the superfluid stiffness is always finite, the compressibility does not vanish and there is no gap in the excitation spectrum.

All these characteristic features are manifestations of the SF-MI transition. Since the transition takes place at zero temperature, this is an example of a quantum phase transition which is driven by quantum fluctuations in contrast to classical phase transitions driven by thermal fluctuations. According to the classification adopted in the theory of critical phenomena, the transition at fixed commensurate filling which is controlled only by J/U and the transition controlled by the variation of the filling factor from the incommensurate to commensurate belong to different universality classes.

The basic idea is that near the critical point, the spatial correlation length ξ_x as well as the correlation time $\xi_t \sim \xi_x^z$, where z is the dynamical critical exponent, diverge. The dependence of ξ_x on the distance δ from the critical point, which is defined as $\delta = |J - J_c|/U$ or $\delta = |\mu - \mu_c|/U$ for the two different types of transition, as well as the value of z do not depend on the microscopic details of the Hamiltonian and are entirely determined by the symmetries and system dimensionality d . The divergence of the correlation time leads to the vanishing energy gap

$$\Delta \sim \xi_t^{-1} \sim \xi_x^{-z} . \quad (288)$$

Dimensional analysis shows also that near the transition point the superfluid stiffness and the compressibility are determined by ξ_t and ξ_x as [47]

$$f_s \sim \xi_t^{-1} \xi_x^{2-d} \sim \xi_x^{2-d-z} , \quad (289)$$

$$\kappa \sim \xi_t \xi_x^{-d} \sim \xi_x^{z-d} . \quad (290)$$

In a finite systems of L^d sites, the phase transition becomes a crossover. The correlation length ξ_x is limited by L and Eqs. (288), (289), (290) have to be generalized. For instance, for the superfluid stiffness, we have

$$f_s = L^{2-d-z} \Phi_s(L/\xi_x) , \quad (291)$$

where Φ_s is a universal scaling function for this particular quantity. The power of L in front of it is the same as the power of ξ_x in the second part of Eq. (289). The relation (291) implies that the dependences of f_s calculated for different system sizes L and multiplied by L^{d+z-2} should intersect at one point which gives an estimation of the transition point. The expressions of the form (291) with other powers of L also exist for other quantities and constitute the basis of the finite-size scaling analysis which is often used in practice for the calculations of the phase diagrams.

8.1. Transition at commensurate fillings

Now we turn to the transition at commensurate fillings which belongs to the universality class of the $(d+1)$ -dimensional XY-model and characterized by $z = 1$ in all dimensions. It has lower critical dimension $d = 1$ and upper critical dimension $d = 3$.

For $d = 1$, the transition is of the Berezinskii-Kosterlitz-Thouless type [275–278]. This means that the correlation length has an exponential divergence near the transition point

$$\xi_x \sim \exp\left(\frac{\text{const}}{\sqrt{J_c - J}}\right) , \quad J < J_c , \quad (292)$$

and according to Eq. (288) this leads to the exponentially small energy gap. This behavior makes the study of the transition by computing the energy gap rather difficult and requires large system sizes. On the other

hand, the superfluid stiffness as well as the compressibility do not depend on ξ_x [see, Eqs. (289), (290)] and, therefore, they do not need to be rescaled in the finite-size scaling analysis.

The low-energy physics of the one-dimensional Bose-Hubbard model in the SF phase can be also described by the effective harmonic-fluid approach [47, 279, 280] and all the properties are determined by the Tomonaga-Luttinger parameter [47, 244, 281, 282]⁶

$$\mathcal{K}_{\text{TL}} = (2J\pi^2 f_N^s \langle \hat{n}_\ell \rangle \kappa)^{-1/2}, \quad 0 \leq \mathcal{K}_{\text{TL}} \leq 1. \quad (293)$$

This parameter vanishes for the ideal Bose gas and equals to one for hard-core bosons. The parameter \mathcal{K}_{TL} determines asymptotic behavior of the correlation functions in the superfluid phase (see sections 9.6, 9.7) and at the transition point SF-MI for the commensurate filling it takes the value $\mathcal{K}_{\text{TL}} = \mathcal{K}_{\text{TL}}^c = 1/2$ [47, 244, 281, 283].

MI phase in one dimension possesses a nonlocal string order described by the correlator [194, 199]

$$\mathcal{O}_{\text{P}}^2(\ell) = \left\langle \prod_{\ell'=1}^{\ell} \hat{s}_{\ell'} \right\rangle, \quad (294)$$

where \hat{s}_ℓ is the parity operator (146). In the case $J = 0$, the ground state is a product of Fock states and $\mathcal{O}_{\text{P}}^2(\ell) \equiv 1$ for any ℓ . If J/U increases, the ground state contains contributions from the particle-hole pairs created at different distances. As long as the positions of all particles and holes are within the range covered by the string correlator (294), $\mathcal{O}_{\text{P}}^2(\ell)$ contains only positive contributions. However, it may happen, for instance, that the particle from one pair will be within the range of the correlator (294) but the corresponding hole not. This will give negative contribution and $\mathcal{O}_{\text{P}}^2(\ell)$ will decrease. At the transition to the SF and above the critical point $(J/U)_c$, the pairs are completely deconfined resulting in random positive and negative contributions in Eq. (294) and $\mathcal{O}_{\text{P}}^2(\ell)$ vanishes.

In the dimensions larger than one, the correlation length has a power-law dependence near the critical point:

$$\xi_x \sim \delta^{-\nu}, \quad (295)$$

which leads to the power-law dependences of the energy gap, superfluid stiffness and compressibility. For $d = 2$, the critical exponent $\nu \approx 2/3$ (see, e.g., [284] and references therein). For $d \geq 3$, it takes the mean-field value $\nu = 1/2$ [47].

Quantum phase transitions can be viewed as fundamental changes of the ground state $|\Psi(g)\rangle$ of a many-body Hamiltonian $\hat{H}(g) = \hat{H}_0 + g\hat{H}_1$ under small variations δ_g of the control parameter g near the critical point $g = g_c$ [48]. Quantitatively, this can be described by the ground-state fidelity defined as a scalar product of the two ground states [285]

$$\Phi(g, \delta_g) = \langle \Psi(g - \delta_g/2) | \Psi(g + \delta_g/2) \rangle \quad (296)$$

which is expected to exhibit a sharp drop at g_c . Since $|\delta_g|$ is small, the fidelity can be expanded as

$$\Phi(g, \delta_g) = 1 - \chi(g) \frac{\delta_g^2}{2} + O(\delta_g^4), \quad (297)$$

where $\chi(g)$ is a fidelity susceptibility [286]. The aforementioned drop of $\Phi(g, \delta_g)$ should be accompanied by a divergence of $\chi(g)$ which can be employed to detect the critical point [287, 288]. This concept borrowed from the quantum information theory is appealing because it does not require any *a priori* identification of the order parameter and does not rely on the symmetries of the Hamiltonian. The scaling of fidelity Φ and the susceptibility χ near and far from the critical point is determined by the system's dimensionality d and the critical exponent of the correlation length ν [287–292]. Studies of fidelity for the one-dimensional Bose-Hubbard model of finite size are presented in Refs. [293–295]. It was observed that the fidelity is very

⁶ Very often in the literature the Tomonaga-Luttinger parameter is defined as the inverse of that ($\mathcal{K}_{\text{TL}} \rightarrow 1/\mathcal{K}_{\text{TL}}$).

sensitive to the boundary conditions and its minimum is shifted from the critical point to the Mott-insulator side, where the changes of the ground state under variation of $g \equiv J/U$ are more rapid than in the superfluid phase.

The quantum phase transitions manifest themselves also through the entanglement properties of the system [296, 297]. This is often quantified by the von Neumann entanglement entropy

$$S_A = -\text{Tr}_A(\rho_A \ln \rho_A) , \quad (298)$$

where ρ_A is the reduced density matrix of a subsystem A of the whole system. If the state of the whole system is a tensor product of the states of the subsystem A and of the remainder, S_A vanishes. In the case of one-dimensional Bose-Hubbard model, the SF phase is described by the conformal (i.e., relativistic and massless) field theory with the conformal anomaly number (central charge) $c = 1$. In this regime and under periodic boundary conditions, the von Neumann entropy of a contiguous block of L_A lattice sites ($L_A < L$) is given by [298]

$$S_A = \frac{c}{3} \ln \left(\frac{L}{\pi} \sin \frac{\pi L_A}{L} \right) + c'_1 , \quad (299)$$

where c'_1 is a non-universal constant. In the case of open boundary conditions, Eq. (299) is replaced by

$$S_A = \frac{c}{6} \ln \left(\frac{2L}{\pi} \sin \frac{\pi L_A}{L} \right) + c'_1 + S_\Omega , \quad (300)$$

where S_Ω is the boundary entropy [299]. In the MI phase, the von Neumann block entropy scales as

$$S_A \sim \ln(\xi_x/a) , \quad (301)$$

where the correlation length ξ_x is assumed to obey inequality $1 \ll \xi_x/a \ll L_A$, and a is the lattice spacing. Eqs. (299)-(301) were used in Refs. [250, 300, 301] in order to extract the critical value of the one-dimensional Bose-Hubbard model from the numerical data. In Ref. [302] the critical point in one dimension was obtained using the concept of bipartite fluctuations [303–306] through the analysis of the particle number fluctuations in the subsystem A :

$$\mathcal{F}_A = \langle \hat{N}_A^2 \rangle - \langle \hat{N}_A \rangle^2 , \quad \hat{N}_A = \sum_{i \in A} \hat{n}_i . \quad (302)$$

This quantity has similar scaling properties as the von Neumann entropy and allows quite efficient calculations of the Tomonaga-Luttinger parameter \mathcal{K}_{TL} .

Exact calculation of the critical values of J/U in different dimensions and for different fillings is a challenging problem and various methods have been applied in order to achieve this goal. A brief overview of these extensive studies in one dimension at unit filling was given in Ref. [301]. These results are summarized in Table 1 which includes also some other missing as well as more recent references. Although the numerical data are quite different, all methods give much larger values than the prediction of the mean-field theory $(J/U)_c \approx 0.086$ [see Eq. (332)]. Since the results obtained by exact diagonalization suffer only from the finite-size effects, they can be considered as a lower estimate of $(J/U)_c$. Taking into consideration also the most recent studies for larger systems, one can accept that $(J/U)_c \approx 0.3$. Another observation is that analytical methods have a tendency to underestimate the critical value $(J/U)_c$.

The critical values of J/U in one dimension and in the case of unit filling were measured first in experiments with Cs atoms using the lattice modulation spectroscopy [6]. For the lattice depths $V_0/E_R = 6 \dots 10$ corresponding to the tight-binding regime, the experimental values of $(J/U)_c$ appeared to be less than 0.26 calculated in Ref. [165]. This systematic underestimation was attributed to the presence of the harmonic trap that leads to the spatial inhomogeneity and finite-size effects. Similar experiment was performed very recently with ^{39}K [323]. The transition points determined from the measurements of the critical momentum for the occurrence of a dynamical instability are in good agreement with $(J/U)_c \approx 0.297$.

For larger integer fillings, exact diagonalization cannot be applied anymore due to very limited systems size but other methods still can be used and some of the references listed in Table 1 reported also estimations

$(J/U)_c$	method	quantity	L	year	Ref.
0.215 ± 0.01	QMC	energy gap	up to 32	1990	[307]
$1/(2\sqrt{3}) \approx 0.2887$	BA	superfluid stiffness	∞	1991	[162]
0.215	RSRG	fixed point	∞	1992	[308]
0.215	SCE	energy gap	∞	1994	[51]
0.275 ± 0.005	ED	energy gap	up to 9	1994	[59]
0.22 ± 0.02	ED	energy gap	up to 11	1995	[309]
0.298 ± 0.002	DMRG	energy gap	up to 70	1996	[310]
0.304 ± 0.002	ED+RG	superfluid stiffness	up to 12	1996	[62]
0.300 ± 0.005	QMC	energy gap	up to 50	1996	[311]
0.265	SCE+RG	energy gap	∞	1996	[52]
0.25	TDVP	energy gap	∞	1998	[312]
0.277 ± 0.01	DMRG	F_a	up to 76	1998	[313]
0.26 ± 0.01	SCE+PA	energy gap	∞	1999	[251]
0.260 ± 0.005	DMRG	superfluid stiffness	up to 50	1999	[165]
0.297 ± 0.01	DMRG	F_a	up to 1024	2000	[72]
0.283 ± 0.005	ED	superfluid stiffness	up to 14	2004	[314]
0.305 ± 0.004	QMC	F_a	128	2005	[315]
0.257 ± 0.001	ED	ground-state fidelity	up to 12	2007	[293]
0.238 ± 0.011	GFMC	structure factor	up to 150	2007	[316]
0.204 ± 0.004	VMC	structure factor	up to 150	2007	[316]
0.303 ± 0.009	DMRG	energy gap	up to 80	2008	[317]
0.2975 ± 0.0005	TEBD	F_a	∞	2008	[318]
0.29...0.30	DMRG	von Neumann entropy	up to 1024	2008	[300]
0.305 ± 0.001	DMRG	F_n	up to 1024	2011	[319]
0.319 ± 0.001	TEBD	energy splitting	up to 48	2011	[320]
0.295...0.320	DMRG	string correlator	216	2011	[194]
0.2989 ± 0.0002	DMRG	bipartite fluctuations	up to 256	2012	[302]
0.2885 ± 0.0001	NBA	superfluid stiffness	up to 1400	2012	[321]
0.30 ± 0.01	TEBD	von Neumann entropy	∞	2012	[301]
0.305 ± 0.003	DMRG	von Neumann entropy	up to 64	2012	[250]
0.3050 ± 0.0001	DMRG	energy gap	up to 700	2013	[294]
0.270 ± 0.008	TEBD	ground-state fidelity	up to 64	2014	[295]
0.289 ± 0.008	TEBD	fidelity susceptibility	up to 64	2014	[295]
0.286 ± 0.005	ED	energy gap	up to 12	2015	[322]

Table 1: The critical value of J/U for the MI-SF phase transition in one dimension at unit filling obtained by the analysis of different physical quantities in the lattices of size L employing different method such as quantum Monte Carlo (QMC), Bethe Ansatz (BA), numerical solution of Bethe equations (NBA), real-space renormalization group (RSRG), strong-coupling expansion (SCE), exact diagonalization (ED), density-matrix renormalization group (DMRG), Pade analysis (PA), time-evolving block decimation (TEBD), mean-field theory based on the time-dependent variational principle (TDVP), Green's function Monte Carlo (GFMC), variational Monte Carlo (VMC).

$(J/U)_c$	method	quantity	L	year	Ref.
0.061 ± 0.003	PIMC	superfluid stiffness	up to 8	1991	[325]
0.0564	RSRG	fixed point	∞	1992	[308]
0.0585	SCE+RG	energy gap	∞	1996	[52]
0.0625	TDVP	energy gap	∞	1998	[312]
0.05974 ± 0.00004	SCE+PA	energy gap	∞	1999	[251]
0.05963 ± 0.00001	SSE	superfluid stiffness	up to 20	2005	[326]
0.0485 ± 0.0005	VMC	structure factor	up to 30	2008	[327]
0.0588 ± 0.0007	GFMC	structure factor	16	2008	[327]
0.05974 ± 0.00003	WA	energy gap	up to 80	2008	[328]
0.05909	MEP+SCE	susceptibility	∞	2009	[79]
0.067	VCA	energy gap	∞	2010	[329]
0.060	NPRG	superfluid stiffness	∞	2011	[330]
0.055	POA	superfluid stiffness	∞	2011	[331]

Table 2: The critical value of J/U for the MI-SF phase transition in two dimensions at unit filling obtained by the analysis of different physical quantities in the lattices of linear size L employing different method such as path integral Monte Carlo (PIMC), stochastic series expansion (SSE), worm algorithm (WA), variational Monte Carlo (VMC), Green's function Monte Carlo (GFMC), real-space renormalization group (RSRG), strong-coupling expansion (SCE), Pade analysis (PA), mean-field theory based on the time-dependent variational principle (TDVP), nonperturbative renormalization group (NPRG), method of effective potential (MEP), projection-operator approach (POA).

of $(J/U)_c$ in one dimension for $\langle \hat{n}_\ell \rangle = 2, 3$. Analytical studies within the SCE up to the third order in combination with the scaling theory found $(J/U)_c = 0.155$ for $\langle \hat{n}_\ell \rangle = 2$ and $(J/U)_c = 0.111$ for $\langle \hat{n}_\ell \rangle = 3$ [52]. Slightly lower value of $(J/U)_c = 0.008$ for $\langle \hat{n}_\ell \rangle = 3$ was obtained in the mean-field theory based on the TDVP [312, 324]. Numerical study of the correlation function $F_a(s)$ with the aid of the TEBD method designed for infinite systems gave $(J/U)_c = 0.175 \pm 0.002$ for $\langle \hat{n}_\ell \rangle = 2$ [318] which is very close to $(J/U)_c = 0.180 \pm 0.001$ obtained from the DMRG calculations of the correlation function $F_n(s)$ in the systems up to $L = 128$ [319] as well as to $(J/U)_c = 0.179 \pm 0.007$ resulting from the DMRG calculations of the von Neumann entropy in the systems up to $L = 64$ [250]. Recent DMRG calculations of the energy gap for the systems up to $L = 250$ lead to $(J/U)_c = 0.1790 \pm 0.0003$ for $\langle \hat{n}_\ell \rangle = 2$ and $(J/U)_c = 0.12697 \pm 0.00003$ for $\langle \hat{n}_\ell \rangle = 3$ [294].

In Ref. [320], the critical points in one dimension were calculated for the fillings up to $\langle \hat{n}_\ell \rangle = 1000$ from the energy splitting caused by the tunneling between two states with macroscopically distinct currents using the TEBD method. The numerical data were well fitted by the function

$$\left(\frac{U}{J}\right)_c = d \langle \hat{n}_\ell \rangle (a + b \langle \hat{n}_\ell \rangle^{-c}) , \quad (303)$$

with the coefficients $a = 2.16$, $b = 0.97$, $c = 2.13$.

In higher dimensions, the arsenal of the methods is restricted because exact diagonalization and the DMRG cannot be applied. Nevertheless, QMC works very well and approximate analytical methods can be also used. The results for two-dimensional square lattices at unit filling are summarized in Table 2. It is interesting to note that one (semi)analytical and two different numerical methods used in Refs. [251, 326, 328] give essentially the same value of $(J/U)_c \approx 0.0597$. The method of the effective potential, developed in Refs. [79, 80] as a combination of the mean-field theory and high-order SCE, as well as the nonperturbative renormalization group approach [330] lead to almost the same results which are considerably larger than $(J/U)_c \approx 0.0429$ predicted by the standard mean-field theory [see Eq. (332)].

For larger fillings in two dimensions, to the best of our knowledge, no exact numerical results were published but some approximate analytical results are available. The third-order SCE after extrapolation to the infinite order gives $(J/U)_c = 0.0345$ for $\langle \hat{n}_1 \rangle = 2$ and $(J/U)_c = 0.0245$ for $\langle \hat{n}_1 \rangle = 3$ [52], while the VCA results in $(J/U)_c = 0.038$ for $\langle \hat{n}_1 \rangle = 2$ [329].

In three-dimensional cubic lattices, the critical value of J/U was calculated by the extrapolation of the

third-order SCE to the infinite order which gives $(J/U)_c = 0.0337 \pm 0.0027$, 0.0200 ± 0.0013 , and 0.0140 ± 0.0007 for $\langle \hat{n}_1 \rangle = 1, 2$, and 3 , respectively [52]. The numerical value for $\langle \hat{n}_1 \rangle = 1$ is in excellent agreement with QMC calculations of the energy gap in the lattices with the linear sizes up to $L = 20$, which give $(J/U)_c = 0.03408 \pm 0.00002$ [204]. The NPRG approach yields almost the same result $(J/U)_c = 0.0339$ [330] and the POA developed in Refs. [331, 332] allows to reproduce the results of the QMC calculations with the accuracy $\sim 0.05\%$. Although the mean-field theory is expected to work better in higher dimensions, Eq. (332) provides an estimate $(J/U)_c \approx 0.0286$ which is again noticeably lower than the exact numerical values. VMC calculations of the static structure factor for systems with linear sizes up to $L = 12$ gave $(J/U)_c \approx 0.0278$ [316]. Recently developed self-consistent standard basis operator approach, which goes significantly beyond the mean-field theory, yields $(J/U)_c \approx 0.03356$ for $\langle \hat{n}_1 \rangle = 1$ and $(J/U)_c \approx 0.0185$ for $\langle \hat{n}_1 \rangle = 2$ [333].

Theoretical predictions for the critical value $(J/U)_c$ in three dimensions were tested in experiments with Cs atoms analyzing the quasi-momentum distributions in the time-of-flight images [334]. It was observed that the width of the central peak as a function of the amplitude of the periodic potential V_0 at fixed scattering length a_s has a kink at some value V_c that is interpreted as the transition point. The experimental data obtained in deep lattices ($V_0 = 8 \dots 18 E_R$) in the case of unit filling for different values of a_s controlled with the aid of Feshbach resonances are in good agreement with the critical values obtained by QMC [204] as well as in the framework of the mean-field theory within the experimental uncertainty.

In Refs. [79, 80], the method of the effective potential combined with the high-order SCE was used for the calculations of $(J/U)_c$ for fillings up to $\langle \hat{n}_1 \rangle = 10000$ in two and three dimensions. The computed critical values were fitted by

$$\left(\frac{J}{U}\right)_c = \left(\frac{J}{U}\right)_c^{\text{MF}} + \frac{0.13}{\sqrt{\langle \hat{n}_1 \rangle (\langle \hat{n}_1 \rangle + 1)} d^{2.5}}, \quad (304)$$

where $(J/U)_c^{\text{MF}}$ is given by Eq. (332), with the accuracy of about 1% [80], and by

$$\left(\frac{J}{U}\right)_c = \left(\frac{J}{U}\right)_c^{\text{MF}} \left(1 + \frac{0.35}{d} + \frac{0.39}{d^2} + \frac{0.84}{d^3}\right) \quad (305)$$

with the accuracy of 0.15% [335]. It was pointed out [320] that the fit (303) with the coefficients $(a, b, c) = (5.80, 2.66, 2.19)$ and $(a, b, c) = (6.70, 3.08, 2.18)$ in two and three dimensions, respectively, gives also a good approximation for the transition points.

8.2. Generic transition

The transition governed by the variation of the filling factor (or chemical potential) belongs to the mean-field universality class (Gaussian model). The behavior of the spatial correlation length near the critical point is described by Eq. (295) and the critical exponents are $z = 2$ and $\nu = 1/2$ in all dimensions [47]. This transition has the upper critical dimension $d = 2$. In one dimension, the Tomonaga-Luttinger parameter takes its universal value $\mathcal{K}_{\text{TL}} = \mathcal{K}_{\text{TL}}^* = 1$ at the transition points [244, 281].

The critical points of the generic transition are described by two continuous lines $\mu_{\pm}(J)$ parametrized by the integer filling factors $\langle \hat{n}_1 \rangle$ which cross at the critical point of the commensurate transition and form the boundaries of the insulating regions in the (μ, J) plane (MI lobes). Within the third-order SCE, the boundaries $\mu_{\pm}(J)$ are given by Eqs. (86), (281), (282) and the corresponding phase diagrams are shown in Fig. 24. In Figs. 25, 26, 27, we show the exact phase diagrams worked out by numerical and semi-analytical methods. The comparison with Fig. 24 shows that few lowest orders of strong-coupling expansion appear to be sufficient in order to reproduce the topology of the phase diagram in three and two dimensions (Figs. 25, 26) except the tips of the lobes. Higher-order calculations [251, 252] and extrapolation to the infinite order [52, 54, 251, 252] allow to reach perfect agreement with exact numerical results. QMC data for the filling factor $\langle \hat{n}_1 \rangle = 1$ in two [328] and three [204] dimensions were also reproduced with the high accuracy using the MEP [79, 80, 336], the B-DMFT [85, 86], and the NPRG approach [330]. The POA gives also a high accuracy in three dimensions [331, 332].

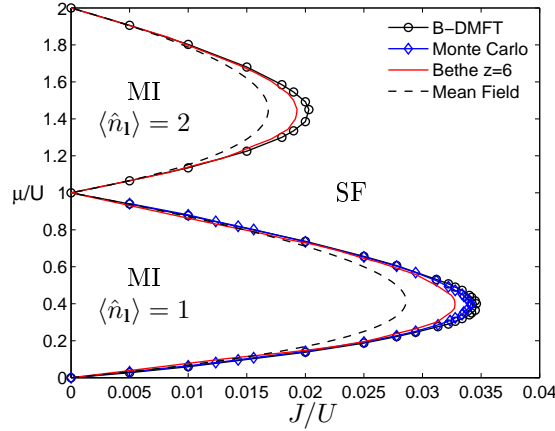


Figure 25: (Color online). Ground-state phase diagram of the Bose-Hubbard model in three dimensions showing MI lobes with $\langle \hat{n}_1 \rangle = 1, 2$ surrounded by the SF. (Adapted with permission from Ref. [86]).

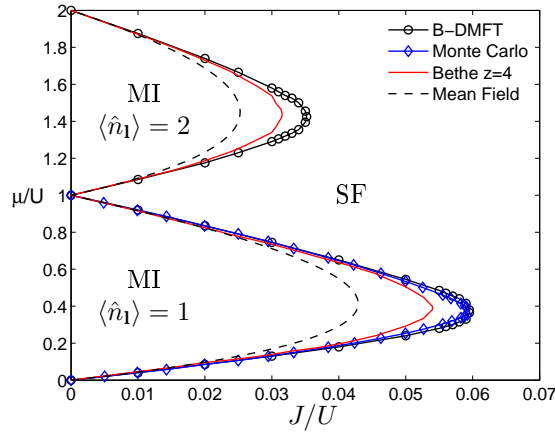


Figure 26: (Color online) Ground-state phase diagram of the Bose-Hubbard model in two dimensions showing MI lobes with $\langle \hat{n}_1 \rangle = 1, 2$ surrounded by the SF. (Adapted with permission from Ref. [86]).

In one dimension, the situation is more complicated due to the fact that the critical behavior of the system is of the Berezinskii-Kosterlitz-Thouless type. The shape of the boundaries μ_{\pm} separating the MI from the SF is qualitatively different (see Fig. 27). Starting from certain values of J/U , the lowest boundary μ_{-} bends down which implies that in some interval of μ the MI phase is reentrant, i.e., increasing the tunneling parameter J one returns to the MI. This feature becomes visible in the SCE calculations up to the 12th order [251, 313].

8.3. Finite temperature

At finite temperature, thermal fluctuations give rise to the normal phase which appears on the phase diagram in addition to the SF and MI phases. Fig. 28 shows the finite-temperature phase diagram of a two-dimensional system worked out by QMC simulations [337], and in three dimensions the topology should remain the same. Compared to $T = 0$, the boundary separating SF from the insulating phases is shifted towards larger values of J/U . Due to the fact that the compressibility never vanishes at finite temperature, there is no drastic difference between the MI and normal gas. On the other hand, if the compressibility κ is small enough, the system can be still considered as a MI. In the example for two-dimensional system

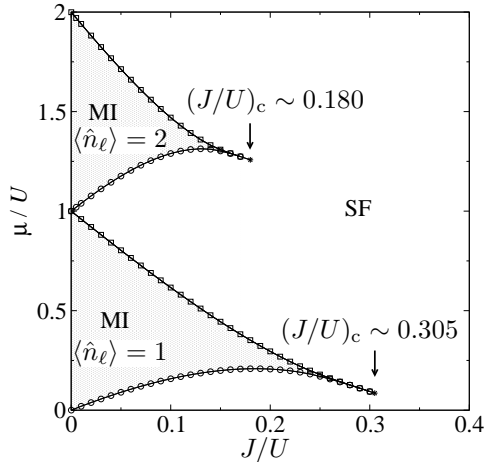


Figure 27: Ground-state phase diagram of the Bose-Hubbard model in one dimension showing MI lobes with $\langle \hat{n}_\ell \rangle = 1, 2$ calculated by the DMRG method for $L \leq 128$. (Adapted with permission from Ref. [319]).

shown in Fig. 28, the crossover line between the MI and normal gas was determined from the requirement $\kappa U < 0.04$ [337].

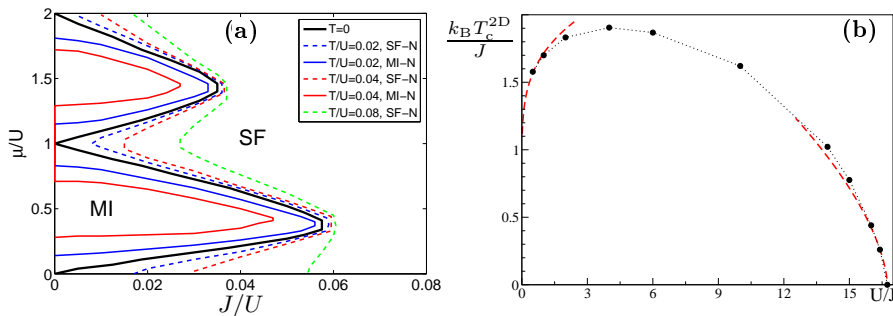


Figure 28: (color online). (a) Finite-temperature phase diagram for the homogeneous Bose-Hubbard model in two dimensions in the $(\mu/U, t/U)$ plane for $k_B T/U = 0.02, 0.04$ and 0.08 . The lines that demarcate the SF and N is a phase boundary, and the lines that demarcate MI and N is a crossover. At finite temperature, normal phase regions appear between MI and SF. These normal regions are bigger for higher temperature. (Adapted with permission from Ref. [337]. ©2011 American Physical Society.) (b) Critical temperature in two dimensions at filling $\langle \hat{n}_1 \rangle = 1$. Circles are simulation results and the dotted line is to guide the eye. Dashed lines are analytical results for the weakly interacting gas (308) and for the strongly interacting gas near the quantum critical point (307). (Adapted with permission from Ref. [328]. ©2008 American Physical Society.)

On the other hand,, the compressibility in the insulating phase has a “thermally activated” form, i.e., $\kappa(T) \sim \exp(-\Delta/k_B T)$ with a finite energy gap Δ (see, e.g., Ref. [338]). This suggests an alternative specification of the crossover line between the normal gas and the MI from the condition $\Delta = k_B T$ [338–341].

Figs. 28(b), 29 show the dependences of the critical temperature T_c of the superfluid-normal transition in two and three dimensions for an integer filling $\langle \hat{n}_1 \rangle = 1$ [204, 328]. Near the quantum critical point of the SF-MI transition $(U/J)_c$ at zero temperature, the critical temperature is related to the superfluid stiffness as [47, 48, 342]

$$T_c = A (f_{L^2}^s)^y, \quad y = \frac{z}{d + z - 2}. \quad (306)$$

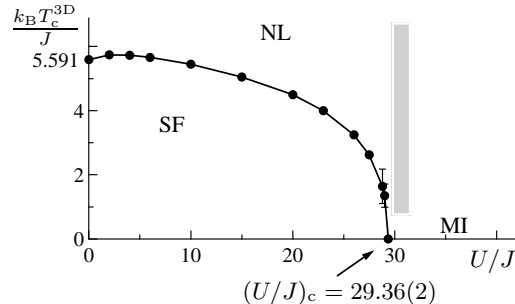


Figure 29: Critical temperature in three dimensions at filling $\langle \hat{n}_1 \rangle = 1$. Circles are QMC simulation results and the line is to guide the eye. $k_B T_c^{3D}/J = 5.591$ is the critical temperature of the ideal Bose gas with the tight binding dispersion relation. (Adapted with permission from Ref. [204]. ©2007 American Physical Society.)

Taking into account Eqs. (289), (295), we obtain

$$\frac{k_B T_c}{J} = A \left[\left(\frac{U}{J} \right)_c - \frac{U}{J} \right]^{z\nu}, \quad (307)$$

where $z = 1$, and ν is the critical exponent of the correlation length of the $(d + 1)$ -dimensional XY-model. In two dimensions, QMC calculations gave $A = 0.49 \pm 0.02$ [328].

In the weakly interacting regime, the dependence of T_c in two and three dimensions is qualitatively different. In two dimensions, the transition is of the Berezinskii-Kosterlitz-Thouless type and for small U/J the critical temperature is given by [328, 343]

$$\frac{k_B T_c^{2D}}{J} = \frac{4\pi \langle \hat{n}_1 \rangle}{\ln(2\xi J/U)}, \quad \xi = 380 \pm 3. \quad (308)$$

This equation shows that in the limit of vanishing interaction, T_c^{2D} vanishes. In three dimensions, the critical temperature in the limit of vanishing interaction tends to a finite value (see section 6.1.3). The critical temperature of the superfluid-insulator transition experimentally measured in three-dimensional optical lattice [24] shows satisfactory agreement with the QMC data presented in Fig. 29.

Quantum critical behavior was observed in experiments with Cs atoms in a 2D optical lattice at finite temperature near the normal-to-superfluid transition [12]. In the zero-temperature limit, it connects to the vacuum-to-superfluid transition, where vacuum can be viewed as a MI with zero occupation number. On the basis of in situ density measurements, the equation of state $\rho(\mu, T)$ of the sample was determined, which gave the values of the critical exponents $z = 2.2_{-0.5}^{+1.0}$ and $\nu = 0.52_{-0.10}^{+0.09}$ in agreement with theoretical predictions.

8.4. Criticality in confined systems

In order to create a MI in a homogeneous lattice, it is necessary to have an absolute control over the total number of particles N which has to be a multiple integer of the total number of lattice sites L^d . This is hardly achievable with ultracold atoms. However, real experiments are performed in harmonic traps which allow to create MI in restricted spatial regions. The presence of harmonic confinement leads to inhomogeneous spatial distribution of $\langle \hat{n}_1 \rangle$ in the ground state [147, 148, 344–346], see Fig. 30. For sufficiently small total number of particles, the density profile is smooth having the form of the inverted confining potential. With the increase of the particle number a plateau with a local filling of one boson per site develops in the central part of the trap, provided that the number of particles exceeds some critical value which depends on the system parameters, similarly to the case of hard-core bosons considered in section 6.4.3. In the example shown in Fig. 30 this critical number is about 30. Within the plateau the local compressibility is small which is considered as an indicator of the MI region. Further increase of the particle number leads first to the

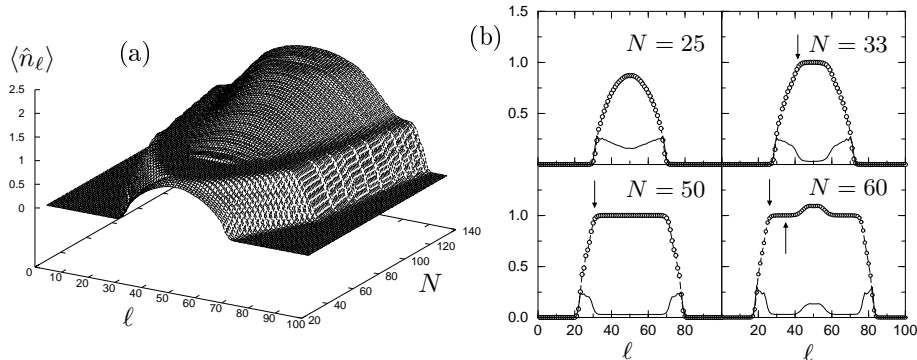


Figure 30: (a) Spatial distribution of the mean occupation numbers $\langle \hat{n}_\ell \rangle$ in a one-dimensional lattice in the presence of harmonic confinement for increasing total number of bosons N calculated by QMC. The parameters are $V_T/J = 0.008$, $U/J = 8$, $L = 100$. At low N , the system is in a SF phase. MI plateaus appear as N is increased. (b) Profiles of the local compressibility κ_ℓ (solid lines) associated with corresponding mean particle-number distributions (circles) for the same parameters as in (a) and for fixed N . κ_ℓ is very small when $\langle \hat{n}_\ell \rangle = 1$. (Adapted with permission from Ref. [147]. ©2002 American Physical Society.)

broadening of the plateau but then to the formation of a compressible region with local fillings larger than one in the center of the trap. Increasing the particle number further, one can produce a second MI region leading to the so-called wedding-cake (shell) structure of the density distribution, which can be interpreted as a coexistence of the SF and MI phases.

In the presence of confining potentials it becomes more reasonable to consider state diagrams instead of phase diagrams. It turns out that the state diagrams are determined by two parameters, the characteristic density $\tilde{\rho}$ and J/U , and almost independent on the values of V_T/J [345, 346]. In the case of harmonic trap, $\tilde{\rho} = Na^d(V_T/J)^{d/2}$ [206, 345]. It was found that the largest values of J/U that support the local insulator with $\langle \hat{n}_\ell \rangle = 1$ are 0.18 in one dimension and 0.0575 in two dimensions [346]. The latter is very close to the critical value of the SF-MI transition in a homogeneous 2D system, but the former is substantially lower than the corresponding results in 1D (see Tables 1, 2).

Since diverging length scales cannot appear in confined systems, it was debated whether quantum criticality can be observed in experiments [148, 179, 344, 345]. In earlier papers, the experimental observation of the MI phase was interpreted as a crossover [148]. Later it was demonstrated that the critical behavior of trapped systems can be cast in the form of trap-size scaling in analogy to the finite-size scaling theory for homogeneous systems, which shows that at criticality the spatial scale depends on the trap size R as $\xi_x \sim R^\theta$ with an additional trap critical exponent θ [246, 347]. The value of θ can be obtained using the renormalization-group analysis. In the case of power-law potentials with the exponent p ($p = 2$ corresponds to the harmonic trap) and for Bose-Hubbard model,

$$\theta = \frac{p}{p + 1/\nu}, \quad (309)$$

where ν is the critical exponent of the correlation length of the homogeneous system [246]. It was shown that violation of the local-density approximation is a good indication of the critical behavior, which can be observed from the measurements of in situ density profiles and quasi-momentum distribution [348]. Experiments in two-dimensional lattices confirm this prediction and the critical values of J/U extracted from the measurements of the fraction of particles with zero momentum are consistent with QMC calculations for trapped systems [23].

9. Exact numerical results

In this section we present exact results for the Bose-Hubbard model in different dimensions $d = 1, 2, 3$ for finite systems across the quantum critical point. They are obtained by different numerical methods such as exact diagonalization, density-matrix renormalization group (DMRG) and quantum Monte Carlo (QMC).

Exact diagonalization is performed in the complete Hilbert space of the Bose-Hubbard Hamiltonian (54) and allows to calculate in principle all the eigenvalues and all the eigenstates. However, due to the rapid growth of the Hilbert space with the number of particles and the number of lattice sites [see Eq. (61)] the calculations are limited to the systems of small sizes. In homogeneous lattices under periodic boundary conditions the dimension of the Hamiltonian matrices can be reduced approximately by a factor L^d using the basis of the eigenstates of the momentum operator that are given by Eq. (64). However, this does not allow to increase considerably the size of the systems. On the other hand, typical eigenstates of quantum many-body systems occupy only a small part of the Hilbert space. This idea is used in the DMRG method which is very efficient in one dimension and allows to treat large systems. In higher dimensions, QMC methods based on the stochastic sampling of the complete Hilbert space appear to be superior.

All these methods as well as some others are implemented in the ALPS package which is freely available [349]. It is not difficult to install it and it was already used in many publications (see a list of references on the homepage of the ALPS project). The results of the DMRG and QMC calculations reported in this section are obtained with the aid of the package. However, comparison of our own implementation of the exact diagonalization with that of ALPS showed that the latter is inefficient and requires too much computer memory, therefore, we used our own exact diagonalization code. Before we turn to the discussion of results we would like to make some notes about exact diagonalization.

9.1. Remarks on exact diagonalization

In simplest situations like in the case of two atoms considered in section 6.3, one can write down explicitly all the basis states and all the matrix elements of the Hamiltonian. However, for arbitrary number of atoms and lattice sites this is not possible and we need efficient computer algorithms to deal with this. In order to generate the Hamiltonian matrix, we have to generate sequentially all the basis states, act by the Hamiltonian on each of the states and determine the numbers of the resulting states. This leads us in the field of combinatorics because the basis states (61) are nothing but compositions of an integer N into L non-negative parts. There are efficient algorithms that fulfill the following tasks for given N and L : (1) generate sequentially all compositions; (2) determine the number of a given composition; (3) generate a composition with a given number. The tasks (2) and (3) are called ranking and unranking, respectively. All these tasks are implemented in the combinatorial package SELECT [350, 351] and can be used for matrix generation as well as for calculations of the observables after the diagonalization. However, the package does not take into account the spatial symmetries like translational invariance or discrete reflections and some additional programming is required in order to use those. Alternatively, one can use hashing techniques [69, 352].

If we want to make a profit from the translational invariance, we have to use the basis states (65). The interaction part of the Bose-Hubbard Hamiltonian creates only diagonal matrix elements which is simple. The hopping part of the Hamiltonian is non-diagonal and in order to understand how to create corresponding matrix it is sufficient to consider the action of an operator $\hat{H}_{\leftarrow} = \sum_{\ell=1}^L \hat{a}_{\ell}^{\dagger} \hat{a}_{\ell+1}$, which describes hopping "from right to the left", on a basis state (65). We note that

$$\hat{a}_{\ell}^{\dagger} \hat{a}_{\ell+1} |\mathbf{n}_{\Gamma}\rangle = \sqrt{(n_{\Gamma,\ell} + 1) n_{\Gamma,\ell+1}} \hat{\mathcal{T}}^{r_{\Gamma\ell}} |\mathbf{n}_{\Gamma_{\ell}}\rangle, \quad (310)$$

where $r_{\Gamma_{\ell}}$ is an integer which is uniquely determined by Γ and ℓ . Then for fixed K it is easy to show that

$$\hat{H}_{\leftarrow} |\mathbf{n}_{K\Gamma}\rangle = \sum_{\ell=1}^L \sqrt{(n_{\Gamma,\ell} + 1) n_{\Gamma,\ell+1}} \sqrt{\frac{\nu_{\Gamma}}{\nu_{\Gamma_{\ell}}}} \tau_K^{r_{\Gamma\ell}} |\mathbf{n}_{K\Gamma_{\ell}}\rangle. \quad (311)$$

One has to keep in mind that the states $|\mathbf{n}_{K\Gamma_{\ell}}\rangle$ in Eq. (311) are not necessarily distinct and may coincide with $|\mathbf{n}_{K\Gamma}\rangle$. Calculating all the matrix elements of the operator \hat{H}_{\leftarrow} one can construct the full Hamiltonian matrix.

9.2. (μ, J) diagram

We consider first the boundaries $\mu_{\pm}(N)$ of the regions in the (μ, J) plane corresponding to different total particle numbers N . They are determined by Eq. (86). The results of numerical calculations for one-dimensional lattices obtained by exact diagonalization are shown in Fig. 31, and the qualitative behavior

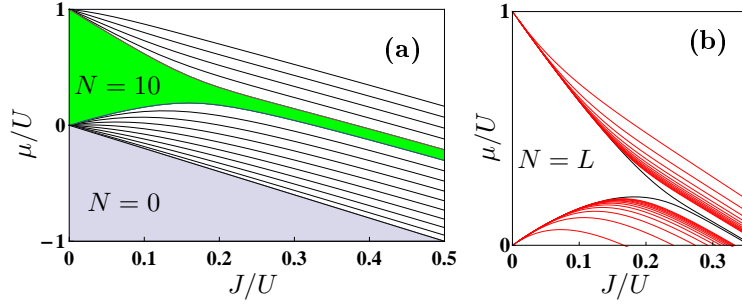


Figure 31: (a) Regions with the occupation numbers $N = 0, 1, \dots, 15$ (from bottom to the top) in a one-dimensional lattice of $L = 10$ sites. (b) The red lines are the boundaries of the region with $N = L$ calculated for $L = 2, 3, \dots, 13$ by exact diagonalization. The black lines are the boundaries from the DMRG calculations for 128 sites. See also Refs. [293, 314, 353]. (For interpretation of the references to colour in this figure legend, the reader is referred to the web version of this article.)

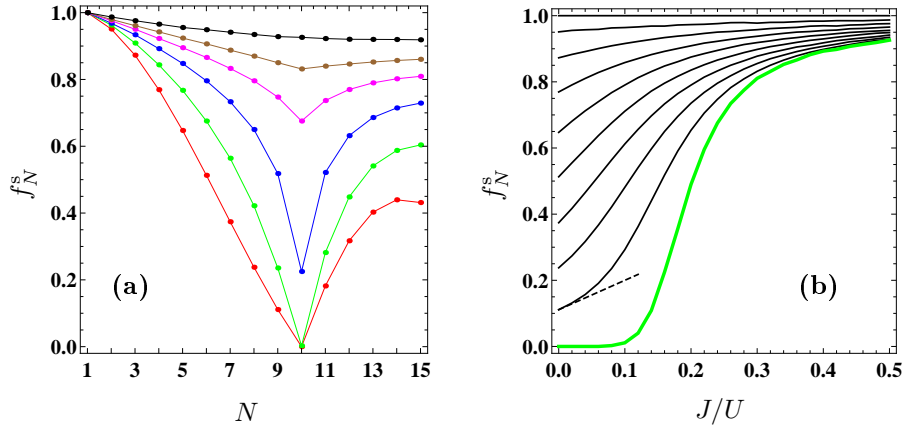


Figure 32: Superfluid stiffness obtained by numerical diagonalization of the Bose-Hubbard Hamiltonian for $L = 10$ in the presence of Peierls factors with $\phi = 0.01$. (a) f_N^s as a function of N for $J/U = 0$ (red), 0.08 (green), 0.16 (blue), 0.24 (magenta), 0.32 (brown), 0.5 (black). (b) f_N^s as a function of J/U for N ranging from 1 ($f_N^s \equiv 1$) to 10 from top to the bottom. Dashed line is the result of the second-order perturbation theory in J/U [Eq. (287)]. (For interpretation of the references to colour in this figure legend, the reader is referred to the web version of this article.)

remains the same in higher dimensions. Due to the finite system size, the regions of different occupation numbers are always finite but their boundaries come closer to each other with the increase of the number of lattice sites. In the thermodynamic limit, they should densely cover the whole (μ, J) plane except some finite regions corresponding to the MI phase which exist only for commensurate fillings, provided that the ratio J/U is small enough. Due to the fact that the number of particles does not depend on μ within these finite regions, the compressibility (82) vanishes, and we should obtain exactly the same phase diagram as in Fig. 27.

9.3. Superfluid stiffness

The superfluid stiffness f_N^s calculated according to the definition (94) in a finite one-dimensional lattice for different particle numbers N and different values of J/U is shown in Fig. 32. If the filling is not commensurate, the superfluid stiffness remains finite for all values of J/U . However, for commensurate fillings, finite intervals of J/U close to zero appear, where f_N^s with a good numerical accuracy can be considered as vanishing, i.e., the system becomes an insulator. Numerical values of f_N^s in the limit $J/U \rightarrow 0$ are perfectly described by Eqs. (236), (252) derived for hard-core bosons in one dimension.

In the hydrodynamic regime, the superfluid stiffness is determined by Eq. (95). Together with Eq. (144)

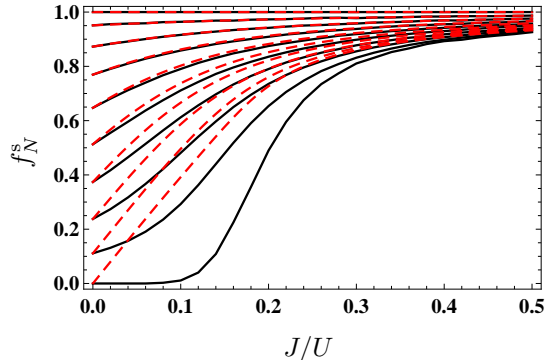


Figure 33: (color online) Comparison of the exact results for the superfluid stiffness (black solid lines, the same as in Fig. 32b) with those obtained from Eq. (312) within the framework of the hydrodynamic approach (red dashed lines).

for the sound velocity at $T = 0$ derived from the sum rules for the dynamic structure factor, it gives

$$f_N^s = \frac{\langle \hat{a}_1^\dagger \hat{a}_{1+\mathbf{e}_\nu} \rangle}{\langle \hat{n}_1 \rangle}. \quad (312)$$

For the Tonks-Girardeau lattice gas, this expression leads to Eq. (236). However, in general the validity of Eq. (312) is limited. This is demonstrated in Fig. 33, where one can see that Eq. (312) works well only for low fillings. For fillings close to one, there are strong deviations from the exact results at small J/U .

9.4. Energy spectrum

As it was discussed in Sec. 3.3, the eigenstates of the homogeneous system under periodic boundary conditions are characterized by two indices, \mathbf{K} and Ω , where the former denotes the total momentum of N interacting particles in a lattice. In the case of commensurate filling, the number of eigenstates for $\mathbf{K} = 0$ is always larger than for other values of \mathbf{K} . For the discussion of the energy spectrum, it appears to be convenient to start the labeling for $K = 0$ with $\Omega = 0$ and for other K 's with $\Omega = 1$.

The full energy spectrum calculated by exact diagonalization for $N = L = 11$ and $J/U = 0.05$, which corresponds in the thermodynamic limit to the Mott-insulator state, is shown in Fig. 34(a). The lowest dot at $K = 0$ is the ground-state energy E_L^{00} , see also Fig. 34(b). The energies $E_L^{K\Omega}$, $\Omega = 1, \dots, L - 1$, form the lowest excitation band shown by the solid lines in Figs. 34(b,c). For such a small value of J/U , it does not overlap with the higher excitation bands and is well described by Eq. (278). An increase of the system size leads to more dense distribution of the points, however the structure of the lower part of the spectrum remains the same [compare Figs. 34(b) and 34(c)]. At small momenta K , the lowest excitation branch can be approximated by a pseudo-relativistic form

$$(E_L^{K1} - E_L^{00})^2 = (\Delta\mathcal{E})^2 + v_{\text{eff}}^2 K^2 \quad (313)$$

with the energy gap $\Delta\mathcal{E}$ and the effective velocity v_{eff} .

If we increase the ratio J/U , the excitation bands start to overlap and the energy spectrum becomes qualitatively different (see Fig. 34(d) and Ref. [354]). The lowest excited state is not at $K_0 = 0$ anymore but at $K_{\pm 1} = \pm 2\pi/(La)$ and, therefore, it is degenerate. In the thermodynamic limit, this should give a sound mode with the linear dispersion relation for small K . In the limit of infinite interaction and for commensurate fillings, the corresponding sound velocity vanishes according to Eq. (233) but remains finite for finite values of J/U above the critical point [355]. In higher-dimensional lattices, the structure of the energy spectrum is expected to be the same, although no exact results for sufficiently large systems have been reported so far.

Energy-spectrum statistics of the one-dimensional Bose-Hubbard model was studied in Refs. [356–359]. While in the special cases $J = 0$, $U = 0$, as well as in the hard-core limit, the model is obviously integrable,

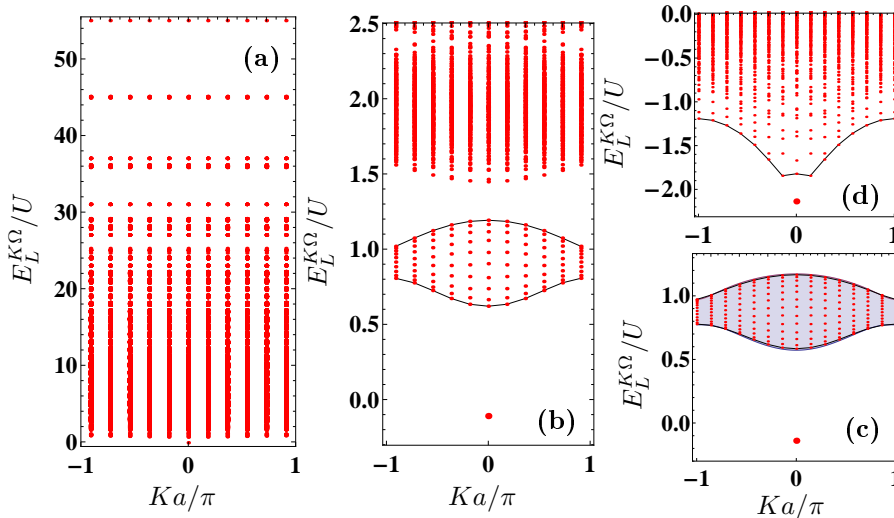


Figure 34: (color online) (a) Full energy spectrum and (b) its lowest part for $N = L = 11$, $J/U = 0.05$. (c) Dots: lowest part of the energy spectrum for $N = L = 14$, $J/U = 0.05$. Shaded region is the lowest excitation band obtained in the thermodynamic limit in the second order of J/U [Eq. (278)]. Solid lines show the boundaries of the lowest excitation band which is well resolved for this value of J/U . (d) Lowest part of the spectrum for $N = L = 14$, $J/U = 0.2$. Solid line connects the energies of the lowest excited states.

at intermediate values of the parameters the integrability is lost. The distribution of spacings between the adjacent energy levels follow the universal Wigner-Dyson law characteristic for quantum chaotic systems that belong to the Gaussian orthogonal ensemble. In particular, the probabilities of small level spacings are strongly suppressed which is an indication of level repulsion due to the avoided crossings.

In Figs. 35, we compare exact numerical data for the ground-state energy in different dimensions with the corresponding results of the strong-coupling perturbation theory (253), (254). We observe that the 4th order SCE gives already a satisfactory description up to the critical point of the SF-MI phase transition in all dimensions. We have also compared the results of exact diagonalization for 14 sites in 1D with the DMRG-calculations for larger systems and did not find any noticeable discrepancy which shows that finite-size effects (at least for local quantities) are negligible for systems of this size.

The comparison of the ground-state energy in two dimensions calculated by exact diagonalization for lattices of 3×3 sites with QMC data for larger lattices reveals a contribution of the finite-size effects. Note that the numerical values for a lattice of 10×10 sites are better described by the SCE in the thermodynamic limit than those obtained for 3×3 sites. We also compared the results of exact diagonalization and QMC for 3×3 sites and found perfect agreement not only for the ground-state energy but also for other quantities discussed below.

In three dimensions, exact diagonalization does not make much sense due to strong finite-size effects and we have to rely on QMC. The numerical data obtained for the lattice of $5 \times 5 \times 5$ sites are in a good agreement with the SCE near and below the critical point.

The energies of neutral and charge excitations in a one-dimensional lattice in the case of unit filling are plotted in Fig. 36. As it was discussed in section 7.3, Δ_n and Δ_c coincide at least in the second-order of the strong-coupling expansion. Numerical results presented in Fig. 36 confirm this prediction at small values of J/U but show that Δ_n and Δ_c become different for larger J/U . In the thermodynamic limit, both quantities are expected to vanish above the critical point $(J/U)_c$. However, in a finite system, Δ_c remains almost constant for increasing J/U and Δ_n even grows. In addition, the latter has a point of nonanalyticity marked by a vertical dotted line in Fig. 36. For J/U below the point of nonanalyticity the lowest excited state of the system is at $K_0 = 0$ and above this point it is at $K = K_{\pm 1}$, i.e., we jump from one excitation branch to the other [see Fig. 34(b,d)]. The growth of Δ_n with J is a finite-size effect which can be understood

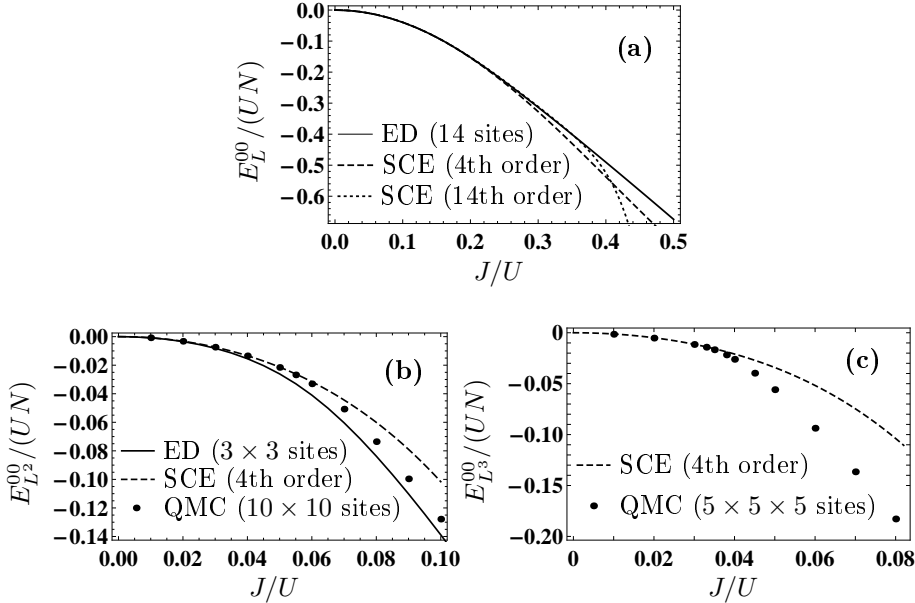


Figure 35: Ground-state energy for unit filling in one (a), two (b), and three (c) dimensions. Solid lines are the results of exact diagonalization for 14 sites in 1D (a) and for 3×3 sites in 2D (b). Dots are QMC data for 10×10 sites in 2D (b) and $5 \times 5 \times 5$ sites in 3D (c). Dashed lines in all panels are the results of the strong-coupling expansion up to the fourth order [Eq. (253)]. Dotted line in (a) is obtained by the strong-coupling expansion up to the 14th order [Eq. (254)].

looking at the limit $L \rightarrow \infty$ in Eq. (154) for the ideal Bose gas.

9.5. Particle-number distribution

In the present section, we discuss the probabilities $p(n_1 = n)$ to have n atoms at a lattice site in the case of unit filling, $N = L^d$. Due to translational invariance, $p(n_1 = n)$ does not depend on the site index. At zero temperature and in the limit $J = 0$, we have $p(n_1 = n) = \delta_{n,1}$, and in the opposite limit, $U = 0$, the probabilities are given by the binomial distribution (158). For finite J and U , exact numerical results are shown in Fig. 37. One can clearly see that the probabilities to have three particles or more at one lattice site are very small for any J/U in the case of unit filling. For small values of J/U , $p(n_1 = 0)$ and $p(n_1 = 2)$ are almost equal to each other, no matter what the system dimensionality is, which is a manifestation of the particle-hole symmetry. The exact numerical data are in good agreement with the SCE. Below $(J/U)_c$, the probabilities of the occupation numbers different from one become smaller if the dimensionality is increased (see Fig. 37). In Fig. 37(b) one can see that the finite-size effects lead to the larger values of $p(n_1 = 0)$ and $p(n_1 = 2)$ below the critical point and to the lower values of those above $(J/U)_c$ compared to the thermodynamic limit.

The particle-number fluctuations $\sigma_{n_\ell} = \sqrt{\langle \hat{n}_\ell^2 \rangle - \langle \hat{n}_\ell \rangle^2}$ (standard deviation) at finite temperature calculated by exact diagonalization in one dimension are shown in Fig. 37(a'). Comparison with the zero-temperature result for the same system size indicates that temperature has stronger influence at smaller values of J/U .

9.6. One-body density matrix

Now we turn to the discussion of the two-point correlation functions. In a homogeneous lattice under periodic boundary conditions they depend on $\mathbf{l}_2 - \mathbf{l}_1$. First, we consider the one-body density matrix with the entries $F_a(\mathbf{l}_1, \mathbf{l}_2) = \langle \hat{a}_{\mathbf{l}_1}^\dagger \hat{a}_{\mathbf{l}_2} \rangle$. As one can see in Fig. 38, it monotonically decreases with s and increases with J/U approaching the asymptotic limit of the ideal gas (161) for $J/U \rightarrow \infty$, and the results of numerical

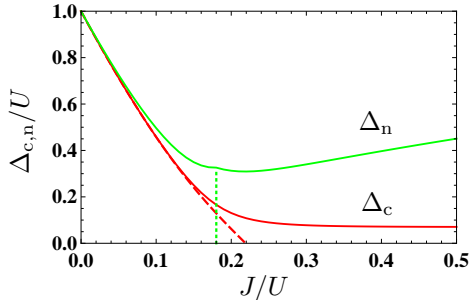


Figure 36: Energies of neutral (red lines) and charged (green line) excitations in a one dimensional lattice for unit filling. Solid lines - exact diagonalization for $L = 13$, red dashed line - strong-coupling expansion of the 6th order [Eqs. (283), (284) with $K = 0$]. Vertical dotted line marks the point, where $E_N^{01} = E_N^{11}$. (For interpretation of the references to colour in this figure legend, the reader is referred to the web version of this article.)

calculations for small J/U are in good quantitative agreement with the SCE. Higher-order SCE in one dimension [53] allows to extend the region of validity of the perturbative calculations.

In the MI phase, the presence of the energy gap in the excitation spectrum leads to the exponential asymptotics of the two-point correlation functions in the ground state at large distances [361]. This general statement is valid in any finite dimension and the corresponding length scale is inversely proportional to the energy gap. This type of behavior is demonstrated in Fig. 38a' for one-dimensional lattices at small values of J/U . In higher dimensions, no exact results have been reported in the literature for the MI at $T = 0$. Nevertheless, high-order SCE [80] as well as the quantum rotor approach supplemented by the Bogoliubov theory [362] reveal exponential decay of F_a for small J/U in two and three dimensions. In Refs. [80, 362] it was also shown that the correlations along the lattice diagonals are weaker than those parallel to the lattice axes in agreement with Eqs. (261)-(263) and numerical data in Fig. 38b.

In the SF phase, the two-point correlations decay according to a power law. In a one-dimensional lattice, the one-body density matrix does not show off-diagonal long-range order and its long-distance asymptotics [47, 281]

$$F_a(s) \approx A s^{-\mathcal{K}_{\text{TL}}/2}, \quad (314)$$

is determined by the Tomonaga-Luttinger parameter (293). The prefactor A in the case of hard-core bosons coincides with the coefficient C in Eq. (247) and for the ideal Bose gas $A = \langle \hat{n}_\ell \rangle$. This sort of behavior demonstrated in Fig. 38(a') was studied in details in Refs. [318] using the TEBD algorithm.

In higher dimensions, F_a takes constant values at large distances in the SF phase, which is a manifestation of the Bose-Einstein condensation. This was confirmed by QMC calculations for two-dimensional systems in discrete [360, 363] and continuum [175] models.

The finite-size effects can be well controlled by comparison with the SCE. This is demonstrated in Fig. 38(b) for two-dimensional systems, where one can see that exact diagonalization for the lattice of 3×3 sites overestimates the strength of correlations, while QMC data obtained for 10×10 sites show a very good agreement with the SCE. In three dimensions, QMC data for $F_a(1)$ obtained for the lattice of 5^3 sites are not affected by the finite-size effects.

The quasi-momentum distribution $\tilde{P}(k)$ in the ground state calculated for a one-dimensional lattice in the case of unit filling by exact diagonalization is shown in Fig. 39. In general, it is periodic and even function of k which monotonically decreases in the interval $k \in [0, \pi/a]$. For small J/U , the distribution is rather flat and this situation is well described by the perturbative expansion in J/U . With the increase of J/U , the maximum at $k = 0$ grows and becomes very sharp for large J/U . Quantitatively, the form of the quasi-momentum distribution is characterized by visibility defined in analogy to Eq. (109) as

$$\tilde{\mathcal{V}} = \frac{\tilde{P}(0) - \tilde{P}(\pi/a)}{\tilde{P}(0) + \tilde{P}(\pi/a)}. \quad (315)$$

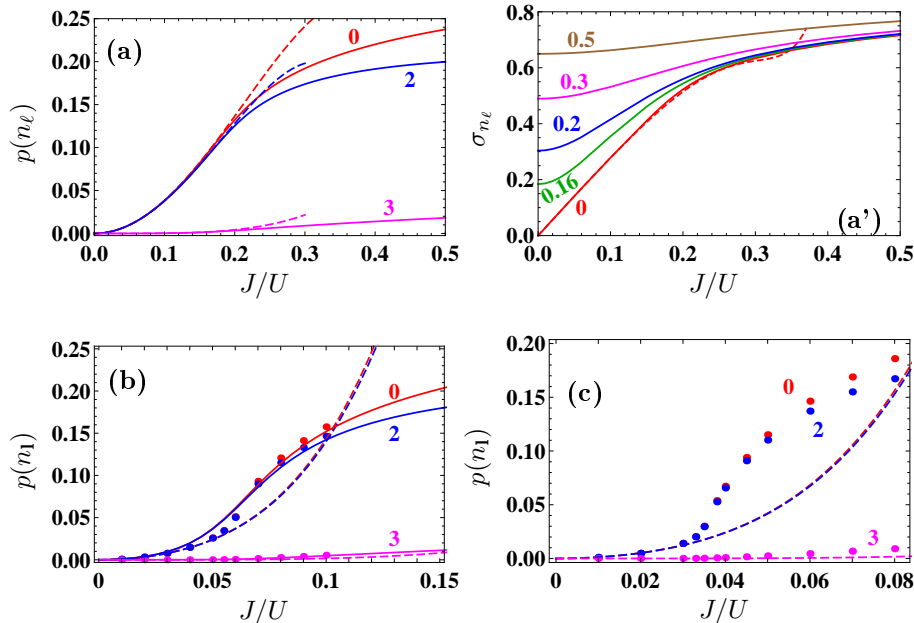


Figure 37: (color online) Probabilities of the occupation numbers $n_1 = 0$ (red), 2 (blue), 3 (magenta) of bosons at a lattice site in the case of unit filling in one (a), two (b), and three (c) dimensions at zero temperature. Solid lines are the results of exact diagonalization for 14 sites in 1D (a) and for 3×3 sites in 2D (b). Dots are QMC data for 10×10 sites in 2D (b) and $5 \times 5 \times 5$ sites in 3D (c), see also Fig. 1 in Ref. [272] and Fig. 3 in Ref. [360]. Dashed lines in panels (a,b,c) are the results of the strong-coupling expansion up to the fourth order [Eq. (253)]. (a') Particle-number fluctuations in a one-dimensional lattice of 11 sites at different temperatures: $k_B T/U = 0$ (red), 0.16 (green), 0.2 (blue), 0.3 (magenta), 0.5 (brown). Red dashed line is the result of SCE at $T = 0$ up to $(J/U)^{13}$ [53].

It is a monotonic function of J/U which shows a linear dependence for small J/U and becomes close to unity near the quantum critical point. Quantum Monte Carlo calculations show that this feature remains preserved in higher dimensions and the measurement of visibility can be used in order to detect not only the quantum critical point but also the critical temperature of the transition from the superfluid into the normal phase [365].

9.7. Higher-order correlation functions

In Figs. 40, 42, we present exact numerical results for the particle-number and parity correlation functions F_n and $F_{(-1)^n}$ defined by Eqs. (131), (147). The correlations grow with the increase of J/U up to the maximal value and then decrease approaching the limit of the ideal Bose gas. Similarly to the one-body density matrix, the second-order correlation functions decrease exponentially with the distance in the MI phase which is demonstrated in Fig. 40(a') for F_n in one dimension. This is consistent with the results of the SCE (see Eqs. (269)-(276) and Refs. [53, 80]) and remains valid in higher dimensions. The second-order correlation functions decay also faster along the lattice diagonals than along the axes.

The particle-number correlation function F_n is in general negative because due to the conservation law the increase of the particle number on one lattice site should be compensated by the corresponding decrease on the other site. In one dimension, the large-distance behavior of the particle-number correlation function in the SF phase is given by [281]

$$F_n(s) \approx -\frac{1}{2\mathcal{K}_{\text{TL}}\pi^2 s^2} + \frac{A\langle\hat{n}_\ell\rangle^2 \cos(2\pi\langle\hat{n}_\ell\rangle s)}{(\langle\hat{n}_\ell\rangle s)^{2/\mathcal{K}_{\text{TL}}}}, \quad (316)$$

where the second term does not vanish only for incommensurate fillings $\langle\hat{n}_\ell\rangle$. From Eqs. (222), (241) it follows that the particle-number correlation function of hard-core bosons in the thermodynamic limit and

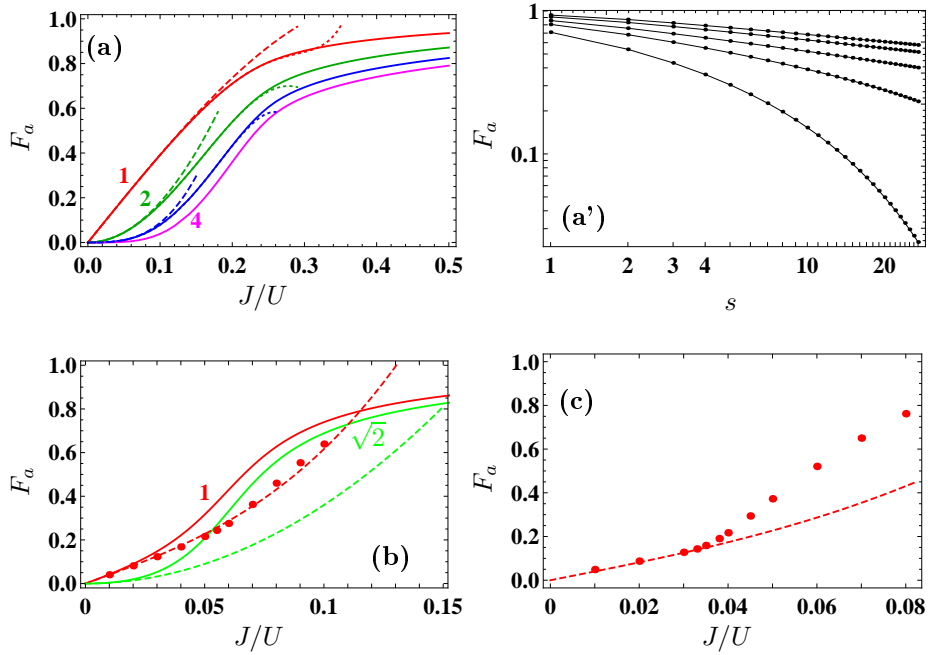


Figure 38: (color online) Correlation function $F_a(s)$ at zero temperature in one (a,a'), two (b), and three (c) dimensions for unit filling. (a) Solid lines are obtained by the DMRG calculations in 1D for the lattice of 128 sites and $s = 1$ (red), 2 (green), 3 (blue), 4 (magenta). Dotted lines are the results of the strong-coupling expansion up to the 13th order [53]. (b) Solid lines are the results of exact diagonalization in 2D for the lattice of 3×3 sites and $s = 1$ (red), $\sqrt{2}$ (green). Dots are QMC data for the lattice of 10×10 sites and $s = 1$. (c) Dots are the results of QMC calculations for the lattice of $5 \times 5 \times 5$ sites and $s = 1$. Dashed lines in panels (a,b,c) show corresponding results of the strong-coupling expansion up to the third order in J/U , see Eqs. (261)-(263). (a'): Dependence of F_a on s in 1D for $J/U = 0.2, 0.25, 0.3, 0.4, 0.5$ from bottom to the top obtained by the DMRG calculations, see also Refs. [250, 318, 364].

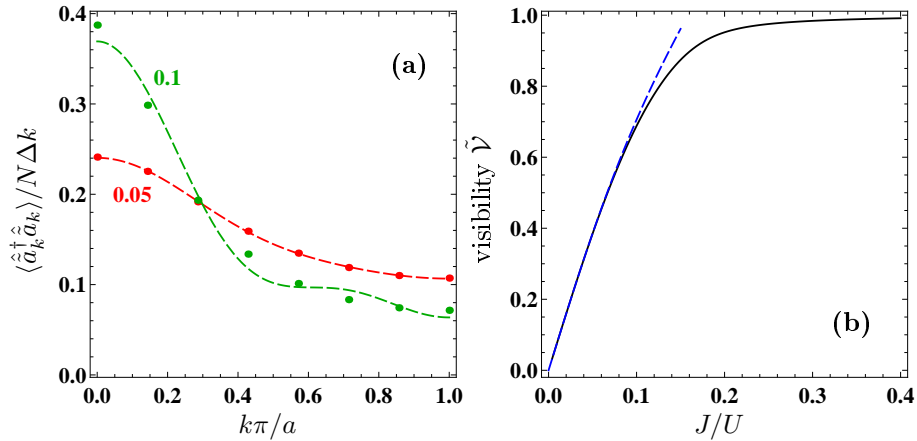


Figure 39: (color online) (a) Quasi-momentum distribution at zero temperature in a one-dimensional chain of $L = 14$ sites with periodic boundary conditions in the case of unit filling for $J/U = 0.05$ (red), 0.1 (green). Dots - exact diagonalization, dashed lines - results of the strong-coupling expansion up to the third order in J/U , see Eqs. (265), (266). (b) Visibility of the interference pattern for the same system obtained by exact diagonalization (solid line) and strong-coupling expansion (dashed line).

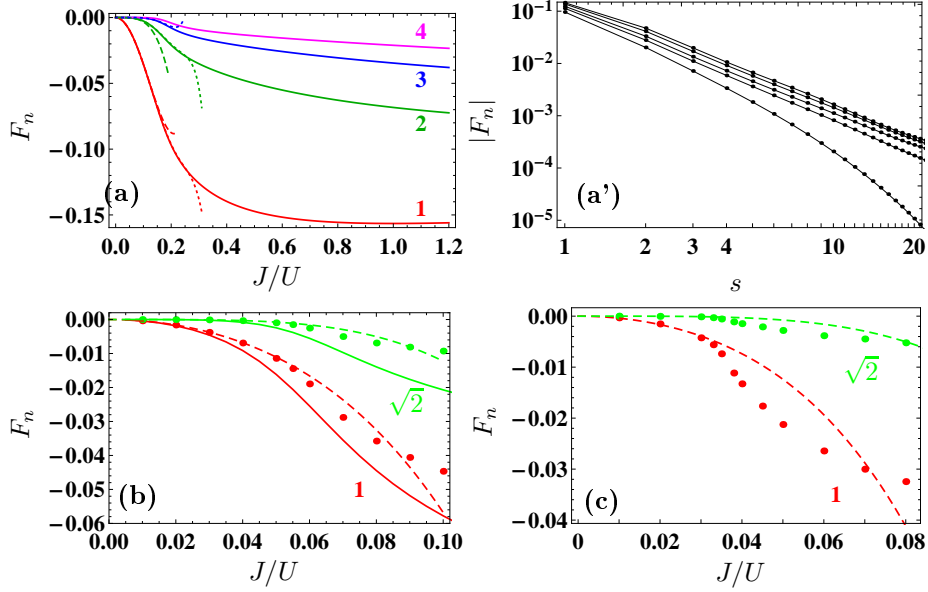


Figure 40: (color online) Particle-number correlation function $F_n(s)$ at zero temperature in one (a,a'), two (b), and three (c) dimensions for unit filling. (a) Solid lines are obtained by exact diagonalization in 1D for the lattice of 14 sites and $s = 1$ (red), 2 (green), 3 (blue), 4 (magenta). Dotted lines are the results of the strong-coupling expansion up to the 14th order [53]. (b) Solid lines are the results of exact diagonalization in 2D for the lattice of 3×3 sites and $s = 1$ (red), $\sqrt{2}$ (green). Dots are QMC data for the lattice of 10×10 sites and $s = 1$ (red), $\sqrt{2}$ (green). (c) Dots are the results of QMC calculations for the lattice of $5 \times 5 \times 5$ sites and $s = 1$ (red), $\sqrt{2}$ (green). Dashed lines in panels (a,b,c) show corresponding results of the strong-coupling expansion up to the fourth order in J/U , see Eqs. (269)-(271). (a'): Dependence of $|F_n|$ on s in 1D for $J/U = 0.2, 0.25, 0.3, 0.4, 0.5$ from bottom to the top obtained by DMRG calculations for 128 sites.

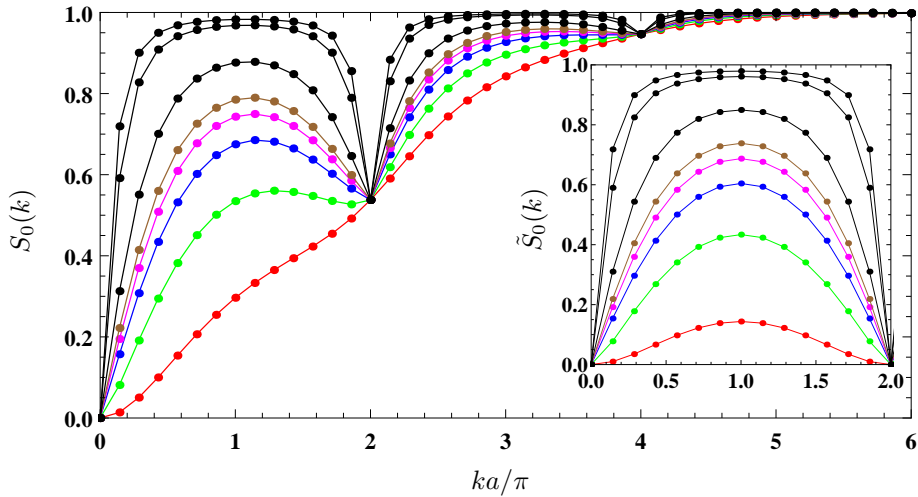


Figure 41: (color online) Static structure factor at $T = 0$ in a one-dimensional homogeneous lattice of $L = 14$ sites with periodic boundary conditions calculated by exact diagonalization for unit filling and for $J/U = 0.1, 0.2, 0.3, 0.4, 0.5, 1, 5, 10$ (from bottom to the top). $\tilde{S}_0(k_q)$ is defined by Eq. (130). $S_0(k_q)$ is obtained from $\tilde{S}_0(k_q)$ according to Eq. (129) using $G_0(k)$ for $V_0 = 10 E_R$. Lines are guides to the eye.

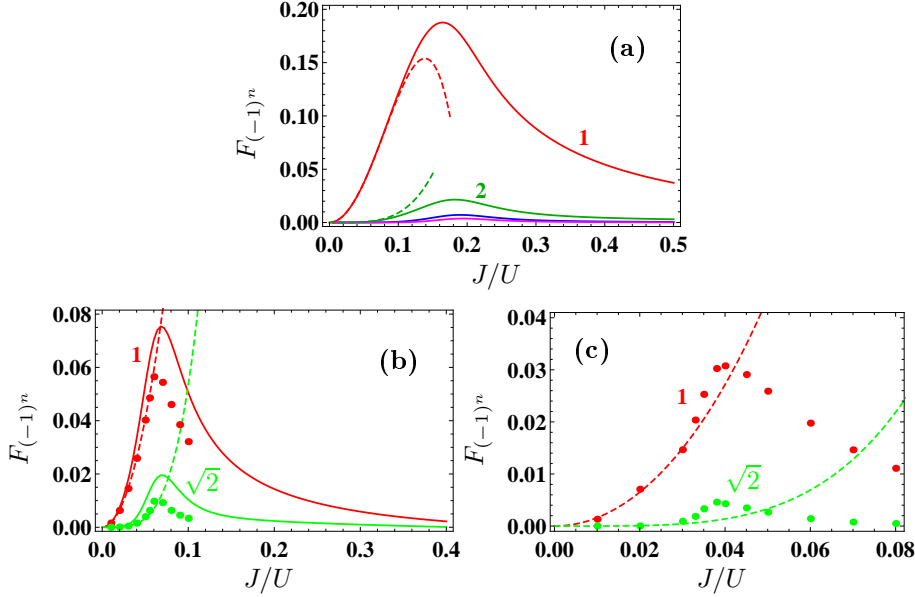


Figure 42: Parity correlation function $F_{(-1)^n}(s)$ at zero temperature in one (a), two (b), and three (c) dimensions for unit filling. (a) Solid lines are the results of exact diagonalization in 1D for the lattice of 14 sites and $s = 1$ (red), 2 (green), 3 (blue), 4 (magenta). (b) Solid lines are the results of exact diagonalization in 2D for the lattice of 3×3 sites and $s = 1$ (red), $\sqrt{2}$ (green). Dots are QMC data for the lattice of 10×10 sites and $s = 1$ (red), $\sqrt{2}$ (green). (c) Dots are the results of QMC calculations for the lattice of $5 \times 5 \times 5$ sites and $s = 1$ (red), $\sqrt{2}$ (green). Dashed lines in all panels show corresponding results of the strong-coupling expansion up to the fourth order in J/U , see Eqs. (274)-(276). (For interpretation of the references to colour in this figure legend, the reader is referred to the web version of this article.)

for $\ell' \neq \ell$ has exactly the form (316) with $\mathcal{K}_{\text{TL}} = 1$ and $A = 1/(2\pi^2)$.

Static structure factor at $T = 0$ in a one-dimensional lattice in the case of unit filling is shown in Fig. 41. If J/U is sufficiently small, $S_0(k)$ as well as $\tilde{S}_0(k)$ are quadratic functions of k for small k . This can be clearly seen in spite of rather coarse discretization in the momentum space. For larger J/U , $S_0(k)$ and $\tilde{S}_0(k)$ become linear functions of k for small k in agreement with Eq. (145). This indicates an advent of the sound mode making a dominant contribution into the structure factor. In this regime, with the aid of Eqs. (238), (293) we can rewrite Eq. (145) in the form

$$\lim_{k \rightarrow 0} \tilde{S}_0(k) = \frac{k}{2k_{\text{F}}\mathcal{K}_{\text{TL}}}, \quad (317)$$

where k_{F} is defined by Eq. (235), which shows that the behavior of the structure factor in the limit of small k gives an access to the Tomonaga-Luttinger parameter. Using the condition $\mathcal{K}_{\text{TL}} = 1/2$ (see section 8.1), one can determine the critical value of J/U for the transition from the superfluid into the Mott insulator. Calculations of $\tilde{S}_0(k)$ by exact diagonalization for chains up to $L = 14$ sites give $(J/U)_c \approx 0.28$ [366] in perfect agreement with other calculations based on the exact diagonalization listed in Table 1.

The parity correlations are of the same order of magnitude as the particle-number correlations. However, the former possess a more narrow maximum near the critical point. In one dimension, this maximum is below $(J/U)_c$ and captured by the SCE of the 4th order for the nearest-neighboring sites. In two and three dimensions, the maximum is above $(J/U)_c$ and, therefore, out of reach of the perturbation theory in J/U . Exact results for one and two dimensions presented in Fig. 42(a,b) are very similar to that of Ref. [194], where one can also find a comparison with the experimental data obtained at finite temperatures in the presence of the harmonic confinement. Positive values of F_s are due to the fact that a change of the particle number on site \mathbf{l}_1 compensated by an opposite change on site \mathbf{l}_2 leads to the same change of the parity on both sites.

10. Mean-field theory

Mean-field theory of lattice bosons relies on the concept of spontaneous breaking of $U(1)$ symmetry. According to the Mermin-Wagner-Hohenberg theorem [367, 368] it is valid in two-dimensional systems at zero temperature and in higher dimensions at arbitrary temperature. It gives an exact solution in the limit $d \rightarrow \infty$ [116, 117, 369], implying that $J \rightarrow 0$ such that dJ is finite, as well as in the case $J = 0$ and arbitrary d .

10.1. Decoupling approximation

The mean-field theory is based on the assumption that the second-order fluctuations of the bosonic creation and annihilation operators are negligible, i.e., $(\hat{a}_{\mathbf{l}_1}^\dagger - \langle \hat{a}_{\mathbf{l}_1}^\dagger \rangle)(\hat{a}_{\mathbf{l}_2} - \langle \hat{a}_{\mathbf{l}_2} \rangle) \approx 0$ for $\mathbf{l}_1 \neq \mathbf{l}_2$. This leads to the decoupling approximation of the hopping terms [47, 48, 115, 339]

$$\hat{a}_{\mathbf{l}_1}^\dagger \hat{a}_{\mathbf{l}_2} \approx \langle \hat{a}_{\mathbf{l}_1}^\dagger \rangle \hat{a}_{\mathbf{l}_2} + \hat{a}_{\mathbf{l}_1}^\dagger \langle \hat{a}_{\mathbf{l}_2} \rangle - \langle \hat{a}_{\mathbf{l}_1}^\dagger \rangle \langle \hat{a}_{\mathbf{l}_2} \rangle. \quad (318)$$

Then the Bose-Hubbard Hamiltonian (54) becomes a sum of local operators

$$\hat{H}_{\text{BH}} \approx \hat{H}_{\text{BH}}^{\text{MF}} = -J \sum_{\mathbf{l}} \sum_{\nu=1}^d \left[\hat{a}_{\mathbf{l}} (\psi_{\mathbf{l}-\mathbf{e}_\nu}^* + \psi_{\mathbf{l}+\mathbf{e}_\nu}^*) - \psi_{\mathbf{l}} \psi_{\mathbf{l}+\mathbf{e}_\nu}^* + \text{h.c.} \right] + \frac{U}{2} \sum_{\mathbf{l}} \hat{a}_{\mathbf{l}}^\dagger \hat{a}_{\mathbf{l}}^\dagger \hat{a}_{\mathbf{l}} \hat{a}_{\mathbf{l}}, \quad (319)$$

where $\psi_{\mathbf{l}} = \langle \hat{a}_{\mathbf{l}} \rangle$ are c-numbers. The neighboring lattice sites in the Hamiltonian (319) are coupled only via the expectation values of the creation and annihilation operators. Thus, the mean-field theory neglects quantum correlations between different sites and the states of the Hamiltonian (319) are tensor products of the local states

$$|\Phi\rangle = \bigotimes_{\mathbf{l}} |s_{\mathbf{l}}\rangle, \quad |s_{\mathbf{l}}\rangle = \sum_{n=0}^{\infty} c_{1n} |n\rangle_{\mathbf{l}}, \quad (320)$$

which is equivalent to the Gutzwiller ansatz [75, 369, 370]. Here $|n\rangle_{\mathbf{l}}$ is the Fock state with n atoms at site \mathbf{l} . Normalization of the $|s_{\mathbf{l}}\rangle$ imposes

$$\sum_{n=0}^{\infty} |c_{1n}|^2 = 1.$$

As it follows from the form of the state (320), the Gutzwiller approximation neglects quantum correlations between different lattice sites but takes into account on-site quantum fluctuations, provided that $|s_{\mathbf{l}}\rangle$ is not a single Fock state.

The mean number of condensed atoms on a lattice site \mathbf{l} in this approximation is given by $|\psi_{\mathbf{l}}|^2$, where

$$\psi_{\mathbf{l}} = \langle \hat{a}_{\mathbf{l}} \rangle = \sum_{n=1}^{\infty} c_{1,n-1}^* c_{1n} \sqrt{n} \quad (321)$$

is the condensate order parameter. One can easily show that $|\psi_{\mathbf{l}}|^2$ cannot be larger than the mean occupation number

$$\langle \hat{n}_{\mathbf{l}} \rangle = \sum_{n=1}^{\infty} n |c_{1n}|^2. \quad (322)$$

Minimization of the functional

$$i\hbar \sum_{n=0}^{\infty} (c_{1n}^* \partial_t c_{1n} - c_{1n} \partial_t c_{1n}^*) - \langle \hat{H}_{\text{BH}}^{\text{MF}} \rangle + \mu N$$

leads to the system of Gutzwiller equations (GE) [371, 372]:

$$i\hbar \frac{dc_{1n}}{dt} = \sum_{n'=0}^{\infty} H_1^{nn'} c_{1n'} , \quad (323)$$

$$H_1^{nn'} = \left[\frac{U}{2} n(n-1) - \mu n \right] \delta_{n',n} - J\sqrt{n'} \delta_{n',n+1} \sum_{\nu=1}^d (\psi_{1+\mathbf{e}_\nu}^* + \psi_{1-\mathbf{e}_\nu}^*) - J\sqrt{n} \delta_{n,n'+1} \sum_{\nu=1}^d (\psi_{1+\mathbf{e}_\nu} + \psi_{1-\mathbf{e}_\nu}) .$$

Note that these equations are invariant under transformation $c_{1n} \rightarrow (-1)^n c_{1n}$.

Although the mean-field Hamiltonian (319) does not satisfy all fundamental commutation relations of the original Bose-Hubbard Hamiltonian (54), the Gutzwiller approximation can be considered as *conserving* because the expectation values of the total number of particles, total energy, and the quasi-momentum remain constant in time. Equations (323) allow to study the properties of the ground state as well as the dynamics of excitations.

In the mean-field approximation, the one-body density matrix takes the form

$$\langle \hat{a}_{1_1}^\dagger \hat{a}_{1_2} \rangle = \psi_{1_1}^* \psi_{1_2} + \delta_{1_1 1_2} \left(\langle \hat{n}_{1_1} \rangle - |\psi_{1_1}|^2 \right) . \quad (324)$$

In a homogeneous lattice, $\psi_{1_1} \equiv \psi^{(0)}$, and the largest eigenvalue of the one-body density matrix in the thermodynamic limit is $N_0 = L^d |\psi^{(0)}|^2$. Therefore, the condensate fraction $f_c = |\psi^{(0)}|^2 / \langle \hat{n}_1 \rangle$ which coincides with the superfluid stiffness f_s . This implies that Eq. (312) is valid in this case. In an inhomogeneous lattice, one cannot write in general an explicit expression for N_0 and it has to be determined numerically. This can be efficiently done by the iteration procedure [373]

$$N_0^{(i+1)} = N_0^{(i)} \sum_{\mathbf{l}} \frac{|\psi_{\mathbf{l}}|^2}{N_0^{(i)} - \langle \hat{n}_{\mathbf{l}} \rangle + |\psi_{\mathbf{l}}|^2} \quad (325)$$

obtained from a rearrangement of the eigenvalue equation (99).

As it was shown in Ref. [374], in the weakly interacting regime, $U/J \ll 1$, Eq. (323) can be transformed into the discrete Gross-Pitaevskii equation (DGPE)

$$i\hbar \frac{d\psi_{\mathbf{l}}}{dt} = -J \sum_{\nu=1}^d (\psi_{\mathbf{l}+\mathbf{e}_\nu} + \psi_{\mathbf{l}-\mathbf{e}_\nu}) - \mu \psi_{\mathbf{l}} + U |\psi_{\mathbf{l}}|^2 \psi_{\mathbf{l}} \quad (326)$$

assuming that $|s_{\mathbf{l}}\rangle$ in Eq. (320) are Glauber coherent states (see also Ref. [375]). Eq. (326) describes a pure Bose-Einstein condensate in a discrete lattice model, which implies $\langle \hat{n}_{\mathbf{l}} \rangle \approx |\psi_{\mathbf{l}}|^2$.

10.2. Ground state

In the homogeneous lattice, the ground state of the Hamiltonian (319) is described by the coefficients c_{1n} that do not depend on the site index \mathbf{l} . This corresponds to the stationary solution of Eqs. (323) of the form

$$c_{1n}(t) \equiv c_n^{(0)} \exp(-i\omega_0 t) , \quad (327)$$

$$\hbar\omega_0 = -4dJ \left| \psi^{(0)} \right|^2 + \sum_{n=0}^{\infty} \left[\frac{U}{2} n(n-1) - \mu n \right] \left| c_n^{(0)} \right|^2 . \quad (328)$$

The explicit form of $c_n^{(0)}$ depends on the filling factor $\langle \hat{n}_1 \rangle$ and the ratio J/U . If the latter is less than the critical value determined as [48]

$$2d(J/U)_c = \frac{(n_0 - \mu/U)(\mu/U - n_0 + 1)}{1 + \mu/U} \quad (329)$$

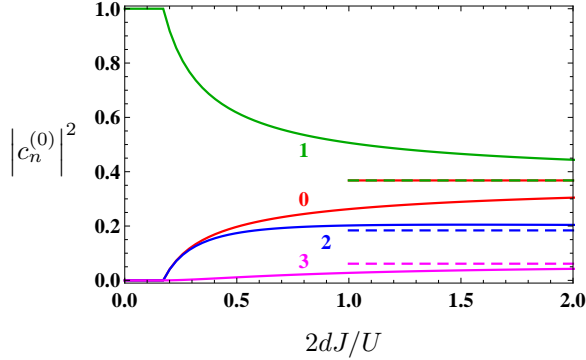


Figure 43: (color online) Probabilities of the occupation numbers $n = 0$ (red), 1 (green), 2 (blue), 3 (magenta) in the ground state for the filling factor $\langle \hat{n}_1 \rangle = 1$. Solid lines are exact mean-field results and dashed lines show the asymptotic values $|c_n^{\text{coh}}|^2$ in the limit $U \rightarrow 0$ according to Eq. (334).

for $n_0 - 1 < \mu/U < n_0$, the solution is given by

$$c_n^{(0)} = \delta_{n,n_0}, \quad (330)$$

where n_0 is the smallest integer greater than μ/U . In this case the superfluid order parameter $\psi^{(0)} = \psi_1$ defined by Eq. (321) vanishes and we have the MI phase with exactly n_0 particles at each lattice site.

Eq. (329) determines the dependence of the critical ratio of J/U on the chemical potential. It can be also inverted to determine the dependence of the critical chemical potential on J/U , which gives two solutions

$$\frac{\mu_{\pm}(n_0)}{U} = n_0 - \frac{1}{2} \left(1 + \frac{2dJ}{U} \right) \pm \frac{1}{2} \sqrt{1 - (4n_0 + 2) \frac{2dJ}{U} + \left(\frac{2dJ}{U} \right)^2}, \quad (331)$$

that are real, provided that

$$2d(J/U) < 2d(J/U)_c^{\text{max}} = (\sqrt{n_0 + 1} - \sqrt{n_0})^2. \quad (332)$$

For $J/U = (J/U)_c^{\text{max}}$, the two solutions merge into one

$$\frac{\mu_{\pm}(n_0)}{U} = \left(\frac{\mu}{U} \right)_c = \sqrt{n_0(n_0 + 1)} - 1 \quad (333)$$

which describes the tips of the MI-lobes on the phase diagram.

If we expand Eq. (331) up to the third order in $2dJ/U$, we immediately observe that it coincides with the results of the strong-coupling expansion given by Eqs. (281), (282) in the limit $Z = 2d \rightarrow \infty$. This confirms that the mean-field theory becomes exact in infinite dimensions.

If J/U exceeds the critical value (329), $c_n^{(0)}$ has a broad distribution leading to the fact that the order parameter $\psi^{(0)}$ does not vanish which corresponds to the SF phase. In this regime, exact analytical solution for $c_n^{(0)}$ can be obtained only in the limit $U = 0$ and has the form

$$c_n^{(0)} \equiv c_n^{\text{coh}} = \exp \left(- \left| \psi^{(0)} \right|^2 / 2 \right) \frac{\psi^{(0)n}}{\sqrt{n!}}, \quad \left| \psi^{(0)} \right|^2 = \langle \hat{n}_1 \rangle, \quad \mu = -2dJ. \quad (334)$$

Eq. (334) describes the coherent state and the corresponding particle-number distribution $|c_n^{\text{coh}}|^2$ coincides with the exact result (160) for the ideal gas.

For finite J and U above the critical value (329) exact coefficients $c_n^{(0)}$ can be obtained by numerical diagonalization [115, 339] and the results for $\langle \hat{n}_1 \rangle = 1$ are shown in Figs. 43. As small values of J/U , the

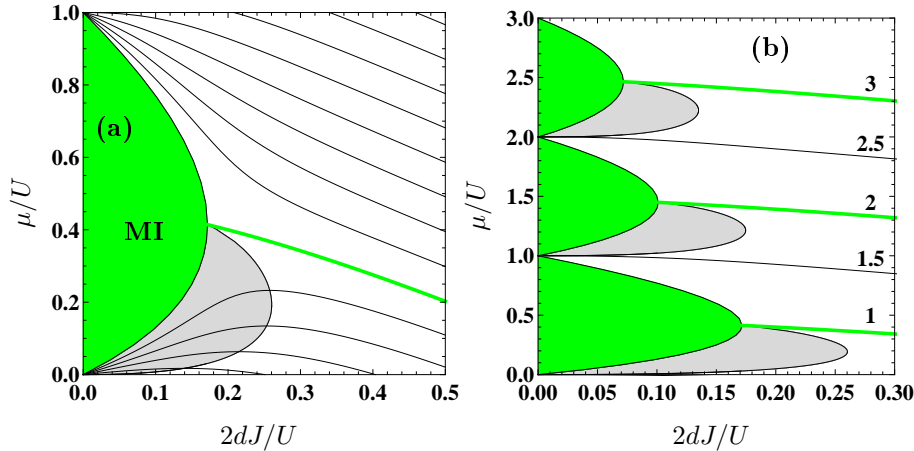


Figure 44: Mean-field phase diagram. (a) Green area is the MI region with $n_0 = 1$ described by Eqs. (329), (331). Thick green line shows the dependence $\mu(J)$ in the superfluid phase for $\langle \hat{n} \rangle = 1$. Other lines show also $\mu(J)$ for non-integer fillings which are multiples of 0.1 (see also Fig. 13 in Ref. [72]). In the gray areas, where $\mu'(J) > 0$ at constant $\langle \hat{n} \rangle$ the superfluidity has a hole character. In the rest part of the diagram, we have a particle SF. (b) Green areas show the first three MI zones ($n_0 = 1, 2, 3$). The lines of constant $\langle \hat{n} \rangle$ are labeled by the corresponding filling factors. Gray areas are the regions of the hole superfluidity. In the rest part of the diagram, we have a particle SF. (For interpretation of the references to colour in this figure legend, the reader is referred to the web version of this article.)

probabilities of having $n = 0, 2$ particles nearly coincide and the probabilities of the occupation numbers larger than 3 are negligible. The comparison with the coherent-state distribution (334) shows that rather large values of J/U are needed in order to approach this asymptotic limit with a good accuracy.

The quasi-momentum distribution (73) of the atoms in the ground state is given by (see, e.g., Ref. [376])

$$P_\infty(\mathbf{k}) = \frac{|\tilde{W}(\mathbf{k})|^2}{\langle \hat{n}_1 \rangle} \left[\left(\frac{a}{2\pi} \right)^d \left(\langle \hat{n}_1 \rangle - |\psi^{(0)}|^2 \right) + |\psi^{(0)}|^2 \sum_{\mathbf{n}} \delta\left(\mathbf{k} - \frac{2\pi}{a} \mathbf{n}\right) \right], \quad (335)$$

where the lattice is assumed to be infinite. The whole quasi-momentum distribution is confined within the momentum distribution $|\tilde{W}(\mathbf{k})|^2$ of a single site. The first term in the brackets, $\langle \hat{n}_1 \rangle - |\psi^{(0)}|^2$, describes incoherent part of the system, and the δ -peaks at the vectors of the reciprocal lattice $\mathbf{k} = \frac{2\pi}{a} \mathbf{n}$ are clear signature of the Bose-Einstein condensation. Similar structure of the quasi-momentum distribution, although with somewhat smeared maxima instead of sharp peaks, was observed in the experiments [3, 7, 22, 24, 32, 178, 180, 377].

As discussed in Refs. [378, 379], near the phase boundary one has to distinguish between particle and hole superfluidity. For the hole SF, the function $\mu(J)$ at constant filling factor $\langle \hat{n} \rangle$ has a positive derivative $\mu'(J)$. This is only possible for fillings $n_0 - 0.5 < \langle \hat{n} \rangle < n_0$ as is demonstrated in Fig. 44 showing the corresponding hole SF regions. For the particle SF, on the other hand, $\mu'(J) < 0$. Consequently, far away from the phase boundary, superfluidity has always a particle character. With the increase of the filling factor, the size of the regions of the hole superfluidity decreases together with the size of the MI-lobes. As we will see in section 10.7, the difference between the particle and hole superfluidity plays an essential role for the character of the topological modes.

10.3. Excitations

We consider small perturbation of the ground state

$$c_{\mathbf{n}}(t) = \left[c_{\mathbf{n}}^{(0)} + c_{\mathbf{n}}^{(1)}(t) + \dots \right] \exp(-i\omega_0 t), \quad (336)$$

where

$$c_{1n}^{(1)}(t) = u_{\mathbf{k}n} e^{i(\mathbf{k}\cdot\mathbf{x}_1 - \omega_{\mathbf{k}}t)} + v_{\mathbf{k}n}^* e^{-i(\mathbf{k}\cdot\mathbf{x}_1 - \omega_{\mathbf{k}}t)}. \quad (337)$$

Substituting this expression into GE and keeping only linear terms with respect to $u_{\mathbf{k}n}$ and $v_{\mathbf{k}n}$, we obtain the system of linear equations [380],

$$\hbar\omega_{\mathbf{k}} \begin{pmatrix} \vec{u}_{\mathbf{k}} \\ \vec{v}_{\mathbf{k}} \end{pmatrix} = \begin{pmatrix} A_{\mathbf{k}} & B_{\mathbf{k}} \\ -B_{\mathbf{k}} & -A_{\mathbf{k}} \end{pmatrix} \begin{pmatrix} \vec{u}_{\mathbf{k}} \\ \vec{v}_{\mathbf{k}} \end{pmatrix}, \quad (338)$$

where $\vec{u}_{\mathbf{k}}$ and $\vec{v}_{\mathbf{k}}$ are infinite-dimensional vectors with the components $u_{\mathbf{k}n}$ and $v_{\mathbf{k}n}$ ($n = 0, 1, \dots$), respectively. Matrix elements of $A_{\mathbf{k}}$ and $B_{\mathbf{k}}$ have the form

$$\begin{aligned} A_{\mathbf{k}}^{nn'} &= -J_{\mathbf{0}}\psi^{(0)} \left(\sqrt{n'} \delta_{n',n+1} + \sqrt{n} \delta_{n,n'+1} \right) + \left[\frac{U}{2} n(n-1) - \mu n - \hbar\omega_{\mathbf{0}} \right] \delta_{n',n} \\ &\quad - J_{\mathbf{k}} \left[\sqrt{n+1} \sqrt{n'+1} c_{n+1}^{(0)} c_{n'+1}^{(0)} + \sqrt{n} \sqrt{n'} c_{n-1}^{(0)} c_{n'-1}^{(0)} \right], \\ B_{\mathbf{k}}^{nn'} &= -J_{\mathbf{k}} \left[\sqrt{n+1} \sqrt{n'} c_{n+1}^{(0)} c_{n'-1}^{(0)} + \sqrt{n} \sqrt{n'+1} c_{n-1}^{(0)} c_{n'+1}^{(0)} \right], \end{aligned}$$

where $J_{\mathbf{k}} = 2dJ - \epsilon_{\mathbf{k}}$ with $\epsilon_{\mathbf{k}}$ being the energy of a free particle (140). This system is valid for both phases and generalizes the Bogoliubov–de Gennes (BdG) equations previously derived for coherent states [381, 382]. The dependence on the vector \mathbf{k} is determined by the variable

$$x = \left(\frac{1}{d} \sum_{\nu=1}^d \sin^2 \frac{k_{\nu} a}{2} \right)^{1/2}, \quad (339)$$

which varies from 0 to 1. For small $|\mathbf{k}|$, $x \approx |\mathbf{k}|a/(2\sqrt{d})$.

The energy increase due to the perturbation is given by [171]

$$\Delta E = \hbar\omega_{\mathbf{k}} (|\vec{u}_{\mathbf{k}}|^2 - |\vec{v}_{\mathbf{k}}|^2). \quad (340)$$

Formally, Eqs. (338) have solutions with positive and negative energies $\pm\hbar\omega_{\mathbf{k}}$, which are equivalent because Eqs. (377), (340) are invariant under the transformation $\omega_{\mathbf{k}} \rightarrow -\omega_{\mathbf{k}}$, $\mathbf{k} \rightarrow -\mathbf{k}$, $\vec{u}_{\mathbf{k}} \rightarrow \vec{v}_{\mathbf{k}}^*$, $\vec{v}_{\mathbf{k}} \rightarrow \vec{u}_{\mathbf{k}}$, so that only solutions with positive energies will be considered in the following. The eigenvectors are chosen to follow the orthonormality relations

$$\vec{u}_{\mathbf{k},\lambda'}^* \cdot \vec{u}_{\mathbf{k},\lambda} - \vec{v}_{\mathbf{k},\lambda'}^* \cdot \vec{v}_{\mathbf{k},\lambda} = \delta_{\lambda,\lambda'}.$$

Perturbation (377) creates plane waves of the order parameter $\psi_1(t) = \psi^{(0)} + \psi_1^{(1)}(t)$, where

$$\begin{aligned} \psi_1^{(1)}(t) &= \mathcal{U}_{\mathbf{k}} e^{i(\mathbf{k}\cdot\mathbf{x}_1 - \omega_{\mathbf{k}}t)} + \mathcal{V}_{\mathbf{k}}^* e^{-i(\mathbf{k}\cdot\mathbf{x}_1 - \omega_{\mathbf{k}}t)}, \\ \mathcal{U}_{\mathbf{k}} &= \sum_{n=0}^{\infty} c_n^{(0)} (u_{\mathbf{k},n+1} \sqrt{n+1} + v_{\mathbf{k},n-1} \sqrt{n}), \\ \mathcal{V}_{\mathbf{k}} &= \sum_{n=0}^{\infty} c_n^{(0)} (u_{\mathbf{k},n-1} \sqrt{n} + v_{\mathbf{k},n+1} \sqrt{n+1}). \end{aligned} \quad (341)$$

The perturbations for the total density and the condensate density are given by

$$\begin{aligned} \langle \hat{n}_1 \rangle(t) &= \langle \hat{n}_1 \rangle^{(0)} + \left[\mathcal{A}_{\mathbf{k}} e^{i(\mathbf{k}\cdot\mathbf{x}_1 - \omega_{\mathbf{k}}t)} + \text{c.c.} \right], \\ \mathcal{A}_{\mathbf{k}} &= \sum_{n=0}^{\infty} c_n^{(0)} (u_{\mathbf{k}n} + v_{\mathbf{k}n}) n, \end{aligned} \quad (342)$$

and

$$\begin{aligned} |\psi_1(t)|^2 &= \left| \psi^{(0)} \right|^2 + \left[\mathcal{B}_{\mathbf{k}} e^{i(\mathbf{k} \cdot \mathbf{x}_1 - \omega_{\mathbf{k}} t)} + \text{c.c.} \right], \\ \mathcal{B}_{\mathbf{k}} &= \psi^{(0)} (\mathcal{U}_{\mathbf{k}} + \mathcal{V}_{\mathbf{k}}). \end{aligned} \quad (343)$$

In what follows we consider the properties of the excitations in the MI and SF phases.

10.3.1. Mott insulator

For the MI phase, the coefficients $c_n^{(0)}$ have a simple analytical form (330). The eigenvalue problem for the infinite-dimensional matrices (338) reduces to the diagonalization of two 2×2 -matrices that couple $u_{\mathbf{k}, n_0-1}$ to $v_{\mathbf{k}, n_0+1}$ and $u_{\mathbf{k}, n_0+1}$ to $v_{\mathbf{k}, n_0-1}$, respectively. The lowest-energy excitation spectrum consists of two branches

$$\hbar\omega_{\mathbf{k}\pm} = \frac{1}{2} \sqrt{U^2 - J_{\mathbf{k}} U (4n_0 + 2) + J_{\mathbf{k}}^2} \pm \left[U \left(n_0 - \frac{1}{2} \right) - \frac{J_{\mathbf{k}}}{2} - \mu \right]. \quad (344)$$

The same result was obtained using the Hubbard-Stratonovich transformation [115] and within the Schwinger-boson approach [383].

These two branches are shown in Fig. 45 and display a gap. The sign in front of μ in Eq. (344) is different for the two modes. Therefore, the solutions labeled by '+' and '-' correspond to the situations, when one particle is added into the system and removed, respectively. Hence, the eigenmodes described by Eq. (344) are called particle and hole excitations [251]. If the total number of particles is conserved, the two kinds of excitations can be created only in pairs and the corresponding energies are added.

Nonvanishing coefficients $u_{\mathbf{k}n}^{(\pm)}$, $v_{\mathbf{k}n}^{(\pm)}$ for the two modes are given by

$$\begin{aligned} \left[v_{\mathbf{k}, n_0-1}^{(+)} \right]^2 = \left[u_{\mathbf{k}, n_0+1}^{(+)} \right]^2 - 1 &= \left[v_{\mathbf{k}, n_0+1}^{(-)} \right]^2 = \left[u_{\mathbf{k}, n_0-1}^{(-)} \right]^2 - 1 \\ &= \frac{1}{2} \left[\frac{U - 2J_{\mathbf{k}} \left(n_0 + \frac{1}{2} \right)}{\sqrt{U^2 - 4J_{\mathbf{k}} U \left(n_0 + \frac{1}{2} \right) + J_{\mathbf{k}}^2}} - 1 \right]. \end{aligned} \quad (345)$$

According to Eqs. (343), (342), no density wave is created in the two modes. However, the order parameter (341) does not vanish and takes the form

$$\begin{aligned} \psi_{1+}^{(1)}(t) &= \mathcal{U}_{\mathbf{k}+} e^{i(\mathbf{k} \cdot \mathbf{x}_1 - \omega_{\mathbf{k}+} t)} \\ \psi_{1-}^{(1)}(t) &= \mathcal{V}_{\mathbf{k}-}^* e^{-i(\mathbf{k} \cdot \mathbf{x}_1 - \omega_{\mathbf{k}-} t)}. \end{aligned} \quad (346)$$

In the complex plane ($\text{Re}(\psi)$, $\text{Im}(\psi)$), this corresponds to the motion on the circles with radii $|\mathcal{U}_{\mathbf{k}+}|$ and $|\mathcal{V}_{\mathbf{k}-}^*|$ around $\psi = 0$.

Other solutions of Eq. (338) are independent of \mathbf{k} with the energies

$$\hbar\omega_{\lambda} = \frac{U}{2} [\lambda(\lambda - 1) - n_0(n_0 - 1)] - \mu(\lambda - n_0), \quad (347)$$

They are denoted by λ which are non-negative integers different from $n_0, n_0 \pm 1$. Since n_0 is greater than μ/U , the excitation energies are always positive. The eigenvectors of these modes have the form $u_{\mathbf{k}n\lambda} = \delta_{n,\lambda}$, $v_{\mathbf{k}n\lambda} = 0$, and the amplitudes of all the waves defined by Eqs. (341), (342), (343) vanish.

In Fig. 45(b) we compare the energies of the particle and hole excitations

$$\epsilon_{\mathbf{k}\pm} = \pm (\hbar\omega_{\mathbf{k}\pm} \pm \mu) \quad (348)$$

determined by Eq. (344) with the analogous quantities

$$\epsilon_{\mathbf{k}\pm} = \pm (E_{n_0 L^d \pm 1}^{\mathbf{k}0} - E_{n_0 L^d}^{\mathbf{0}0}) \quad (349)$$

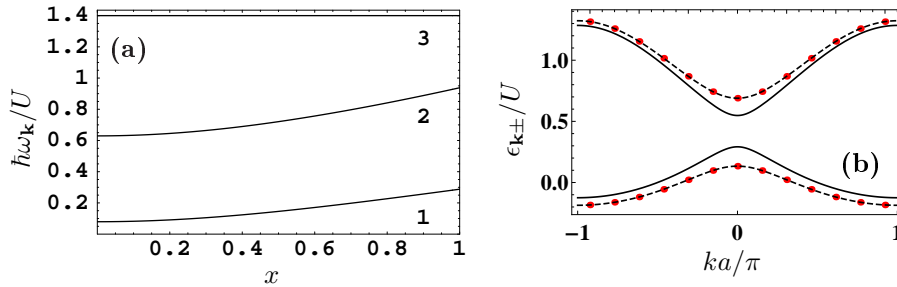


Figure 45: (color online) Excitation spectrum of the Mott insulator. (a) First three branches $\hbar\omega_{\mathbf{k}-}$ (1), $\hbar\omega_{\mathbf{k}+}$ (2) and $\hbar\omega_{\lambda=0}$ (3) of the excitations spectrum of the MI for $\mu/U = 1.2$ and $2dJ/U = 0.05$, which corresponds to $n_0 = 2$ [Eqs. (344), (347)]. (Reproduced from Ref. [374], ©2011 American Physical Society.) (b) Energies of particle and hole excitations (348) calculated for $J/U = 0.08$ in one-dimensional lattice in the case of unit filling. Solid lines – mean-field theory [Eq. (344)], dashed lines – strong-coupling expansion [Eqs. (283), (284)], dots – exact diagonalization for $N = L = 13$.

calculated by exact diagonalization and strong-coupling expansion for $n_0 = 1$ and $d = 1$. We see that the strong-coupling expansion of the 6th order is in perfect agreement with the exact numerical results. The mean-field theory based on the Gutzwiller ansatz gives qualitatively correct predictions but underestimates the gap for the particle-hole excitations.

The boundary between the SF and MI phases is determined from the disappearance of the gap in the excitation spectrum, i.e., when $\omega_{\mathbf{0}-} = 0$. Under this condition, we recover the critical ratio (329). For $J/U > (J/U)_c$, the lowest frequency $\omega_{\mathbf{0}-}$ in Eq. (344) becomes negative leading to a negative expression for Eq. (340), so that the Mott-phase solution (330) does not correspond to the ground state anymore.

The excitation spectrum has peculiar features on the boundary between the MI and SF. For $(J/U)_c = (J/U)_c^{\max}$, the excitation energies (344) can be rewritten as

$$\hbar\omega_{\mathbf{k}\pm} = \left[\sqrt{n_0(n_0+1)} U \epsilon_{\mathbf{k}} + \frac{\epsilon_{\mathbf{k}}^2}{4} \right]^{1/2} \pm \frac{\epsilon_{\mathbf{k}}}{2}. \quad (350)$$

For small $|\mathbf{k}|$, the two branches are degenerate and have linear dependence $\omega_{\mathbf{k}\pm} = c_s^{\text{tip}} |\mathbf{k}|$ with the sound velocity

$$c_s^{\text{tip}} = \frac{U}{\hbar\sqrt{d}} \frac{\sqrt{n_0+1} - \sqrt{n_0}}{\sqrt{2}} [n_0(n_0+1)]^{1/4} \quad (351)$$

expressed in units of the number of sites per second. For other points on the boundary, i.e., $(J/U)_c < (J/U)_c^{\max}$, no degeneracy appears and the sound velocity vanishes leading to the quadratic dispersion $\omega_{\mathbf{k}\pm} \sim \mathbf{k}^2$ for small $|\mathbf{k}|$.

From the expression for the excitation energies (344) one can obtain the values of the mean-field critical exponents for the MI-SF phase transition. According to the scaling theory [47], the energy gap should be proportional to $|t - t_c|^{z\nu}$, where t is a control parameter which approaches its critical value t_c , z is the dynamical critical exponent and ν is the critical exponent of the correlation length.

First we consider the transition at fixed J/U under variation of the particle number. In this case, the role of the control parameter is played by μ . Since the energies $\hbar\omega_{\mathbf{k}\pm}$ in Eq. (344) are linear functions of μ , we get $z\nu = 1$ which is consistent with the fact that $z = 2$ and $\nu = 1/2$.

Now we consider the transition at fixed particle number controlled by the ratio J/U . Using Eqs. (344), (332), we can write the expression for the total energy required to create one particle-hole excitation at $\mathbf{k} = \mathbf{0}$ in the form

$$\hbar\omega_{\mathbf{0}-} + \hbar\omega_{\mathbf{0}+} = U \left[4\sqrt{n_0(n_0+1)} + \tilde{J}_c - \tilde{J} \right]^{1/2} \left(\tilde{J}_c - \tilde{J} \right)^{1/2}, \quad (352)$$

where $\tilde{J} = 2dJ/U$. When \tilde{J} is close to \tilde{J}_c , the excitation energy is well approximated by the lowest-order term

$$\hbar\omega_{\mathbf{0}-} + \hbar\omega_{\mathbf{0}+} \approx 2U [n_0(n_0+1)]^{1/4} \left(\tilde{J}_c - \tilde{J} \right)^{1/2}, \quad (353)$$

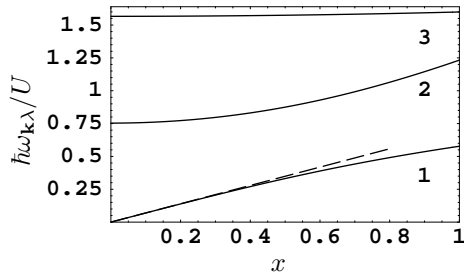


Figure 46: First three branches $\hbar\omega_{\mathbf{k},\lambda}$ ($\lambda = 1, 2, 3$) of the excitations spectrum of the SF for $\mu/U = 1.2$ and $2dJ/U = 0.15$. The straight dashed line represents the linear approximation with the sound velocity (356). (Reproduced from Ref. [374], ©2011 American Physical Society.)

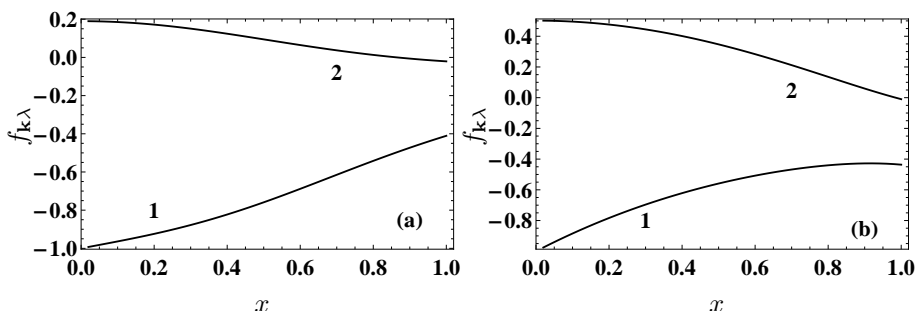


Figure 47: Flatness parameter (355) for $\mu/U = 1.2$ and $2dJ/U = 0.15$ (a), 1 (b).

which gives $z\nu = 1/2$. This is consistent with the result $z = 1$, $\nu = 1/2$ for the classical XY-model in the dimensions larger than three.

10.3.2. Superfluid

In the SF phase, the eigenvalue problem (338) is solved using the numerical values of $c_n^{(0)}$ for each J/U and μ/U . The energies of the lowest-energy excitations are shown in Fig. 46. The excitation spectrum consists of several branches which form a band structure. We note that only the first two lowest-energy branches have a strong dependence on \mathbf{k} . In the complex plane ($\text{Re}(\psi)$, $\text{Im}(\psi)$) different modes correspond to the motion around $\psi^{(0)} \neq 0$ on the ellipses with the axes

$$b'_{\mathbf{k}\lambda} = |\mathcal{U}_{\mathbf{k}\lambda} + \mathcal{V}_{\mathbf{k}\lambda}^*|, \quad b''_{\mathbf{k}\lambda} = |\mathcal{U}_{\mathbf{k}\lambda} - \mathcal{V}_{\mathbf{k}\lambda}^*|. \quad (354)$$

In order to distinguish between different modes, it is convenient to introduce a flatness parameter [384]

$$f_{\mathbf{k}\lambda} = (b'_{\mathbf{k}\lambda} - b''_{\mathbf{k}\lambda}) / (b'_{\mathbf{k}\lambda} + b''_{\mathbf{k}\lambda}), \quad |f_{\mathbf{k}\lambda}| \leq 1. \quad (355)$$

In contrast to the MI, the lowest branch has no gap. It is a Goldstone mode that appears due to the spontaneous breaking of the U(1) symmetry. The flatness parameter (355) for this mode is negative which is interpreted as phase-like oscillations [384, 385]. As is shown in Fig. 48, the amplitude of the total-density wave is larger than the amplitude of the condensate-density wave for this mode. A value greater than unity for the ratio $\mathcal{A}_{\mathbf{k}1}/\mathcal{B}_{\mathbf{k}1}$ means that the condensed part and the normal part oscillate in phase.

The lowest-energy branch has a linear form $\omega_{\mathbf{k},1} = c_s^0 |\mathbf{k}|$ for small \mathbf{k} with the sound velocity given by [374]

$$c_s^0 = \sqrt{\frac{2J}{\kappa}} \left| \psi^{(0)} \right| / \hbar, \quad (356)$$

where κ is the compressibility (82). This result proves that the Gutzwiller approximation is *gapless*.

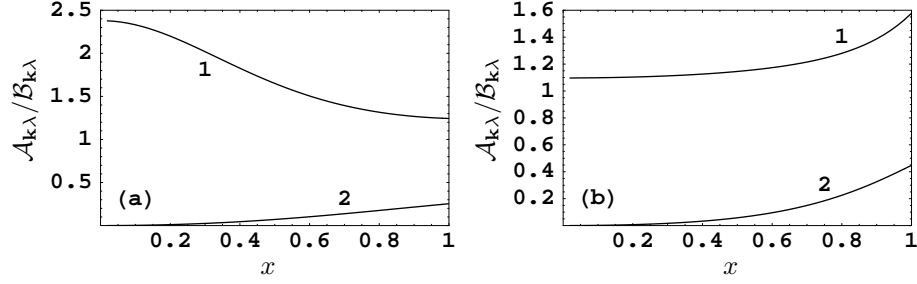


Figure 48: $A_{\mathbf{k}\lambda}/B_{\mathbf{k}\lambda}$ for $\mu/U = 1.2$ and $2dJ/U = 0.15$ (a), 1 (b). (Reproduced from Ref. [374], ©2011 American Physical Society.)

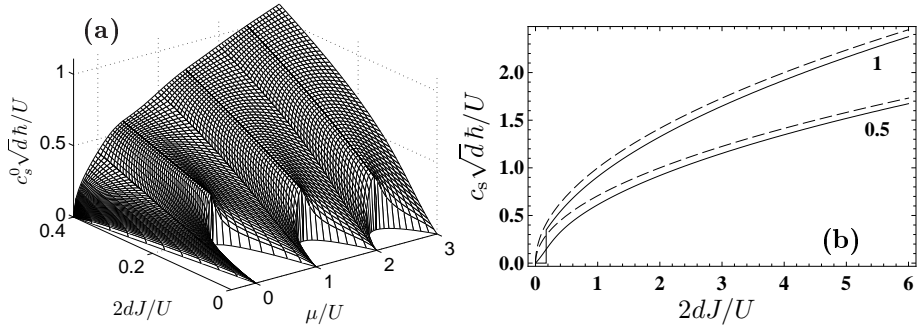


Figure 49: (a) Sound velocity calculated numerically from Eq. (356). Note the discontinuities at the points $[(J/U)_c^{\max}, (\mu/U)_c]$ described by Eq. (351). (Reproduced from Ref. [374], ©2011 American Physical Society.) (b) Comparison of the sound velocity calculated numerically from Eq. (356) (solid lines) with the analytical expression (358) (dashed lines) for $\langle \hat{n}_1 \rangle = 0.5, 1$.

Fig. 49 shows the dependence of the sound velocity on μ and J calculated numerically using Eq. (356). If we approach the boundary of the MI, the sound velocity goes to zero everywhere except the tips of the lobes, where it is perfectly described by Eq. (351). This behavior can be understood considering the properties of $\psi^{(0)}$ and κ . If we approach the SF-MI transition from the SF part of the phase diagram, the order parameter $\psi^{(0)}$ tends always continuously to zero. The compressibility κ reaches a finite value at every point of the boundary except the tips of the MI-lobes where it tends continuously to zero such that the ratio $\psi^{(0)}/\sqrt{\kappa}$ is finite. Therefore, the sound velocity vanishes at any point of the phase boundary except the tips of the lobes [47, 77].

For a weakly interacting gas ($U \ll J$), $|\psi^{(0)}|^2 \approx \langle \hat{n}_1 \rangle$ and $\kappa \approx 1/U$. In this limit, we recover the Bogoliubov dispersion relation

$$\hbar\omega_{\mathbf{k}}^{\text{B}} = \sqrt{\epsilon_{\mathbf{k}}(\epsilon_{\mathbf{k}} + 2U\langle \hat{n}_1 \rangle)} \quad (357)$$

and the expression for the sound velocity [386, 387],

$$c_s^{\text{B}} = \sqrt{2JU\langle \hat{n}_1 \rangle}/\hbar. \quad (358)$$

A comparison with the exact numerical values calculated according to Eq. (356) shows that the approximation (358) overestimates the sound velocity and predicts completely different behavior at small tunneling rates and integer fillings [see Fig. 49(b)].

In the opposite limit ($J \ll U$), the sound velocity is given by [374]

$$c_s^0 = 2J(n_0 + 1)\sqrt{2d(\langle \hat{n}_1 \rangle - n_0)(n_0 + 1 - \langle \hat{n}_1 \rangle)}/\hbar. \quad (359)$$

It vanishes at $\langle \hat{n}_1 \rangle = n_0, n_0 + 1$ and takes maximal values at $\langle \hat{n}_1 \rangle = n_0 + 1/2$. This qualitative behavior is the same as in the case of hard-core bosons in 1D, where the sound velocity is given by Eq. (233).

Experimentally the speed of sound can be measured with the aid of an external potential which creates a density perturbation of the gas [388, 389]. Corresponding numerical simulations of the sound waves propagation for the lattice Bose gas were performed within the framework of the mean-field theory on the basis of the DGPE [386] as well as GE [374] and show perfect agreement with Eqs. (358) and (356), respectively. Exact numerical simulations for soft-core bosons in 1D were also done making use of the DMRG method [355].

Another possibility is to employ the Bragg spectroscopy which gives an access to the momentum-resolved excitation spectrum. The experimental data for the lowest excitation branch of the superfluid obtained in Ref. [40] agree qualitatively very well with Eq. (357). However, the energies for small momenta appear to be slightly underestimated and for high momenta overestimated which might be an indication that the calculations beyond the Bogoliubov theory are needed in this regime.

Higher modes ($\lambda \geq 2$) have gaps that grow with the increase of J . For the second mode ($\lambda = 2$), the flatness parameter (355) is positive (see Fig. 47). This type of excitations corresponds to the amplitude-like oscillations of the order parameter which is called ‘Higgs’ amplitude mode [383, 385, 390]. The amplitude of the total-density wave is much less than that of the condensate-density wave (see Fig. 48) meaning that the oscillations of the condensate and normal components are out-of-phase. The properties of this mode have been studied in details in the context of the Bose-Hubbard model within the framework of the mean-field theory [76, 77, 374, 383, 385, 390–395] and in quantum Monte Carlo calculations [396–398]. It was experimentally observed with the aid of Bragg spectroscopy in the non-linear regime [390] and with lattice modulation in the linear-response regime [384]. However, the DMRG calculations of the dynamic structure factor in one dimension did not reveal any distinct gapped modes in the superfluid phase [250, 399].

10.4. Bragg scattering

Within the Gutzwiller approximation, the susceptibility in the lattice version of Eq. (116) can be written in the form [374]

$$\chi(\mathbf{k}, \omega) = \frac{2}{\hbar} \sum_{\lambda} \frac{\chi_{\mathbf{k}\lambda} \omega_{\mathbf{k}\lambda}}{(\omega + i0)^2 - \omega_{\mathbf{k}\lambda}^2}, \quad (360)$$

where λ denotes various excitation branches discussed in the previous section associated to the eigenvalues $\omega_{\mathbf{k}\lambda}$ and the corresponding amplitude of the Bragg scattering is determined by the amplitude of the density wave (342) as

$$\chi_{\mathbf{k}\lambda} = |\mathcal{A}_{\mathbf{k}\lambda}|^2. \quad (361)$$

The dependences of $\chi_{\mathbf{k},\lambda}$ on the variable x defined by Eq. (339) for the excitation branches with $\lambda = 1, 2, 3$ in the SF phase are shown in Fig. 50. For the chosen values of parameters, only the two lowest branches display noticeable amplitudes. In the long-wavelength limit, only the lowest mode has a nonvanishing amplitude

$$\chi_{\mathbf{k},1} \stackrel{\mathbf{k} \rightarrow \mathbf{0}}{=} \frac{\kappa}{2} c_s^0 |\mathbf{k}|. \quad (362)$$

Similar results have been also obtained in Ref. [383]. However, the calculations in Ref. [383] are valid only close to the boundaries of the MI-SF phase transition because the occupation numbers n in Eq. (320) were restricted to $n = n_0, n_0 \pm 1$. In Fig. 51 instead, we see that the amplitude for the third excitation branch as well as for the second one can become significant at certain densities.

As in the case of a Bose gas in continuum, the sum rules (136), (139), (141) allow us to deduce the static structure factor. We find indeed

$$\tilde{S}_0(\mathbf{k}) = \sum_{\lambda} \chi_{\mathbf{k},\lambda} \stackrel{\mathbf{k} \rightarrow \mathbf{0}}{=} \frac{\kappa}{2} c_s^0 |\mathbf{k}|. \quad (363)$$

This result shows an interesting feature of the sum-rule approach. Starting from the lowest-order Gutzwiller approximation that does not contain any correlation, the two-point correlation function is determined as a

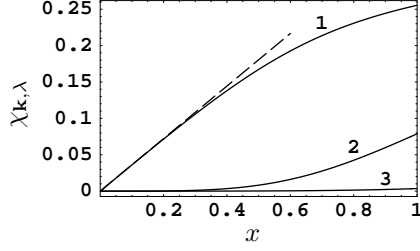


Figure 50: Transition amplitudes $\chi_{\mathbf{k},\lambda}$ associated with the transition frequency $\omega_{\mathbf{k},\lambda}$ for the lowest excitation branches ($\lambda = 1, 2, 3$) and for $\mu/U = 1.2$ and $2dJ/U = 0.15$. The dashed line corresponds to the approximation (362). (Reproduced from Ref. [374], ©2011 American Physical Society.)

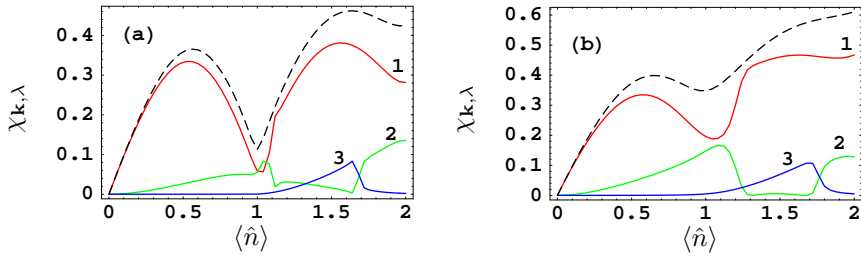


Figure 51: (color online) Transition amplitudes $\chi_{\mathbf{k},\lambda}$ versus the density for the first excitation branches ($\lambda = 1, 2, 3$) and for $x = 1$ and $2dJ/U = 0.2$ (a), 0.3 (b). Dashed lines show the static structure factor $\tilde{S}_0(\mathbf{k})$. (Reproduced from Ref. [374], ©2011 American Physical Society.)

next-order contribution. Similarly, starting from the time-dependent DGPE, an analogous procedure has been successfully used to recover the static structure factor predicted from the Bogoliubov theory [171, 400].

In the MI phase, the Gutzwiller approximation does not allow us to observe any branches since $\chi_{\mathbf{k},\lambda} \equiv 0$. No Bragg response is possible, although the excitations exist in the mean-field approach. In order to allow a nonvanishing response, correlations between different sites should be included, which goes beyond the Gutzwiller approximation [383, 401]. In such a description, excitations in the Bragg process are created as particle-hole pairs [383, 401, 402]. However, the latter appears to be of the second order in the inverse of coordination number $Z = 2d$ [401, 403–405] and, therefore, is not taken into account by the standard Gutzwiller ansatz.

10.5. One-particle Green's function

In the context of the Gutzwiller approximation, the one-particle Green's function can be determined as a linear response to the perturbation [374]

$$\hat{H}'(t) = \sum_{\mathbf{l}} \eta_{\mathbf{k},\omega} e^{i(\mathbf{k}\cdot\mathbf{x}_1 - \omega t)} \hat{a}_{\mathbf{l}}^\dagger + \text{h.c.}, \quad (364)$$

which explicitly breaks the U(1) symmetry. This induces fluctuations of the order parameter,

$$\begin{pmatrix} \psi_1 - \psi^{(0)} \\ \psi_1^* - (\psi^{(0)})^* \end{pmatrix} = \underline{\underline{G}}(\mathbf{k}, \omega) \cdot \begin{pmatrix} \eta_{\mathbf{k},\omega} e^{i(\mathbf{k}\cdot\mathbf{x}_1 - \omega t)} \\ \eta_{\mathbf{k},\omega}^* e^{-i(\mathbf{k}\cdot\mathbf{x}_1 - \omega t)} \end{pmatrix}. \quad (365)$$

The proportionality term is the one-particle 2×2 matrix Green's function with the general expression

$$\underline{\underline{G}}(\mathbf{k}, \omega) = \sum_{\lambda} \frac{g_{\mathbf{k},\lambda}}{\omega + i0 - \omega_{\mathbf{k},\lambda}}, \quad (366)$$

where the matrix transition amplitude is defined as

$$\underline{g}_{\mathbf{k},\lambda} = \begin{pmatrix} |\mathcal{U}_{\mathbf{k},\lambda}|^2 & \mathcal{U}_{\mathbf{k},\lambda}\mathcal{V}_{\mathbf{k},\lambda} \\ \mathcal{V}_{\mathbf{k},\lambda}^*\mathcal{U}_{\mathbf{k},\lambda}^* & |\mathcal{V}_{\mathbf{k},\lambda}|^2 \end{pmatrix} \quad (367)$$

and the functions $\mathcal{U}_{\mathbf{k},\lambda}$, $\mathcal{V}_{\mathbf{k},\lambda}$ are determined by Eq. (341).

In the MI phase, matrix $\underline{g}_{\mathbf{k},\lambda}$ is diagonal and according to Eqs. (341), (345) its nonvanishing entries are given by

$$|\mathcal{V}_{\mathbf{k}-}|^2 = \frac{1}{2} \left[\frac{(2n_0 + 1)U - J_{\mathbf{k}}}{\sqrt{U^2 - 4J_{\mathbf{k}}U(n_0 + \frac{1}{2}) + J_{\mathbf{k}}^2}} - 1 \right], \quad |\mathcal{U}_{\mathbf{k}+}|^2 = |\mathcal{V}_{\mathbf{k}-}|^2 + 1. \quad (368)$$

Thus, the time-dependent Gutzwiller approach allows to recover the results previously established in the context of quantum field theory [76, 402]. The spectral weight $|\mathcal{V}_{\mathbf{k}-}|^2$ of the hole branch yields the quasi-momentum distribution [76, 124]. For $J = 0$, $|\mathcal{V}_{\mathbf{k}-}|^2 = n_0$ in agreement with Eq. (335), but for any finite $J < J_c$ it has maxima at the vectors of the reciprocal lattice $\mathbf{k} = \frac{2\pi}{a}\mathbf{q}$ which grow as we approach the critical point.

10.6. Finite-temperature phase diagram

At finite temperature, the expectation values of the operators are calculated for the thermal state and the definition of the order parameter ψ_1 should be generalized as

$$\bar{\psi}_1 = \mathcal{Z}_1^{-1}(\mu) \sum_{s_1} \exp\left(-\frac{E_{s_1}}{k_B T}\right) \psi_{s_1}, \quad (369)$$

where ψ_{s_1} 's are defined by Eq. (321) for a particular state $|s_1\rangle$ with the eigenvalue of the local mean-field Hamiltonian (319) in the grand-canonical ensemble and $\mathcal{Z}_1(\mu)$ is the corresponding partition function. In the homogeneous case, all the $\bar{\psi}_1$ are equal to each other. The region in the (μ, J) plane with vanishing $\bar{\psi}$ is described by the equation [406, 407]

$$\frac{2dJ}{U} \mathcal{Z}_0^{-1}(\mu) \sum_{n=0}^{\infty} \frac{(1 + \mu/U) \exp\left(-\frac{E_n - \mu n}{k_B T}\right)}{(n - \mu/U)(\mu/U - n + 1)} < 1, \quad (370)$$

where the partition function $\mathcal{Z}_0(\mu)$ and the energies E_n are exactly the same as in the absence of hopping [see Eq. (179)]. In the limit of vanishing temperature, Eq. (370) reduces to (329).

The boundaries of the superfluid-insulator transition described by Eq. (370) are shown in Fig. 52 for different temperatures. The size of the insulating regions grows with temperature and the topology is the same as in QMC simulations [see Fig. 28(a)]. The insulating region is divided into two parts, MI and normal gas, separated by the crossover lines determined from the condition that the compressibility is fixed by a small arbitrary number. In the mean-field approximation, the latter is given by

$$\kappa = (\langle \hat{n}_1^2 \rangle - \langle \hat{n}_1 \rangle^2) / (k_B T) \quad (371)$$

which follows from Eq. (83) if we neglect correlations of the particle numbers at different sites. Since in the mean-field theory the properties of the insulator do not depend on J , the crossover lines are parallel to the J/U axis in contrast to the QMC calculations.

Eq. (370) allows also to determine the critical temperature T_c of the superfluid-insulator transition. For a given filling $\langle \hat{n}_1 \rangle$, the chemical potential can be eliminated with the aid of Eqs. (180), (181) and the result for T_c is shown in Fig. 53. In the case of unit filling, the dependence of T_c on U is qualitatively similar to that obtained in QMC calculations in three dimensions (see Fig. 29). However, the mean-field theory predicts larger values of T_c compared to QMC and cannot reproduce correctly the ideal-gas limit ($k_B T_c / J = 5.591$).

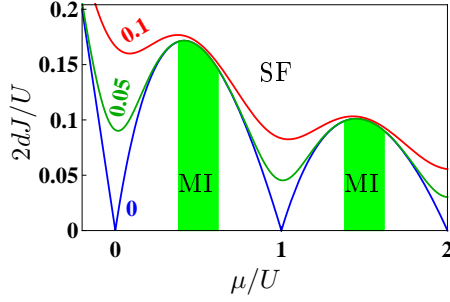


Figure 52: (color online) Finite-temperature mean-field phase diagram. The boundaries of the superfluid-insulator transition (370) are shown by solid lines for $k_B T/U = 0$ (blue), 0.05 (green), 0.1 (red). Green stripes are the MI regions for $k_B T/U = 0.05$ obtained from the requirement $\kappa U < 0.01$. Outside of the stripes within the insulating phase we have a normal gas.

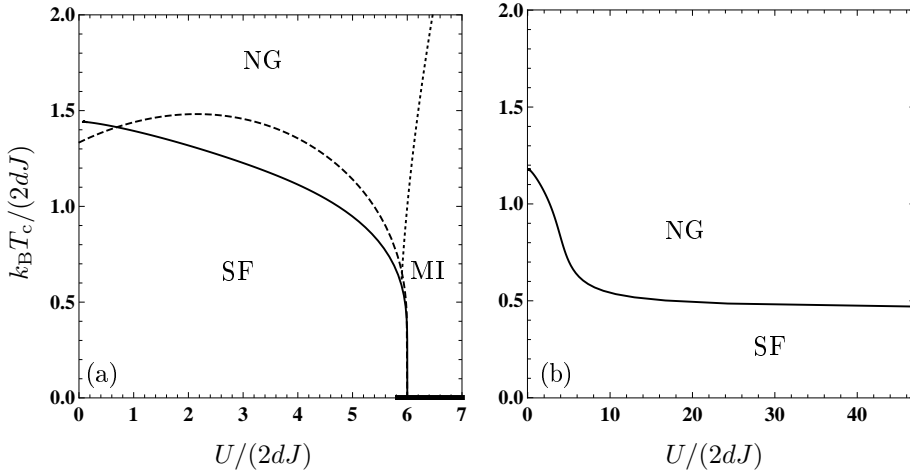


Figure 53: Critical temperature of the superfluid-insulator transition for the filling factor $\langle \hat{n}_1 \rangle = 1$ (a), 0.75 (b). Solid lines are numerical solutions of Eqs. (370), (180), (181). Dashed line in panel (a) is approximate analytical solution (372) obtained within the slave-boson approach [340]. Dotted line in panel (a) is the crossover line between the MI and normal gas determined from the condition $\Delta = \hbar\omega_{0+} + \hbar\omega_{0-} = k_B T_c$, where $\hbar\omega_{0\pm}$ are the energies of particle and hole excitations (344), see also Refs. [339, 341].

Other versions of the mean-field theory yield somewhat different results for the critical temperature. For instance, if the occupation numbers are first restricted to $n_0, n_0 \pm 1$ and then the mean-field approximation is applied, the critical temperature becomes lower, although the behavior of $T_c(U)$ remains qualitatively the same [341]. Different form of $T_c(U)$ was obtained in the slave-boson approach, where $T_c(U)$ has a maximum [340]. If the occupation numbers are again restricted to $n_0, n_0 \pm 1$, the latter approach gives an analytical expression [340]

$$\frac{k_B T_c}{2dJ} = \frac{\tilde{U}}{2} \ln^{-1} \frac{[\tilde{U} - 8(2n_0 + 1)][\tilde{U} + 2n_0 + 1]}{[\tilde{U} - 2(2n_0 + 1)][\tilde{U} + 4(2n_0 + 1)]}, \quad \tilde{U} = \frac{U}{2dJ}. \quad (372)$$

This result is also shown in Fig. 53(a) for comparison.

10.7. Quantum solitons

Superfluid phase of the ultracold bosons in optical lattices far from the transition into the MI is well described by the DGPE (326) if the lattice is deep or by its continuum counterpart [171] in the case of

shallow lattices. One of the remarkable features of these equations is that they allow soliton solutions in analogy to nonlinear optics [408]. This has triggered theoretical interest in discrete (lattice) solitons in the context of ultracold atoms [409, 410], and has led to the seminal observations of gap solitons, i.e., lattice solitons with repulsive interactions, but with an appropriate dispersion management [411].

While most of the studies of solitons were concentrated on their classical aspects, more recently, considerable interest has been devoted to the effect of thermal noise [410, 412], quantum properties of solitons, and the role of quantum fluctuations [413]. The latter may cause filling up of the dark soliton core in the quantum detection process, as was shown using the Bogoliubov-de Gennes equations [414]. The same method was also employed to study the stability of solitons [381, 415, 416], excitations caused by the trap opening [417], and entanglement generation in collisions of two bright solitons [418]. A noisy version of the standing bright solitons was studied using the exact diagonalization and quantum Monte Carlo method [419]. Bright solitons in 1D were considered in Ref. [417], where exact Lieb-Liniger solutions were used to calculate the internal correlation function of the particles positions. Making use of the DGPE, and the time-evolving block decimation algorithm [420] it was demonstrated that quantum effects cause the soliton to fill in, and that soliton collisions become inelastic [421–423]. In the next section, we consider the properties of the discrete dark solitons near the SF-MI transition within the framework of the Gutzwiller mean-field theory.

10.7.1. Standing modes

In the present section, we consider low-energy excited states, where the coefficients c_{ln} as well as the order parameters ψ_l depend only on one spatial direction ν . Without loss of generality, we can assume that this is $\nu = 1$. Then

$$\psi_{l\pm\mathbf{e}_\nu} = \begin{cases} \psi_{l\pm 1} & , \text{ if } \nu = 1, \\ \psi_l & , \text{ if } \nu > 1. \end{cases} \quad (373)$$

We are interested in the stationary solutions of Eqs. (323)

$$\begin{aligned} c_{ln}(t) &= c_{ln}^{(0)} \exp(-i\omega_l t) , \\ \hbar\omega_l &= -2J \left[\psi_{l-1}^{(0)} + \psi_{l+1}^{(0)} + 2(d-1)\psi_l^{(0)} \right] \psi_l^{(0)} + \sum_{n=0}^{\infty} \left[\frac{U}{2}n(n-1) - \mu n \right] |c_{ln}^{(0)}|^2 , \end{aligned} \quad (374)$$

where $\psi_l^{(0)}$ is determined by the coefficients $c_{ln}^{(0)}$ according to Eq. (321). We require that the condensate order parameter $\psi_l^{(0)}$ is an antisymmetric function with respect to the middle point of the lattice l_0 . These are the kink states which can be treated as standing dark solitons. In contrast to the ground state discussed in Sec. 10.2, all the quantities which describe the solitons are labeled by the site index l .

In general, one has to distinguish between the two cases: when the middle point l_0 is on the lattice site (on-site modes) and in the middle of two neighboring sites (off-site modes). The two modes have different energies, and the difference defines the Peierls-Nabarro barrier [424, 425], which may affect the mobility of solitons. In addition, the stability of the on-site and off-site modes can in general be different, as it will be shown in the next section.

We consider first the SF phase. Typical behavior of the kink modes with the lowest energy is displayed in Fig. 54 [379]. The mean occupation numbers $\langle \hat{n}_l \rangle$ calculated according to Eq. (322) are shown in (a) and (c), while (b) and (d) give the associated $\psi_l^{(0)}$ defined by Eq. (321). The individual curves correspond to different tunneling rates J . Far from the middle point of the lattice, $\langle \hat{n}_l \rangle$ as well as $\psi_l^{(0)}$ tend to the same values as in the ground state. Near the middle point, on the other hand, they have nontrivial position dependence.

For the considered chemical potential, $\mu/U = 1.2$, the MI-SF transition occurs according to Eq. (329) at $2d(J/U)_c \approx 0.0727$. Much above this value, $\langle \hat{n}_l \rangle$ has only one extremum which is a global minimum. It is doubly degenerate in the case of the off-site modes [Fig. 54(a), curves (i)-(iii); Fig. 54(c), curve (i)]. Expectedly, these solutions reproduce the well-known standing soliton of the DGPE [424, 425]. For smaller values of J , when we come closer to the phase boundary, the global minimum turns into a maximum [Fig. 54(a), curve (iv); Fig. 54(c), curves (ii)-(iv)]. For the off-site modes, this maximum is always a global

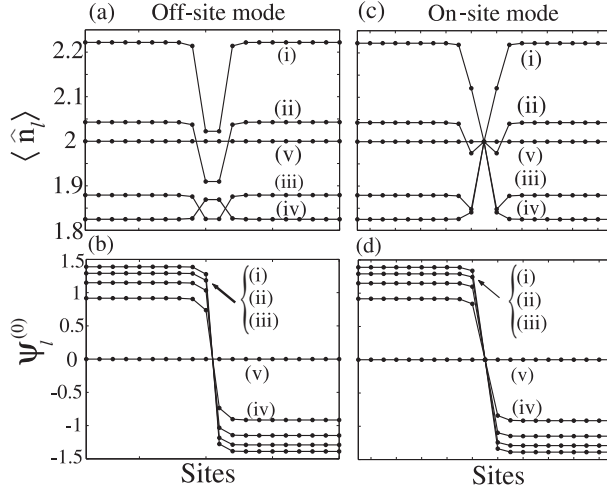


Figure 54: Mean number of atoms $\langle \hat{n}_l \rangle$ (a) and (c), and mean-field order parameter $\psi_l^{(0)}$ (b) and (d). The scaled chemical potential $\mu/U = 1.2$ and the tunneling rates $2dJ/U$: 0.7 (i), 0.5 (ii), 0.3 (iii), 0.15 (iv), and 0.05 (v). (Reproduced from Ref. [379], ©2010 American Physical Society.)

extremum. In the case of the on-site modes, the maximum of $\langle \hat{n}_l \rangle$ is either a global extremum [Fig. 54(c), curve (iv)] or a local one which is accompanied by side minima [Fig. 54(c), curves (ii), (iii)]. Contrary to the results deep in the SF region, these types of the atomic distributions cannot be described by the DGPE. Similar features were also found for vortices [378, 426, 427] and the underlying physical mechanism is essentially the same.

The existence of the modes with maxima and minima of $\langle \hat{n}_l \rangle$ can be easier understood in the case of on-site modes. Let us assume that $\langle \hat{n}_l \rangle \in (n_0 - 0.5, n_0 + 0.5)$, where n_0 is a natural number including zero. Since $\psi_{l=l_0}^{(0)} \equiv 0$, the number of bosons at site l_0 is fixed by some integer (local Mott insulator). From the minimization of the interaction energy, it follows that this integer coincides with n_0 which is either larger or smaller than $\langle \hat{n}_l \rangle$. This leads to the two types of solutions. For the off-site modes the situation is more involved but qualitative picture remains the same.

In order to have a better understanding of the modes with the maxima of $\langle \hat{n}_l \rangle$, we depict in Fig. 55 a (μ, J) -diagram identifying the various types of solutions. The anomalous regions where $\langle \hat{n}_l \rangle$ attains a global maximum are almost the same for the off-site and on-site modes. They are, to a very good approximation, located in the “hole” areas of the (μ, J) -plane as displayed in Fig. 44, and hence, the corresponding modes can be interpreted as dark solitons of holes. The anomalous regions of the on-site modes which have minima of $\langle \hat{n}_l \rangle$ near the middle lattice point are located in the intermediate regions between particle and hole-areas and can thereby be interpreted as a mixture of dark solitons of holes and particles. With the increase of the filling factor the size of the MI lobes as well as of the anomalous regions decrease.

In the MI phase, there is only trivial solution $\psi_l^{(0)} \equiv 0$, i.e., soliton modes do not exist. This follows from the fact that in the Gutzwiller ansatz, the excited states of the MI are products of local Fock states, where the occupation numbers n_l can be locally different from the homogeneous filling n_0 . As a consequence, all $\psi_l^{(0)}$ must identically vanish and no soliton solutions are therefore possible within these parameter regimes.

Experimentally, dark (or gray) solitons are typically created via a phase-imprinting method [428, 429]. Initially ($t = 0$) the system of atoms is assumed to be in its ground state. During a short time t_{imp} one applies a spatially dependent potential on top of the lattice. In the Bose-Hubbard Hamiltonian, it is described by the term $\sum_l \epsilon_l \hat{a}_l^\dagger \hat{a}_l$. If the time t_{imp} is much shorter than other characteristic time scales, from Eqs. (323) we get that the additional term induces a shift in the phase of the atomic states

$$c_{ln}(t_{\text{imp}}) = c_n^{(0)} \exp(-i\phi_{ln}) , \quad \psi_l(t_{\text{imp}}) = \psi^{(0)} \exp(-i\phi_l) . \quad (375)$$

For the creation of dark solitons it is appropriate to choose a hyperbolic tangent imprinting potential, such

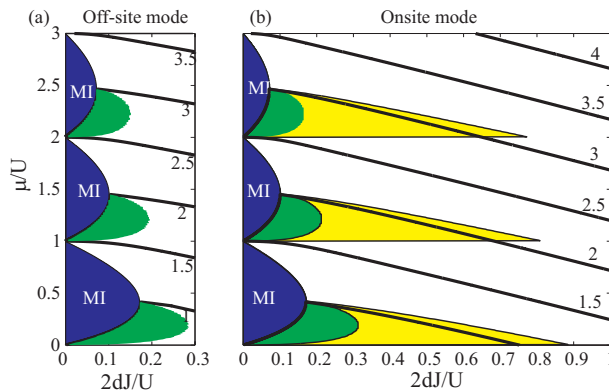


Figure 55: (a) *Off-site modes*. Dark (blue) areas show the first three MI zones ($n_0 = 1, 2, 3$). Gray (green) areas indicate the regions where the off-site modes have a global maximum of $\langle \hat{n}_l \rangle$ at the middle lattice sites around l_0 , see curve (iv) of Fig. 54 (a). In the rest part of the diagram, $\langle \hat{n}_l \rangle$ has only one extremum and takes the minimal value at the middle sites, see curves (i), (ii), (iii) of Fig. 54 (a). The lines of constant $\langle \hat{n} \rangle$ corresponding to the ground-state densities are shown as well and labeled by the numerical values. (b) *On-site modes*. Gray (green) areas depict the regions where the on-site modes have a global maximum of $\langle \hat{n}_l \rangle$ at the middle lattice site l_0 , (in these regions $\langle \hat{n}_l \rangle$ has only one extremum which is a global maximum), see curve (iv) of Fig. 54 (c). In the light-gray (yellow) areas, the on-site modes have side minima near the maximum of $\langle \hat{n}_l \rangle$, see curves (ii) and (iii) of Fig. 54 (c). In the rest part of the diagram, $\langle \hat{n}_l \rangle$ has only one extremum and takes the minimal value at the middle site, see curve (i) of Fig. 54 (c). (Reproduced from Ref. [379], ©2010 American Physical Society.) (For interpretation of the references to colour in this figure legend, the reader is referred to the web version of this article.)

that

$$\phi_l = \frac{\epsilon_l t_{\text{imp}}}{\hbar} = \frac{\Delta\phi}{2} \left[1 + \tanh \left(\frac{l - l_0}{0.45 l_{\text{imp}}} \right) \right], \quad (376)$$

where l_0 is the middle point of the lattice. Here, l_{imp} is the width of the interval around $l = l_0$ where $\phi_l/\Delta\phi$ grows from 0.1 to 0.9, and $\Delta\phi$ is the amplitude of the imprinted phase [430]. Apart from the moving gray soliton, the phase imprinting also induces a density wave propagating in the opposite direction to the soliton, which appears due to the impulse imparted by the imprinting potential [428–430]. Numerical simulations performed in Ref. [379] according to this procedure show that the form of the propagating dark solitons becomes qualitatively different from those predicted by the DGPE if the system parameters are in the green (gray) regions of Fig. 55, where the standing solitons have global maxima of $\langle \hat{n}_l \rangle$.

10.7.2. Stability of standing solitons

We consider small perturbation of the soliton state determined by the coefficients $c_{ln}^{(0)}$ as follows: $c_{ln}(t) = [c_{ln}^{(0)} + c_{ln}^{(1)}(t)] \exp(-i\omega_l t)$, where ω_l is given by Eq. (374) and

$$c_{ln}^{(1)}(t) = u_{ln} e^{-i\omega_l t} + v_{ln}^* e^{i\omega_l t}. \quad (377)$$

Substituting this expression into the Gutzwiller equations and keeping only linear terms with respect to u_{ln} and v_{ln} , we obtain the system of linear equations:

$$\begin{aligned} \hbar\omega u_{ln} &= \sum_{n',l'} \left(A_{nl}^{n'l'} u_{l'n'} + B_{nl}^{n'l'} v_{l'n'} \right), \\ -\hbar\omega v_{ln} &= \sum_{n',l'} \left(B_{nl}^{n'l'} u_{l'n'} + A_{nl}^{n'l'} v_{l'n'} \right), \end{aligned} \quad (378)$$

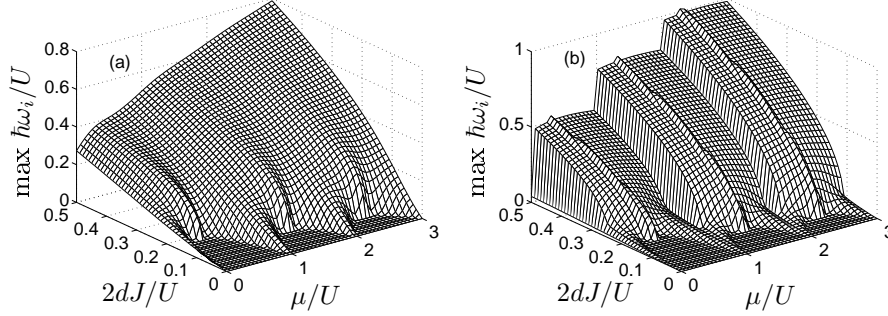


Figure 56: Maximal imaginary part of the complex eigenvalues ω for the (a) off-site and (b) on-site modes. (Reproduced from Ref. [379], ©2010 American Physical Society.)

where

$$\begin{aligned}
A_{nl}^{n'l'} &= \left[\frac{U}{2} n(n-1) - \mu n - \hbar\omega_l \right] \delta_{l',l} \delta_{n',n} - J \left[\psi_{l-1}^{(0)} + \psi_{l+1}^{(0)} + 2(d-1)\psi_l^{(0)} \right] \delta_{l',l} \left(\sqrt{n'} \delta_{n',n+1} + \sqrt{n} \delta_{n,n'+1} \right) \\
&\quad - J \left[\sqrt{n+1} \sqrt{n'+1} c_{l,n+1}^{(0)} c_{l',n'+1}^{(0)} + \sqrt{n} \sqrt{n'} c_{l,n-1}^{(0)} c_{l',n'-1}^{(0)} \right] [\delta_{l',l+1} + \delta_{l',l-1} + 2(d-1)\delta_{l',l}] , \\
B_{nl}^{n'l'} &= -J \left[\sqrt{n+1} \sqrt{n'} c_{l,n+1}^{(0)} c_{l',n'-1}^{(0)} + \sqrt{n} \sqrt{n'+1} c_{l,n-1}^{(0)} c_{l',n'+1}^{(0)} \right] [\delta_{l',l+1} + \delta_{l',l-1} + 2(d-1)\delta_{l',l}] .
\end{aligned}$$

Eqs. (378) generalize Eqs. (338) to the inhomogeneous case and are analogous to the Bogoliubov-de Gennes equations which were employed for the stability analysis of the dark solitons governed by the DGPE [381, 416].

The stationary modes are linearly stable, if all the eigenvalues $\hbar\omega$ are real. Numerical solutions of the eigenvalue problem (378) show that most of the eigenvalues are real but there are always few ones, which contain nonvanishing imaginary part ω_i . The magnitude of ω_i determines the inverse lifetime of the solitons, which can be almost equal or drastically different for the off-site and on-site modes and there is no principal difference in this respect between the normal and anomalous modes.

Figure 56 shows the maximal imaginary part of the complex eigenvalues ω which vanishes in the MI regions, where solitons do not exist, but does not vanish in the SF region. With the increase of μ and J , maximal ω_i increases for both types of soliton modes meaning that the instability grows. There is, however, one important qualitative difference between the off-site and on-site modes. For the on-site modes, there are rather small regions between the MI lobes, where ω_i is close to zero and much smaller than that for the off-site modes, i.e., the on-site solitons are much more stable. This feature has some similarity to the stability of the standing dark solitons governed by the DGPE, where it was found [381] that on-site modes are stable if the tunneling J does not exceed a certain critical value, while off-site modes are unstable for all tunnelings.

11. Spinless bosons near Feshbach resonance

Magnetic Feshbach resonances provide an important tool to tune the interaction strength in ultracold atomic gases. They found numerous applications and are often used in experiments for the observation of different phenomena, some of them were already mentioned in this review. Feshbach resonances occur when the energy of two scattering atoms is close to the energy of their molecular bound state. In essence, it is a quantum interference effect of these two states. The energy difference between the states can be controlled by an external magnetic field when the corresponding magnetic moments are different which gives a possibility of tuning. Excellent reviews on Feshbach resonances in the context of ultracold atoms were given in Refs. [34–36, 431–433]. However, the lattice problems were not addressed there and the aim of the present section is to fill this gap.

11.1. Hamiltonian

We consider a system of identical atoms, each having the mass M , in an optical lattice created by a far-detuned standing laser wave. In addition, the atoms are subject to the external magnetic field B , with $B = B_0$ corresponding to the Feshbach resonance of the width ΔB . This allows to convert pairs of atoms into molecule of mass $2M$ and there is a reverse process when a molecule dissociates into two atoms. In order to describe Feshbach resonance we adopt two-channel model with one open channel that describes asymptotically free atoms and one closed channel corresponding to the two-atom molecule [34, 434]. The model is adequate to describe an isolated (narrow) resonance.

The far-detuned optical laser field creates an effective potential not only for the atoms but also for the molecules that has the same form as for the atoms but the amplitude is doubled. Using the basis of the atomic and molecular Wannier functions $W_a(\mathbf{x})$, $W_m(\mathbf{x})$ one can derive the discrete Hamiltonian of the system. In the tight-binding approximation, the microscopic Hamiltonian is given by [435–437]

$$\begin{aligned} \hat{H}_{\text{am}} = & -J_a \sum_{\mathbf{l}} \sum_{\nu=1}^d \left(\hat{a}_{\mathbf{l}}^\dagger \hat{a}_{\mathbf{l}+\mathbf{e}_\nu} + \text{h.c.} \right) - J_m \sum_{\mathbf{l}} \sum_{\nu=1}^d \left(\hat{b}_{\mathbf{l}}^\dagger \hat{b}_{\mathbf{l}+\mathbf{e}_\nu} + \text{h.c.} \right) + \delta \sum_{\mathbf{l}} \hat{b}_{\mathbf{l}}^\dagger \hat{b}_{\mathbf{l}} \\ & + \frac{U}{2} \sum_{\mathbf{l}} \hat{a}_{\mathbf{l}}^\dagger \hat{a}_{\mathbf{l}}^\dagger \hat{a}_{\mathbf{l}} \hat{a}_{\mathbf{l}} + \tilde{g} \sum_{\mathbf{l}} \left(\hat{b}_{\mathbf{l}}^\dagger \hat{a}_{\mathbf{l}} \hat{a}_{\mathbf{l}} + \hat{a}_{\mathbf{l}}^\dagger \hat{a}_{\mathbf{l}}^\dagger \hat{b}_{\mathbf{l}} \right) + \frac{U_m}{2} \sum_{\mathbf{l}} \hat{b}_{\mathbf{l}}^\dagger \hat{b}_{\mathbf{l}}^\dagger \hat{b}_{\mathbf{l}} \hat{b}_{\mathbf{l}} + U_{\text{am}} \sum_{\mathbf{l}} \hat{a}_{\mathbf{l}}^\dagger \hat{a}_{\mathbf{l}} \hat{b}_{\mathbf{l}}^\dagger \hat{b}_{\mathbf{l}}, \end{aligned} \quad (379)$$

where $\hat{a}_{\mathbf{l}}^\dagger$ ($\hat{b}_{\mathbf{l}}^\dagger$) and $\hat{a}_{\mathbf{l}}$ ($\hat{b}_{\mathbf{l}}$) are creation and annihilation operators of a single atom (molecule) at a lattice site \mathbf{l} , $\delta = \Delta\mu(B - B_0)$ is a detuning from the Feshbach resonance. Here, $\Delta\mu$ is the difference in magnetic moments of the two atoms and a molecule. The atom-molecule conversion is determined by [432]

$$\tilde{g} = \hbar \sqrt{\frac{2\pi a_s \Delta B \Delta\mu}{M}} \int W_a^2(\mathbf{x}) W_m(\mathbf{x}) d\mathbf{x}, \quad (380)$$

where $W_a(\mathbf{x})$ and $W_m(\mathbf{x})$ are the Wannier functions for the atoms and molecules, respectively. In the three-dimensional lattice and in the Gaussian approximation [see Eq. (15)], it has the form [435, 438]

$$\tilde{g} = \hbar \sqrt{\frac{2\pi a_s \Delta B \Delta\mu}{M(2\pi a_{\text{ho}}^2)^{3/4}}}. \quad (381)$$

The on-site molecule-molecule and the atom-molecule interaction parameters U_m , U_{am} are defined by the expressions similar to that for the atomic parameter U . Due to the differences in the physical properties of the atoms and molecules discussed above, the molecular tunneling parameter J_m is much smaller than the atomic one. The Hamiltonian (379) does not conserve the number of atoms and molecules separately but the total number of the atomic constituents

$$\hat{N}_t = \sum_{\mathbf{l}} \hat{n}_{\mathbf{l}} = \sum_{\mathbf{l}} \left(\hat{a}_{\mathbf{l}}^\dagger \hat{a}_{\mathbf{l}} + 2\hat{b}_{\mathbf{l}}^\dagger \hat{b}_{\mathbf{l}} \right) \quad (382)$$

is preserved.

In the regime of small tunneling and in the case of two atomic constituents, the low-energy properties of the system can be described restricting the local Hilbert space of the Hamiltonian (379) by the states with two atoms or one molecule. This leads to the mapping on the spin-1/2 quantum Ising model [439]:

$$\hat{H}_{\text{am}} \approx \hat{H}_{\text{Ising}} = J_z \sum_{\mathbf{l}} \sum_{\nu=1}^d \hat{S}_{\mathbf{l}}^z \hat{S}_{\mathbf{l}+\mathbf{e}_\nu}^z + \sum_{\mathbf{l}} \left(h_{\parallel} \hat{S}_{\mathbf{l}}^z + h_{\perp} \hat{S}_{\mathbf{l}}^x \right) + \text{const}. \quad (383)$$

The spin operators are given by

$$\hat{S}^+ = \frac{\hat{b}^\dagger \hat{a} \hat{a}}{\sqrt{2}}, \quad \hat{S}^- = \frac{\hat{a}^\dagger \hat{a}^\dagger \hat{b}}{\sqrt{2}}, \quad \hat{S}^x = \frac{\hat{S}^+ + \hat{S}^-}{2}, \quad \hat{S}^z = \frac{\hat{b}^\dagger \hat{b} - \hat{a}^\dagger \hat{a}/2}{2}, \quad (384)$$

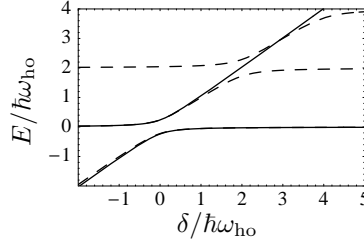


Figure 57: Eigenenergies in the case of two atoms on the same lattice site. Solid lines show the results given by Eq. (387) which correspond to the lowest-band approximation. The results for the infinite number of bands [Eq. (390)] are shown by dashed lines. $U = 0$, $2\sqrt{\pi}\tilde{g}^2/(\hbar\omega_{\text{ho}})^2 = 0.1$.

where we omitted the site index \mathbf{l} . The first term in the Hamiltonian (383) stems from the virtual hoppings of atoms and molecules between the neighboring sites and corresponds to an effective magnetic exchange interaction with the coupling constant

$$J_z = \frac{4J_a^2}{U_{\text{am}} - U} + \frac{J_m^2}{U_{\text{am}}} . \quad (385)$$

Other parameters

$$h_{\parallel} = \delta - U , \quad h_{\perp} = 2\tilde{g}\sqrt{2} \quad (386)$$

correspond to the longitudinal and transverse magnetic fields. This mapping facilitates understanding of the phase diagram of the system which will be discussed in Section 11.4.

11.2. Two atomic constituents on one lattice site

In the limit of vanishing tunneling, the Hamiltonian (379) becomes a sum of local terms. Then the on-site problem for two atomic constituents can be easily solved analytically. In this case there are two eigenmodes which are superpositions of the two-atom and molecular states with the energies

$$E_{\pm} = \frac{\delta + U}{2} \pm \sqrt{\left(\frac{\delta - U}{2}\right)^2 + 2\tilde{g}^2} , \quad (387)$$

and the probability to find a molecule is given by

$$p_{\text{m}\pm} = \frac{1}{2} \left[1 \pm \frac{\delta - U}{\sqrt{(\delta - U)^2 + 8\tilde{g}^2}} \right] . \quad (388)$$

If the system is initially prepared in the state with two atoms at each site, the probability to find a molecule will oscillate in time according to

$$p_{\text{m}\pm} = \frac{4\tilde{g}^2}{\omega^2} (1 - \cos \omega t) , \quad \omega = \frac{E_+ - E_-}{\hbar} = \sqrt{(\delta - U)^2 + 8\tilde{g}^2} . \quad (389)$$

This kind of Rabi oscillations was observed in the experiments with ^{87}Rb in deep optical lattices [438].

It is interesting to compare this solution with that obtained in Ref. [435] for two atomic constituents on one site of a deep lattice for the infinite number of bands neglecting the atom-atom interaction. In this case, each site can be described by a harmonic potential with the frequency $\hbar\omega_{\text{ho}}$ and the eigenenergies E are determined by the equation

$$E - \delta = \frac{2\sqrt{\pi}\tilde{g}^2}{\hbar\omega_{\text{ho}}} \frac{\Gamma(-E/2\hbar\omega_{\text{ho}})}{\Gamma(-E/2\hbar\omega_{\text{ho}} - 1/2)} , \quad (390)$$

where $\Gamma(x)$ is the Gamma-function. The eigenenergies given by Eq. (387) for $U = 0$ and the solutions of Eq. (390) are plotted in Fig. 57. As we see, the lower branch E_- in Eq. (387) is in excellent agreement with the lowest branch of Eq. (390) for arbitrary δ . The upper branch E_+ fails to reproduce the second branch of Eq. (390) if δ is far above the Feshbach resonance where the contribution of the second band becomes significant, remaining however in a very good agreement near the resonance and below it. This implies that the lowest-band approximation is valid if the detuning δ is less than the gap between the two lowest Bloch bands, which is the quantity of the order of $\hbar\omega_{\text{ho}}$, and/or if we are interested in the eigenmodes of the Hamiltonian (379) with the energies less than the energy of the second Bloch band. In addition, the parameters U and \tilde{g} must be much smaller than the bands separation.

11.3. Two-body eigenmodes and bound states

As in section 6.3, we consider a one-dimensional model with L lattice sites assuming that L is odd. Under periodic boundary conditions the eigenstates of the Hamiltonian (379) for two atomic constituents have the form

$$|K\Omega\rangle_{\text{am}} = |K\Omega\rangle + c_{K\Omega}^{\text{m}} \sum_{j=0}^{L-1} \left(\frac{\hat{T}}{\tau_K} \right)^j |1_{\text{m}} \underbrace{0 \dots 0}_{L-1}\rangle, \quad (391)$$

where $|K\Omega\rangle$ is the atomic part defined by Eqs. (187), (188) and $|1_{\text{m}} 0 \dots 0\rangle$ is a state with one molecule on the first lattice site and all the other sites being unoccupied. The eigenvalue problem for the Hamiltonian (379) can be written down as follows:

$$\begin{aligned} \delta_K c_{K\Omega}^{\text{m}} + \sqrt{2}\tilde{g}c_{K\Omega 0} &= E_2^{K\Omega} c_{K\Omega}^{\text{m}}, \\ \sqrt{2}\tilde{g}c_{K\Omega}^{\text{m}} + H_K^{00}c_{K\Omega 0} + H_K^{01}c_{K\Omega 1} &= E_2^{K\Omega}c_{K\Omega 0}, \\ \sum_{\Gamma'=0}^{(L-1)/2} H_K^{\Gamma,\Gamma'} c_{K\Omega\Gamma'} &= E_2^{K\Omega}c_{K\Omega\Gamma}, \quad \Gamma = 1, \dots, \frac{L-1}{2}, \end{aligned} \quad (392)$$

where $\delta_K = \delta - 2J_{\text{m}} \cos(Ka)$ and the nonvanishing matrix elements $H_K^{\Gamma,\Gamma'}$ are determined by Eq. (190). The normalization condition takes the form

$$|c_{K\Omega}^{\text{m}}|^2 + \sum_{\Gamma=0}^{(L-1)/2} |c_{K\Omega\Gamma}|^2 = 1. \quad (393)$$

The aim of the present section is to investigate the influence of the molecular mode on the bound state [440–444].

As in the case of two atoms considered in section 6.3, the spectrum consists of two types of modes. The scattering modes have the same energies as in Eq. (153). The bound states have the form (195). Substituting this ansatz into Eq. (392), in the limit $L \rightarrow \infty$ we obtain the equation for the eigenenergy

$$\mathcal{E}_K^2 = U_K^2 + q_K^2, \quad U_K = U + \frac{2\tilde{g}^2}{\mathcal{E}_K - \delta_K}, \quad (394)$$

where q_K is defined in Eq. (153). Formal comparison with Eq. (196) shows that U_K plays a role of the effective atomic interaction. The corresponding values of c_{K0} and b_K are given by

$$c_{K0} = \sqrt{\frac{(\mathcal{E}_K - \delta_K)^2 (1 - b_K^2)}{(\mathcal{E}_K - \delta_K)^2 (1 + b_K^2) + 2\tilde{g}^2 (1 - b_K^2)}}, \quad b_K = \frac{U_K - \mathcal{E}_K}{q_K}, \quad (395)$$

and the amplitude of the molecular state takes the form

$$c_K^{\text{m}} = \frac{\sqrt{2}\tilde{g}c_{K0}}{\mathcal{E}_K - \delta_K}. \quad (396)$$

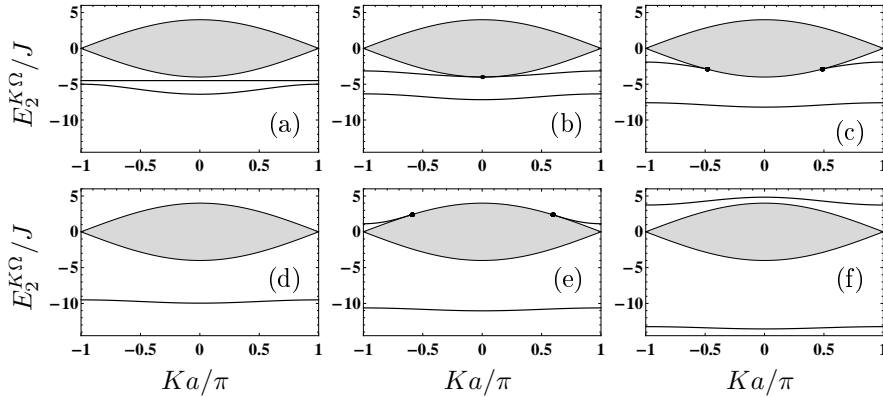


Figure 58: Energy spectrum of two atoms in the presence of Feshbach resonance. $U/J = -5$, $\delta/J = -4.5$; $\tilde{g}/J = 0$ (a), $\sqrt{\frac{U\delta+4UJ}{2J^2}} \approx 1.118$ (b), 2 (c), $\sqrt{\frac{U\delta}{2J^2}} \approx 3.35$ (d), 4.15 (e), 6 (f).

Eqs. (394), (395) remain unchanged under transformation $U \rightarrow -U$, $\delta_K \rightarrow -\delta_K$, $\mathcal{E}_K \rightarrow -\mathcal{E}_K$, $b_K \rightarrow -b_K$. Therefore, in order to get the complete solution it is enough to study the case of attractive interaction in the whole range of δ_K and \tilde{g} . The latter can be considered as positive because Eq. (394) contains \tilde{g}^2 only.

Eq. (394) can be multiplied by $(\mathcal{E}_K - \delta_K)^2$ and treated as quartic equation for \mathcal{E}_K which contains always four roots. However, depending on the values of the parameters only one or two roots are real and provide normalized eigenstates with $|b_K| < 1$ implying that the others are unphysical and should be rejected. In the special case $\tilde{g} = 0$, c_K^m vanishes and Eqs. (394), (395) reduce to the solution (196), (195) in the absence of the Feshbach resonance.

Although analytical solutions of the quartic equation are well known, simple expressions for \mathcal{E}_K can be obtained only in some special cases. For instance, one can easily show that in the special case $J_a = J_m = 0$ the physical solutions of Eq. (394) are given by (387).

In the limit of large detuning, $|\delta_K| \gg |\mathcal{E}_K|$, the effective interaction parameter takes the form

$$U_K = U - 2\tilde{g}^2/\delta_K \quad (397)$$

which is equivalent to the expression for the effective scattering length

$$a_s^{\text{eff}} = a_s(1 - \Delta B \Delta \mu / \delta) \quad (398)$$

that appears in the mean-field theory as a result of the adiabatic elimination of the molecular field [445]. In this limit, the solution for \mathcal{E}_K is given by Eq. (196) with U being replaced by U_K . In the special case $U = \delta_K = 0$, we obtain

$$\mathcal{E}_{K\pm} = \pm \sqrt{\sqrt{\frac{q_K^4}{4} + 4\tilde{g}^4} + \frac{q_K^2}{2}}. \quad (399)$$

In general, Eq. (394) allows at least one bound state which corresponds to that for the two atoms without Feshbach resonance in the limit of vanishing \tilde{g} . With the increase of \tilde{g} , the absolute value of the energy of this state grows but the sign remains unchanged. The second bound state exists, provided that the absolute value of the quantity $Q_K = (U\delta_K - 2\tilde{g}^2)/(Uq_K)$ is larger than one. $Q_K > 1$ leads to positive U_K and $Q_K < -1$ gives negative U_K . As a consequence, the second mode exists for any value of K , if $|Q_0| > 1$. Otherwise, the second mode exists only for $|K| > K_c = \frac{2}{a} \arccos |Q_0|$ within the first Brillouin zone. In the expression for K_c we have neglected the molecular tunneling J_m . For $Q_0 = 0$, $K_c = \pi/a$, i.e., the second bound state does not exist. Different types of solutions are shown in Fig. 58.

The properties of the bound states are determined by the values of the effective interaction parameter. The state is attractively bound for $U_K < 0$, even if the interaction parameter U is positive or vanishes. If $U_K > 0$, the state is repulsively bound, no matter what the parameter U is. Moreover, attractively and repulsively bound states can coexist which is not possible in the absence of Feshbach resonance.

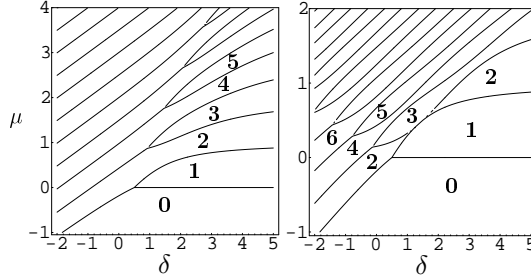


Figure 59: Phase diagram in the local limit ($J_a = J_m = 0$) vs chemical potential μ and detuning δ from the Feshbach resonance. $\tilde{g} = -0.5$, $U = U_m = 1$. $U_{am} = 1$ (left), $U_{am} = 0.25$ (right). Each phase is labeled by the number n_0 of atomic constituents per site. (Adapted with permission from Ref. [446]).

11.4. Zero-temperature phase diagram

In the absence of tunnelings, $J_a = J_m = 0$, and for an arbitrary integer number $\langle \hat{n}_1 \rangle = n_0$ of the atomic constituents at each lattice site, the local eigenstates of the Hamiltonian are superpositions of the form

$$|\psi\rangle = \sum_{n_m=0}^{\lfloor n_0/2 \rfloor} C_{n_m} |n_a, n_m\rangle, \quad (400)$$

where n_m is the number of molecules and the number of atoms $n_a = n_0 - 2n_m$. The (μ, δ) -diagram worked out in Ref. [446] by numerical diagonalization of the Hamiltonian matrix for different values of n_0 is shown in Fig. 59. It consists of MI regions labeled by the values of n_0 . If the detuning is large ($|\delta/\tilde{g}| \gg 1$) and n_0 is even, the MI state exists on both sides of the resonance. For positive δ it is dominated by $|n_a = n_0, n_m = 0\rangle$ and for negative δ by $|n_a = 0, n_m = n_0/2\rangle$. For odd n_0 and still for large $|\delta/\tilde{g}|$, the state exists only for positive δ . For large negative δ , the ground state for odd n_0 is a superposition of Fock states with $n_m = (n_0 \pm 1)/2$ and is expected to be unstable against superfluidity for any finite tunneling. The phase diagram for small detuning strongly depends on U_{am} : For small U_{am} , the MI phase with odd n_0 can appear also for negative δ .

In order to understand the phase diagram for nonvanishing tunneling parameters, it is useful to pay attention to the fact that the Hamiltonian (379) is invariant under $U(1) \times Z_2$ transformation [447–449]:

$$\hat{b}_1 \rightarrow \hat{b}_1 e^{i2\theta}, \quad \hat{a}_1 \rightarrow \pm \hat{a}_1 e^{i\theta}, \quad (401)$$

where θ is real. In the dimensions larger than one, the continuous $U(1)$ symmetry may be broken without breaking the discrete Z_2 symmetry $\hat{a}_1 \rightarrow \pm \hat{a}_1$. This leads to the molecular condensate phase (MC) with the order parameters $\langle \hat{b}_1 \rangle \neq 0$, $\langle \hat{a}_1 \rangle = 0$ and corresponds to the Ising degree of freedom in the disordered phase coexisting with the molecular superfluidity. On the other hand, the $U(1) \times Z_2$ symmetry can be completely broken which gives rise to the atomic-molecular condensate (AC+MC) with nonvanishing $\langle \hat{a}_1 \rangle$, $\langle \hat{b}_1 \rangle$ and corresponds to a Z_2 ordered Ising degree of freedom coexisting with the atomic and molecular superfluidity. If the $U(1)$ symmetry is not broken, the system will be an insulator as in the case of one-component bosons. Mean-field studies reported in Refs. [435, 446, 450] for commensurate and incommensurate fillings are in agreement with these general considerations.

In one dimension, breaking of the $U(1)$ symmetry is prohibited and the formation of nonvanishing expectation values $\langle \hat{a}_1 \rangle$ and $\langle \hat{b}_1 \rangle$ is excluded. Low-energy effective theory based on the “bosonization” approach [281] shows that in the atomic-molecular superfluid phase which is analogous to AC+MC in higher dimensions the atomic and molecular one-body correlation functions have a power-law decay at large distances [447–449]:

$$\langle \hat{a}_{\ell_1}^\dagger \hat{a}_{\ell_2} \rangle \sim |\ell_1 - \ell_2|^{-\alpha_a}, \quad \langle \hat{b}_{\ell_1}^\dagger \hat{b}_{\ell_2} \rangle \sim |\ell_1 - \ell_2|^{-\alpha_m}. \quad (402)$$

Due to the phase locking of the atomic and molecular components arising from the Feshbach term in the Hamiltonian (379), $\alpha_m = 4\alpha_a$. In the other superfluid phase corresponding to MC, the molecular correlation

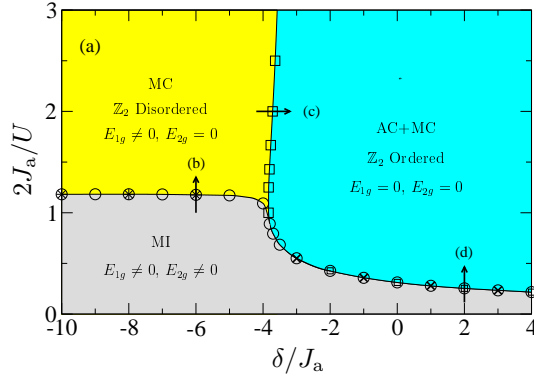


Figure 60: (color online) Phase diagram of the 1D Hamiltonian (379) with two atomic constituents per site, showing a Mott insulator (MI), a molecular condensate (MC), and a coupled atomic-molecular condensate (AC+MC). The parameters are $J_m = J_a/2$, $\tilde{g} = U/2$, $U_m = U$, $U_{am} = U/4$. The squares and circles indicate the vanishing of the one-particle and two-particle gaps, E_{1g} and E_{2g} , respectively, as $L \rightarrow \infty$. The stars and crosses indicate where the molecular and atomic correlation exponents, α_m and α_a reach $1/4$ in the MC and AC+MC phases respectively. These values correspond to a molecular and an atomic Berezinskii-Kosterlitz-Thouless transition, respectively. (Adapted with permission from Ref. [449]. ©2012, American Physical Society.)

function has the same power-law decay but the atomic function decays exponentially [448, 449]

$$\langle \hat{a}_{\ell_1}^\dagger \hat{a}_{\ell_2} \rangle \sim |\ell_1 - \ell_2|^{-\alpha_a - 1/2} e^{-|\ell_1 - \ell_2|/\xi}, \quad (403)$$

where ξ is the Ising correlation length. However, the correlation function of atomic pairs exhibits a power-law behavior [448, 449]:

$$\langle \hat{a}_{\ell_1}^\dagger \hat{a}_{\ell_1} \hat{a}_{\ell_2} \hat{a}_{\ell_2} \rangle \sim |\ell_1 - \ell_2|^{-\alpha_m}. \quad (404)$$

In both superfluid phases, the atomic-molecular correlation function $\langle \hat{b}_{\ell_1}^\dagger \hat{a}_{\ell_2} \hat{a}_{\ell_2} \rangle$ decays as a power law with the exponent α_m and all particle-number correlations have the same asymptotics

$$\langle \hat{n}_{\alpha\ell_1} \hat{n}_{\beta\ell_2} \rangle \approx \langle \hat{n}_{\alpha\ell_1} \rangle \langle \hat{n}_{\beta\ell_2} \rangle + \frac{C_{\alpha\beta}}{|\ell_1 - \ell_2|^2}, \quad (405)$$

where $\alpha, \beta = a, m$ and $C_{\alpha\beta}$ are nonuniversal constants.

These field-theory predictions were successfully tested by DMRG calculations in one-dimensional chains up to $L = 512$ sites with two atomic constituents per site [448, 449]. It was found that MC (AC+MC) undergoes MI transition, when the molecular (atomic) correlation exponent α_m (α_a) reaches the value $1/4$ which is exactly the critical value for the Berezinskii-Kosterlitz-Thouless transition. At the transition point from the AC+MC phase into the MI, the molecular exponent takes the value $\alpha_m = 1$. This is an indication of the molecular superfluidity which signals the absence of a single-component atomic superfluidity close to the MI boundary in contrast to Ref. [451] which was claiming the opposite based on QMC calculations. The latter was attributed to finite-size effects [449].

The transition between the two SF phases is expected to be in the universality class of the $(d+1)$ -dimensional Ising model. The values of the critical exponents of the correlation length and of the order parameter for the two-dimensional Ising model ($\nu = 1$, $\beta = 1/8$) are in perfect agreement with the DMRG calculations in one dimension [448, 449].

The phase diagram of the one-dimensional chain with two atomic constituents per site obtained in Ref. [448] by DMRG method (see also Ref. [449]) is shown in Fig. 60. The phase boundaries correspond to the vanishing of one-particle and two-particle excitation gaps ($n = 1, 2$) $E_{ng} = \mu_{n+}(N_t) - \mu_{n-}(N_t)$ extrapolated to the thermodynamic limit, where

$$\mu_{n\pm}(N_t) = \pm [E_0(N_t \pm n) - E_0(N_t)]/n, \quad (406)$$

and $E_0(N_t)$ is the ground-state energy for a system of fixed size L with the total number N_t of the atomic constituents. In the second-order of strong-coupling expansion, the MI phase reveals a phase transition from Z_2 disordered phase with vanishing staggered magnetization $\sum_{\ell}(-1)^{\ell}\langle\hat{S}_{\ell}^z\rangle/L$, where $\hat{S}^z = (\hat{n}_m - \hat{n}_a)/2$, to the ordered phase with a finite staggered magnetization and long-range antiferromagnetic correlations [439].

The phase diagram similar to that shown in Fig. 60 was also obtained in Ref. [451] by means of QMC simulations. However, the MI phase was named ‘‘super Mott’’ (see also [452]) based on the observation that the superfluid stiffnesses of the atomic and molecular components calculated from the fluctuations of the corresponding winding numbers do not vanish, although the superfluid stiffness of the whole system does. This interpretation was criticized as having no sense due to violation of the particle-number conservation in the atomic and molecular subsystems [453].

Zero-temperature phase diagram of the Hamiltonian (379) was recently studied in the case of two atomic constituents per site for two-dimensional and three-dimensional lattices within the framework of the decoupling mean-field approximation [see Eq. (318)] complemented by QMC calculations for two-dimensional lattices [450]. These studies reveal the same superfluid phases as in one dimension accompanied by true Bose-Einstein condensation in agreement with the previous works [435, 446]. It was pointed out that one has to distinguish between three types of insulators: molecular, atomic-molecular and Feshbach insulator. While the molecular insulator is a conventional one with the same properties as in the case of one-component spinless bosons, the atomic-molecular and Feshbach insulators are basically products of the superpositions of local states with two atoms and one molecule on each site. The main difference between the atomic-molecular and Feshbach insulators is that the two-particle excitation gap E_{2g} decreases with the increase of \tilde{g} for the former but increases for the latter starting from $E_{2g} = 0$ at $\tilde{g} = 0$ and the transition between the two insulators is rather a crossover. The transition from the superfluid into the Feshbach insulator as well as the transitions from the atomic-molecular superfluid to all the insulating phases were found to be strongly first order. It was also established that the mean-field theory captures correctly the succession of phases in the system.

In the case of two-component bosons corresponding to different atomic species near the Feshbach resonance which supports the creation of heteronuclear molecules, the zero-temperature phase diagram has a richer structure [454, 455]. It contains MI regions surrounded by the regions of single-component atomic and molecular superfluids (in contrast to the homonuclear case discussed above) as well as the regions with all three superfluids. However, there are no phases with just two superfluid components. In the regime of small tunneling with two atomic constituents per site, the underlying Hamiltonian can be mapped to the quantum Ising model with longitudinal and transverse fields as in the homonuclear case and, therefore, reveals again the Ising phase transition.

Up to now the complete phase diagram of ultracold atoms in lattices near Feshbach resonance was not explored experimentally. So far only the creation of the homonuclear molecular Mott insulator has been reported [456, 457].

12. Spin-1 bosons

If the atoms are trapped by purely optical means, the spin degree of freedom is not frozen. We consider a dilute gas of bosonic atoms with hyperfine spin $F = 1$ possessing three Zeeman-degenerate internal ground states with magnetic quantum numbers $\alpha \equiv m_F = 0, \pm 1$ in the field of an optical laser described by a 3×3 matrix $V^{\text{las}}(\mathbf{x})$. The system is governed by the following Hamiltonian [458, 459]:

$$\begin{aligned} \hat{H}_{F=1} = & \int \left[\hat{\Psi}_{\alpha}^{\dagger}(\mathbf{x}) \left(-\frac{\hbar^2}{2M} \nabla^2 \right) \hat{\Psi}_{\alpha}(\mathbf{x}) + \hat{\Psi}_{\alpha}^{\dagger}(\mathbf{x}) V_{\alpha\beta}^{\text{las}}(\mathbf{x}) \hat{\Psi}_{\beta}(\mathbf{x}) \right. \\ & \left. + \frac{g_s}{2} \hat{\Psi}_{\alpha}^{\dagger}(\mathbf{x}) \hat{\Psi}_{\beta}^{\dagger}(\mathbf{x}) \hat{\Psi}_{\beta}(\mathbf{x}) \hat{\Psi}_{\alpha}(\mathbf{x}) + \frac{g_a}{2} \hat{\Psi}_{\alpha}^{\dagger}(\mathbf{x}) \hat{\Psi}_{\alpha'}^{\dagger}(\mathbf{x}) \mathbf{F}_{\alpha\beta} \cdot \mathbf{F}_{\alpha'\beta'} \hat{\Psi}_{\beta'}(\mathbf{x}) \hat{\Psi}_{\beta}(\mathbf{x}) \right] d\mathbf{x}, \end{aligned} \quad (407)$$

where $\hat{\Psi}_\alpha(\mathbf{x})$ is the bosonic field annihilation operator for the atom in the hyperfine ground state $|F = 1, \alpha\rangle$. \mathbf{F} is a vector of traceless spin-1 matrices:

$$F_1 = \frac{1}{\sqrt{2}} \begin{pmatrix} 0 & 1 & 0 \\ 1 & 0 & 1 \\ 0 & 1 & 0 \end{pmatrix}, \quad F_2 = \frac{i}{\sqrt{2}} \begin{pmatrix} 0 & -1 & 0 \\ 1 & 0 & -1 \\ 0 & 1 & 0 \end{pmatrix}, \quad F_3 = \begin{pmatrix} 1 & 0 & 0 \\ 0 & 0 & 0 \\ 0 & 0 & -1 \end{pmatrix}. \quad (408)$$

In Eq. (407), summation over repeated spin indices α, β is implied.

The parameters $g_{s,a}$ describe the strength of the repulsive interactions of the atoms and the spin-changing collisions. In three dimensions, they are related to the scattering lengths a_0 and a_2 of two colliding bosons of mass M with total angular momenta 0 and 2 (singlet and quintuplet channels) as

$$g_s = \frac{4\pi\hbar^2}{3M} (a_0 + 2a_2), \quad g_a = \frac{4\pi\hbar^2}{3M} (a_2 - a_0). \quad (409)$$

The values of a_0 and a_2 for atoms usually used in the experiments have been reviewed in Refs. [460, 461]. In the case of ${}^7\text{Li}$, ${}^{41}\text{K}$ and ${}^{87}\text{Rb}$, g_a turns out to be negative, while for ${}^{23}\text{Na}$ it is positive.

As long as all the atoms are in the internal state with $\alpha = -1$ or $\alpha = +1$, the spin degrees of freedom do not play any role and all the physical properties will be the same as for spinless atoms. The spin degrees of freedom come into play when the internal states with different values of α are populated by many atoms. This property can be used to probe the particle-number statistics across the MI-SF transition [462]. If the atoms are initially prepared in the internal state $|F = 1, m_F = -1\rangle$ and then transferred to the state with $m_F = 0$, a reversible exchange between the populations in the $m_F = 0$ and $m_F = \pm 1$ Zeeman sublevels is observed unless the initial state is a product of local Fock states with the occupation numbers equal to one.

12.1. Bose-Hubbard model

If the detuning of all the lasers creating an optical lattice is much larger than the fine splitting of the electronic energy levels, matrix V^{las} in Eq. (407) becomes a scalar, i.e., all spin-components $\alpha = 0, \pm 1$ experience the same lattice potential as in the case of spinless atoms. Expanding the field operators in the Wannier basis and using the tight-binding approximation, we obtain [91, 460, 463–465]

$$\hat{H}_{F=1}^{\text{BH}} = -J \sum_{\nu=1}^d \sum_{\mathbf{l}} \left(\hat{a}_{\mathbf{l}\alpha}^\dagger \hat{a}_{\mathbf{l}+\mathbf{e}_\nu, \alpha} + \text{h.c.} \right) + \sum_{\mathbf{l}} \left[\frac{U_s}{2} \hat{n}_{\mathbf{l}} (\hat{n}_{\mathbf{l}} - 1) + \frac{U_a}{2} (\hat{\mathbf{L}}_{\mathbf{l}}^2 - 2\hat{n}_{\mathbf{l}}) \right], \quad (410)$$

where

$$\hat{n}_{\mathbf{l}} = \hat{a}_{\mathbf{l}\alpha}^\dagger \hat{a}_{\mathbf{l}\alpha} \quad (411)$$

is an operator of the total number of atoms on site \mathbf{l} and

$$\hat{\mathbf{L}}_{\mathbf{l}} = \hat{a}_{\mathbf{l}\alpha}^\dagger \mathbf{F}_{\alpha\beta} \hat{a}_{\mathbf{l}\beta} \quad (412)$$

is the spin operator on site \mathbf{l} . Its components obey the standard commutation relations for the angular momentum

$$[\hat{L}_{\mathbf{l}a_1}, \hat{L}_{\mathbf{l}a_2}] = i\epsilon_{a_1 a_2 a_3} \hat{L}_{\mathbf{l}a_3}, \quad (413)$$

where ϵ is the completely antisymmetric Levi-Civita tensor. The operator $\hat{n}_{\mathbf{l}}$ commutes with $\hat{\mathbf{L}}_{\mathbf{l}}$, and the total spin operator $\hat{\mathbf{L}} = \sum_{\mathbf{l}} \hat{\mathbf{L}}_{\mathbf{l}}$ commutes with the Hamiltonian (410).

The interaction parameters $U_{s,a}$ are given by Eq. (55) with g replaced by $g_{s,a}$ and their ratio is limited by

$$-1 < \frac{U_a}{U_s} < \frac{1}{2}, \quad (414)$$

provided that both a_0 and a_2 are positive. The tunneling matrix element for the nearest-neighboring sites J is exactly the same as in the case of spinless atoms. The term of the Hamiltonian (410) with the prefactor U_a has an explicit form (the site index is omitted)

$$\begin{aligned}\hat{\mathbf{L}}^2 - 2\hat{n} &= \hat{a}_1^\dagger \hat{a}_1^\dagger \hat{a}_1 \hat{a}_1 + \hat{a}_{-1}^\dagger \hat{a}_{-1}^\dagger \hat{a}_{-1} \hat{a}_{-1} - 2\hat{a}_1^\dagger \hat{a}_{-1}^\dagger \hat{a}_1 \hat{a}_{-1} + 2\hat{a}_1^\dagger \hat{a}_0^\dagger \hat{a}_1 \hat{a}_0 \\ &+ 2\hat{a}_{-1}^\dagger \hat{a}_0^\dagger \hat{a}_{-1} \hat{a}_0 + 2\hat{a}_0^\dagger \hat{a}_0^\dagger \hat{a}_1 \hat{a}_{-1} + 2\hat{a}_{-1}^\dagger \hat{a}_1^\dagger \hat{a}_0 \hat{a}_0,\end{aligned}\quad (415)$$

where the last two summands describe the spin-changing collisions. The latter were observed in experiments with ^{87}Rb atoms in deep optical lattices [466, 467] and the measured differences of the scattering lengths $a_0 - a_2$ agree with the theoretical predictions [468] within 20%.

Sometimes it is convenient to work with the operators \hat{b}_a , $a = 1, 2, 3$, [465, 469]

$$\hat{b}_1 = \frac{\hat{a}_{-1} - \hat{a}_1}{\sqrt{2}}, \quad \hat{b}_2 = -i \frac{\hat{a}_{-1} + \hat{a}_1}{\sqrt{2}}, \quad \hat{b}_3 = \hat{a}_0, \quad (416)$$

which satisfy the standard bosonic commutation relations and transform as vectors under spin rotations. In terms of the operators \hat{b}_a , the particle-number operator can be expressed in a usual way, $\hat{n}_1 = \hat{b}_{1a}^\dagger \hat{b}_{1a}$, and the spin operator is given by

$$\begin{aligned}\hat{L}_{1a_1} &= -i\epsilon_{a_1 a_2 a_3} \hat{b}_{1a_2}^\dagger \hat{b}_{1a_3}, \\ \hat{\mathbf{L}}_1^2 &= \hat{n}_1(\hat{n}_1 + 1) - \hat{b}_{1a_1}^\dagger \hat{b}_{1a_1}^\dagger \hat{b}_{1a_2} \hat{b}_{1a_2}.\end{aligned}\quad (417)$$

The transformation properties of \hat{b}_a , $a = 1, 2, 3$, can be verified with the aid of the commutation relations

$$[\hat{L}_{a_1}, \hat{b}_{a_2}] = i\epsilon_{a_1 a_2 a_3} \hat{b}_{a_3}, \quad [\hat{L}_{a_1}, \hat{b}_{a_2}^\dagger] = i\epsilon_{a_1 a_2 a_3} \hat{b}_{a_3}^\dagger. \quad (418)$$

Using (416) and (417) the Hamiltonian (410) can be rewritten in the form

$$H_{F=1}^{\text{BH}} = -J \sum_{\nu=1}^d \sum_1 \left(\hat{b}_{1a}^\dagger \hat{b}_{1+\mathbf{e}_\nu, a} + \text{h.c.} \right) + \sum_1 \left[\frac{U_s + U_a}{2} \hat{n}_1 (\hat{n}_1 - 1) - \frac{U_a}{2} \hat{b}_{1a_1}^\dagger \hat{b}_{1a_1}^\dagger \hat{b}_{1a_2} \hat{b}_{1a_2} \right] \quad (419)$$

which is invariant under global spin rotations.

As in the case of spinless bosons, the eigenstates of the spin-1 lattice system can be studied using the basis of local Fock states $|n_{11}, n_{10}, n_{1-1}\rangle$. On the other hand, magnetic properties are better described in the basis of spin states $|n_1, L_1, L_{13}\rangle$ where the quantum numbers label the eigenstates of the operators \hat{n}_1 and $\hat{\mathbf{L}}_1$. The spin states can be uniquely expressed in terms of the Fock states [470, 471] and the Hamiltonian (410) imposes two constraints on the quantum number L_1 . First, the total spin cannot be larger than the total number of particles, i.e., $L_1 \leq n_1$. Second, bosonic symmetry under permutation of any two particles leads to the requirement that n_1 and L_1 should have the same parity, i.e., L_1 must be even (odd), if n_1 is even (odd). A rigorous proof of this statement was given in Ref. [470].

12.2. Single-particle states

Single-particle eigenstates in a homogeneous lattice with periodic boundary conditions can be written as $|\mathbf{k}\alpha\rangle = \hat{a}_{\mathbf{k}\alpha}^\dagger |0\rangle$, $\alpha = 0, \pm 1$. Although being a trivial generalization of the spinless case, they show already different magnetic properties. $|\mathbf{k}0\rangle$ is a simplest example of a nematic state that has vanishing expectation values of all spin-components, i.e., $\langle \hat{L}_a \rangle = 0$ for $a = 1, 2, 3$, but breaks the spin symmetry because $\langle \hat{L}_1^2 \rangle = \langle \hat{L}_2^2 \rangle = 1$ and $\langle \hat{L}_3^2 \rangle = 0$.

12.3. Eigenstates of two atoms

We consider first the eigenstates of two atoms on a single lattice site. In this case there are six states and four of them are not influenced by the spin-changing collisions. In terms of the Fock states the latter are given by

$$|\psi_1\rangle = |2, 0, 0\rangle, \quad |\psi_2\rangle = |0, 0, 2\rangle, \quad |\psi_3\rangle = |1, 1, 0\rangle, \quad |\psi_4\rangle = |0, 1, 1\rangle. \quad (420)$$

Two other eigenstates have the form

$$|\psi_5\rangle = \sqrt{\frac{2}{3}}|0, 2, 0\rangle + \sqrt{\frac{1}{3}}|1, 0, 1\rangle \quad (421)$$

$$|\psi_6\rangle = \sqrt{\frac{1}{3}}|0, 2, 0\rangle - \sqrt{\frac{2}{3}}|1, 0, 1\rangle. \quad (422)$$

In terms of the spin states, the six eigenstates are given by

$$\begin{aligned} |\psi_1\rangle &= |2, 2, 2\rangle, & |\psi_2\rangle &= |2, 2, -2\rangle, & |\psi_3\rangle &= |2, 2, 1\rangle, \\ |\psi_4\rangle &= |2, 2, -1\rangle, & |\psi_5\rangle &= |2, 2, 0\rangle, & |\psi_6\rangle &= |2, 0, 0\rangle. \end{aligned} \quad (423)$$

The state $|\psi_6\rangle$ is unique and has the energy $E = U_s - 2U_a$, while all the others are degenerate and their energy is $E = U_s + U_a$. For positive U_a , $|\psi_6\rangle$ is the ground state and for $U_a < 0$ it becomes an excited state.

Note that $|\psi_6\rangle$ is the only state among the others which has equal populations of all spin components $\alpha = 0, \pm 1$, i.e., $\langle \hat{n}_1 \rangle = \langle \hat{n}_0 \rangle = \langle \hat{n}_{-1} \rangle = 2/3$. It is a spin singlet and Eq. (422) defines the creation operator of a singlet pair [465, 472]

$$\hat{A}_{\text{sg}}^\dagger = \frac{1}{\sqrt{6}} \left(\hat{a}_0^\dagger \hat{a}_0^\dagger - 2\hat{a}_1^\dagger \hat{a}_{-1}^\dagger \right) \equiv \frac{1}{\sqrt{6}} \hat{b}_a^\dagger \hat{b}_a^\dagger. \quad (424)$$

Since $\hat{A}_{\text{sg}}^\dagger$ commutes with the spin operator $\hat{\mathbf{L}}$, it changes neither the total spin nor the spin components $a = 1, 2, 3$. Moreover, from Eq. (417) one can see that the eigenstates of the total spin operator must be always eigenstates of the ‘‘singlet counting operator’’ $\hat{A}_{\text{sg}}^\dagger \hat{A}_{\text{sg}}$.

The eigenstates of two atoms in the case of nonvanishing tunneling can be readily constructed from the solutions for distinguishable and indistinguishable atoms discussed in section 6.3. In the present case there are six bound states with the effective interaction parameters $U = U_s + U_a$ and $U = U_s - 2U_a$. Due to the restriction (414), U is always positive and the energies of all bound states appear to be above the scattering (quasi-)continuum.

12.4. Ground-state phase diagram

In this section we shall discuss the ground-state phase diagram of the lattice spin-1 system in the absence of an external magnetic field. As in the case of spinless bosons, it consists of the MI and SF phases. However, the spin degree of freedom leads to new interesting aspects related to magnetic properties which appear to be completely different in the case of positive and negative U_a .

The difference between positive and negative U_a can be already expected looking at the ground state of the Hamiltonian (410) in the limit of small tunneling. In the case of negative U_a the ground state should prefer the largest possible values of L_1 , while in the case of positive U_a the smallest possible values of L_1 are favorable. Moreover, we can expect differences between even and odd fillings in the case of positive U_a because the smallest value of L_1 is zero in the former case and one in the latter.

12.4.1. $U_a = 0$

In the special case $U_a = 0$, the spin-dependent interaction is absent and the numbers of bosons in all components $\alpha = 0, \pm 1$ are conserved separately. The ground states are highly degenerate and exhibit ‘‘SU(3)-ferromagnetism’’ [473]. In the case of integer fillings and for small J/U_s , the ground state is predicted to

be a nematic insulator [463]. This state has vanishing expectation values of all spin-components: $\langle \hat{L}_a \rangle = 0$, $a = 1, 2, 3$, but the spin-rotational symmetry $SO(3)$ is broken, while the time reversal symmetry is preserved. The order parameter for the nematic state is a traceless symmetric tensor Q with the entries [463, 465, 472]

$$Q_{ab} = \langle \hat{L}_a \hat{L}_b \rangle - \frac{\delta_{ab}}{3} \langle \hat{\mathbf{L}}^2 \rangle, \quad a, b = 1, 2, 3. \quad (425)$$

In the case of integer fillings and large J/U_s as well as in the case of fractional fillings and arbitrary J/U_s , the ground state is a polar superfluid. In two and three dimensions, it breaks both $U(1)$ and $SO(3)$ symmetries [463].

Mean-field theory predicts the same zero-temperature phase diagram as in the spinless case and, in particular, continuous transition from the MI into SF [474] which agrees with QMC calculations in two dimension [475]. However, at small but finite temperatures, the transition becomes first order and if the temperature is increased further it is again continuous [474].

12.4.2. $U_a < 0$

According to the theorem proven in Ref. [473], the ground state in the case of negative U_a exhibits saturated ferromagnetism (L_1 takes the largest possible value) in any dimension and both in the MI and SF phases. Mean-field theory predicts in this case continuous transitions from the MI into SF with the phase boundary described by Eq. (329), where $U = U_s + U_a$ [476]. Continuous character of the phase transition was confirmed by QMC calculations in one [477] and two dimensions [475]. It was also shown that the phase diagram in one dimension can be described very accurately using the third-order strong-coupling expansion for spinless bosons with $U = U_s + U_a$ [477]. In two dimensions, the MI lobe for $\langle \hat{n}_1 \rangle = 2$ obtained by the QMC method is well reproduced by the mean-field result, whereas the MI lobe for $\langle \hat{n}_1 \rangle = 1$ in QMC calculations is significantly larger than in the mean-field theory [475]. QMC calculations also demonstrated that the populations of the spin-components in the MI and SF phases are $\langle \hat{n}_{10} \rangle = 2\langle \hat{n}_{11} \rangle = 2\langle \hat{n}_{1-1} \rangle = \langle \hat{n}_1 \rangle / 2$ [475] in agreement with the mean-field theory [474]. Note that in the case of two atoms on one lattice site the state $|\psi_5\rangle$ determined by Eqs. (421), (423), which has the largest possible spin $L = 2$ and vanishing L_3 , shows the same ratio of populations.

12.4.3. $U_a > 0$

In the case of positive U_a the system has a rich variety of phases with different magnetic ordering and the dimensionality plays an important role. We consider first the case of even integer filling $\langle \hat{n}_1 \rangle$. In the limit of vanishing tunneling, the ground state for each isolated site is a spin singlet (which is unique) and the excitations are spin $L_1 = 2, 4, \dots, \langle \hat{n}_1 \rangle$ which are gapped by the energies of the order of U_a . Therefore, in all dimensions the ground state in this limit is a spin singlet Mott insulator [478]. QMC calculations in one and two dimensions for $\langle \hat{n}_1 \rangle = 2$ show that the populations of the components $\alpha = 0, \pm 1$ are equal to each other within this phase [475, 477] which is a general property of the singlet states [461].

If the tunneling grows, the spin singlet state transforms into the insulating nematic state [463, 465, 472, 475, 477], provided that the ratio U_a/U_s is small enough [465, 475]. Mean-field theory predicts in this case a first-order phase transition [465, 472] and provides an estimate of the transition point J_c which depends on the filling. For two particles per site, $J_c^2 = U_s U_a / (4d)$, and for large even fillings $J_c^2 = 9U_s U_a / (2d \langle \hat{n}_1 \rangle^2)$ [465]. The insulating nematic state exists only for small enough values of U_a/U_s , which are less than $0.05/d$ in the case of two particles per site. These predictions of the mean-field theory were confirmed by QMC calculations in two dimensions [475]. However, in one dimension QMC calculations reveal that the advent of the insulating nematic state is a crossover [477].

If the tunneling is increased further, the system undergoes a transition into the SF phase. However, the character of the transition depends on U_a/U_s : if it is small, the transition is first order but for larger values it becomes second order. This result was obtained first within the framework of the mean-field theory [474, 479] and then confirmed by QMC calculations in one and two dimensions [475, 477]. Earlier mean-field studies provided an estimate of the largest value of U_a/U_s which still allows the first-order transition in the case of $\langle \hat{n}_1 \rangle = 2$: $U_a/U_s \sim 0.32$ [479], which was later corrected to $U_a/U_s \sim 0.2$ [476]. The latter is in a better agreement with QMC calculations in two dimensions: $U_a/U_s \sim 0.15$ [475].

If $\langle \hat{n}_1 \rangle$ is odd, the situation becomes different. In the absence of tunneling, the ground state for each individual site is a spin $L_1 = 1$ state with a three-fold degeneracy. For two decoupled sites, the ground state has a nine-fold degeneracy corresponding to the states with the total spin $L_{\text{tot}} = 0, 1, 2$. Finite tunneling lifts this degeneracy but the form of the resulting state depends on the dimensionality and other details [463, 465, 478].

In one dimension, the MI phase in the case of odd fillings is always dimerized [465, 478, 480–485]. The dimer state breaks translational symmetry and favors singlets on every second bond. Its distinguishing property is the doubling of the unit cell of the lattice, while the spin long-range order is absent. The simplest dimerized state can be written as [465, 482]

$$|D\rangle = \bigotimes_{\ell \text{ odd}} |L_\ell = 1, L_{\ell+1} = 1, L_\ell + L_{\ell+1} = 0\rangle, \quad (426)$$

where the product could be also over even ℓ , i.e., the state is doubly degenerate. The dimerization can be described by looking at the expectation values of a pair Hamiltonian $\hat{H}_{\ell_1 \ell_2}$ on adjacent bonds ($\hat{H} = \sum_{\langle \ell_1 \ell_2 \rangle} \hat{H}_{\ell_1 \ell_2}$). The corresponding order parameter reads $|\langle \hat{H}_{\ell-1, \ell} - \hat{H}_{\ell, \ell+1} \rangle|$ [481, 482].

If the parameter U_a/U_s tends to zero but remains finite, the amplitude of the dimer state becomes very small [485] and the spectrum of excitations shows qualitative changes [486, 487]. This might be an indication that the MI state in a one-dimensional lattice becomes nematic. However, the limitations of different analytical and numerical methods applied in this regime do not allow to make a certain statement (see, e.g., discussion in Ref. [485]). In higher dimensions, insulating phases with an odd number of particles per site are always nematic [465, 472, 475, 488].

With the increase of the tunneling parameter, the system enters again into the SF regime. For $\langle \hat{n}_1 \rangle = 1$, the transition is always continuous [474–477, 479]. For larger odd fillings and small values of U_a/U_s , it can also become first order, although in this case the effect is not so pronounced as for even fillings [479].

The formation of the singlet pairs in the case of even fillings stabilizes the MI phase against the transition into the SF. This leads to the asymmetry of the phase diagram: the size of the MI lobes is larger than for odd fillings. This feature was demonstrated by DMRG [481–484] and QMC calculations [475] and also captured by the mean-field theory [471, 476, 479].

12.5. Effective spin-1/2 Bose-Hubbard model

Lin- θ -lin laser configuration discussed in section 2.4 leads to two sets of orthogonal Bloch eigenmodes denoted by the indices 0 and Λ . This allows to derive effective spin-1/2 Bose-Hubbard model from the Hamiltonian (407). In the tight-binding regime, the atoms stay always in the lowest Bloch bands with the dispersion relations $E_0^{(0)}(\mathbf{k})$ and $E_0^{(\Lambda)}(\mathbf{k})$. Then the spinor-field operator $\hat{\Psi}(\mathbf{x})$ can be decomposed as

$$\hat{\Psi}(\mathbf{x}) = \sum_{\mathbf{l}} \sum_{\sigma=0, \Lambda} \mathbf{W}_{\mathbf{l}}^{(\sigma)}(\mathbf{x}) \hat{a}_{\sigma \mathbf{l}}, \quad (427)$$

where $\hat{a}_{\sigma \mathbf{l}}$ is the Bose annihilation operator for the σ -mode attached to the \mathbf{l} th lattice site. $\mathbf{W}_{\mathbf{l}}^{(\sigma)}(\mathbf{x}) \equiv \mathbf{W}^{(\sigma)}(\mathbf{x} - \mathbf{x}_{\mathbf{l}})$ are three-component Wannier spinors for the lowest energy bands localized at the minima of the lattice potential labeled by \mathbf{l} , which have the form similar to Eq. (40). They are obtained by the solution of the eigenvalue problem for the single atom discussed in section 2.4 and satisfy the orthonormality condition

$$\int \mathbf{W}_{\mathbf{l}_1}^{(\sigma) \dagger}(\mathbf{x}) \cdot \mathbf{W}_{\mathbf{l}_2}^{(\sigma')}(\mathbf{x}) d\mathbf{x} = \delta_{\mathbf{l}_1 \mathbf{l}_2} \delta_{\sigma \sigma'}. \quad (428)$$

Substituting Eq. (427) into Eq. (407) and taking into account only the hopping between the nearest lattice sites and the on-site atomic interactions, we obtain the two-component Bose-Hubbard Hamiltonian [126]

$$\begin{aligned} \hat{H}_{\text{BH}} = & - \sum_{\sigma} J_{\sigma} \sum_{\nu=1}^d \sum_{\mathbf{l}} \left(\hat{a}_{\sigma \mathbf{l}}^{\dagger} \hat{a}_{\sigma \mathbf{l} + \mathbf{e}_{\nu}} + \text{h.c.} \right) + \sum_{\sigma} \frac{U_{\sigma}}{2} \sum_{\mathbf{l}} \hat{n}_{\sigma \mathbf{l}} (\hat{n}_{\sigma \mathbf{l}} - 1) \\ & + K \sum_{\mathbf{l}} \hat{n}_{0 \mathbf{l}} \hat{n}_{\Lambda \mathbf{l}} + \frac{U_a}{2} \sum_{\mathbf{i}} \left(\hat{a}_{0 \mathbf{i}}^{\dagger} \hat{a}_{0 \mathbf{i}}^{\dagger} \hat{a}_{\Lambda \mathbf{i}} \hat{a}_{\Lambda \mathbf{i}} + \hat{a}_{\Lambda \mathbf{i}}^{\dagger} \hat{a}_{\Lambda \mathbf{i}}^{\dagger} \hat{a}_{0 \mathbf{i}} \hat{a}_{0 \mathbf{i}} \right) - \delta \sum_{\mathbf{l}} \hat{n}_{0 \mathbf{l}}. \end{aligned} \quad (429)$$

The tunneling matrix elements J_σ already discussed in section 2.4 as well as the atomic interaction parameters

$$\begin{aligned}
U_\Lambda &= \int \left[(g_s + g_a) (|W_{+1}|^2 + |W_{-1}|^2)^2 - 4g_a |W_{+1}|^2 |W_{-1}|^2 \right] d\mathbf{x}, \\
U_0 &\equiv U_s = g_s \int |W_{01}|^4 d\mathbf{x}, \\
K &= (g_s + g_a) \int |W_{01}|^2 (|W_{+1}|^2 + |W_{-1}|^2) d\mathbf{x}, \\
U_a &= 2g_a \int (W_{01}^*)^2 W_{+1} W_{-1} d\mathbf{x},
\end{aligned} \tag{430}$$

and the relative shift of the mean energies of the eigenmodes

$$\delta = \frac{1}{L^d} \sum_{\mathbf{k} \in \text{1BZ}} \left[E_0^{(\Lambda)}(\mathbf{k}) - E_0^{(0)}(\mathbf{k}) \right] \tag{431}$$

can be simultaneously changed by varying the laser intensity and/or the angle θ , but the variations of J_σ and δ are much faster. The parameter U_a can be either positive or negative depending on the sign of the antisymmetric coupling g_a . We will consider the case of repulsive interactions when U_0 and U_Λ are positive and of about equal size but K can be larger or smaller than U_σ depending on the sign of the antisymmetric coupling g_a .

12.5.1. "Ferromagnetic" and "antiferromagnetic" superfluid states

In the case when only Λ -mode is populated the Hamiltonian (429) becomes equivalent to that of spinless bosons. The only difference is that the tunneling matrix element J_Λ can take not only positive but also negative values. This leads to two different superfluid regimes which can be easily understood in the limit of the ideal gas. In the usual situation of positive J_Λ the eigenstates of non-interacting bosons are given by Eqs. (149), (150) and the ground state corresponds to $\mathbf{k} = 0$, i.e., the phases of the wavefunction for any lattice site are the same. In the case of negative J_Λ , the sign in Eq. (149) is reversed but Eq. (150) remains unchanged. Now the ground state corresponds to $k_\nu a = \pi$ which leads to the phase shift of the wavefunction for the neighboring lattice sites. In analogy to spin ordering in magnetic systems, one can call this "ferromagnetic" and "antiferromagnetic" phase ordering [489].

In the presence of nonvanishing interactions this qualitative picture is preserved and the two different superfluid phases are readily distinguishable experimentally via the spatial interference pattern generated by the coherent matter waves which one obtains in the time-of-flight images: The interference maxima obtained in the ferromagnetic case turn into minima in the antiferromagnetic case and vice versa. Deep in the MI phase, the phase coherence is lost and the sign of J_Λ does not play any role.

The phase diagram of the system is determined by the ratio J_Λ/U_Λ . In the case of spinless bosons the ratio of the tunneling rate to the interaction parameter is a monotonic function of $|V_0|$. In the two-component case with the Λ -coupling we are dealing with, it has quite different properties. Its dependence on the control parameters V_0 and θ is not monotonic and there is a change of sign. Therefore, it is reasonable to draw $\mu - V_0 - \theta$ diagrams instead of $\mu - J$ diagrams. At the points (V_0, θ) , where J_Λ/U_Λ vanishes, we have the MI phase for any values of μ/U . These points define the boundary between the ferromagnetic and antiferromagnetic states. The mean-field phase diagram in the plane spanned by θ and V_0 for $(\mu/U)_c = \sqrt{2}-1$ corresponding to the tip of the MI lobe for $\langle \hat{n}_1 \rangle = 1$ is shown in Fig. 61. The MI phase is strongly suppressed in the case $V_0 > 0$ due to the dominant contribution of the dark component into the ground state.

12.5.2. First- and second-order phase transitions

In the present section, we are interested in the situations when both modes are occupied. Therefore we have to restrict ourselves to negative V_0 and small values of θ . In this case, J_Λ as well as J_0 are positive

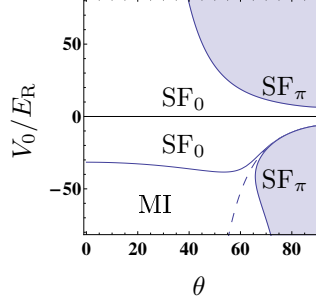


Figure 61: Phase diagram in the (θ, V_0) plane for $(\mu/U)_c = \sqrt{2} - 1$. $V_0 < 0$: The boundaries between the SF and the MI ($\langle \hat{n}_1 \rangle = 1$) phases are shown by solid lines. The dashed line corresponds to $J_\Lambda = 0$. It lies always in the MI phase, separating the regions of the ferromagnetic (SF₀) and antiferromagnetic (SF _{π}) superfluid phases. $V_0 > 0$: The line $J_\Lambda = 0$ as well as the two boundaries separating SF₀ and SF _{π} superfluid phases from the Mott phase are indistinguishable on the large-scale plot. The MI phase is located in the extremely narrow region between the SF phases.

quantities. If $\theta = 0$, the Λ and 0 modes are degenerate and δ vanishes. In addition, the components of the Wannier spinors satisfy the relation $W_{+1} = W_{-1} = W_{01}/\sqrt{2}$ and we have

$$J_0 = J_\Lambda \equiv J, \quad U_0 = U_\Lambda \equiv U_s, \quad K = U_s + U_a, \quad (432)$$

i.e., the Hamiltonian becomes symmetric with respect to the exchange of the indices 0 and Λ of the bosonic operators. Very useful representation of the Hamiltonian can be obtained in this case with the aid of the isospin operator $\hat{\mathbf{S}}_1$ with the components

$$\begin{aligned} \hat{S}_{11} &= \frac{1}{2} \left(\hat{a}_{\Lambda 1}^\dagger \hat{a}_{01} + \hat{a}_{01}^\dagger \hat{a}_{\Lambda 1} \right), \\ \hat{S}_{21} &= \frac{i}{2} \left(\hat{a}_{\Lambda 1}^\dagger \hat{a}_{01} - \hat{a}_{01}^\dagger \hat{a}_{\Lambda 1} \right), \\ \hat{S}_{31} &= \frac{1}{2} \left(\hat{a}_{01}^\dagger \hat{a}_{01} - \hat{a}_{\Lambda 1}^\dagger \hat{a}_{\Lambda 1} \right), \end{aligned} \quad (433)$$

which has the property

$$\hat{\mathbf{S}}_1^2 = \frac{\hat{n}_1}{2} \left(\frac{\hat{n}_1}{2} + 1 \right), \quad (434)$$

where

$$\hat{n}_1 = \hat{a}_{01}^\dagger \hat{a}_{01} + \hat{a}_{\Lambda 1}^\dagger \hat{a}_{\Lambda 1} \quad (435)$$

is an operator of the total particle number on site $\mathbf{1}$. Note that the components of the operator $\hat{\mathbf{S}}_1$ generate the SU(2) algebra. In this notations, the Hamiltonian takes the form

$$\hat{H}_{\text{BH}} = -J \sum_{\sigma} \sum_{\nu=1}^d \sum_{\mathbf{1}} \left(\hat{a}_{\sigma \mathbf{1}}^\dagger \hat{a}_{\sigma \mathbf{1} + \mathbf{e}_\nu} + \text{h.c.} \right) + \frac{U_s}{2} \sum_{\mathbf{1}} \hat{n}_1 (\hat{n}_1 - 1) - \frac{U_a}{2} \sum_{\mathbf{1}} \hat{n}_1 + 2U_a \sum_{\mathbf{1}} \hat{S}_{11}^2. \quad (436)$$

If the tunneling is negligible, the local eigenstates of the Hamiltonian (436) coincide with the eigenstates $|n/2, \mathcal{M}\rangle$ of the isospin operator with the corresponding eigenenergies given by

$$E_{n/2, \mathcal{M}}^{(0)} = \frac{U_s}{2} n(n-1) + U_a \left(2\mathcal{M}^2 - \frac{n}{2} \right), \quad (437)$$

where n is the number of atoms on a lattice site and $\mathcal{M} = -n/2, \dots, n/2$ is the isospin projection on the direction 1 in the isospin space. Note that $n/2$ plays the role of the isospin quantum number. If n is even, the states with $\mathcal{M} = 0$ are unique, while the others with $\mathcal{M} \neq 0$ are doubly degenerate. If n is odd, the

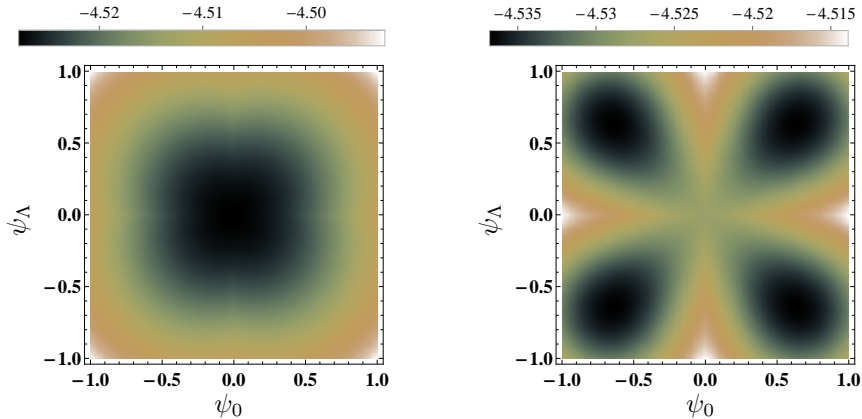


Figure 62: (color online) Free energy of the Hamiltonian (436) for ^{87}Rb ($U_a/U_s \approx -0.009$ [458]), $\mu/U_s = 2.5$. $2dJ/U_s = 0.03$ (a), 0.09 (b).

states with $\mathcal{M} = 0$ do not exist and, therefore, all the eigenstates in the absence of tunneling are doubly degenerate.

If $U_a < 0$, the ground state is described by $\mathcal{M} = \pm n/2$. In the case of $U_a > 0$, one has to distinguish between odd and even n , where the ground state corresponds to $\mathcal{M} = 0$ and $\mathcal{M} = \pm 1/2$, respectively. In the basis of the eigenstates of the isospin operator, nonvanishing matrix elements of the bosonic operators are given by

$$\begin{aligned} \left\langle \frac{n-1}{2}, \mathcal{M} \mp \frac{1}{2} \left| \hat{a}_\Lambda \right| \frac{n}{2}, \mathcal{M} \right\rangle &= \pm \left\langle \frac{n-1}{2}, \mathcal{M} \mp \frac{1}{2} \left| \hat{a}_0 \right| \frac{n}{2}, \mathcal{M} \right\rangle \\ &= \frac{\sqrt{n \pm 2\mathcal{M}}}{2} \exp\left(\mp i \frac{\pi}{4}\right). \end{aligned} \quad (438)$$

Zero-temperature mean-field phase diagram of the symmetric spin-1/2 Bose-Hubbard model described by the Hamiltonian (436) was studied in details in Refs. [126, 490–492]. The formalism is based on the decoupling approximation similar to Eq. (318)

$$\hat{a}_{\sigma 1}^\dagger \hat{a}_{\sigma 2} \approx \psi_{\sigma 1}^* \hat{a}_{\sigma 2} + \hat{a}_{\sigma 1}^\dagger \psi_{\sigma 2} - \psi_{\sigma 1}^* \psi_{\sigma 2}, \quad (439)$$

where $\psi_{\sigma 1} = \langle \hat{a}_{\sigma 1} \rangle$ is the order parameter for Bose-Einstein condensation in the component $\sigma = 0, \Lambda$, which can be considered as a real and position-independent quantity. The free energy per lattice site \mathcal{F} is in general independent of the sign of ψ_σ , $\mathcal{F}(\psi_\Lambda, \psi_0) = \mathcal{F}(|\psi_\Lambda|, |\psi_0|)$, and it is a symmetric function of ψ_0 and ψ_Λ : $\mathcal{F}(\psi_0, \psi_\Lambda) = \mathcal{F}(\psi_\Lambda, \psi_0)$.

Typical dependences of \mathcal{F} on the order parameters ψ_Λ and ψ_0 in the case $U_a < 0$ are shown in Fig. 62. As long as the ratio J/U_s is small, there is a single minimum at $\psi_0 = \psi_\Lambda = 0$ corresponding to the MI phase. For larger values of J/U_s the single minimum transforms into four equal minima located on the lines $\psi_\Lambda = \pm \psi_0$. This corresponds to the SF phase with equal contributions of both components. As in the case of spinless bosons, the transition is continuous, i.e., second order, and the phase boundary is described by Eq. (329) with $U = U_s - |U_a|$.

The case of positive U_a is quite different as one can see in Figs. 63 which shows typical dependences of the ground-state energy per lattice site on the order parameters. At small values of J/U_s , there is again only one minimum at $\psi_\Lambda = \psi_0 = 0$ which corresponds to the MI phase. If the ratio J/U_s is increased, four equal minima appear on the lines $\psi_\Lambda = 0$ and $\psi_0 = 0$ which means that the superfluid is polarized. In addition, the minimum at $\psi_\Lambda = \psi_0 = 0$ does not always disappear immediately, but only if J/U_s is further increased. This implies that in such cases the phase transition is discontinuous, i.e., of the first order, and in a certain range of J/U_s the two phases coexist.

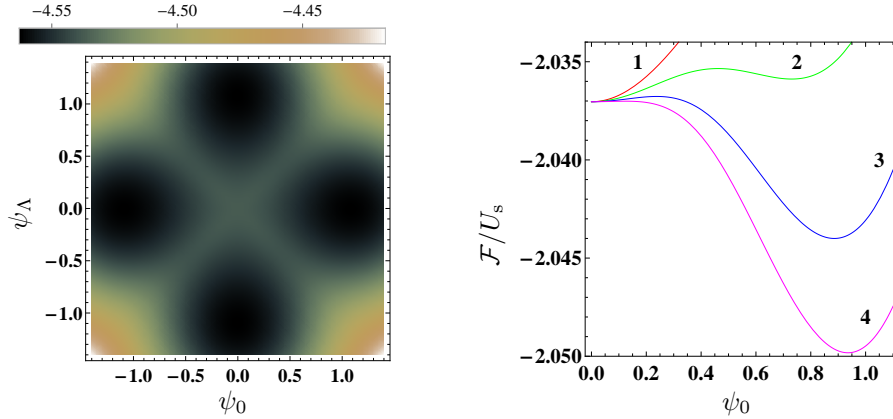


Figure 63: (color online) Free energy of the Hamiltonian (436) for ^{23}Na ($U_a/U_s \approx 0.037$ [458]). (a) $\mu/U_s = 2.5$, $2dJ/U_s = 0.12$. (b) $\psi_\Lambda = 0$, $\mu/U_s = 1.5$, $2dJ/U_s = 0.125$ (1), 0.148(2), 0.157(3), 0.167(4).

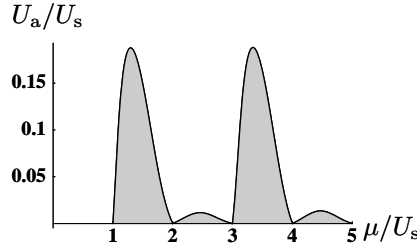


Figure 64: In the shaded regions of this diagram $\mathcal{F}(\psi)$ has two minima at certain values of J . In the remaining part $\mathcal{F}(\psi)$ has only one minimum. (Reproduced from Ref. [490], ©2005 American Physical Society.)

The values of μ and U_a which allow the first-order transition are shown in Fig. (64). For $n = 1$, the transition is always second order. First-order transition is possible for $n \geq 2$ and U_a/U_s smaller than some critical value, which is about 0.188 for even n and grows from 0.012 ($n = 3$) to 0.015 ($n \rightarrow \infty$) for odd n . In the case of ^{23}Na shown in Fig. 65, an interesting regime is achieved, when the QPT for odd n is second order, but for even n it is first order.

The phase diagram for ^{23}Na is presented in Fig. 65. It consists of a series of (internal) lobes corresponding to the stable Mott phase and external regions corresponding to the stable superfluid phase. However, in the case of even n , the two regions are separated from one another by intermediate ones, where the stable and metastable superfluid and Mott phases coexist. The boundary separating the region of the stable superfluid phase from other ones can be calculated exactly in the mean-field theory using the second-order perturbation theory. In the case of odd n , the boundary is given by

$$J' = 4 \left[\frac{n-1}{\mu' - n + 1 + 2U'_a} + \frac{n+3}{n + U'_a - \mu'} + 2(n+1) \left(\frac{1}{n - U'_a - \mu'} + \frac{1}{\mu' - n + 1} \right) \right]^{-1}, \quad (440)$$

where $J' = 2dJ/U_s$, $U'_a = U_a/U_s$, and $\mu' = \mu/U_s$ with $U_s(n-1) < \mu < U_s n - U_a$. For even n , it is described by the equation

$$J' = \frac{(\mu' - n + 1 + U'_a)(n - \mu')}{\mu' - n + 1 + U'_a + (1 + U'_a)n/2}. \quad (441)$$

where $U_s(n-1) - U_a < \mu < U_s n$.

The predictions of the mean-field theory have been tested by QMC calculations with one and two bosons per site in one and two dimensions [491–493]. It was verified that for ferromagnetic interactions ($U_a < 0$) the phases are unpolarized and the transitions are continuous. In the case of antiferromagnetic interactions

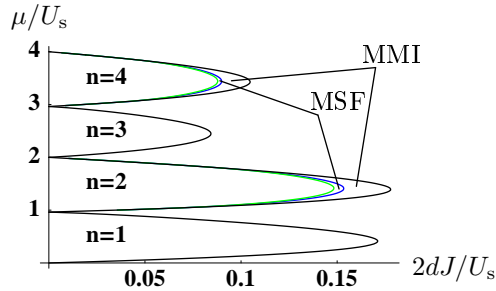


Figure 65: (color online) Phase diagram for ^{23}Na ($U_a/U_s \approx 0.037$ [458]). The regions of metastable SF phase coexisting with the stable MI phase and that of metastable MI phase coexisting with the stable SF phase are denoted by MSF and MMI, respectively. (Adapted from Ref. [490], ©2005 American Physical Society.)

($U_a > 0$) it was confirmed that the SF phase is always dominated by one component. The first-order transitions were found in two dimensions with two bosons per lattice site and for $U_a/U_s \lesssim 0.25$ which is in good agreement with the results shown in Fig. 64. However, the mean-field theory fails to describe all the features of the MI phase at finite tunneling and of the one-dimensional systems in general. QMC calculations demonstrated that all the transitions in one dimension are continuous. In addition, it was shown that the populations of the components in the case of one atoms per site become unbalanced already in the MI phase at finite ratios J/U_s and this polarization persists through the MI-SF transition. It was also shown that thermal fluctuations immediately destroy the polarization of the MI phase, while the SF phase is less sensitive to that at least for small temperatures [493].

13. Concluding remarks

In this review, we presented studies of equilibrium properties of ultracold bosons with short-range interactions in optical lattices of the simplest hypercubic geometries. Although this kind of systems displays already quite rich physics, this is just a tiny part of activities in a huge area of research on cold atoms in optical lattices. Other topics include atoms with long-range dipole-dipole interactions, disordered systems, mixtures of different bosonic species, fermions as well as Bose-Fermi mixtures, lattices with more complicated geometric structures, e.g., hexagonal and triangular. We just mention intriguing experimental observations of Anderson localization and Bose-glass phase in incommensurate lattices [494, 495], observation of effective multi-body interactions up to the six-body case in a three-dimensional lattice [496], experimental realization of strong effective magnetic fields in a two-dimensional optical superlattice [497, 498], quantum simulations of a one-dimensional chain of interacting Ising spins in the presence of longitudinal and transverse fields [499], in situ studies of photon-assisted tunneling in a Mott insulator by amplitude modulation of a tilted optical lattice [500], realization of a finite-momentum superfluid in the lowest P -band of a square lattice with two different depths of the potential wells arranged in a checkerboard pattern [501], studies of quantum magnetism in high-spin systems [33], observation of spin-exchange interactions with polar molecules [502].

Another field of research which became very popular in the last years is the study of nonequilibrium phenomena. This is due to the fact that ultracold atoms are very well isolated from the environment which makes possible experimental investigations of relaxation and thermalization in closed quantum systems [503–505] as well as the dynamics of nonlocal quantum correlations [195]. This is a challenge for theorists because exact calculations of the dynamics of interacting quantum systems remain a difficult problem. In spite of a great progress achieved for one-dimensional systems with the aid of matrix-product states, the methods for higher-dimensional systems are not so well developed. Some progress in this direction is achieved by the dynamical mean-field theory [85, 506–508] and Monte Carlo methods [509, 510]. An alternative approach was recently suggested in Refs. [401, 404, 405, 511] which deals with the dynamical equations for the reduced density matrices of different number of lattice sites. However, the full theoretical description of sufficiently large systems in the whole parameter range and for arbitrarily long times is still not reached.

Acknowledgment

I am grateful to G. Astrakharchik, N. ten Brinke, R. Egger, L. de Forges de Parny, R. Graham, D. A. W. Hutchinson, P. Navez, J. Oertel, A. Osterloh, J. Larson, M. Lewenstein, A. Pelster, C. Schneider, R. Schützhold, D. V. Skryabin, N. Szpak, M. Thorwart for useful discussions and fruitful collaborations. Special thanks to F. Queisser for critical reading of the manuscript and helpful comments. This work was supported by the SFB/TR 12 of the German Research Foundation (DFG).

References

- [1] P. Jessen, I. Deutsch, Optical lattices, in: B. Bederson, H. Walther (Eds.), *Advances In Atomic, Molecular, and Optical Physics*, Vol. 37, Academic Press, 1996, pp. 95 – 138.
- [2] P. Windpassinger, K. Sengstock, Engineering novel optical lattices, *Reports on Progress in Physics* 76 (8) (2013) 086401.
- [3] M. Greiner, O. Mandel, T. Esslinger, T. W. Hänsch, I. Bloch, Quantum phase transition from a superfluid to a Mott insulator in a gas of ultracold atoms, *Nature* 415 (2002) 39.
- [4] B. Paredes, A. Widera, V. Murg, O. Mandel, S. Fölling, I. Cirac, G. V. Shlyapnikov, T. W. Hänsch, I. Bloch, Tonks–Girardeau gas of ultracold atoms in an optical lattice, *Nature* 429 (2004) 277.
- [5] T. Stöferle, H. Moritz, C. Schori, M. Köhl, T. Esslinger, Transition from a strongly interacting 1D superfluid to a Mott insulator, *Phys. Rev. Lett.* 92 (2004) 130403.
- [6] E. Haller, R. Hart, M. J. Mark, J. G. Danzl, L. Reichsöllner, M. Gustavsson, M. Dalmonte, G. Pupillo, H.-C. Nägerl, Pinning quantum phase transition for a Luttinger liquid of strongly interacting bosons, *Nature* 466 (2010) 597.
- [7] I. B. Spielman, W. D. Phillips, J. V. Porto, Mott-insulator transition in a two-dimensional atomic Bose gas, *Phys. Rev. Lett.* 98 (2007) 080404.
- [8] N. Gemelke, X. Zhang, C.-L. Hung, C. Chin, In situ observation of incompressible Mott-insulating domains in ultracold atomic gases, *Nature* 460 (2009) 995–998.
- [9] J. F. Sherson, C. Weitenberg, M. Endres, M. Cheneau, I. Bloch, S. Kuhr, Single-atom-resolved fluorescence imaging of an atomic Mott insulator, *Nature* 467 (2010) 68–72.
- [10] W. S. Bakr, A. Peng, M. E. Tai, R. Ma, J. Simon, J. I. Gillen, S. Fölling, L. Pollet, M. Greiner, Probing the superfluid–to–Mott insulator transition at the single-atom level, *Science* 329 (5991) (2010) 547–550.
- [11] C. Weitenberg, M. Endres, J. F. Sherson, M. Cheneau, P. Schauß, T. Fukuhara, I. Bloch, S. Kuhr, Single-spin addressing in an atomic Mott insulator, *Nature* 471 (2011) 319–324.
- [12] X. Zhang, C.-L. Hung, S.-K. Tung, C. Chin, Observation of quantum criticality with ultracold atoms in optical lattices, *Science* 335 (6072) (2012) 1070–1072.
- [13] K. Henderson, C. Ryu, C. MacCormick, M. G. Boshier, Experimental demonstration of painting arbitrary and dynamic potentials for Bose–Einstein condensates, *New Journal of Physics* 11 (4) (2009) 043030.
- [14] L. Fallani, C. Fort, M. Inguscio, Bose–Einstein condensates in disordered potentials, in: Arimondo, et al (Eds.), *Advances in Atomic, Molecular, and Optical Physics*, Vol. 56, Academic Press, 2008, pp. 119 – 160.
- [15] L. Sanchez-Palencia, M. Lewenstein, Disordered quantum gases under control, *Nature Physics* 6 (2010) 87–95.
- [16] G. Modugno, Anderson localization in Bose–Einstein condensates, *Reports on Progress in Physics* 73 (10) (2010) 102401.
- [17] B. Shapiro, Cold atoms in the presence of disorder, *Journal of Physics A: Mathematical and Theoretical* 45 (14) (2012) 143001.
- [18] B. Deissler, M. Zaccanti, G. Roati, C. D’Errico, M. Fattori, M. Modugno, G. Modugno, M. Inguscio, Delocalization of a disordered bosonic system by repulsive interactions, *Nature Physics* 6 (2010) 354–358.
- [19] B. Damski, J. Zakrzewski, L. Santos, P. Zoller, M. Lewenstein, Atomic Bose and Anderson glasses in optical lattices, *Phys. Rev. Lett.* 91 (2003) 080403.
- [20] B. Gadway, D. Pertot, J. Reeves, M. Vogt, D. Schneble, Glassy behavior in a binary atomic mixture, *Phys. Rev. Lett.* 107 (2011) 145306.
- [21] O. Mandel, M. Greiner, A. Widera, T. Rom, T. W. Hänsch, I. Bloch, Coherent transport of neutral atoms in spin-dependent optical lattice potentials, *Phys. Rev. Lett.* 91 (2003) 010407.
- [22] I. B. Spielman, W. D. Phillips, J. V. Porto, Condensate fraction in a 2D Bose gas measured across the Mott-insulator transition, *Phys. Rev. Lett.* 100 (2008) 120402.
- [23] K. Jiménez-García, R. L. Compton, Y.-J. Lin, W. D. Phillips, J. V. Porto, I. B. Spielman, Phases of a two-dimensional Bose gas in an optical lattice, *Phys. Rev. Lett.* 105 (2010) 110401.
- [24] S. Trotzky, L. Pollet, F. Gerbier, U. Schnorrberger, I. Bloch, N. V. Prokof’ev, B. Svistunov, M. Troyer, Suppression of the critical temperature for superfluidity near the Mott transition, *Nature Physics* 6 (2010) 998.
- [25] S. S. Natu, D. C. McKay, B. DeMarco, E. J. Mueller, Evolution of condensate fraction during rapid lattice ramps, *Phys. Rev. A* 85 (2012) 061601.
- [26] J. K. Chin, D. E. Miller, Y. Liu, C. Stan, W. Setiawan, C. Sanner, K. Xu, W. Ketterle, Evidence of superfluidity of ultracold fermions in an optical lattice, *Nature* 443 (2006) 961.
- [27] B. Zimmermann, T. Müller, J. Meineke, T. Esslinger, H. Moritz, High-resolution imaging of ultracold fermions in microscopically tailored optical potentials, *New Journal of Physics* 13 (4) (2011) 043007.
- [28] K. Xu, Y. Liu, J. R. Abo-Shaeer, T. Mukaiyama, J. K. Chin, D. E. Miller, W. Ketterle, K. M. Jones, E. Tiesinga, Sodium Bose-Einstein condensates in an optical lattice, *Phys. Rev. A* 72 (2005) 043604.

- [29] K. Henderson, H. Kelkar, B. Gutiérrez-Medina, T. C. Li, M. G. Raizen, Experimental study of the role of atomic interactions on quantum transport, *Phys. Rev. Lett.* 96 (2006) 150401.
- [30] J. P. Ronzheimer, M. Schreiber, S. Braun, S. S. Hodgman, S. Langer, I. P. McCulloch, F. Heidrich-Meisner, I. Bloch, U. Schneider, Expansion dynamics of interacting bosons in homogeneous lattices in one and two dimensions, *Phys. Rev. Lett.* 110 (2013) 205301.
- [31] C.-L. Hung, X. Zhang, L.-C. Ha, S.-K. Tung, N. Gemelke, C. Chin, Extracting density–density correlations from in situ images of atomic quantum gases, *New Journal of Physics* 13 (7) (2011) 075019.
- [32] T. Fukuhara, S. Sugawa, M. Sugimoto, S. Taie, Y. Takahashi, Mott insulator of ultracold alkaline-earth-metal-like atoms, *Phys. Rev. A* 79 (2009) 041604.
- [33] A. de Paz, A. Sharma, A. Chotia, E. Maréchal, J. H. Huckans, P. Pedri, L. Santos, O. Gorceix, L. Vernac, B. Laburthe-Tolra, Nonequilibrium quantum magnetism in a dipolar lattice gas, *Phys. Rev. Lett.* 111 (2013) 185305.
- [34] T. Köhler, K. Góral, P. S. Julienne, Production of cold molecules via magnetically tunable Feshbach resonances, *Rev. Mod. Phys.* 78 (2006) 1311–1361.
- [35] C. Chin, R. Grimm, P. Julienne, E. Tiesinga, Feshbach resonances in ultracold gases, *Rev. Mod. Phys.* 82 (2010) 1225–1286.
- [36] S. Kokkelmans, Feshbach resonances in ultracold gases, in: P. Torma, K. Sengstock (Eds.), *Quantum gas experiments - exploring many-body states*, Imperial College Press, London, 2014.
- [37] M. Greiner, I. Bloch, O. Mandel, T. W. Hänsch, T. Esslinger, Exploring phase coherence in a 2D lattice of Bose-Einstein condensates, *Phys. Rev. Lett.* 87 (2001) 160405.
- [38] D. Clément, N. Fabbri, L. Fallani, C. Fort, M. Inguscio, Exploring correlated 1D Bose gases from the superfluid to the Mott-insulator state by inelastic light scattering, *Phys. Rev. Lett.* 102 (2009) 155301.
- [39] D. Clément, N. Fabbri, L. Fallani, C. Fort, M. Inguscio, Bragg spectroscopy of strongly correlated bosons in optical lattices, *Journal of Low Temperature Physics* 158 (1-2) (2010) 5–15.
- [40] P. T. Ernst, S. Götzke, J. S. Krauser, K. Pyka, D.-S. Lühmann, D. Pfannkuche, K. Sengstock, Probing superfluids in optical lattices by momentum-resolved Bragg spectroscopy, *Nature Physics* 6 (2010) 56–61.
- [41] A. Itah, H. Veksler, O. Lahav, A. Blumkin, C. Moreno, C. Gordon, J. Steinhauer, Direct observation of a sub-Poissonian number distribution of atoms in an optical lattice, *Phys. Rev. Lett.* 104 (2010) 113001.
- [42] W. S. Bakr, J. I. Gillen, A. Peng, S. Fölling, M. Greiner, A quantum gas microscope for detecting single atoms in a Hubbard-regime optical lattice, *Nature* 462 (2009) 74–77.
- [43] H. A. Gersch, G. C. Knollman, Quantum cell model for bosons, *Phys. Rev.* 129 (1963) 959–967.
- [44] H. A. Gersch, J. M. Tanner, Solid-superfluid transition in He^4 at absolute zero, *Phys. Rev.* 139 (1965) A1769–A1782.
- [45] J. F. Fernandez, H. A. Gersch, Effect of attractive forces on the solid-superfluid transition in He^4 at absolute zero, *Phys. Rev.* 149 (1966) 154–164.
- [46] W. J. Mullin, Cell model of quantum liquids and solids. I. Crystalline state, *Phys. Rev. A* 4 (1971) 1247–1256.
- [47] M. P. A. Fisher, P. B. Weichman, G. Grinstein, D. S. Fisher, Boson localization and the superfluid-insulator transition, *Phys. Rev. B* 40 (1989) 546–570.
- [48] S. Sachdev, *Quantum Phase Transitions*, Cambridge University Press, Cambridge, England, 2001.
- [49] E. G. Dalla Torre, E. Berg, E. Altman, Hidden order in 1D Bose insulators, *Phys. Rev. Lett.* 97 (2006) 260401.
- [50] E. Berg, E. G. Dalla Torre, T. Giamarchi, E. Altman, Rise and fall of hidden string order of lattice bosons, *Phys. Rev. B* 77 (2008) 245119.
- [51] J. K. Freericks, H. Monien, Phase diagram of the Bose-Hubbard model, *EPL (Europhysics Letters)* 26 (7) (1994) 545.
- [52] J. K. Freericks, H. Monien, Strong-coupling expansions for the pure and disordered Bose-Hubbard model, *Phys. Rev. B* 53 (1996) 2691–2700.
- [53] B. Damski, J. Zakrzewski, Mott-insulator phase of the one-dimensional Bose-Hubbard model: A high-order perturbative study, *Phys. Rev. A* 74 (2006) 043609.
- [54] J. K. Freericks, H. R. Krishnamurthy, Y. Kato, N. Kawashima, N. Trivedi, Strong-coupling expansion for the momentum distribution of the Bose-Hubbard model with benchmarking against exact numerical results, *Phys. Rev. A* 79 (2009) 053631.
- [55] R. Schützhold, M. Uhlmann, Y. Xu, U. R. Fischer, Sweeping from the superfluid to the Mott phase in the Bose-Hubbard model, *Phys. Rev. Lett.* 97 (2006) 200601.
- [56] U. R. Fischer, R. Schützhold, M. Uhlmann, Bogoliubov theory of quantum correlations in the time-dependent Bose-Hubbard model, *Phys. Rev. A* 77 (2008) 043615.
- [57] H. Q. Lin, J. E. Hirsch, D. J. Scalapino, Pairing in the two-dimensional Hubbard model: An exact diagonalization study, *Phys. Rev. B* 37 (1988) 7359–7367.
- [58] C. Kollath, A. M. Läuchli, E. Altman, Quench dynamics and nonequilibrium phase diagram of the Bose-Hubbard model, *Phys. Rev. Lett.* 98 (2007) 180601.
- [59] V. F. Elesin, V. A. Kashurnikov, L. A. Openov, Mott-insulator-superfluid-liquid transition in a 1D boson Hubbard model, *JETP Lett.* 60 (1994) 177.
- [60] V. A. Kashurnikov, A. I. Podlivaev, B. V. Svistunov, Superfluidity in a 1D disordered Hubbard boson model: numerical spectroscopic analysis, *JETP Lett.* 61 (1995) 381.
- [61] V. A. Kashurnikov, A. I. Podlivaev, N. V. Prokof'ev, B. V. Svistunov, Supercurrent states in one-dimensional infinite-size rings, *Phys. Rev. B* 53 (1996) 13091–13105.
- [62] V. A. Kashurnikov, B. V. Svistunov, Exact diagonalization plus renormalization-group theory: Accurate method for a one-dimensional superfluid-insulator-transition study, *Phys. Rev. B* 53 (1996) 11776–11778.
- [63] R. Roth, K. Burnett, Superfluidity and interference pattern of ultracold bosons in optical lattices, *Phys. Rev. A* 67 (2003)

- 031602.
- [64] R. Roth, K. Burnett, Phase diagram of bosonic atoms in two-color superlattices, *Phys. Rev. A* 68 (2003) 023604.
 - [65] R. Roth, K. Burnett, Dynamic structure factor of ultracold Bose and Fermi gases in optical lattices, *Journal of Physics B: Atomic, Molecular and Optical Physics* 37 (19) (2004) 3893.
 - [66] M. Hild, F. Schmitt, I. Türschmann, R. Roth, Ultracold Bose gases in time-dependent one-dimensional superlattices: Response and quasimomentum structure, *Phys. Rev. A* 76 (2007) 053614.
 - [67] K. V. Krutitsky, M. Thorwart, R. Egger, R. Graham, Ultracold bosons in lattices with binary disorder, *Phys. Rev. A* 77 (2008) 053609.
 - [68] A. Weiße, H. Fehske, Exact diagonalization techniques, in: H. Fehske, R. Schneider, A. Weiße (Eds.), *Computational Many-Particle Physics*, Vol. 739 of *Lecture Notes in Physics*, Springer, Berlin Heidelberg, 2008, pp. 529–544.
 - [69] J. M. Zhang, R. X. Dong, Exact diagonalization: the Bose–Hubbard model as an example, *European Journal of Physics* 31 (3) (2010) 591.
 - [70] U. Schollwöck, The density-matrix renormalization group, *Rev. Mod. Phys.* 77 (2005) 259–315.
 - [71] U. Schollwöck, The density-matrix renormalization group in the age of matrix product states, *Annals of Physics* 326 (1) (2011) 96 – 192.
 - [72] T. D. Kühner, S. R. White, H. Monien, One-dimensional Bose-Hubbard model with nearest-neighbor interaction, *Phys. Rev. B* 61 (2000) 12474–12489.
 - [73] R. T. Scalettar, G. G. Batrouni, G. T. Zimanyi, Localization in interacting, disordered, Bose systems, *Phys. Rev. Lett.* 66 (1991) 3144–3147.
 - [74] L. Pollet, Recent developments in quantum Monte Carlo simulations with applications for cold gases, *Reports on Progress in Physics* 75 (9) (2012) 094501.
 - [75] M. C. Gutzwiller, Effect of correlation on the ferromagnetism of transition metals, *Phys. Rev. Lett.* 10 (1963) 159–162.
 - [76] K. Sengupta, N. Dupuis, Mott-insulator-to-superfluid transition in the Bose-Hubbard model: A strong-coupling approach, *Phys. Rev. A* 71 (2005) 033629.
 - [77] C. Menotti, N. Trivedi, Spectral weight redistribution in strongly correlated bosons in optical lattices, *Phys. Rev. B* 77 (2008) 235120.
 - [78] D.-S. Lühmann, Cluster Gutzwiller method for bosonic lattice systems, *Phys. Rev. A* 87 (2013) 043619.
 - [79] N. Teichmann, D. Hinrichs, M. Holthaus, A. Eckardt, Bose-Hubbard phase diagram with arbitrary integer filling, *Phys. Rev. B* 79 (2009) 100503.
 - [80] N. Teichmann, D. Hinrichs, M. Holthaus, A. Eckardt, Process-chain approach to the Bose-Hubbard model: Ground-state properties and phase diagram, *Phys. Rev. B* 79 (2009) 224515.
 - [81] A. Georges, G. Kotliar, W. Krauth, M. J. Rozenberg, Dynamical mean-field theory of strongly correlated fermion systems and the limit of infinite dimensions, *Rev. Mod. Phys.* 68 (1996) 13–125.
 - [82] A. Hubener, M. Snoek, W. Hofstetter, Magnetic phases of two-component ultracold bosons in an optical lattice, *Phys. Rev. B* 80 (2009) 245109.
 - [83] Y. Li, M. R. Bakhtiari, L. He, W. Hofstetter, Tunable anisotropic magnetism in trapped two-component Bose gases, *Phys. Rev. B* 84 (2011) 144411.
 - [84] Y. Li, M. R. Bakhtiari, L. He, W. Hofstetter, Pomeranchuk effect and spin-gradient cooling of Bose-Bose mixtures in an optical lattice, *Phys. Rev. A* 85 (2012) 023624.
 - [85] P. Anders, E. Gull, L. Pollet, M. Troyer, P. Werner, Dynamical mean field solution of the Bose-Hubbard model, *Phys. Rev. Lett.* 105 (2010) 096402.
 - [86] P. Anders, E. Gull, L. Pollet, M. Troyer, P. Werner, Dynamical mean-field theory for bosons, *New Journal of Physics* 13 (7) (2011) 075013.
 - [87] O. Morsch, M. Oberthaler, Dynamics of Bose-Einstein condensates in optical lattices, *Rev. Mod. Phys.* 78 (2006) 179–215.
 - [88] M. Lewenstein, A. Sanpera, V. Ahufinger, B. Damski, A. Sen(De), U. Sen, Ultracold atomic gases in optical lattices: mimicking condensed matter physics and beyond, *Advances in Physics* 56 (2) (2007) 243–379.
 - [89] I. Bloch, J. Dalibard, W. Zwerger, Many-body physics with ultracold gases, *Rev. Mod. Phys.* 80 (2008) 885–964.
 - [90] V. I. Yukalov, Cold bosons in optical lattices, *Laser Phys.* 19 (2009) 1.
 - [91] M. Lewenstein, A. Sanpera, V. Ahufinger, *Ultracold Atoms in Optical Lattices: Simulating quantum many-body systems*, Oxford University Press, 2012.
 - [92] P. Barmettler, C. Kollath, Quantum gases in optical lattices, in: P. Torma, K. Sengstock (Eds.), *Quantum gas experiments - exploring many-body states*, Imperial College Press, London, 2014.
 - [93] O. Dutta, M. Gajda, P. Hauke, M. Lewenstein, D.-S. Lühmann, B. A. Malomed, T. Sowiński, J. Zakrzewski, Non-standard Hubbard models in optical lattices: a review, *Reports on Progress in Physics* 78 (6) (2015) 066001.
 - [94] H. J. Metcalf, P. van der Straten, *Laser Cooling and Trapping*, Springer-Verlag, New York, 1999.
 - [95] R. Grimm, M. Weidemüller, Y. B. Ovchinnikov, Optical dipole traps for neutral atoms, Vol. 42 of *Advances In Atomic, Molecular, and Optical Physics*, Academic Press, 2000, pp. 95 – 170.
 - [96] A. M. Dudarev, R. B. Diener, I. Carusotto, Q. Niu, Spin-orbit coupling and Berry phase with ultracold atoms in 2D optical lattices, *Phys. Rev. Lett.* 92 (2004) 153005.
 - [97] K. I. Petsas, A. B. Coates, G. Grynberg, Crystallography of optical lattices, *Phys. Rev. A* 50 (1994) 5173–5189.
 - [98] G. Grynberg, C. Robilliard, Cold atoms in dissipative optical lattices, *Physics Reports* 355 (5-6) (2001) 335 – 451.
 - [99] L. Fallani, C. Fort, J. Lye, M. Inguscio, Bose-einstein condensate in an optical lattice with tunable spacing: transport and static properties, *Opt. Express* 13 (11) (2005) 4303–4313.
 - [100] N.W. McLachlan, *Theory and application of Mathieu functions*, Dover Publications, NY, 1964.
 - [101] J. Meixner, F. W. Schäfke, *Mathieusche Funktionen und Sphäroidfunktionen*, Springer, Berlin, 1954.

- [102] J. Meixner, F. W. Schäfke, G. Wolf, *Mathieu Functions and Spheroidal Functions and Their Mathematical Foundations: Further Studies*, Lecture Notes in Mathematics, Vol. 837, Springer-Verlag, Berlin-New York, 1980.
- [103] E. Duchon, Y. L. Loh, N. Trivedi, Optical lattice emulators: Bose and Fermi Hubbard models, in: K.-H. Bennemann, J. B. Ketterson (Eds.), *Novel Superfluids*, Vol. 2 of International Series of Monographs on Physics, Oxford University Press, Oxford, 2014. [arXiv:1311.0543](https://arxiv.org/abs/1311.0543).
- [104] W. H. Press, S. A. Teukolsky, W. T. Vetterling, B. P. Flannery, *Numerical Recipes: The Art of Scientific Computing*, Cambridge University Press, 2007.
- [105] M. Abramowitz, I. A. Stegun, *Handbook of Mathematical Functions*, Dover Publications, NY, 1972.
- [106] G. H. Wannier, The structure of electronic excitation levels in insulating crystals, *Phys. Rev.* 52 (1937) 191–197.
- [107] G. F. Koster, Localized functions in molecules and crystals, *Phys. Rev.* 89 (1953) 67–77.
- [108] G. F. Koster, J. C. Slater, Wave functions for impurity levels, *Phys. Rev.* 95 (1954) 1167–1176.
- [109] W. Kohn, Analytic properties of Bloch waves and Wannier functions, *Phys. Rev.* 115 (1959) 809–821.
- [110] G. Parzen, Electronic energy bands in metals, *Phys. Rev.* 89 (1953) 237–243.
- [111] L. He, D. Vanderbilt, Exponential decay properties of Wannier functions and related quantities, *Phys. Rev. Lett.* 86 (2001) 5341–5344.
- [112] D. J. Boers, B. Goedeke, D. Hinrichs, M. Holthaus, Mobility edges in bichromatic optical lattices, *Phys. Rev. A* 75 (2007) 063404.
- [113] J. C. Slater, A subtle problem in energy bands, *Phys. Rev.* 87 (1952) 807–835.
- [114] D. Jaksch, C. Bruder, J. I. Cirac, C. W. Gardiner, P. Zoller, Cold bosonic atoms in optical lattices, *Phys. Rev. Lett.* 81 (1998) 3108–3111.
- [115] D. van Oosten, P. van der Straten, H. T. C. Stoof, Quantum phases in an optical lattice, *Phys. Rev. A* 63 (2001) 053601.
- [116] W. Zwerger, Mott–Hubbard transition of cold atoms in optical lattices, *Journal of Optics B: Quantum and Semiclassical Optics* 5 (2) (2003) S9.
- [117] W. Zwerger, Cold atoms in optical lattices, in: B. Kramer (Ed.), *Advances in Solid State Physics*, Vol. 44, Springer, Berlin Heidelberg, 2004, pp. 277–295.
- [118] H. P. Büchler, G. Blatter, W. Zwerger, Commensurate-incommensurate transition of cold atoms in an optical lattice, *Phys. Rev. Lett.* 90 (2003) 130401.
- [119] J.-P. Martikainen, H. T. C. Stoof, Quantum theory of a vortex line in an optical lattice, *Phys. Rev. A* 69 (2004) 053617.
- [120] G. Mazzarella, S. M. Giampaolo, F. Illuminati, Extended Bose Hubbard model of interacting bosonic atoms in optical lattices: From superfluidity to density waves, *Phys. Rev. A* 73 (2006) 013625.
- [121] J. Biddle, S. Das Sarma, Predicted mobility edges in one-dimensional incommensurate optical lattices: An exactly solvable model of Anderson localization, *Phys. Rev. Lett.* 104 (2010) 070601.
- [122] Z. Lin, J. Zhang, Y. Jiang, Visibility of ultracold Bose system in triangular optical lattices, *Phys. Rev. A* 86 (2012) 033625.
- [123] A. M. Rey, Ultracold bosonic atoms in optical lattices, Ph.D. thesis, University of Maryland (2004).
URL jila.colorado.edu/~arey/papers/thesis.pdf
- [124] F. Gerbier, A. Widera, S. Fölling, O. Mandel, T. Gericke, I. Bloch, Interference pattern and visibility of a Mott insulator, *Phys. Rev. A* 72 (2005) 053606.
- [125] N. Ashcroft, N. Mermin, *Solid State Physics*, Saunders College, Philadelphia, 1976.
- [126] K. V. Krutitsky, R. Graham, Spin-1 bosons with coupled ground states in optical lattices, *Phys. Rev. A* 70 (2004) 063610.
- [127] G. K. Brennen, C. M. Caves, P. S. Jessen, I. H. Deutsch, Quantum logic gates in optical lattices, *Phys. Rev. Lett.* 82 (1999) 1060–1063.
- [128] D. Jaksch, H.-J. Briegel, J. I. Cirac, C. W. Gardiner, P. Zoller, Entanglement of atoms via cold controlled collisions, *Phys. Rev. Lett.* 82 (1999) 1975–1978.
- [129] O. Mandel, M. Greiner, A. Widera, T. Rom, T. W. Hänsch, I. Bloch, Controlled collisions for multi-particle entanglement of optically trapped atoms, *Nature* 425 (2003) 937–940.
- [130] D. Jaksch, P. Zoller, The cold atom Hubbard toolbox, *Annals of Physics* 315 (1) (2005) 52 – 79.
- [131] P. Marte, R. Dum, R. Taïeb, P. Zoller, M. S. Shahriar, M. Prentiss, Polarization-gradient-assisted subrecoil cooling: Quantum calculations in one dimension, *Phys. Rev. A* 49 (1994) 4826–4836.
- [132] R. Dum, M. Olshanii, Gauge structures in atom-laser interaction: Bloch oscillations in a dark lattice, *Phys. Rev. Lett.* 76 (1996) 1788–1791.
- [133] S. K. Dutta, B. K. Teo, G. Raithel, Tunneling dynamics and gauge potentials in optical lattices, *Phys. Rev. Lett.* 83 (1999) 1934–1937.
- [134] T. Kinoshita, T. Wenger, D. S. Weiss, Observation of a one-dimensional Tonks-Girardeau gas, *Science* 305 (5687) (2004) 1125–1128.
- [135] E. Haller, M. Gustavsson, M. J. Mark, J. G. Danzl, R. Hart, G. Pupillo, H.-C. Nägerl, Realization of an excited, strongly correlated quantum gas phase, *Science* 325 (5945) (2009) 1224–1227.
- [136] E. Haller, M. J. Mark, R. Hart, J. G. Danzl, L. Reichsöllner, V. Melezhik, P. Schmelcher, H.-C. Nägerl, Confinement-induced resonances in low-dimensional quantum systems, *Phys. Rev. Lett.* 104 (2010) 153203.
- [137] M. Olshanii, Atomic scattering in the presence of an external confinement and a gas of impenetrable bosons, *Phys. Rev. Lett.* 81 (1998) 938–941.
- [138] V. Dunjko, V. Lorent, M. Olshanii, Bosons in cigar-shaped traps: Thomas-Fermi regime, Tonks-Girardeau regime, and in between, *Phys. Rev. Lett.* 86 (2001) 5413–5416.
- [139] L.-C. Ha, C.-L. Hung, X. Zhang, U. Eismann, S.-K. Tung, C. Chin, Strongly interacting two-dimensional Bose gases, *Phys. Rev. Lett.* 110 (2013) 145302.

- [140] J. Larson, A. Collin, J.-P. Martikainen, Multiband bosons in optical lattices, *Phys. Rev. A* 79 (2009) 033603.
- [141] M. Łački, D. Delande, J. Zakrzewski, Dynamics of cold bosons in optical lattices: effects of higher Bloch bands, *New Journal of Physics* 15 (1) (2013) 013062.
- [142] D.-S. Lühmann, O. Jürgensen, K. Sengstock, Multi-orbital and density-induced tunneling of bosons in optical lattices, *New Journal of Physics* 14 (3) (2012) 033021.
- [143] F. Göhmann, S. Murakami, Algebraic and analytic properties of the one-dimensional Hubbard model, *Journal of Physics A: Mathematical and General* 30 (15) (1997) 5269.
- [144] F. H. L. Essler, H. Frahm, F. Göhmann, A. Klümper, V. E. Korepin, *The One-Dimensional Hubbard Model*, Cambridge University Press, 2005.
- [145] V. A. Kashurnikov, N. V. Prokof'ev, B. V. Svistunov, Revealing the superfluid–Mott-insulator transition in an optical lattice, *Phys. Rev. A* 66 (2002) 031601.
- [146] F. Schwabl, *Statistical Mechanics*, Springer, Berlin, 2006.
- [147] G. G. Batrouni, V. Rousseau, R. T. Scalettar, M. Rigol, A. Muramatsu, P. J. H. Denteneer, M. Troyer, Mott domains of bosons confined on optical lattices, *Phys. Rev. Lett.* 89 (2002) 117203.
- [148] S. Wessel, F. Alet, M. Troyer, G. G. Batrouni, Quantum Monte Carlo simulations of confined bosonic atoms in optical lattices, *Phys. Rev. A* 70 (2004) 053615.
- [149] A. J. Leggett, Superfluidity, *Rev. Mod. Phys.* 71 (1999) S318–S323.
- [150] A. J. Leggett, *Quantum Liquids: Bose Condensation and Cooper Pairing in Condensed-Matter Systems*, Oxford University Press, 2006.
- [151] P. Kapitza, Viscosity of liquid Helium below the λ -point, *Nature* 141 (1938) 74.
- [152] J. F. Allen, A. D. Misener, Flow of liquid Helium II, *Nature* 141 (1938) 75.
- [153] R. Onofrio, C. Raman, J. M. Vogels, J. R. Abo-Shaeer, A. P. Chikkatur, W. Ketterle, Observation of superfluid flow in a Bose-Einstein condensed gas, *Phys. Rev. Lett.* 85 (2000) 2228–2231.
- [154] C. Ryu, M. F. Andersen, P. Cladé, V. Natarajan, K. Helmerson, W. D. Phillips, Observation of persistent flow of a Bose-Einstein condensate in a toroidal trap, *Phys. Rev. Lett.* 99 (2007) 260401.
- [155] A. Ramanathan, K. C. Wright, S. R. Muniz, M. Zelan, W. T. Hill, C. J. Lobb, K. Helmerson, W. D. Phillips, G. K. Campbell, Superflow in a toroidal Bose-Einstein condensate: An atom circuit with a tunable weak link, *Phys. Rev. Lett.* 106 (2011) 130401.
- [156] R. Desbuquois, L. Chomaz, T. Yefsah, J. Léonard, J. Beugnon, C. Weitenberg, J. Dalibard, Superfluid behaviour of a two-dimensional Bose gas, *Nature Physics* 8 (2012) 645–648.
- [157] S. Burger, F. S. Cataliotti, C. Fort, F. Minardi, M. Inguscio, M. L. Chiofalo, M. P. Tosi, Superfluid and dissipative dynamics of a Bose-Einstein condensate in a periodic optical potential, *Phys. Rev. Lett.* 86 (2001) 4447–4450.
- [158] L. Fallani, L. De Sarlo, J. E. Lye, M. Modugno, R. Saers, C. Fort, M. Inguscio, Observation of dynamical instability for a Bose-Einstein condensate in a moving 1D optical lattice, *Phys. Rev. Lett.* 93 (2004) 140406.
- [159] L. De Sarlo, L. Fallani, J. E. Lye, M. Modugno, R. Saers, C. Fort, M. Inguscio, Unstable regimes for a Bose-Einstein condensate in an optical lattice, *Phys. Rev. A* 72 (2005) 013603.
- [160] M. E. Fisher, M. N. Barber, D. Jasnow, Helicity modulus, superfluidity, and scaling in isotropic systems, *Phys. Rev. A* 8 (1973) 1111–1124.
- [161] B. S. Shastry, B. Sutherland, Twisted boundary conditions and effective mass in Heisenberg-Ising and Hubbard rings, *Phys. Rev. Lett.* 65 (1990) 243–246.
- [162] W. Krauth, Bethe ansatz for the one-dimensional boson Hubbard model, *Phys. Rev. B* 44 (1991) 9772–9775.
- [163] A. Eggington, A comment on the influence of substrates on the superfluid density of thin Helium-four films at $T=0$, *Journal of Low Temperature Physics* 28 (1-2) (1977) 1–14.
- [164] V. Ambegaokar, B. I. Halperin, D. R. Nelson, E. D. Siggia, Dynamics of superfluid films, *Phys. Rev. B* 21 (1980) 1806–1826.
- [165] S. Rapsch, U. Schollwöck, W. Zwerger, Density matrix renormalization group for disordered bosons in one dimension, *EPL (Europhysics Letters)* 46 (5) (1999) 559.
- [166] A. Eckardt, P. Hauke, P. Soltan-Panahi, C. Becker, K. Sengstock, M. Lewenstein, Frustrated quantum antiferromagnetism with ultracold bosons in a triangular lattice, *EPL (Europhysics Letters)* 89 (1) (2010) 10010.
- [167] J. Struck, C. Ölschläger, M. Weinberg, P. Hauke, J. Simonet, A. Eckardt, M. Lewenstein, K. Sengstock, P. Windpassinger, Tunable gauge potential for neutral and spinless particles in driven optical lattices, *Phys. Rev. Lett.* 108 (2012) 225304.
- [168] E. L. Pollock, D. M. Ceperley, Path-integral computation of superfluid densities, *Phys. Rev. B* 36 (1987) 8343–8352.
- [169] U. Shrestha, M. Modugno, Correlated bosons in a one-dimensional optical lattice: Effects of the trapping potential and of quasiperiodic disorder, *Phys. Rev. A* 82 (2010) 033604.
- [170] T. Nag, S. Roy, A. Dutta, D. Sen, Dynamical localization in a chain of hard core bosons under periodic driving, *Phys. Rev. B* 89 (2014) 165425.
- [171] L. P. Pitaevskii, S. Stringari, *Bose-Einstein Condensation*, Oxford University Press, Oxford, 2003.
- [172] O. Penrose, L. Onsager, Bose-Einstein condensation and liquid Helium, *Phys. Rev.* 104 (1956) 576–584.
- [173] C. N. Yang, Concept of off-diagonal long-range order and the quantum phases of liquid He and of superconductors, *Rev. Mod. Phys.* 34 (1962) 694–704.
- [174] P. W. Courteille, V. S. Bagnato, V. I. Yukalov, Bose-Einstein condensation of trapped atomic gases, *Laser Physics* 11 (2001) 659.
- [175] G. E. Astrakharchik, K. V. Krutitsky, Condensate fraction of cold gases in a nonuniform external potential, *Phys. Rev. A* 84 (2011) 031604.
- [176] K. Xu, Y. Liu, D. E. Miller, J. K. Chin, W. Setiawan, W. Ketterle, Observation of strong quantum depletion in a gaseous

- Bose-Einstein condensate, *Phys. Rev. Lett.* 96 (2006) 180405.
- [177] N. Fabbri, D. Clément, L. Fallani, C. Fort, M. Inguscio, Momentum-resolved study of an array of one-dimensional strongly phase-fluctuating Bose gases, *Phys. Rev. A* 83 (2011) 031604.
 - [178] F. Gerbier, S. Trotzky, S. Fölling, U. Schnorrberger, J. D. Thompson, A. Widera, I. Bloch, L. Pollet, M. Troyer, B. Capogrosso-Sansone, N. V. Prokof'ev, B. V. Svistunov, Expansion of a quantum gas released from an optical lattice, *Phys. Rev. Lett.* 101 (2008) 155303.
 - [179] Q. Niu, I. Carusotto, A. B. Kuklov, Imaging of critical correlations in optical lattices and atomic traps, *Phys. Rev. A* 73 (2006) 053604.
 - [180] F. Gerbier, A. Widera, S. Fölling, O. Mandel, T. Gericke, I. Bloch, Phase coherence of an atomic Mott insulator, *Phys. Rev. Lett.* 95 (2005) 050404.
 - [181] E. Altman, E. Demler, M. D. Lukin, Probing many-body states of ultracold atoms via noise correlations, *Phys. Rev. A* 70 (2004) 013603.
 - [182] S. Fölling, F. Gerbier, A. Widera, O. Mandel, T. Gericke, I. Bloch, Spatial quantum noise interferometry in expanding ultracold atom clouds, *Nature* 434 (2005) 481–484.
 - [183] V. Guarrera, N. Fabbri, L. Fallani, C. Fort, K. M. R. van der Stam, M. Inguscio, Noise correlation spectroscopy of the broken order of a Mott insulating phase, *Phys. Rev. Lett.* 100 (2008) 250403.
 - [184] S. Fölling, Quantum noise correlation experiments with ultracold atoms, in: P. Torma, K. Sengstock (Eds.), *Quantum gas experiments - exploring many-body states*, Imperial College Press, London, 2014.
 - [185] A. M. Rey, I. I. Satija, C. W. Clark, Noise correlations of hard-core bosons: quantum coherence and symmetry breaking, *Journal of Physics B: Atomic, Molecular and Optical Physics* 39 (10) (2006) S177.
 - [186] K. He, M. Rigol, Scaling of noise correlations in one-dimensional-lattice-hard-core-boson systems, *Phys. Rev. A* 83 (2011) 023611.
 - [187] D. McKay, M. White, B. DeMarco, Lattice thermodynamics of ultracold atoms, *Phys. Rev. A* 79 (2009) 063605.
 - [188] C.J.Pethick, H.Smith, *Bose-Einstein condensation in dilute gases*, Cambridge University Press, Cambridge, 2002.
 - [189] G. Pupillo, A. M. Rey, G. G. Batrouni, Bragg spectroscopy of trapped one-dimensional strongly interacting bosons in optical lattices: Probing the cake structure, *Phys. Rev. A* 74 (2006) 013601.
 - [190] N. Fabbri, D. Clément, L. Fallani, C. Fort, M. Modugno, K. M. R. van der Stam, M. Inguscio, Excitations of Bose-Einstein condensates in a one-dimensional periodic potential, *Phys. Rev. A* 79 (2009) 043623.
 - [191] X. Du, S. Wan, E. Yesilada, C. Ryu, D. J. Heinzen, Z. Liang, B. Wu, Bragg spectroscopy of a superfluid Bose-Hubbard gas, *New Journal of Physics* 12 (8) (2010) 083025.
 - [192] F. Schwabl, *Advanced Quantum Mechanics*, Springer, Berlin, 2008.
 - [193] S. Al-Assam, R. A. Williams, C. J. Foot, Ultracold atoms in an optical lattice with dynamically variable periodicity, *Phys. Rev. A* 82 (2010) 021604.
 - [194] M. Endres, M. Cheneau, T. Fukuhara, C. Weitenberg, P. Schauß, C. Gross, L. Mazza, M. C. Bañuls, L. Pollet, I. Bloch, S. Kuhr, Observation of correlated particle-hole pairs and string order in low-dimensional Mott insulators, *Science* 334 (6053) (2011) 200–203.
 - [195] M. Cheneau, P. Barmettler, D. Poletti, M. Endres, P. Schauß, T. Fukuhara, C. Gross, I. Bloch, C. Kollath, S. Kuhr, Light-cone-like spreading of correlations in a quantum many-body system, *Nature* 481 (2012) 484–487.
 - [196] G. K. Campbell, J. Mun, M. Boyd, P. Medley, A. E. Leanhardt, L. G. Marcassa, D. E. Pritchard, W. Ketterle, Imaging the Mott insulator shells by using atomic clock shifts, *Science* 313 (5787) (2006) 649–652.
 - [197] T. Gericke, P. Würtz, D. Reitz, T. Langen, H. Ott, High-resolution scanning electron microscopy of an ultracold quantum gas, *Nature Physics* 4 (2008) 949–953.
 - [198] P. Würtz, T. Langen, T. Gericke, A. Koglbauer, H. Ott, Experimental demonstration of single-site addressability in a two-dimensional optical lattice, *Phys. Rev. Lett.* 103 (2009) 080404.
 - [199] E. Kapit, E. Mueller, Even-odd correlation functions on an optical lattice, *Phys. Rev. A* 82 (2010) 013644.
 - [200] P. Cheinet, S. Trotzky, M. Feld, U. Schnorrberger, M. Moreno-Cardoner, S. Fölling, I. Bloch, Counting atoms using interaction blockade in an optical superlattice, *Phys. Rev. Lett.* 101 (2008) 090404.
 - [201] P. M. Preiss, R. Ma, M. E. Tai, J. Simon, M. Greiner, Quantum gas microscopy with spin, atom-number, and multilayer readout, *Phys. Rev. A* 91 (2015) 041602.
 - [202] G. N. Watson, Three triple integrals, *The Quarterly Journal of Mathematics* os-10 (1) (1939) 266–276.
 - [203] A. P. Prudnikov, Y. A. Brychkov, O. I. Marichev, *Integrals and series. II. Special unctons*, Gordon and Breach, NY, 1992, formula 2.15.21.2.
 - [204] B. Capogrosso-Sansone, N. V. Prokof'ev, B. V. Svistunov, Phase diagram and thermodynamics of the three-dimensional Bose-Hubbard model, *Phys. Rev. B* 75 (2007) 134302.
 - [205] C. Hooley, J. Quintanilla, Single-atom density of states of an optical lattice, *Phys. Rev. Lett.* 93 (2004) 080404.
 - [206] M. Rigol, A. Muramatsu, Confinement control by optical lattices, *Phys. Rev. A* 70 (2004) 043627.
 - [207] A. M. Rey, G. Pupillo, C. W. Clark, C. J. Williams, Ultracold atoms confined in an optical lattice plus parabolic potential: A closed-form approach, *Phys. Rev. A* 72 (2005) 033616.
 - [208] M. Valiente, D. Petrosyan, Quantum dynamics of one and two bosonic atoms in a combined tight-binding periodic and weak parabolic potential, *EPL (Europhysics Letters)* 83 (3) (2008) 30007.
 - [209] A. M. Rey, G. Pupillo, J. V. Porto, The role of interactions, tunneling, and harmonic confinement on the adiabatic loading of bosons in an optical lattice, *Phys. Rev. A* 73 (2006) 023608.
 - [210] Schmidt, K. P., Reischl, A., Uhrig, G. S., Thermodynamics of adiabatically loaded cold bosons in the Mott insulating phase of one-dimensional optical lattices, *Eur. Phys. J. D* 38 (2) (2006) 343–352.
 - [211] A. C. Scott, *Nonlinear science*, Oxford University Press, 1999.

- [212] A. Scott, J. Eilbeck, H. Gilhøj, Quantum lattice solitons, *Physica D: Nonlinear Phenomena* 78 (3-4) (1994) 194 – 213.
- [213] J. C. Eilbeck, Some exact results for quantum lattice problems, in: L. Vázquez, R. S. MacKay, M. P. Zorzano (Eds.), *Proceedings of the Third Conference "Localization and Energy Transfer in Nonlinear Systems"*, World Scientific, Singapore, 2003, pp. 177–186.
- [214] J. P. Nguenang, R. A. Pinto, S. Flach, Quantum q -breathers in a finite Bose-Hubbard chain: The case of two interacting bosons, *Phys. Rev. B* 75 (2007) 214303.
- [215] R. Piil, K. Mølmer, Tunneling couplings in discrete lattices, single-particle band structure, and eigenstates of interacting atom pairs, *Phys. Rev. A* 76 (2007) 023607.
- [216] D. Petrosyan, B. Schmidt, J. R. Anglin, M. Fleischhauer, Quantum liquid of repulsively bound pairs of particles in a lattice, *Phys. Rev. A* 76 (2007) 033606.
- [217] M. Valiente, D. Petrosyan, Two-particle states in the Hubbard model, *Journal of Physics B: Atomic, Molecular and Optical Physics* 41 (16) (2008) 161002.
- [218] L. Jin, B. Chen, Z. Song, Coherent shift of localized bound pairs in the Bose-Hubbard model, *Phys. Rev. A* 79 (2009) 032108.
- [219] D. Petrosyan, M. Valiente, Exotic few-body bound states in a lattice, arXiv:1002.2778.
- [220] A. Deuchert, K. Sakmann, A. I. Streltsov, O. E. Alon, L. S. Cederbaum, Dynamics and symmetries of a repulsively bound atom pair in an infinite optical lattice, *Phys. Rev. A* 86 (2012) 013618.
- [221] K. Winkler, G. Thalhammer, F. Lang, R. Grimm, J. H. Denschlag, A. J. Daley, A. Kantian, H. P. Büchler, P. Zoller, Repulsively bound atom pairs in an optical lattice, *Nature* 441 (2006) 853–856.
- [222] T. Holstein, H. Primakoff, Field dependence of the intrinsic domain magnetization of a ferromagnet, *Phys. Rev.* 58 (1940) 1098–1113.
- [223] P. Jordan, E. Wigner, Über das Paulische Äquivalenzverbot, *Zeitschrift für Physik* 47 (9-10) (1928) 631–651.
- [224] E. Lieb, T. Schultz, D. Mattis, Two soluble models of an antiferromagnetic chain, *Annals of Physics* 16 (3) (1961) 407 – 466.
- [225] I. Carusotto, Y. Castin, An exact reformulation of the Bose–Hubbard model in terms of a stochastic Gutzwiller ansatz, *New Journal of Physics* 5 (1) (2003) 91.
- [226] M. Rigol, Finite-temperature properties of hard-core bosons confined on one-dimensional optical lattices, *Phys. Rev. A* 72 (2005) 063607.
- [227] L. Pollet, S. M. A. Rombouts, P. J. H. Denteneer, Ultracold atoms in one-dimensional optical lattices approaching the Tonks-Girardeau regime, *Phys. Rev. Lett.* 93 (2004) 210401.
- [228] K. Efetov, A. Larkin, Correlation functions in one-dimensional systems with a strong interaction, *Sov. Phys. JETP* 42 (390) (1976) 11.
- [229] A. De Martino, M. Thorwart, R. Egger, R. Graham, Exact results for one-dimensional disordered bosons with strong repulsion, *Phys. Rev. Lett.* 94 (2005) 060402.
- [230] M. Rigol, A. Muramatsu, Universal properties of hard-core bosons confined on one-dimensional lattices, *Phys. Rev. A* 70 (2004) 031603.
- [231] M. Rigol, A. Muramatsu, Ground-state properties of hard-core bosons confined on one-dimensional optical lattices, *Phys. Rev. A* 72 (2005) 013604.
- [232] N. Nesi, A. Iucci, Finite-temperature properties of one-dimensional hard-core bosons in a quasiperiodic optical lattice, *Phys. Rev. A* 84 (2011) 063614.
- [233] R. Pezer, H. Buljan, Momentum distribution dynamics of a Tonks-Girardeau gas: Bragg reflections of a quantum many-body wave packet, *Phys. Rev. Lett.* 98 (2007) 240403.
- [234] P. Vignolo, A. Minguzzi, One-dimensional non-interacting fermions in harmonic confinement: equilibrium and dynamical properties, *Journal of Physics B: Atomic, Molecular and Optical Physics* 34 (23) (2001) 4653.
- [235] M. Rigol, A. Muramatsu, Emergence of quasicondensates of hard-core bosons at finite momentum, *Phys. Rev. Lett.* 93 (2004) 230404.
- [236] M. A. Cazalilla, Differences between the Tonks regimes in the continuum and on the lattice, *Phys. Rev. A* 70 (2004) 041604.
- [237] M. Rigol, V. Rousseau, R. T. Scalettar, R. R. P. Singh, Collective oscillations of strongly correlated one-dimensional bosons on a lattice, *Phys. Rev. Lett.* 95 (2005) 110402.
- [238] V. G. Rousseau, D. P. Arovas, M. Rigol, F. Hébert, G. G. Batrouni, R. T. Scalettar, Exact study of the one-dimensional boson Hubbard model with a superlattice potential, *Phys. Rev. B* 73 (2006) 174516.
- [239] A. A. Ovchinnikov, Asymptotics and functional form of correlators in the XX-spin chain of finite length, *Journal of Physics: Condensed Matter* 14 (43) (2002) 10193.
- [240] A. A. Ovchinnikov, Formfactors and the functional form of correlators in the XX-spin chain, *Journal of Physics: Condensed Matter* 16 (18) (2004) 3147.
- [241] A. Lenard, Momentum distribution in the ground state of the one-dimensional system of impenetrable bosons, *Journal of Mathematical Physics* 5 (7) (1964) 930–943.
- [242] H. G. Vaidya, C. A. Tracy, One-particle reduced density matrix of impenetrable bosons in one dimension at zero temperature, *Phys. Rev. Lett.* 42 (1979) 3–6.
- [243] D. M. Gangardt, Universal correlations of trapped one-dimensional impenetrable bosons, *Journal of Physics A: Mathematical and General* 37 (40) (2004) 9335.
- [244] M. A. Cazalilla, R. Citro, T. Giamarchi, E. Orignac, M. Rigol, One dimensional bosons: From condensed matter systems to ultracold gases, *Rev. Mod. Phys.* 83 (2011) 1405–1466.
- [245] C. Ates, C. Moseley, K. Ziegler, Density fluctuations of a hard-core Bose gas in a one-dimensional lattice near the Mott

- insulating phase, *Phys. Rev. A* 71 (2005) 061601.
- [246] M. Campostrini, E. Vicari, Quantum critical behavior and trap-size scaling of trapped bosons in a one-dimensional optical lattice, *Phys. Rev. A* 81 (2010) 063614.
- [247] C. Moseley, O. Fialko, K. Ziegler, Interacting bosons in an optical lattice, *Annalen der Physik* 17 (8) (2008) 561–608.
- [248] A. V. Ponomarev, S. Denisov, P. Hänggi, Lévy distribution in many-particle quantum systems, *Phys. Rev. A* 81 (2010) 043615.
- [249] G. Pupillo, A. M. Rey, C. J. Williams, C. W. Clark, Extended fermionization of 1D bosons in optical lattices, *New Journal of Physics* 8 (8) (2006) 161.
- [250] S. Ejima, H. Fehske, F. Gebhard, K. zu Münster, M. Knap, E. Arrigoni, W. von der Linden, Characterization of Mott-insulating and superfluid phases in the one-dimensional Bose-Hubbard model, *Phys. Rev. A* 85 (2012) 053644.
- [251] N. Elstner, H. Monien, Dynamics and thermodynamics of the Bose-Hubbard model, *Phys. Rev. B* 59 (1999) 12184–12187.
- [252] N. Elstner, H. Monien, A numerical exact solution of the Bose-Hubbard model, arXiv:cond-mat/9905367.
- [253] J. K. Freericks, Effect of anisotropic hopping on the Bose-Hubbard model phase diagram: Strong-coupling perturbation theory on a square lattice, *Phys. Rev. A* 78 (2008) 013624.
- [254] P. Buonsante, A. Vezzani, Cell strong-coupling perturbative approach to the phase diagram of ultracold bosons in optical superlattices, *Phys. Rev. A* 72 (2005) 013614.
- [255] I. Hen, M. Iskin, M. Rigol, Phase diagram of the hard-core Bose-Hubbard model on a checkerboard superlattice, *Phys. Rev. B* 81 (2010) 064503.
- [256] P. Buonsante, V. Penna, A. Vezzani, Strong-coupling expansions for the topologically inhomogeneous Bose-Hubbard model, *Phys. Rev. B* 70 (2004) 184520.
- [257] P. Buonsante, V. Penna, A. Vezzani, Fractional-filling Mott domains in two-dimensional optical superlattices, *Phys. Rev. A* 72 (2005) 031602.
- [258] V. K. Varma, H. Monien, Strong-coupling expansion for bosons on the kagome lattice, *Phys. Rev. B* 84 (2011) 195131.
- [259] M. Niemeier, J. K. Freericks, H. Monien, Strong-coupling perturbation theory for the two-dimensional Bose-Hubbard model in a magnetic field, *Phys. Rev. B* 60 (1999) 2357–2362.
- [260] M. Iskin, J. K. Freericks, Strong-coupling perturbation theory for the extended Bose-Hubbard model, *Phys. Rev. A* 79 (2009) 053634.
- [261] M. Iskin, J. K. Freericks, Momentum distribution of the insulating phases of the extended Bose-Hubbard model, *Phys. Rev. A* 80 (2009) 063610.
- [262] M. Iskin, Strong-coupling expansion for the two-species Bose-Hubbard model, *Phys. Rev. A* 82 (2010) 033630.
- [263] T. Kimura, Strong-coupling expansion for the spin-1 Bose-Hubbard model, *Phys. Rev. A* 87 (2013) 043624.
- [264] T. Kimura, Strong coupling study of spin-1 bosons in square and triangular optical lattices, *Journal of Physics: Conference Series* 497 (1) (2014) 012024.
- [265] R. Sachdeva, S. Ghosh, Density-wave–supersolid and Mott-insulator–superfluid transitions in the presence of an artificial gauge field: A strong-coupling perturbation approach, *Phys. Rev. A* 85 (2012) 013642.
- [266] H. Gimpferlein, S. Wessel, J. Schmiedmayer, L. Santos, Ultracold atoms in optical lattices with random on-site interactions, *Phys. Rev. Lett.* 95 (2005) 170401.
- [267] H. Gimpferlein, S. Wessel, J. Schmiedmayer, L. Santos, Random on-site interactions versus random potential in ultra cold atoms in optical lattices, *Applied Physics B* 82 (2) (2006) 217–224.
- [268] A. Mering, M. Fleischhauer, One-dimensional Bose-Fermi-Hubbard model in the heavy-fermion limit, *Phys. Rev. A* 77 (2008) 023601.
- [269] B. Damski, J. Zakrzewski, Properties of the one-dimensional Bose-Hubbard model from a high-order perturbative expansion, ArXiv e-prints arXiv:1507.06426.
- [270] A. Eckardt, Process-chain approach to high-order perturbation calculus for quantum lattice models, *Phys. Rev. B* 79 (2009) 195131.
- [271] K. V. Krutitsky, F. Queisser, unpublished.
- [272] B. Capogrosso-Sansone, E. Kozik, N. Prokof'ev, B. Svistunov, On-site number statistics of ultracold lattice bosons, *Phys. Rev. A* 75 (2007) 013619.
- [273] S. P. Rath, W. Simeth, M. Endres, W. Zwerger, Non-local order in Mott insulators, duality and Wilson loops, *Annals of Physics* 334 (2013) 256 – 271.
- [274] P. Barmettler, D. Poletti, M. Cheneau, C. Kollath, Propagation front of correlations in an interacting Bose gas, *Phys. Rev. A* 85 (2012) 053625.
- [275] V. L. Berezinskii, Destruction of long-range order in one-dimensional and two-dimensional systems having a continuous symmetry group I. Classical systems, *Sov. Phys. JETP* 32 (1971) 493.
- [276] V. L. Berezinskii, Destruction of long-range order in one-dimensional and two-dimensional systems possessing a continuous symmetry group. II. Quantum systems, *Sov. Phys. JETP* 34 (1972) 610.
- [277] J. M. Kosterlitz, D. J. Thouless, Ordering, metastability and phase transitions in two-dimensional systems, *Journal of Physics C: Solid State Physics* 6 (7) (1973) 1181.
- [278] J. M. Kosterlitz, The critical properties of the two-dimensional xy model, *Journal of Physics C: Solid State Physics* 7 (6) (1974) 1046.
- [279] F. D. M. Haldane, Effective harmonic-fluid approach to low-energy properties of one-dimensional quantum fluids, *Phys. Rev. Lett.* 47 (1981) 1840–1843.
- [280] T. Giamarchi, Resistivity of a one-dimensional interacting quantum fluid, *Phys. Rev. B* 46 (1992) 342–349.
- [281] T. Giamarchi, *Quantum Physics in One Dimension*, Oxford University Press, Oxford, 2004.
- [282] M. A. Cazalilla, Bosonizing one-dimensional cold atomic gases, *Journal of Physics B: Atomic, Molecular and Optical*

- Physics 37 (7) (2004) S1–S47.
- [283] T. Giamarchi, Strong correlations in low dimensional systems, AIP Conference Proceedings 846 (1) (2006) 94–129.
 - [284] M. Campostrini, M. Hasenbusch, A. Pelissetto, P. Rossi, E. Vicari, Critical behavior of the three-dimensional XY universality class, Phys. Rev. B 63 (2001) 214503.
 - [285] P. Zanardi, N. Paunković, Ground state overlap and quantum phase transitions, Phys. Rev. E 74 (2006) 031123.
 - [286] W.-L. You, Y.-W. Li, S.-J. Gu, Fidelity, dynamic structure factor, and susceptibility in critical phenomena, Phys. Rev. E 76 (2007) 022101.
 - [287] A. F. Albuquerque, F. Alet, C. Sire, S. Capponi, Quantum critical scaling of fidelity susceptibility, Phys. Rev. B 81 (2010) 064418.
 - [288] S.-J. Gu, Fidelity approach to quantum phase transitions, International Journal of Modern Physics B 24 (23) (2010) 4371–4458.
 - [289] H.-Q. Zhou, J.-H. Zhao, B. Li, Fidelity approach to quantum phase transitions: finite-size scaling for the quantum Ising model in a transverse field, Journal of Physics A: Mathematical and Theoretical 41 (49) (2008) 492002.
 - [290] V. Gritsev, A. Polkovnikov, Universal dynamics near quantum critical points, in: L. Carr (Ed.), Understanding Quantum Phase Transitions, CRC Press, Boca Raton, 2010, pp. 59–90.
 - [291] M. M. Rams, B. Damski, Quantum fidelity in the thermodynamic limit, Phys. Rev. Lett. 106 (2011) 055701.
 - [292] M. M. Rams, B. Damski, Scaling of ground-state fidelity in the thermodynamic limit: XY model and beyond, Phys. Rev. A 84 (2011) 032324.
 - [293] P. Buonsante, A. Vezzani, Ground-state fidelity and bipartite entanglement in the Bose-Hubbard model, Phys. Rev. Lett. 98 (2007) 110601.
 - [294] J. Carrasquilla, S. R. Manmana, M. Rigol, Scaling of the gap, fidelity susceptibility, and Bloch oscillations across the superfluid-to-Mott-insulator transition in the one-dimensional Bose-Hubbard model, Phys. Rev. A 87 (2013) 043606.
 - [295] M. Łacki, B. Damski, J. Zakrzewski, Numerical studies of ground-state fidelity of the bose-hubbard model, Phys. Rev. A 89 (2014) 033625.
 - [296] A. Osterloh, L. Amico, G. Falci, R. Fazio, Scaling of entanglement close to a quantum phase transition, Nature 416 (2002) 608–610.
 - [297] L. Amico, R. Fazio, A. Osterloh, V. Vedral, Entanglement in many-body systems, Rev. Mod. Phys. 80 (2008) 517–576.
 - [298] P. Calabrese, J. Cardy, Entanglement entropy and quantum field theory, Journal of Statistical Mechanics: Theory and Experiment 2004 (06) (2004) P06002.
 - [299] I. Affleck, A. W. W. Ludwig, Universal noninteger “ground-state degeneracy” in critical quantum systems, Phys. Rev. Lett. 67 (1991) 161–164.
 - [300] A. M. Läuchli, C. Kollath, Spreading of correlations and entanglement after a quench in the one-dimensional Bose-Hubbard model, Journal of Statistical Mechanics: Theory and Experiment 2008 (05) (2008) P05018.
 - [301] M. Pino, J. Prior, A. M. Somoza, D. Jaksch, S. R. Clark, Reentrance and entanglement in the one-dimensional Bose-Hubbard model, Phys. Rev. A 86 (2012) 023631.
 - [302] S. Rachel, N. Laflorencie, H. F. Song, K. Le Hur, Detecting quantum critical points using bipartite fluctuations, Phys. Rev. Lett. 108 (2012) 116401.
 - [303] H. F. Song, N. Laflorencie, S. Rachel, K. Le Hur, Entanglement entropy of the two-dimensional Heisenberg antiferromagnet, Phys. Rev. B 83 (2011) 224410.
 - [304] D. Gioev, I. Klich, Entanglement entropy of fermions in any dimension and the Widom conjecture, Phys. Rev. Lett. 96 (2006) 100503.
 - [305] H. F. Song, S. Rachel, K. Le Hur, General relation between entanglement and fluctuations in one dimension, Phys. Rev. B 82 (2010) 012405.
 - [306] H. F. Song, S. Rachel, C. Flindt, I. Klich, N. Laflorencie, K. Le Hur, Bipartite fluctuations as a probe of many-body entanglement, Phys. Rev. B 85 (2012) 035409.
 - [307] G. G. Batrouni, R. T. Scalettar, G. T. Zimanyi, Quantum critical phenomena in one-dimensional Bose systems, Phys. Rev. Lett. 65 (1990) 1765–1768.
 - [308] K. G. Singh, D. S. Rokhsar, Real-space renormalization study of disordered interacting bosons, Phys. Rev. B 46 (1992) 3002–3008.
 - [309] L. A. Openov, Phys. Low-Dim. Struct. 10/11 (1995) 365.
 - [310] R. V. Pai, R. Pandit, H. R. Krishnamurthy, S. Ramasesha, One-dimensional disordered bosonic Hubbard model: A density-matrix renormalization group study, Phys. Rev. Lett. 76 (1996) 2937–2940.
 - [311] V. Kashurnikov, A. Krasavin, B. Svistunov, Mott-insulator-superfluid-liquid transition in a one-dimensional bosonic Hubbard model: Quantum Monte Carlo method, Journal of Experimental and Theoretical Physics Letters 64 (2) (1996) 99–104.
 - [312] L. Amico, V. Penna, Dynamical mean field theory of the Bose-Hubbard model, Phys. Rev. Lett. 80 (1998) 2189–2192.
 - [313] T. D. Kühner, H. Monien, Phases of the one-dimensional Bose-Hubbard model, Phys. Rev. B 58 (1998) R14741–R14744.
 - [314] S.-H. Park, C. Park, M.-C. Cha, Critical point of the one-dimensional boson Hubbard model, Journal of Korean Physical Society 45 (2004) 1553.
 - [315] L. Pollet, Ultracold atoms in an optical lattice: a numerical approach, Ph.D. thesis, Universiteit Gent (2005).
URL <http://inwpent5.ugent.be/papers/thesislode.pdf>
 - [316] M. Capello, F. Becca, M. Fabrizio, S. Sorella, Superfluid to Mott-insulator transition in Bose-Hubbard models, Phys. Rev. Lett. 99 (2007) 056402.
 - [317] G. Roux, T. Barthel, I. P. McCulloch, C. Kollath, U. Schollwöck, T. Giamarchi, Quasiperiodic Bose-Hubbard model and localization in one-dimensional cold atomic gases, Phys. Rev. A 78 (2008) 023628.

- [318] J. Zakrzewski, D. Delande, Accurate determination of the superfluid-insulator transition in the one-dimensional Bose-Hubbard model, *AIP Conference Proceedings* 1076 (1) (2008) 292–300.
- [319] S. Ejima, H. Fehske, F. Gebhard, Dynamic properties of the one-dimensional Bose-Hubbard model, *EPL (Europhysics Letters)* 93 (3) (2011) 30002.
- [320] I. Danshita, A. Polkovnikov, Superfluid-to-Mott-insulator transition in the one-dimensional Bose-Hubbard model for arbitrary integer filling factors, *Phys. Rev. A* 84 (2011) 063637.
- [321] S.-J. Gu, J. Cao, S. Chen, H.-Q. Lin, Scaling law of superfluid-insulator transition in the 1D Bose-Hubbard model, *International Journal of Modern Physics B* 26 (04) (2012) 1250014.
- [322] T. Sowiński, Quantum phase transition in a shallow one-dimensional optical lattice, *J. Opt. Soc. Am. B* 32 (4) (2015) 670–675.
- [323] G. Boëris, L. Gori, M. Hoogerland, A. Kumar, E. Lucioni, L. Tanzi, M. Inguscio, T. Giamarchi, C. D’Errico, G. Carleo, G. Modugno, L. Sanchez-Palencia, Mott transition for strongly-interacting 1D bosons in a shallow periodic potential, [arXiv:1509.04742](https://arxiv.org/abs/1509.04742).
- [324] L. Amico, V. Penna, Time-dependent mean-field theory of the superfluid-insulator phase transition, *Phys. Rev. B* 62 (2000) 1224–1237.
- [325] W. Krauth, N. Trivedi, Mott and superfluid transitions in a strongly interacting lattice boson system, *EPL (Europhysics Letters)* 14 (7) (1991) 627.
- [326] J. Šmakov, E. Sørensen, Universal scaling of the conductivity at the superfluid-insulator phase transition, *Phys. Rev. Lett.* 95 (2005) 180603.
- [327] M. Capello, F. Becca, M. Fabrizio, S. Sorella, Mott transition in bosonic systems: Insights from the variational approach, *Phys. Rev. B* 77 (2008) 144517.
- [328] B. Capogrosso-Sansone, Ş. G. Söyler, N. Prokof’ev, B. Svistunov, Monte Carlo study of the two-dimensional Bose-Hubbard model, *Phys. Rev. A* 77 (2008) 015602.
- [329] M. Knap, E. Arrigoni, W. von der Linden, Spectral properties of strongly correlated bosons in two-dimensional optical lattices, *Phys. Rev. B* 81 (2010) 024301.
- [330] A. Rançon, N. Dupuis, Nonperturbative renormalization group approach to strongly correlated lattice bosons, *Phys. Rev. B* 84 (2011) 174513.
- [331] C. Trefzger, K. Sengupta, Nonequilibrium dynamics of the Bose-Hubbard model: A projection-operator approach, *Phys. Rev. Lett.* 106 (2011) 095702.
- [332] A. Dutta, C. Trefzger, K. Sengupta, Projection operator approach to the Bose-Hubbard model, *Phys. Rev. B* 86 (2012) 085140.
- [333] A. S. Sajna, T. P. Polak, R. Micnas, P. Rožek, Ground-state and finite-temperature properties of correlated ultracold bosons on optical lattices, *Phys. Rev. A* 92 (2015) 013602.
- [334] M. J. Mark, E. Haller, K. Lauber, J. G. Danzl, A. J. Daley, H.-C. Nägerl, Precision measurements on a tunable Mott insulator of ultracold atoms, *Phys. Rev. Lett.* 107 (2011) 175301.
- [335] Teichmann, N., Hinrichs, D., Scaling property of the critical hopping parameters for the Bose-Hubbard model, *Eur. Phys. J. B* 71 (2) (2009) 219–223.
- [336] F. E. A. dos Santos, A. Pelster, Quantum phase diagram of bosons in optical lattices, *Phys. Rev. A* 79 (2009) 013614.
- [337] K. W. Mahmud, E. N. Duchon, Y. Kato, N. Kawashima, R. T. Scalettar, N. Trivedi, Finite-temperature study of bosons in a two-dimensional optical lattice, *Phys. Rev. B* 84 (2011) 054302.
- [338] M.-C. Cha, J.-W. Lee, Finite-temperature phase transitions in a two-dimensional boson Hubbard model, *Phys. Rev. Lett.* 98 (2007) 266406.
- [339] K. Sheshadri, H. R. Krishnamurthy, R. Pandit, T. V. Ramakrishnan, Superfluid and insulating phases in an interacting-boson model: Mean-field theory and the RPA, *EPL (Europhysics Letters)* 22 (4) (1993) 257.
- [340] D. B. M. Dickerscheid, D. van Oosten, P. J. H. Denteneer, H. T. C. Stoof, Ultracold atoms in optical lattices, *Phys. Rev. A* 68 (2003) 043623.
- [341] D.-W. Wang, Momentum distribution of noncondensate particles near the superfluid-to-Mott-insulator transition of bosonic atoms in a uniform optical lattice, *Phys. Rev. A* 80 (2009) 063620.
- [342] A. Kopp, S. Chakravarty, Criticality in correlated quantum matter, *Nature Physics* 1 (2005) 53–56.
- [343] N. Prokof’ev, O. Ruebenacker, B. Svistunov, Critical point of a weakly interacting two-dimensional Bose gas, *Phys. Rev. Lett.* 87 (2001) 270402.
- [344] S. Bergkvist, P. Henelius, A. Rosengren, Local-density approximation for confined bosons in an optical lattice, *Phys. Rev. A* 70 (2004) 053601.
- [345] G. G. Batrouni, H. R. Krishnamurthy, K. W. Mahmud, V. G. Rousseau, R. T. Scalettar, Canonical trajectories and critical coupling of the Bose-Hubbard Hamiltonian in a harmonic trap, *Phys. Rev. A* 78 (2008) 023627.
- [346] M. Rigol, G. G. Batrouni, V. G. Rousseau, R. T. Scalettar, State diagrams for harmonically trapped bosons in optical lattices, *Phys. Rev. A* 79 (2009) 053605.
- [347] M. Campostrini, E. Vicari, Critical behavior and scaling in trapped systems, *Phys. Rev. Lett.* 102 (2009) 240601.
- [348] L. Pollet, N. V. Prokof’ev, B. V. Svistunov, Criticality in trapped atomic systems, *Phys. Rev. Lett.* 104 (2010) 245705.
- [349] B. Bauer, L. D. Carr, H. G. Evertz, A. Feiguin, J. Freire, S. Fuchs, L. Gamper, J. Gukelberger, E. Gull, S. Guertler, A. Hehn, R. Igarashi, S. V. Isakov, D. Koop, P. N. Ma, P. Mates, H. Matsuo, O. Parcollet, G. Pawłowski, J. D. Picon, L. Pollet, E. Santos, V. W. Scarola, U. Schollwöck, C. Silva, B. Surer, S. Todo, S. Trebst, M. Troyer, M. L. Wall, P. Werner, S. Wessel, The ALPS project release 2.0: open source software for strongly correlated systems, *Journal of Statistical Mechanics: Theory and Experiment* 2011 (05) (2011) P05001.
- [350] A. Nijenhuis, H. Wilf, *Combinatorial Algorithms*, Academic Press, 1978.

- [351] [link].
URL http://people.sc.fsu.edu/~jburkardt/f_src/select/select.html
- [352] S. Liang, A perfect hashing function for exact diagonalization of many-body systems of identical particles, *Computer Physics Communications* 92 (1) (1995) 11 – 15.
- [353] M. Pino, J. Prior, S. R. Clark, Capturing the re-entrant behavior of one-dimensional Bose–Hubbard model, *Physica Status Solidi B* 250 (2013) 51–58.
- [354] G. Roux, Finite-size effects in global quantum quenches: Examples from free bosons in an harmonic trap and the one-dimensional Bose-Hubbard model, *Phys. Rev. A* 81 (2010) 053604.
- [355] C. Kollath, U. Schollwöck, J. von Delft, W. Zwerger, One-dimensional density waves of ultracold bosons in an optical lattice, *Phys. Rev. A* 71 (2005) 053606.
- [356] A. Buchleitner, A. R. Kolovsky, Interaction-Induced Decoherence of Atomic Bloch Oscillations, *Phys. Rev. Lett.* 91 (2003) 253002.
- [357] A. R. Kolovsky, A. Buchleitner, Quantum chaos in the Bose-Hubbard model, *EPL (Europhysics Letters)* 68 (5) (2004) 632.
- [358] M. Hiller, T. Kottos, T. Geisel, Wave-packet dynamics in energy space of a chaotic trimeric Bose-Hubbard system, *Phys. Rev. A* 79 (2009) 023621.
- [359] C. Kollath, G. Roux, G. Biroli, A. M. Läuchli, Statistical properties of the spectrum of the extended Bose–Hubbard model, *Journal of Statistical Mechanics: Theory and Experiment* 2010 (08) (2010) P08011.
- [360] H. Yokoyama, T. Miyagawa, M. Ogata, Effect of doublon–holon binding on Mott transition–variational Monte Carlo study of two-dimensional Bose-Hubbard models, *Journal of the Physical Society of Japan* 80 (8) (2011) 084607.
- [361] M. B. Hastings, T. Koma, Spectral gap and exponential decay of correlations, *Commun. Math. Phys.* 265 (2006) 781–804.
- [362] T. A. Zaleski, T. K. Kopeć, Atom-atom correlations in time-of-flight imaging of ultracold bosons in optical lattices, *Phys. Rev. A* 84 (2011) 053613.
- [363] Y. Kagan, V. A. Kashurnikov, A. V. Krasavin, N. V. Prokof’ev, B. Svistunov, Quasicondensation in a two-dimensional interacting Bose gas, *Phys. Rev. A* 61 (2000) 043608.
- [364] C. Kollath, U. Schollwöck, J. von Delft, W. Zwerger, Spatial correlations of trapped one-dimensional bosons in an optical lattice, *Phys. Rev. A* 69 (2004) 031601.
- [365] Y. Kato, Q. Zhou, N. Kawashima, N. Trivedi, Sharp peaks in the momentum distribution of bosons in optical lattices in the normal state, *Nature Physics* 4 (2008) 617–621.
- [366] G. E. Astrakharchik, K. V. Krutitsky, M. Lewenstein, F. Mazzanti, One-dimensional Bose gas in optical lattices of arbitrary strength, arXiv:1509.01424.
- [367] N. D. Mermin, H. Wagner, Absence of ferromagnetism or antiferromagnetism in one- or two-dimensional isotropic Heisenberg models, *Phys. Rev. Lett.* 17 (1966) 1133–1136.
- [368] P. C. Hohenberg, Existence of long-range order in one and two dimensions, *Phys. Rev.* 158 (1967) 383–386.
- [369] D. S. Rokhsar, B. G. Kotliar, Gutzwiller projection for bosons, *Phys. Rev. B* 44 (1991) 10328–10332.
- [370] W. Krauth, M. Caffarel, J.-P. Bouchaud, Gutzwiller wave function for a model of strongly interacting bosons, *Phys. Rev. B* 45 (1992) 3137–3140.
- [371] J. Zakrzewski, Mean-field dynamics of the superfluid-insulator phase transition in a gas of ultracold atoms, *Phys. Rev. A* 71 (2005) 043601.
- [372] P. Buonsante, V. Penna, A. Vezzani, P. B. Blakie, Mean-field phase diagram of cold lattice bosons in disordered potentials, *Phys. Rev. A* 76 (2007) 011602.
- [373] M. Buchhold, U. Bissbort, S. Will, W. Hofstetter, Creating exotic condensates via quantum-phase-revival dynamics in engineered lattice potentials, *Phys. Rev. A* 84 (2011) 023631.
- [374] K. V. Krutitsky, P. Navez, Excitation dynamics in a lattice Bose gas within the time-dependent Gutzwiller mean-field approach, *Phys. Rev. A* 84 (2011) 033602.
- [375] P. Buonsante, V. Penna, Some remarks on the coherent-state variational approach to nonlinear boson models, *Journal of Physics A: Mathematical and Theoretical* 41 (17) (2008) 175301.
- [376] T. Esslinger, K. Mølmer, Atoms and molecules in lattices: Bose-Einstein condensates built on a shared vacuum, *Phys. Rev. Lett.* 90 (2003) 160406.
- [377] P. Pedri, L. Pitaevskii, S. Stringari, C. Fort, S. Burger, F. S. Cataliotti, P. Maddaloni, F. Minardi, M. Inguscio, Expansion of a coherent array of Bose-Einstein condensates, *Phys. Rev. Lett.* 87 (2001) 220401.
- [378] C. Wu, H.-d. Chen, J.-p. Hu, S.-C. Zhang, Vortex configurations of bosons in an optical lattice, *Phys. Rev. A* 69 (2004) 043609.
- [379] K. V. Krutitsky, J. Larson, M. Lewenstein, Dark solitons near the Mott-insulator–superfluid phase transition, *Phys. Rev. A* 82 (2010) 033618.
- [380] C. Trefzger, C. Menotti, M. Lewenstein, Ultracold dipolar gas in an optical lattice: The fate of metastable states, *Phys. Rev. A* 78 (2008) 043604.
- [381] M. Johansson, Y. S. Kivshar, Discreteness-induced oscillatory instabilities of dark solitons, *Phys. Rev. Lett.* 82 (1999) 85–88.
- [382] M. Johansson, S. Aubry, Growth and decay of discrete nonlinear Schrödinger breathers interacting with internal modes or standing-wave phonons, *Phys. Rev. E* 61 (2000) 5864–5879.
- [383] S. D. Huber, E. Altman, H. P. Büchler, G. Blatter, Dynamical properties of ultracold bosons in an optical lattice, *Phys. Rev. B* 75 (2007) 085106.
- [384] M. Endres, T. Fukuhara, D. Pekker, M. Cheneau, P. Schauß, C. Gross, E. Demler, S. Kuhr, I. Bloch, The ‘Higgs’ amplitude mode at the two-dimensional superfluid/Mott insulator transition, *Nature* 487 (2012) 454–458.

- [385] S. D. Huber, B. Theiler, E. Altman, G. Blatter, Amplitude mode in the quantum phase model, *Phys. Rev. Lett.* 100 (2008) 050404.
- [386] C. Menotti, M. Krämer, A. Smerzi, L. Pitaevskii, S. Stringari, Propagation of sound in a Bose-Einstein condensate in an optical lattice, *Phys. Rev. A* 70 (2004) 023609.
- [387] E. Taylor, E. Zaremba, Bogoliubov sound speed in periodically modulated Bose-Einstein condensates, *Phys. Rev. A* 68 (2003) 053611.
- [388] M. R. Andrews, D. M. Kurn, H.-J. Miesner, D. S. Durfee, C. G. Townsend, S. Inouye, W. Ketterle, Propagation of sound in a Bose-Einstein condensate, *Phys. Rev. Lett.* 79 (1997) 553–556.
- [389] R. Meppelink, S. B. Koller, P. van der Straten, Sound propagation in a Bose-Einstein condensate at finite temperatures, *Phys. Rev. A* 80 (2009) 043605.
- [390] U. Bissbort, S. Götzke, Y. Li, J. Heinze, J. S. Krauser, M. Weinberg, C. Becker, K. Sengstock, W. Hofstetter, Detecting the amplitude mode of strongly interacting lattice bosons by Bragg scattering, *Phys. Rev. Lett.* 106 (2011) 205303.
- [391] E. Altman, A. Auerbach, Oscillating superfluidity of bosons in optical lattices, *Phys. Rev. Lett.* 89 (2002) 250404.
- [392] A. F. Ho, M. A. Cazalilla, T. Giamarchi, Deconfinement in a 2D optical lattice of coupled 1D boson systems, *Phys. Rev. Lett.* 92 (2004) 130405.
- [393] M. A. Cazalilla, A. F. Ho, T. Giamarchi, Interacting Bose gases in quasi-one-dimensional optical lattices, *New Journal of Physics* 8 (8) (2006) 158.
- [394] Y. Ohashi, M. Kitaura, H. Matsumoto, Itinerant-localized dual character of a strongly correlated superfluid Bose gas in an optical lattice, *Phys. Rev. A* 73 (2006) 033617.
- [395] T. D. Grass, F. E. A. dos Santos, A. Pelster, Real-time Ginzburg–Landau theory for bosons in optical lattices, *Laser Physics* 21 (2011) 1459.
- [396] P. Pippan, H. G. Evertz, M. Hohenadler, Excitation spectra of strongly correlated lattice bosons and polaritons, *Phys. Rev. A* 80 (2009) 033612.
- [397] L. Pollet, N. Prokof'ev, Higgs mode in a two-dimensional superfluid, *Phys. Rev. Lett.* 109 (2012) 010401.
- [398] L. Liu, K. Chen, M. Endres, Y. Deng, L. Pollet, N. Prokof'ev, The massive Goldstone (Higgs) mode in two-dimensional ultra-cold atomic lattice systems, arXiv:1509.06828.
- [399] S. Ejima, H. Fehske, F. Gebhard, Dynamic density-density correlations in interacting Bose gases on optical lattices, *Journal of Physics: Conference Series* 391 (1) (2012) 012143.
- [400] D. Pines, P. Nozières, *The Theory of Quantum Liquids*, Vol. I and II, Addison-Wesley, Reading, MA, 1989.
- [401] P. Navez, R. Schützhold, Emergence of coherence in the Mott-insulator–superfluid quench of the Bose-Hubbard model, *Phys. Rev. A* 82 (2010) 063603.
- [402] D. van Oosten, D. B. M. Dickerscheid, B. Farid, P. van der Straten, H. T. C. Stoof, Inelastic light scattering from a Mott insulator, *Phys. Rev. A* 71 (2005) 021601.
- [403] R. Schützhold, M. Uhlmann, U. R. Fischer, Effect of fluctuations on the superfluid-supersolid phase transition on the lattice, *Phys. Rev. A* 78 (2008) 033604.
- [404] F. Queisser, P. Navez, R. Schützhold, Sauter-Schwinger-like tunneling in tilted Bose-Hubbard lattices in the Mott phase, *Phys. Rev. A* 85 (2012) 033625.
- [405] F. Queisser, K. V. Krutitsky, P. Navez, R. Schützhold, Equilibration and prethermalization in the Bose-Hubbard and Fermi-Hubbard models, *Phys. Rev. A* 89 (2014) 033616.
- [406] P. Buonsante, A. Vezzani, Phase diagram for ultracold bosons in optical lattices and superlattices, *Phys. Rev. A* 70 (2004) 033608.
- [407] K. V. Krutitsky, A. Pelster, R. Graham, Mean-field phase diagram of disordered bosons in a lattice at nonzero temperature, *New Journal of Physics* 8 (9) (2006) 187.
- [408] Y. S. Kivshar, G. P. Agrawal, *Optical Solitons: From Fibers to Photonic Crystals*, Academic Press, New York, 2003.
- [409] A. Trombettoni, A. Smerzi, Discrete solitons and breathers with dilute Bose-Einstein condensates, *Phys. Rev. Lett.* 86 (2001) 2353–2356.
- [410] V. Ahufinger, A. Sanpera, Lattice solitons in quasicondensates, *Phys. Rev. Lett.* 94 (2005) 130403.
- [411] B. Eiermann, T. Anker, M. Albiez, M. Taglieber, P. Treutlein, K.-P. Marzlin, M. K. Oberthaler, Bright Bose-Einstein gap solitons of atoms with repulsive interaction, *Phys. Rev. Lett.* 92 (2004) 230401.
- [412] A. Muryshev, G. V. Shlyapnikov, W. Ertmer, K. Sengstock, M. Lewenstein, Dynamics of dark solitons in elongated Bose-Einstein condensates, *Phys. Rev. Lett.* 89 (2002) 110401.
- [413] A. D. Martin, J. Ruostekoski, Quantum and thermal effects of dark solitons in a one-dimensional Bose gas, *Phys. Rev. Lett.* 104 (2010) 194102.
- [414] J. Dziarmaga, Quantum dark soliton: Nonperturbative diffusion of phase and position, *Phys. Rev. A* 70 (2004) 063616.
- [415] A. V. Yulin, D. V. Skryabin, Out-of-gap Bose-Einstein solitons in optical lattices, *Phys. Rev. A* 67 (2003) 023611.
- [416] P. G. Kevrekidis, R. Carretero-González, G. Theoharis, D. J. Frantzeskakis, B. A. Malomed, Stability of dark solitons in a Bose-Einstein condensate trapped in an optical lattice, *Phys. Rev. A* 68 (2003) 035602.
- [417] Castin, Y., Internal structure of a quantum soliton and classical excitations due to trap opening, *Eur. Phys. J. B* 68 (3) (2009) 317–328.
- [418] M. Lewenstein, B. A. Malomed, Entanglement generation by collisions of quantum solitons in the Born approximation, *New Journal of Physics* 11 (11) (2009) 113014.
- [419] J. Javanainen, U. Shrestha, Nonlinear phenomenology from quantum mechanics: Soliton in a lattice, *Phys. Rev. Lett.* 101 (2008) 170405.
- [420] G. Vidal, Efficient simulation of one-dimensional quantum many-body systems, *Phys. Rev. Lett.* 93 (2004) 040502.
- [421] R. Mishmash, L. Carr, Ultracold atoms in 1D optical lattices: mean field, quantum field, computation, and soliton

- formation, *Mathematics and Computers in Simulation* 80 (4) (2009) 732 – 740.
- [422] R. V. Mishmash, L. D. Carr, Quantum entangled dark solitons formed by ultracold atoms in optical lattices, *Phys. Rev. Lett.* 103 (2009) 140403.
- [423] R. V. Mishmash, I. Danshita, C. W. Clark, L. D. Carr, Quantum many-body dynamics of dark solitons in optical lattices, *Phys. Rev. A* 80 (2009) 053612.
- [424] Y. S. Kivshar, W. Królikowski, O. A. Chubykalo, Dark solitons in discrete lattices, *Phys. Rev. E* 50 (1994) 5020–5032.
- [425] V. Ahufinger, A. Sanpera, P. Pedri, L. Santos, M. Lewenstein, Creation and mobility of discrete solitons in Bose-Einstein condensates, *Phys. Rev. A* 69 (2004) 053604.
- [426] E. Lundh, Rotating states for trapped bosons in an optical lattice, *EPL (Europhysics Letters)* 84 (1) (2008) 10007.
- [427] D. S. Goldbaum, E. J. Mueller, Vortices near the Mott phase of a trapped Bose-Einstein condensate, *Phys. Rev. A* 79 (2009) 021602.
- [428] S. Burger, K. Bongs, S. Dettmer, W. Ertmer, K. Sengstock, A. Sanpera, G. V. Shlyapnikov, M. Lewenstein, Dark solitons in Bose-Einstein condensates, *Phys. Rev. Lett.* 83 (1999) 5198–5201.
- [429] J. Denschlag, J. E. Simsarian, D. L. Feder, C. W. Clark, L. A. Collins, J. Cubizolles, L. Deng, E. W. Hagley, K. Helmerson, W. P. Reinhardt, S. L. Rolston, B. I. Schneider, W. D. Phillips, Generating solitons by phase engineering of a Bose-Einstein condensate, *Science* 287 (5450) (2000) 97–101.
- [430] S. Burger, L. D. Carr, P. Öhberg, K. Sengstock, A. Sanpera, Generation and interaction of solitons in Bose-Einstein condensates, *Phys. Rev. A* 65 (2002) 043611.
- [431] E. Timmermans, P. Tommasini, M. Hussein, A. Kerman, Feshbach resonances in atomic Bose-Einstein condensates, *Physics Reports* 315 (1–3) (1999) 199 – 230.
- [432] R. Duine, H. Stoof, Atom-molecule coherence in Bose gases, *Physics Reports* 396 (3) (2004) 115 – 195.
- [433] J. M. Hutson, P. Soldán, Molecule formation in ultracold atomic gases, *International Reviews in Physical Chemistry* 25 (4) (2006) 497–526.
- [434] N. Nygaard, B. I. Schneider, P. S. Julienne, Two-channel R -matrix analysis of magnetic-field-induced Feshbach resonances, *Phys. Rev. A* 73 (2006) 042705.
- [435] D. B. M. Dickerscheid, U. Al Khawaja, D. van Oosten, H. T. C. Stoof, Feshbach resonances in an optical lattice, *Phys. Rev. A* 71 (2005) 043604.
- [436] R. B. Diener, T.-L. Ho, Comment on “Feshbach resonances in an optical lattice”, *Phys. Rev. A* 73 (2006) 017601.
- [437] D. B. M. Dickerscheid, D. van Oosten, H. T. C. Stoof, Reply to “Comment on ‘Feshbach resonances in an optical lattice’”, *Phys. Rev. A* 73 (2006) 017602.
- [438] N. Syassen, D. M. Bauer, M. Lettner, D. Dietze, T. Volz, S. Dürr, G. Rempe, Atom-molecule Rabi oscillations in a Mott insulator, *Phys. Rev. Lett.* 99 (2007) 033201.
- [439] M. J. Bhaseen, S. Ejima, M. Hohenadler, A. O. Silver, F. H. L. Essler, H. Fehske, B. D. Simons, Magnetic properties of the second Mott lobe in pairing Hamiltonians, *Phys. Rev. A* 84 (2011) 023635.
- [440] K. V. Krutitsky, D. V. Skryabin, Quantum lattice solitons in ultracold bosons near the Feshbach resonance, *Journal of Physics B: Atomic, Molecular and Optical Physics* 39 (17) (2006) 3507.
- [441] N. Nygaard, R. Piil, K. Mølmer, Feshbach molecules in a one-dimensional optical lattice, *Phys. Rev. A* 77 (2008) 021601.
- [442] N. Nygaard, R. Piil, K. Mølmer, Two-channel Feshbach physics in a structured continuum, *Phys. Rev. A* 78 (2008) 023617.
- [443] J. C. Sanders, O. Odong, J. Javanainen, M. Mackie, Bound states of two bosons in an optical lattice near an association resonance, *Phys. Rev. A* 83 (2011) 031607.
- [444] J. von Stecher, V. Gurarie, L. Radzihovsky, A. M. Rey, Lattice-induced resonances in one-dimensional bosonic systems, *Phys. Rev. Lett.* 106 (2011) 235301.
- [445] A. J. Moerdijk, B. J. Verhaar, A. Axelsson, Resonances in ultracold collisions of ${}^6\text{Li}$, ${}^7\text{Li}$, and ${}^{23}\text{Na}$, *Phys. Rev. A* 51 (1995) 4852–4861.
- [446] K. Sengupta, N. Dupuis, Mott insulator to superfluid transition of ultracold bosons in an optical lattice near a Feshbach resonance, *EPL (Europhysics Letters)* 70 (5) (2005) 586.
- [447] Y.-W. Lee, Y.-L. Lee, Quantum phases of a Feshbach-resonant atomic Bose gas in one dimension, *Phys. Rev. A* 73 (2006) 043606.
- [448] S. Ejima, M. J. Bhaseen, M. Hohenadler, F. H. L. Essler, H. Fehske, B. D. Simons, Ising deconfinement transition between Feshbach-resonant superfluids, *Phys. Rev. Lett.* 106 (2011) 015303.
- [449] M. J. Bhaseen, S. Ejima, F. H. L. Essler, H. Fehske, M. Hohenadler, B. D. Simons, Discrete symmetry breaking transitions between paired superfluids, *Phys. Rev. A* 85 (2012) 033636.
- [450] L. de Forges de Parny, V. G. Rousseau, T. Roscilde, Feshbach-stabilized insulator of bosons in optical lattices, *Phys. Rev. Lett.* 114 (2015) 195302.
- [451] V. G. Rousseau, P. J. H. Denteneer, Feshbach-Einstein condensates, *Phys. Rev. Lett.* 102 (2009) 015301.
- [452] V. G. Rousseau, P. J. H. Denteneer, Quantum phases of mixtures of atoms and molecules on optical lattices, *Phys. Rev. A* 77 (2008) 013609.
- [453] M. Eckholt, T. Roscilde, Comment on “Feshbach-Einstein condensates”, *Phys. Rev. Lett.* 105 (2010) 199603.
- [454] M. J. Bhaseen, A. O. Silver, M. Hohenadler, B. D. Simons, Feshbach resonance in optical lattices and the quantum Ising model, *Phys. Rev. Lett.* 103 (2009) 265302.
- [455] M. Hohenadler, A. O. Silver, M. J. Bhaseen, B. D. Simons, Quantum phase transitions in bosonic heteronuclear pairing Hamiltonians, *Phys. Rev. A* 82 (2010) 013639.
- [456] T. Volz, N. Syassen, D. M. Bauer, E. Hansis, S. Dürr, G. Rempe, Preparation of a quantum state with one molecule at each site of an optical lattice, *Nature Physics* 2 (2006) 692–695.

- [457] S. Dürr, T. Volz, N. Syassen, D. M. Bauer, E. Hansis, G. Rempe, A Mott-like state of molecules, AIP Conference Proceedings 869 (1) (2006) 278–283.
- [458] T.-L. Ho, Spinor Bose condensates in optical traps, Phys. Rev. Lett. 81 (1998) 742–745.
- [459] T. Ohmi, K. Machida, Bose-Einstein condensation with internal degrees of freedom in alkali atom gases, Journal of the Physical Society of Japan 67 (6) (1998) 1822–1825.
- [460] D. M. Stamper-Kurn, M. Ueda, Spinor Bose gases: Symmetries, magnetism, and quantum dynamics, Rev. Mod. Phys. 85 (2013) 1191–1244.
- [461] Y. Kawaguchi, M. Ueda, Spinor Bose-Einstein condensates, Physics Reports 520 (5) (2012) 253 – 381.
- [462] F. Gerbier, S. Fölling, A. Widera, O. Mandel, I. Bloch, Probing number squeezing of ultracold atoms across the superfluid-Mott insulator transition, Phys. Rev. Lett. 96 (2006) 090401.
- [463] E. Demler, F. Zhou, Spinor bosonic atoms in optical lattices: Symmetry breaking and fractionalization, Phys. Rev. Lett. 88 (2002) 163001.
- [464] A. A. Svidzinsky, S. T. Chui, Insulator-superfluid transition of spin-1 bosons in an optical lattice in magnetic field, Phys. Rev. A 68 (2003) 043612.
- [465] A. Imambekov, M. Lukin, E. Demler, Spin-exchange interactions of spin-one bosons in optical lattices: Singlet, nematic, and dimerized phases, Phys. Rev. A 68 (2003) 063602.
- [466] A. Widera, F. Gerbier, S. Fölling, T. Gericke, O. Mandel, I. Bloch, Coherent collisional spin dynamics in optical lattices, Phys. Rev. Lett. 95 (2005) 190405.
- [467] A. Widera, F. Gerbier, S. Fölling, T. Gericke, O. Mandel, I. Bloch, Precision measurement of spin-dependent interaction strengths for spin-1 and spin-2 ^{87}Rb atoms, New Journal of Physics 8 (8) (2006) 152.
- [468] E. G. M. van Kempen, S. J. J. M. F. Kokkelmans, D. J. Heinzen, B. J. Verhaar, Interisotope determination of ultracold rubidium interactions from three high-precision experiments, Phys. Rev. Lett. 88 (2002) 093201.
- [469] S. Powell, S. Sachdev, Spin dynamics across the superfluid-insulator transition of spinful bosons, Phys. Rev. A 76 (2007) 033612.
- [470] Y. Wu, Simple algebraic method to solve a coupled-channel cavity QED model, Phys. Rev. A 54 (1996) 4534–4543.
- [471] S. Tsuchiya, S. Kurihara, T. Kimura, Superfluid-Mott insulator transition of spin-1 bosons in an optical lattice, Phys. Rev. A 70 (2004) 043628.
- [472] M. Snoek, F. Zhou, Microscopic wave functions of spin-singlet and nematic Mott states of spin-one bosons in high-dimensional bipartite lattices, Phys. Rev. B 69 (2004) 094410.
- [473] H. Katsura, H. Tasaki, Ground states of the spin-1 Bose-Hubbard model, Phys. Rev. Lett. 110 (2013) 130405.
- [474] R. V. Pai, K. Sheshadri, R. Pandit, Phases and transitions in the spin-1 Bose-Hubbard model: Systematics of a mean-field theory, Phys. Rev. B 77 (2008) 014503.
- [475] L. de Forges de Parny, F. Hébert, V. G. Rousseau, G. G. Batrouni, Interacting spin-1 bosons in a two-dimensional optical lattice, Phys. Rev. B 88 (2013) 104509.
- [476] M. Łaacki, S. Paganelli, V. Ahufinger, A. Sanpera, J. Zakrzewski, Disordered spinor Bose-Hubbard model, Phys. Rev. A 83 (2011) 013605.
- [477] G. G. Batrouni, V. G. Rousseau, R. T. Scalettar, Magnetic and superfluid transitions in the one-dimensional spin-1 boson Hubbard model, Phys. Rev. Lett. 102 (2009) 140402.
- [478] F. Zhou, Spin-one bosons in low-dimensional Mott insulating states, EPL (Europhysics Letters) 63 (4) (2003) 505.
- [479] T. Kimura, S. Tsuchiya, S. Kurihara, Possibility of a first-order superfluid-Mott-insulator transition of spinor bosons in an optical lattice, Phys. Rev. Lett. 94 (2005) 110403.
- [480] S. K. Yip, Dimer state of spin-1 bosons in an optical lattice, Phys. Rev. Lett. 90 (2003) 250402.
- [481] M. Rizzi, D. Rossini, G. De Chiara, S. Montangero, R. Fazio, Phase diagram of spin-1 bosons on one-dimensional lattices, Phys. Rev. Lett. 95 (2005) 240404.
- [482] D. Rossini, M. Rizzi, G. D. Chiara, S. Montangero, R. Fazio, Anti-ferromagnetic spinor BECs in optical lattices, Journal of Physics B: Atomic, Molecular and Optical Physics 39 (10) (2006) S163.
- [483] V. Apaja, O. F. Syljuåsen, Dimerized ground state in the one-dimensional spin-1 boson Hubbard model, Phys. Rev. A 74 (2006) 035601.
- [484] V. Apaja, O. F. Syljuåsen, Monte Carlo simulation of boson lattices, International Journal of Modern Physics B 20 (30n31) (2006) 5113–5116.
- [485] A. Läuchli, G. Schmid, S. Trebst, Spin nematics correlations in bilinear-biquadratic $s = 1$ spin chains, Phys. Rev. B 74 (2006) 144426.
- [486] D. Porras, F. Verstraete, J. I. Cirac, Renormalization algorithm for the calculation of spectra of interacting quantum systems, Phys. Rev. B 73 (2006) 014410.
- [487] O. Romero-Isart, K. Eckert, A. Sanpera, Quantum state transfer in spin-1 chains, Phys. Rev. A 75 (2007) 050303.
- [488] Y. Toga, H. Tsuchiura, M. Yamashita, K. Inaba, H. Yokoyama, Mott transition and spin structures of spin-1 bosons in two-dimensional optical lattice at unit filling, Journal of the Physical Society of Japan 81 (6) (2012) 063001.
- [489] K. V. Krutitsky, R. Graham, Interference of atomic levels and superfluid-Mott insulator phase transitions in a two-component Bose-Einstein condensate, Phys. Rev. Lett. 91 (2003) 240406.
- [490] K. V. Krutitsky, M. Timmer, R. Graham, First- and second-order superfluid-Mott-insulator phase transitions of spin-1 bosons with coupled ground states in optical lattices, Phys. Rev. A 71 (2005) 033623.
- [491] L. de Forges de Parny, M. Traynard, F. Hébert, V. G. Rousseau, R. T. Scalettar, G. G. Batrouni, Phase diagram of spin- $\frac{1}{2}$ bosons in a one-dimensional optical lattice, Phys. Rev. A 82 (2010) 063602.
- [492] L. de Forges de Parny, F. Hébert, V. G. Rousseau, R. T. Scalettar, G. G. Batrouni, Ground-state phase diagram of spin- $\frac{1}{2}$ bosons in a two-dimensional optical lattice, Phys. Rev. B 84 (2011) 064529.

- [493] de Forges de Parny, L., Hébert, F., Rousseau, V. G., Batrouni, G. G., Finite temperature phase diagram of spin-1/2 bosons in two-dimensional optical lattice, *Eur. Phys. J. B* 85 (5) (2012) 169.
- [494] L. Fallani, J. E. Lye, V. Guarrera, C. Fort, M. Inguscio, Ultracold atoms in a disordered crystal of light: Towards a Bose glass, *Phys. Rev. Lett.* 98 (2007) 130404.
- [495] G. Roati, C. D’Errico, L. Fallani, M. Fattori, C. Fort, M. Zaccanti, G. Modugno, M. Modugno, M. Inguscio, Anderson localization of a non-interacting Bose-Einstein condensate, *Nature* 453 (2008) 895–898.
- [496] S. Will, U. S. Thorsten Best, L. Hackermüller, D.-S. Lühmann, I. Bloch, Time-resolved observation of coherent multi-body interactions in quantum phase revivals, *Nature* 465 (2010) 197–201.
- [497] M. Aidelsburger, M. Atala, S. Nascimbène, S. Trotzky, Y.-A. Chen, I. Bloch, Experimental realization of strong effective magnetic fields in an optical lattice, *Phys. Rev. Lett.* 107 (2011) 255301.
- [498] M. Aidelsburger, M. Atala, S. Nascimbène, S. Trotzky, Y.-A. Chen, I. Bloch, Experimental realization of strong effective magnetic fields in optical superlattice potentials, *Applied Physics B* 113 (1) (2013) 1–11.
- [499] J. Simon, W. S. Bakr, R. Ma, M. E. Tai, P. M. Preiss, M. Greiner, Quantum simulation of antiferromagnetic spin chains in an optical lattice, *Nature* 472 (2011) 307–312.
- [500] R. Ma, M. E. Tai, P. M. Preiss, W. S. Bakr, J. Simon, M. Greiner, Photon-assisted tunneling in a biased strongly correlated Bose gas, *Phys. Rev. Lett.* 107 (2011) 095301.
- [501] G. Wirth, M. Ölschläger, A. Hemmerich, Evidence for orbital superfluidity in the P-band of a bipartite optical square lattice, *Nature Physics* 7 (2011) 147–153.
- [502] B. Yan, S. A. Moses, B. Gadway, J. P. Covey, K. R. Hazzard, A. M. Rey, D. S. Jin, J. Ye, Observation of dipolar spin-exchange interactions with lattice-confined polar molecules, *Nature* 501 (7468) (2013) 521–525.
- [503] T. Kinoshita, T. Wenger, D. S. Weiss, A quantum Newton’s cradle, *Nature* 440 (2006) 900–903.
- [504] S. Trotzky, Y.-A. Chen, A. Flesch, I. P. McCulloch, U. Schollwöck, J. Eisert, I. Bloch, Probing the relaxation towards equilibrium in an isolated strongly correlated one-dimensional Bose gas, *Nature Physics* 8 (2012) 325–330.
- [505] M. Gring, M. Kuhnert, T. Langen, T. Kitagawa, B. Rauer, M. Schreitl, I. Mazets, D. A. Smith, E. Demler, J. Schmiedmayer, Relaxation and prethermalization in an isolated quantum system, *Science* 337 (6100) (2012) 1318–1322.
- [506] M. Eckstein, M. Kollar, P. Werner, Thermalization after an interaction quench in the Hubbard model, *Phys. Rev. Lett.* 103 (2009) 056403.
- [507] M. Eckstein, M. Kollar, P. Werner, Interaction quench in the Hubbard model: Relaxation of the spectral function and the optical conductivity, *Phys. Rev. B* 81 (2010) 115131.
- [508] P. Werner, N. Tsuji, M. Eckstein, Nonthermal symmetry-broken states in the strongly interacting Hubbard model, *Phys. Rev. B* 86 (2012) 205101.
- [509] F. Goth, F. F. Assaad, Time and spatially resolved quench of the fermionic Hubbard model showing restricted equilibration, *Phys. Rev. B* 85 (2012) 085129.
- [510] G. Carleo, F. Becca, L. Sanchez-Palencia, S. Sorella, M. Fabrizio, Light-cone effect and supersonic correlations in one- and two-dimensional bosonic superfluids, *Phys. Rev. A* 89 (2014) 031602.
- [511] K. V. Krutitsky, P. Navez, F. Queisser, R. Schützhold, Propagation of quantum correlations after a quench in the Mott-insulator regime of the Bose-Hubbard model, *EPJ Quantum Technology* 1 (1) (2014) 12.